



Townsville QLD Professional

Race 5: TANQUERY NO. TEN BENCHMARK 60 Handicap - 1200m

05 December 2024 - 15:35



Track Rating: Soft 6, Weather: Overcast, Rail Position: +6m 1000m-W/Post; +2m Remainder

Section		Overall										Last 600m	
Field Times		1:09.80										0:34.98	
		(0:13.71)										(0:12.27)	
		0:56.09										0:12.27	
		(0:10.37)										(0:12.27)	
		0:45.72										0:23.76	
		(0:10.74)										(0:11.49)	
		0:34.98										0:23.76	
		(0:11.22)										(0:11.49)	
		0:23.76										0:12.27	
		(0:11.49)										(0:12.27)	
Rank	TAB	Horse/Jockey	Barrier	Top Speed [km/h]	Fastest Section	Overall	1000m	800m	600m	400m	200m	Margin	Distance Travelled [m]
1	3	MUTAFIQ	5	69.4	0:10.64	1:09.80 [1]	0:55.95 [3]	0:45.28 [4]	0:34.64 [4]	0:23.57 [3]	0:12.27 [1]	1:09.80	0:34.64
		Ryan Wiggins		800m	800m	(0:13.85)	(0:10.67)	(0:10.64)	(0:11.07)	(0:11.30)	(0:12.27)		
2	9	TYMON	4	69.0	0:10.51	1:09.80 [2]	0:55.39 [8]	0:44.88 [8]	0:34.24 [8]	0:23.19 [7]	0:11.97 [4]	0.02L	0:34.24
		Scott Sheargold		1000m	1000m	(0:14.41)	(0:10.51)	(0:10.64)	(0:11.05)	(0:11.22)	(0:11.97)		-2
3	6	SUPER FAST	7	68.9	0:10.78	1:10.04 [3]	0:56.17 [5]	0:45.37 [6]	0:34.59 [6]	0:23.55 [6]	0:12.19 [5]	1.42L	0:34.59
		McKenzie Apel		1000m	800m	(0:13.87)	(0:10.80)	(0:10.78)	(0:11.04)	(0:11.36)	(0:12.19)		+8
4	4	COLD POWER	3	68.4	0:10.58	1:10.08 [4]	0:55.99 [6]	0:45.41 [5]	0:34.60 [7]	0:23.36 [8]	0:11.94 [8]	1.63L	0:34.60
		Ashley Butler		1000m	1000m	(0:14.09)	(0:10.58)	(0:10.81)	(0:11.24)	(0:11.42)	(0:11.94)		-1
5	5	SAVEE	1	68.9	0:10.53	1:10.31 [5]	0:56.14 [7]	0:45.61 [7]	0:35.03 [5]	0:23.92 [5]	0:12.44 [6]	2.99L	0:35.03
		Graham Kliese		1000m	1000m	(0:14.17)	(0:10.53)	(0:10.58)	(0:11.11)	(0:11.48)	(0:12.44)		-2
6	7	MAZZARATTI	8	70.8	0:10.37	1:10.33 [6]	0:56.62 [1]	0:46.25 [1]	0:35.47 [2]	0:24.23 [2]	0:12.55 [2]	3.12L	0:35.47
		Sean Cormack		1000m	1000m	(0:13.71)	(0:10.37)	(0:10.78)	(0:11.24)	(0:11.68)	(0:12.55)		+5
7	1	DUSKY DAMSEL	6	69.4	0:10.40	1:10.37 [7]	0:56.66 [2]	0:46.26 [2]	0:35.55 [1]	0:24.33 [1]	0:12.59 [3]	3.36L	0:35.55
		Gabrielle Semmens		1000m	1000m	(0:13.71)	(0:10.40)	(0:10.71)	(0:11.22)	(0:11.74)	(0:12.59)		-3
8	2	HYDE PARK	2	68.4	0:10.51	1:10.69 [8]	0:56.83 [4]	0:46.32 [3]	0:35.67 [3]	0:24.39 [4]	0:12.73 [7]	5.25L	0:35.67
		Aidan Holt		800m	1000m	(0:13.86)	(0:10.51)	(0:10.65)	(0:11.28)	(0:11.66)	(0:12.73)		-4

Scratched: Super Art (#8), Sundara (#10)

[] Ranking at each section and finish
 -:-:- No data available at this section
 NA No data available

SCN Saddle cloth number
 DNF Did not finish
 DNT Did not track



Horse/Jockey Name	Mutafiq
Final Rank	1
Fastest Section Time (Section)	0:10.64 (800m)
Top Speed [km/h] (Section)	69.4 (800m)
Race State	Finished



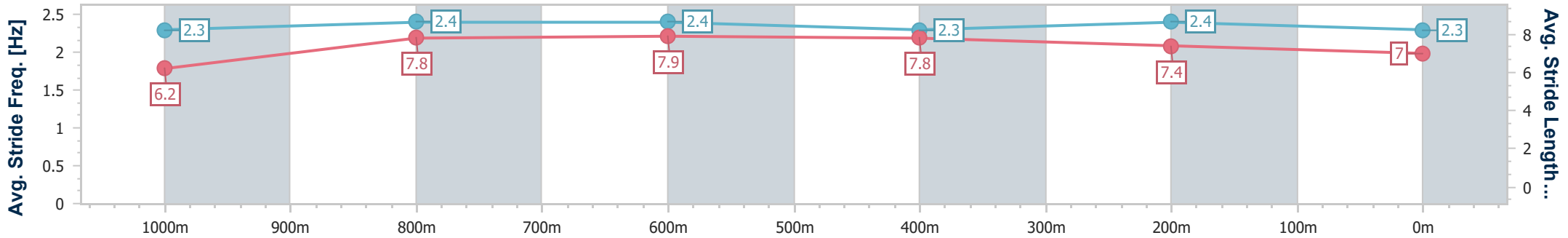
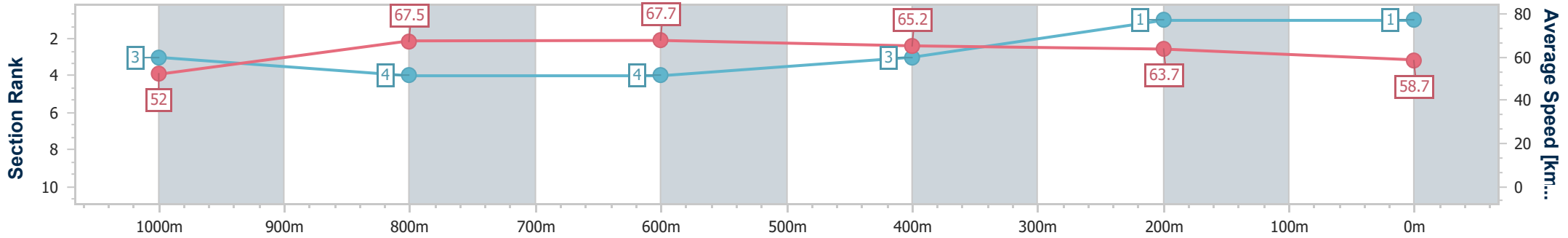
Townsville QLD Professional
Race 5: TANQUERY NO. TEN BENCHMARK 60 Handicap - 1200m



05 December 2024 - 15:35

Track Rating: Soft 6, Weather: Overcast, Rail Position: +6m 1000m-
W/Post; +2m Remainder

Section	Overall	1000m	800m	600m	400m	200m
Section Times	1:09.80 [1] (0:13.85)	0:55.95 [3] (0:10.67)	0:45.28 [4] (0:10.64)	0:34.64 [4] (0:11.07)	0:23.57 [3] (0:11.30)	0:12.27 [1] (0:12.27)
Average Speed [km/h]	52.0	67.5	67.7	65.2	63.7	58.7
Top Speed [km/h]	67.1	68.9	69.4	66.8	65.9	61.6
Avg. Dist. to Rail [m]	4.1	0.4	0.1	0.5	1.2	2.3
Avg. Stride Freq. [Hz]	2.3	2.4	2.4	2.3	2.4	2.3
Avg. Stride Length [m]	6.2	7.8	7.9	7.8	7.4	7.0



- [] Ranking at each section and finish
- .-.- No data available at this section
- NA No data available



Horse/Jockey Name	Tymon
Final Rank	2
Fastest Section Time (Section)	0:10.51 (1000m)
Top Speed [km/h] (Section)	69.0 (1000m)
Race State	Finished



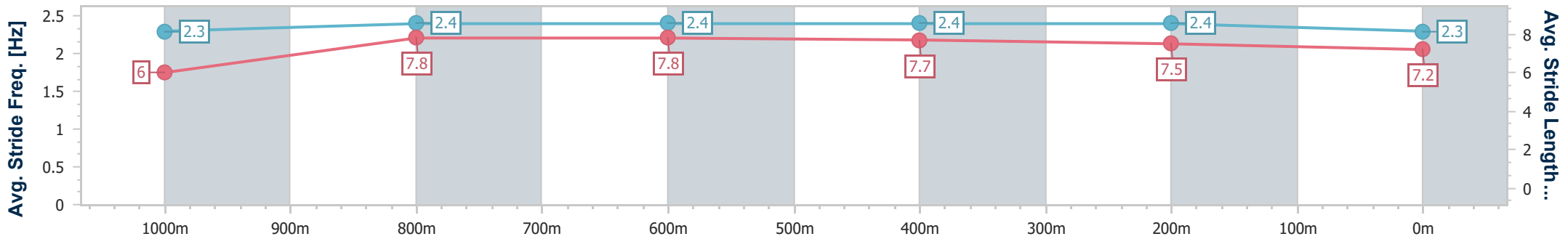
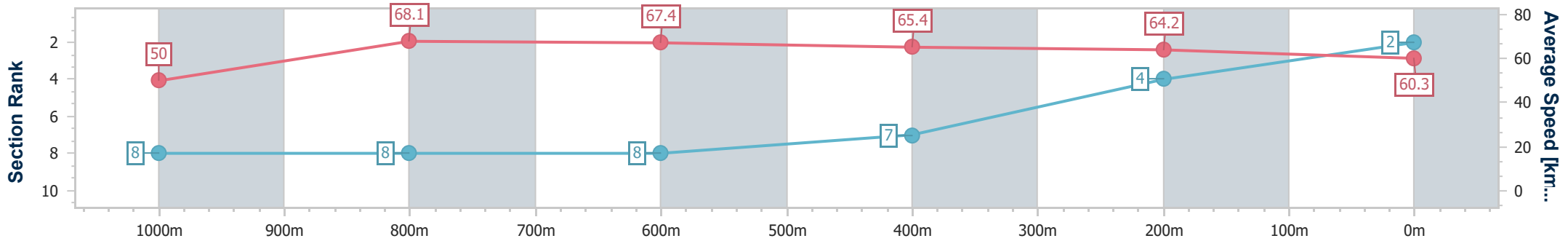
Townsville QLD Professional
Race 5: TANQUERY NO. TEN BENCHMARK 60 Handicap - 1200m



05 December 2024 - 15:35

Track Rating: Soft 6, Weather: Overcast, Rail Position: +6m 1000m-
W/Post; +2m Remainder

Section	Overall	1000m	800m	600m	400m	200m
Section Times	1:09.80 [2] (0:14.41)	0:55.39 [8] (0:10.51)	0:44.88 [8] (0:10.64)	0:34.24 [8] (0:11.05)	0:23.19 [7] (0:11.22)	0:11.97 [4] (0:11.97)
Average Speed [km/h]	50.0	68.1	67.4	65.4	64.2	60.3
Top Speed [km/h]	67.5	69.0	68.1	67.9	65.3	62.3
Avg. Dist. to Rail [m]	2.9	1.2	0.9	0.7	1.1	1.6
Avg. Stride Freq. [Hz]	2.3	2.4	2.4	2.4	2.4	2.3
Avg. Stride Length [m]	6.0	7.8	7.8	7.7	7.5	7.2



- [] Ranking at each section and finish
- .-.- No data available at this section
- NA No data available



Horse/Jockey Name	Super Fast
Final Rank	3
Fastest Section Time (Section)	0:10.78 (800m)
Top Speed [km/h] (Section)	68.9 (1000m)
Race State	Finished



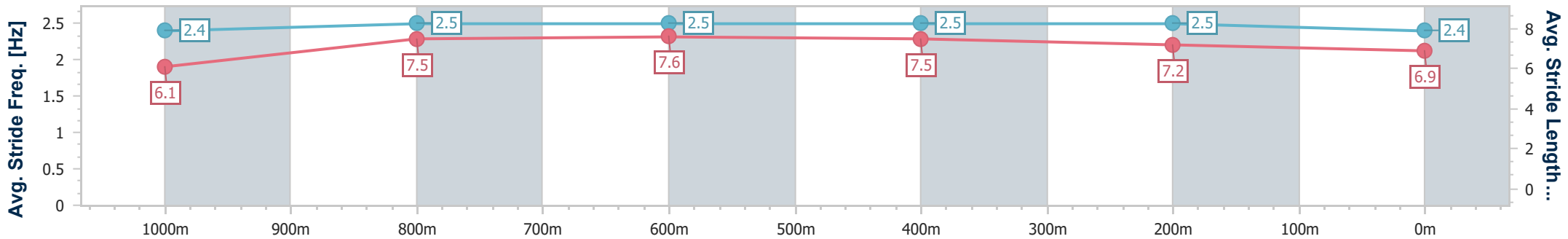
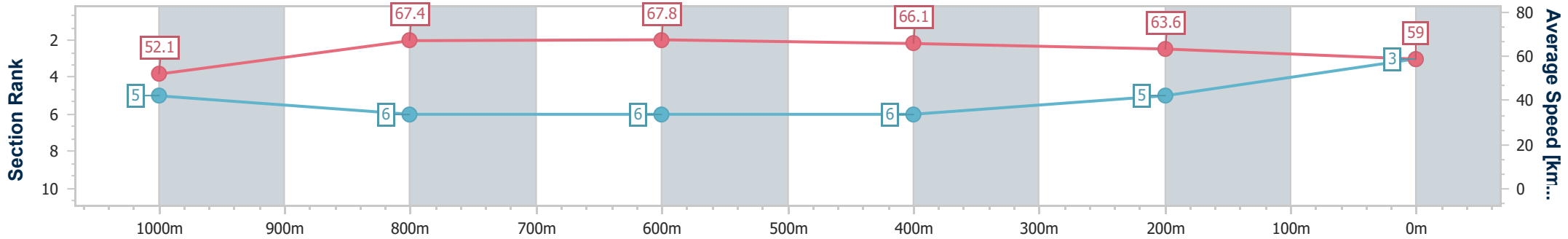
Townsville QLD Professional
Race 5: TANQUERY NO. TEN BENCHMARK 60 Handicap - 1200m



05 December 2024 - 15:35

Track Rating: Soft 6, Weather: Overcast, Rail Position: +6m 1000m-
W/Post; +2m Remainder

Section	Overall	1000m	800m	600m	400m	200m									
Section Times	1:10.04 [3] (0:13.87)	0:56.17 [5] (0:10.80)	0:45.37 [6] (0:10.78)	0:34.59 [6] (0:11.04)	0:23.55 [6] (0:11.36)	0:12.19 [5] (0:12.19)									
Average Speed [km/h]	52.1	67.4	67.8	66.1	63.6	59.0									
Top Speed [km/h]	65.4	68.9	68.5	67.5	64.6	62.1									
Avg. Dist. to Rail [m]	6.8	2.1	3.6	2.6	2.9	3.5									
Avg. Stride Freq. [Hz]	2.4	2.5	2.5	2.5	2.5	2.4									
Avg. Stride Length [m]	6.1	7.5	7.6	7.5	7.2	6.9									



- [] Ranking at each section and finish
- .-.- No data available at this section
- NA No data available



Horse/Jockey Name	Cold Power
Final Rank	4
Fastest Section Time (Section)	0:10.58 (1000m)
Top Speed [km/h] (Section)	68.4 (1000m)
Race State	Finished



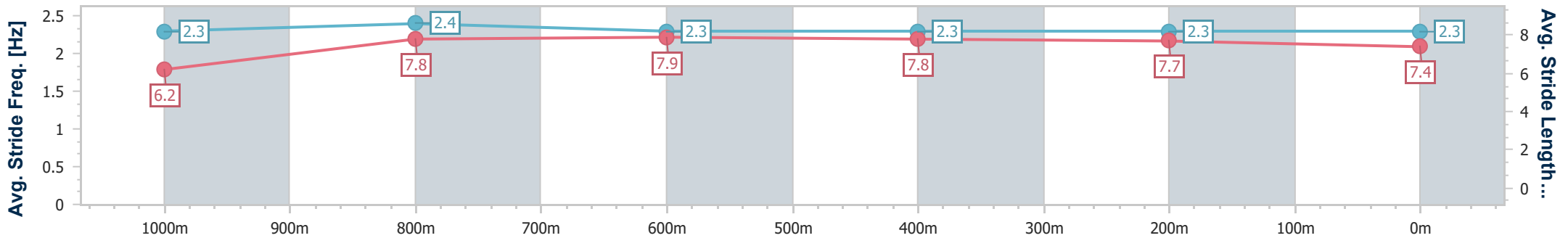
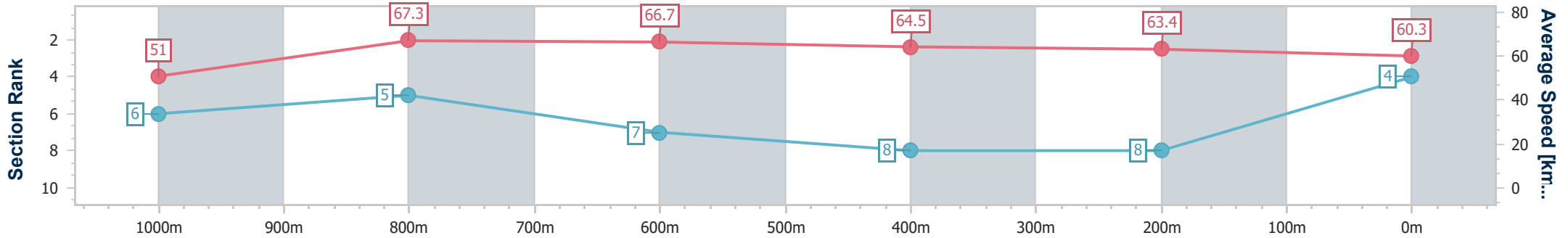
Townsville QLD Professional
Race 5: TANQUERY NO. TEN BENCHMARK 60 Handicap - 1200m



05 December 2024 - 15:35

Track Rating: Soft 6, Weather: Overcast, Rail Position: +6m 1000m-
W/Post; +2m Remainder

Section	Overall	1000m	800m	600m	400m	200m
Section Times	1:10.08 [4] (0:14.09)	0:55.99 [6] (0:10.58)	0:45.41 [5] (0:10.81)	0:34.60 [7] (0:11.24)	0:23.36 [8] (0:11.42)	0:11.94 [8] (0:11.94)
Average Speed [km/h]	51.0	67.3	66.7	64.5	63.4	60.3
Top Speed [km/h]	66.5	68.4	67.4	67.1	64.1	62.7
Avg. Dist. to Rail [m]	2.4	2.0	0.5	2.0	2.8	5.5
Avg. Stride Freq. [Hz]	2.3	2.4	2.3	2.3	2.3	2.3
Avg. Stride Length [m]	6.2	7.8	7.9	7.8	7.7	7.4



- [] Ranking at each section and finish
- .-.- No data available at this section
- NA No data available



Horse/Jockey Name	Savee
Final Rank	5
Fastest Section Time (Section)	0:10.53 (1000m)
Top Speed [km/h] (Section)	68.9 (1000m)
Race State	Finished



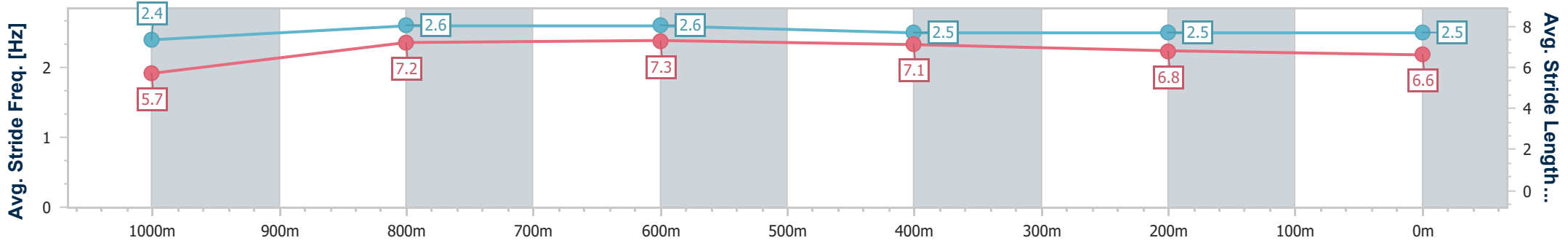
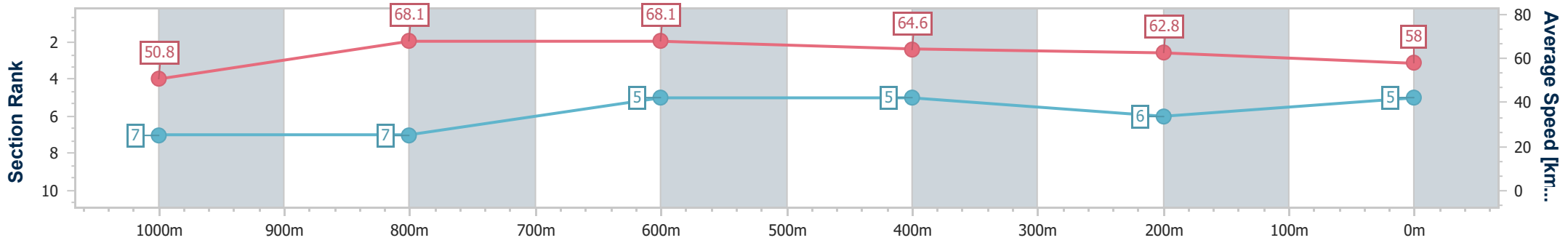
Townsville QLD Professional
Race 5: TANQUERY NO. TEN BENCHMARK 60 Handicap - 1200m



05 December 2024 - 15:35

Track Rating: Soft 6, Weather: Overcast, Rail Position: +6m 1000m-
W/Post; +2m Remainder

Section	Overall	1000m	800m	600m	400m	200m							
Section Times	1:10.31 [5] (0:14.17)	0:56.14 [7] (0:10.53)	0:45.61 [7] (0:10.58)	0:35.03 [5] (0:11.11)	0:23.92 [5] (0:11.48)	0:12.44 [6] (0:12.44)							
Average Speed [km/h]	50.8	68.1	68.1	64.6	62.8	58.0							
Top Speed [km/h]	66.6	68.9	68.4	66.3	64.5	61.7							
Avg. Dist. to Rail [m]	1.3	1.0	0.2	0.3	2.1	1.9							
Avg. Stride Freq. [Hz]	2.4	2.6	2.6	2.5	2.5	2.5							
Avg. Stride Length [m]	5.7	7.2	7.3	7.1	6.8	6.6							



- [] Ranking at each section and finish
- .-.- No data available at this section
- NA No data available



Horse/Jockey Name	Mazzaratti
Final Rank	6
Fastest Section Time (Section)	0:10.37 (1000m)
Top Speed [km/h] (Section)	70.8 (1000m)
Race State	Finished



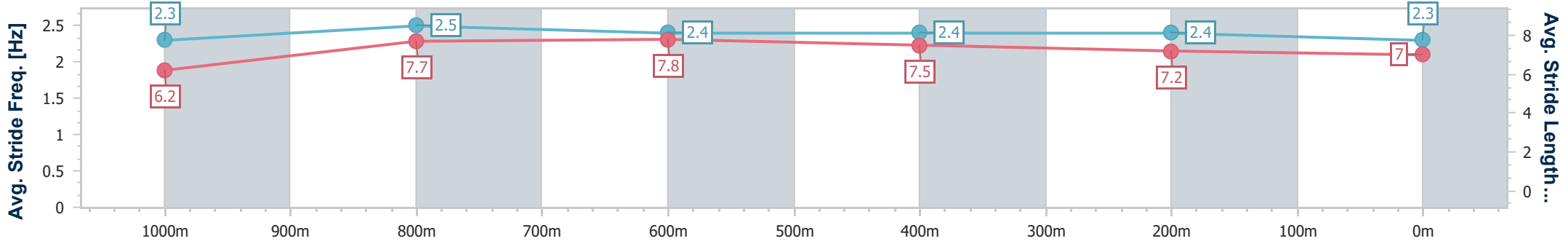
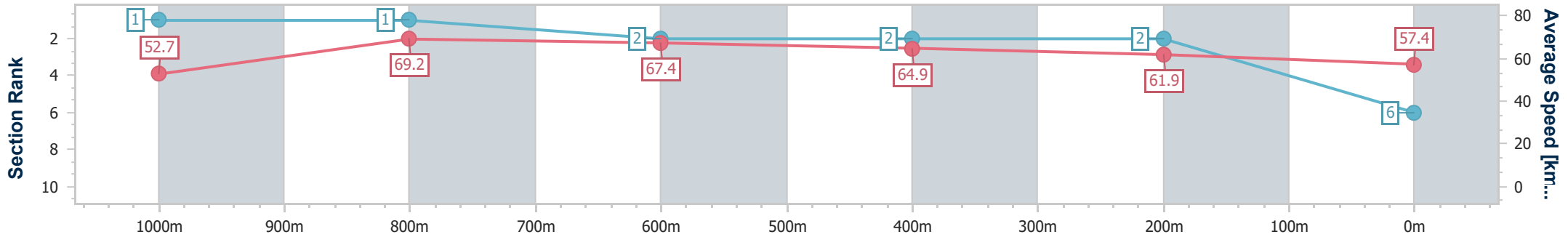
Townsville QLD Professional
Race 5: TANQUERY NO. TEN BENCHMARK 60 Handicap - 1200m



05 December 2024 - 15:35

Track Rating: Soft 6, Weather: Overcast, Rail Position: +6m 1000m-
W/Post; +2m Remainder

Section	Overall	1000m	800m	600m	400m	200m							
Section Times	1:10.33 [6] (0:13.71)	0:56.62 [1] (0:10.37)	0:46.25 [1] (0:10.78)	0:35.47 [2] (0:11.24)	0:24.23 [2] (0:11.68)	0:12.55 [2] (0:12.55)							
Average Speed [km/h]	52.7	69.2	67.4	64.9	61.9	57.4							
Top Speed [km/h]	67.9	70.8	69.4	67.2	65.6	60.1							
Avg. Dist. to Rail [m]	7.9	0.7	1.6	3.0	3.3	3.2							
Avg. Stride Freq. [Hz]	2.3	2.5	2.4	2.4	2.4	2.3							
Avg. Stride Length [m]	6.2	7.7	7.8	7.5	7.2	7.0							



- [] Ranking at each section and finish
- .-.- No data available at this section
- NA No data available



Horse/Jockey Name	Dusky Damsel
Final Rank	7
Fastest Section Time (Section)	0:10.40 (1000m)
Top Speed [km/h] (Section)	69.4 (1000m)
Race State	Finished



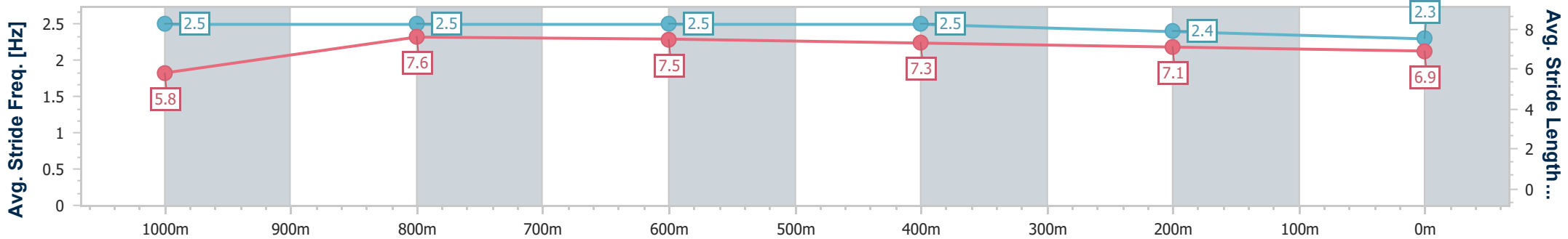
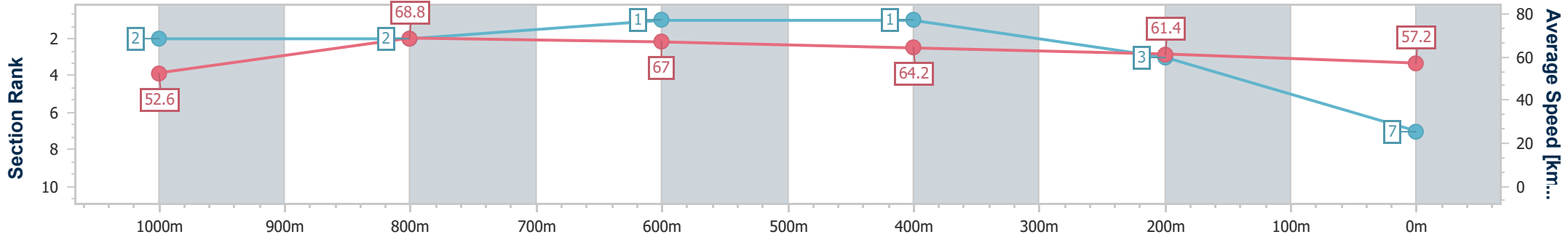
Townsville QLD Professional
Race 5: TANQUERY NO. TEN BENCHMARK 60 Handicap - 1200m



05 December 2024 - 15:35

Track Rating: Soft 6, Weather: Overcast, Rail Position: +6m 1000m-
W/Post; +2m Remainder

Section	Overall	1000m	800m	600m	400m	200m								
Section Times	1:10.37 [7] (0:13.71)	0:56.66 [2] (0:10.40)	0:46.26 [2] (0:10.71)	0:35.55 [1] (0:11.22)	0:24.33 [1] (0:11.74)	0:12.59 [3] (0:12.59)								
Average Speed [km/h]	52.6	68.8	67.0	64.2	61.4	57.2								
Top Speed [km/h]	69.1	69.4	68.1	65.7	63.4	59.3								
Avg. Dist. to Rail [m]	4.9	1.3	0.7	0.3	0.2	0.5								
Avg. Stride Freq. [Hz]	2.5	2.5	2.5	2.5	2.4	2.3								
Avg. Stride Length [m]	5.8	7.6	7.5	7.3	7.1	6.9								



- [] Ranking at each section and finish
- .-.- No data available at this section
- NA No data available



Horse/Jockey Name	Hyde Park
Final Rank	8
Fastest Section Time (Section)	0:10.51 (1000m)
Top Speed [km/h] (Section)	68.4 (800m)
Race State	Finished



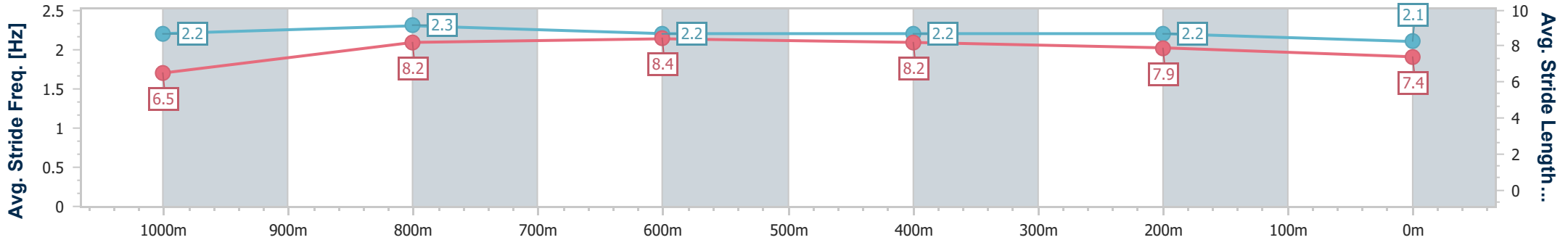
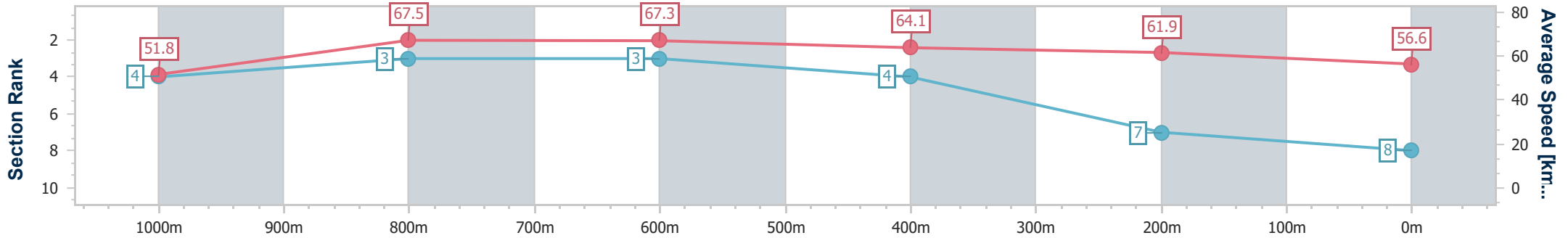
Townsville QLD Professional
Race 5: TANQUERY NO. TEN BENCHMARK 60 Handicap - 1200m



05 December 2024 - 15:35

Track Rating: Soft 6, Weather: Overcast, Rail Position: +6m 1000m-
W/Post; +2m Remainder

Section	Overall	1000m	800m	600m	400m	200m								
Section Times	1:10.69 [8] (0:13.86)	0:56.83 [4] (0:10.51)	0:46.32 [3] (0:10.65)	0:35.67 [3] (0:11.28)	0:24.39 [4] (0:11.66)	0:12.73 [7] (0:12.73)								
Average Speed [km/h]	51.8	67.5	67.3	64.1	61.9	56.6								
Top Speed [km/h]	68.0	68.3	68.4	66.9	64.0	61.8								
Avg. Dist. to Rail [m]	2.2	3.0	1.0	1.1	1.5	3.1								
Avg. Stride Freq. [Hz]	2.2	2.3	2.2	2.2	2.2	2.1								
Avg. Stride Length [m]	6.5	8.2	8.4	8.2	7.9	7.4								



- [] Ranking at each section and finish
- .-.- No data available at this section
- NA No data available