



Townsville QLD Professional

Race 3: LADBROKES FORM GENIUS BENCHMARK 60 Handicap - 1609m

05 December 2024 - 14:20



Track Rating: Soft 6, Weather: Overcast, Rail Position: +6m 1000m-W/Post; +2m Remainder

Section		Overall	1400m	1200m	1000m	800m	600m	400m	Last 600m				
Field Times		1:37.64 (0:15.87)	1:21.77 (0:11.83)	1:09.94 (0:12.03)	0:57.91 (0:11.67)	0:46.24 (0:11.19)	0:35.05 (0:11.26)	0:23.79 (0:11.63)	0:35.05				
Rank	TAB Horse/Jockey	Barrier	Top Speed [km/h]	Fastest Section									Distance Travelled [m]
1	4 BRAVE AGENDA Adam Sewell	3	65.9 800m	0:11.10 800m	1:37.64 [1] (0:15.96)	1:21.68 [2] (0:11.97)	1:09.71 [2] (0:11.96)	0:57.75 [2] (0:11.60)	0:46.15 [2] (0:11.10)	0:35.05 [1] (0:11.29)	0:23.76 [2] (0:11.60)	0:35.05	
2	7 LADY MASQUERADE Lacey Morrison	1	65.4 800m	0:11.15 800m	1:37.70 [2] (0:16.17)	1:21.53 [3] (0:11.95)	1:09.58 [3] (0:11.91)	0:57.67 [3] (0:11.60)	0:46.07 [3] (0:11.15)	0:34.92 [3] (0:11.29)	0:23.63 [3] (0:11.64)	0:34.92	-1
3	1 GOING NUCLEAR Ryan Wiggins	4	66.4 800m	0:11.03 800m	1:37.75 [3] (0:16.21)	1:21.54 [4] (0:12.08)	1:09.46 [4] (0:11.95)	0:57.51 [4] (0:11.59)	0:45.92 [4] (0:11.03)	0:34.89 [4] (0:11.21)	0:23.68 [4] (0:11.62)	0:34.89	+3
4	6 ELLEVES Chelsea Jokic	2	66.3 800m	0:10.97 800m	1:38.23 [4] (0:16.57)	1:21.66 [6] (0:11.91)	1:09.75 [6] (0:11.98)	0:57.77 [5] (0:11.62)	0:46.15 [5] (0:10.97)	0:35.18 [5] (0:11.27)	0:23.91 [6] (0:11.67)	0:35.18	-2
5	8 DICKIN MEDAL Nathan Thomas	6	67.1 800m	0:10.97 800m	1:38.29 [5] (0:16.34)	1:21.95 [5] (0:12.13)	1:09.82 [5] (0:11.99)	0:57.83 [5] (0:11.63)	0:46.20 [6] (0:10.97)	0:35.23 [6] (0:11.18)	0:24.05 [5] (0:11.81)	0:35.23	+5
6	5 ZOUHOPE Isabella Teh	5	65.9 600m	0:11.21 800m	1:38.34 [6] (0:15.87)	1:22.47 [1] (0:11.83)	1:10.64 [1] (0:12.03)	0:58.61 [1] (0:11.67)	0:46.94 [1] (0:11.21)	0:35.73 [2] (0:11.24)	0:24.49 [1] (0:11.83)	0:35.73	-1

Scratched: Mission House (#2), Specialtie (#3)

[] Ranking at each section and finish
 -:-:- No data available at this section
 NA No data available

SCN Saddle cloth number
 DNF Did not finish
 DNT Did not track



Townsville QLD Professional

Race 3: LADBROKES FORM GENIUS BENCHMARK 60 Handicap - 1609m

05 December 2024 - 14:20



Track Rating: Soft 6, Weather: Overcast, Rail Position: +6m 1000m-W/Post; +2m Remainder

Section				200m				Last 600m	
Field Times				0:12.16 (0:12.16)				0:35.05	
Rank	TAB	Horse/Jockey	Barrier	Top Speed [km/h]	Fastest Section	Margin			Distance Travelled [m]
1	4	BRAVE AGENDA Adam Sewell	3	65.9 800m	0:11.10 800m	0:12.16 [1] (0:12.16)	1:37.64		0:35.05
2	7	LADY MASQUERADE Lacey Morrison	1	65.4 800m	0:11.15 800m	0:11.99 [4] (0:11.99)	0.36L		0:34.92 -1
3	1	GOING NUCLEAR Ryan Wiggins	4	66.4 800m	0:11.03 800m	0:12.06 [3] (0:12.06)	0.69L		0:34.89 +3
4	6	ELLEVES Chelsea Jokic	2	66.3 800m	0:10.97 800m	0:12.24 [5] (0:12.24)	3.51L		0:35.18 -2
5	8	DICKIN MEDAL Nathan Thomas	6	67.1 800m	0:10.97 800m	0:12.24 [6] (0:12.24)	3.87L		0:35.23 +5
6	5	ZOUHOPE Isabella Teh	5	65.9 600m	0:11.21 800m	0:12.66 [2] (0:12.66)	4.15L		0:35.73 -1

Scratched: Mission House (#2), Specialtie (#3)

[] Ranking at each section and finish
 -:-:-:- No data available at this section
 NA No data available

SCN Saddle cloth number
 DNF Did not finish
 DNT Did not track



Horse/Jockey Name	Brave Agenda
Final Rank	1
Fastest Section Time (Section)	0:11.10 (800m)
Top Speed [km/h] (Section)	65.9 (800m)
Race State	Finished



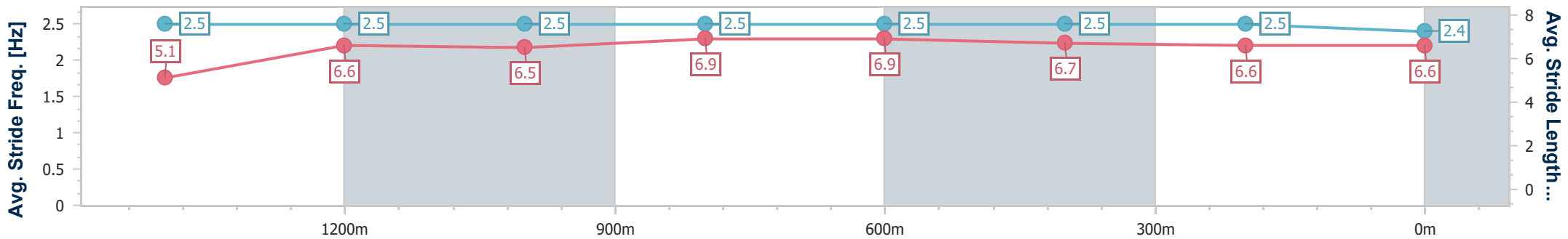
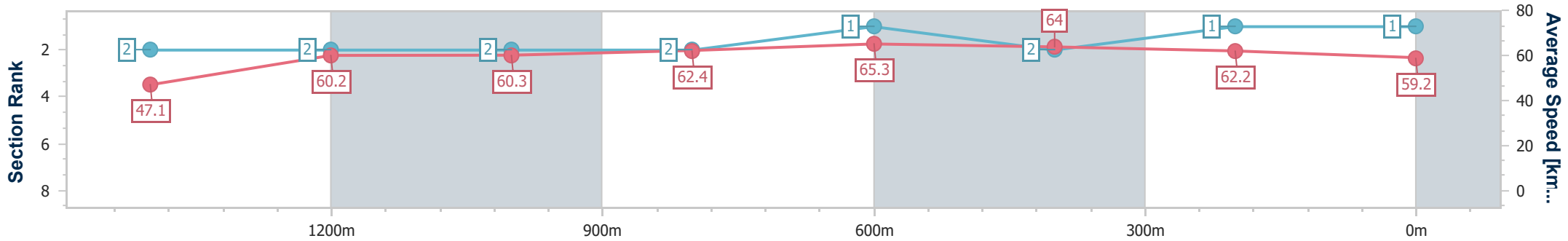
Townsville QLD Professional
Race 3: LADBROKES FORM GENIUS BENCHMARK 60
Handicap - 1609m



05 December 2024 - 14:20

Track Rating: Soft 6, Weather: Overcast, Rail Position: +6m 1000m-
W/Post; +2m Remainder

Section	Overall	1400m	1200m	1000m	800m	600m	400m	200m					
Section Times	1:37.64 [1] (0:15.96)	1:21.68 [2] (0:11.97)	1:09.71 [2] (0:11.96)	0:57.75 [2] (0:11.60)	0:46.15 [2] (0:11.10)	0:35.05 [1] (0:11.29)	0:23.76 [2] (0:11.60)	0:12.16 [1] (0:12.16)					
Average Speed [km/h]	47.1	60.2	60.3	62.4	65.3	64.0	62.2	59.2					
Top Speed [km/h]	60.7	60.9	60.8	63.9	65.9	65.8	63.0	62.0					
Avg. Dist. to Rail [m]	3.9	0.5	1.0	1.2	1.5	0.9	2.0	4.3					
Avg. Stride Freq. [Hz]	2.5	2.5	2.5	2.5	2.5	2.5	2.5	2.4					
Avg. Stride Length [m]	5.1	6.6	6.5	6.9	6.9	6.7	6.6	6.6					



- [] Ranking at each section and finish
- .-.- No data available at this section
- NA No data available



Horse/Jockey Name	Lady Masquerade
Final Rank	2
Fastest Section Time (Section)	0:11.15 (800m)
Top Speed [km/h] (Section)	65.4 (800m)
Race State	Finished



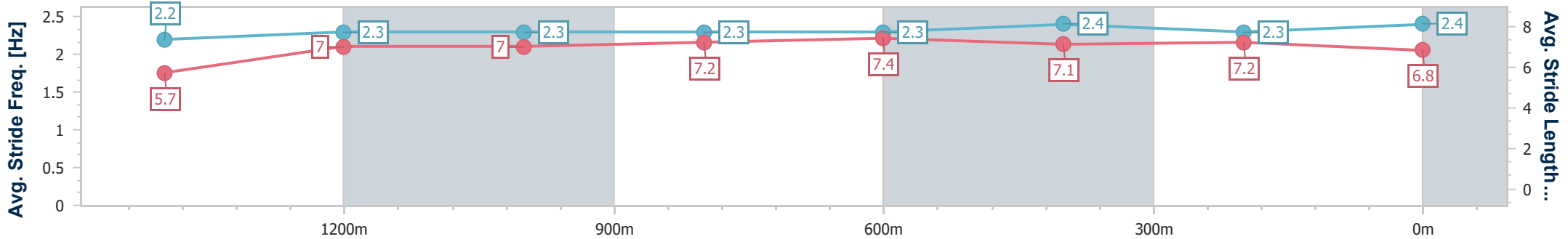
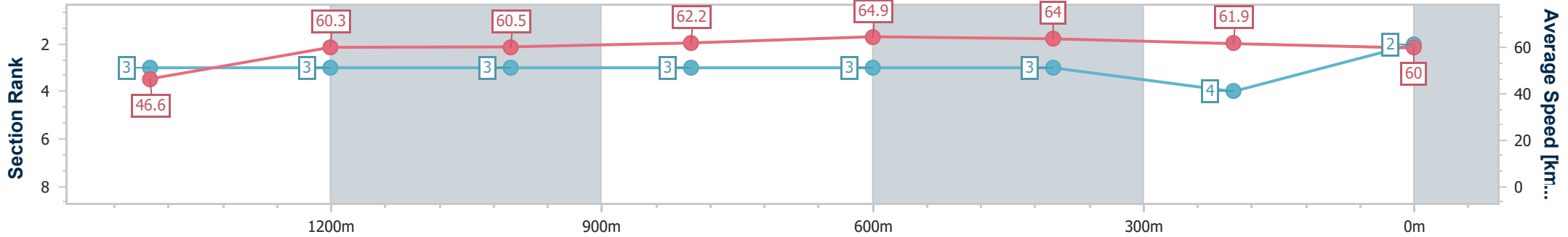
Townsville QLD Professional
Race 3: LADBROKES FORM GENIUS BENCHMARK 60
Handicap - 1609m



05 December 2024 - 14:20

Track Rating: Soft 6, Weather: Overcast, Rail Position: +6m 1000m-
W/Post; +2m Remainder

Section	Overall	1400m	1200m	1000m	800m	600m	400m	200m						
Section Times	1:37.70 [2] (0:16.17)	1:21.53 [3] (0:11.95)	1:09.58 [3] (0:11.91)	0:57.67 [3] (0:11.60)	0:46.07 [3] (0:11.15)	0:34.92 [3] (0:11.29)	0:23.63 [3] (0:11.64)	0:11.99 [4] (0:11.99)						
Average Speed [km/h]	46.6	60.3	60.5	62.2	64.9	64.0	61.9	60.0						
Top Speed [km/h]	61.1	61.9	61.0	63.9	65.4	65.0	62.8	62.1						
Avg. Dist. to Rail [m]	3.7	1.1	1.1	0.8	0.9	0.6	1.2	0.4						
Avg. Stride Freq. [Hz]	2.2	2.3	2.3	2.3	2.3	2.4	2.3	2.4						
Avg. Stride Length [m]	5.7	7.0	7.0	7.2	7.4	7.1	7.2	6.8						



- [] Ranking at each section and finish
- .-.- No data available at this section
- NA No data available



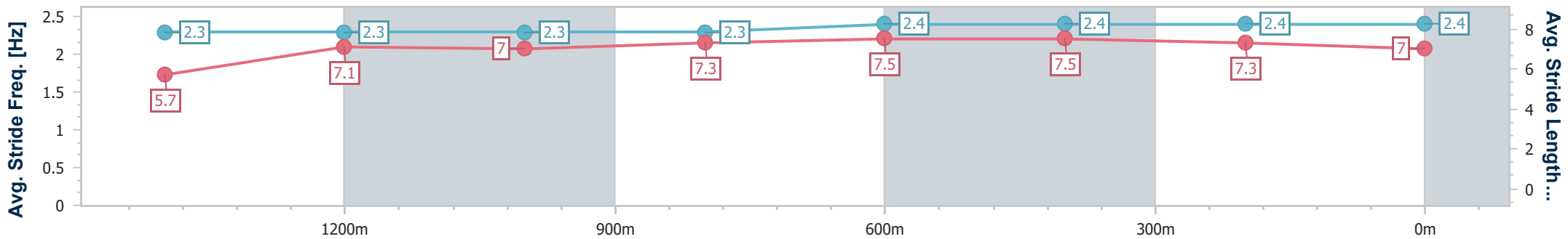
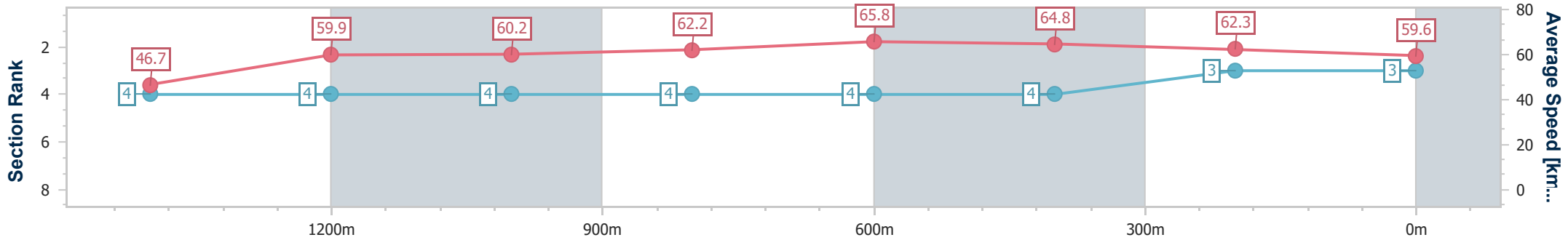
Horse/Jockey Name	Going Nuclear
Final Rank	3
Fastest Section Time (Section)	0:11.03 (800m)
Top Speed [km/h] (Section)	66.4 (800m)
Race State	Finished



Townsville QLD Professional
 Race 3: LADBROKES FORM GENIUS BENCHMARK 60
 Handicap - 1609m
 05 December 2024 - 14:20
 Track Rating: Soft 6, Weather: Overcast, Rail Position: +6m 1000m-
 W/Post; +2m Remainder



Section	Overall	1400m	1200m	1000m	800m	600m	400m	200m						
Section Times	1:37.75 [3] (0:16.21)	1:21.54 [4] (0:12.08)	1:09.46 [4] (0:11.95)	0:57.51 [4] (0:11.59)	0:45.92 [4] (0:11.03)	0:34.89 [4] (0:11.21)	0:23.68 [4] (0:11.62)	0:12.06 [3] (0:12.06)						
Average Speed [km/h]	46.7	59.9	60.2	62.2	65.8	64.8	62.3	59.6						
Top Speed [km/h]	61.6	61.1	60.9	64.8	66.4	66.0	64.0	62.1						
Avg. Dist. to Rail [m]	5.0	1.6	1.2	0.7	1.4	1.9	3.8	4.2						
Avg. Stride Freq. [Hz]	2.3	2.3	2.3	2.3	2.4	2.4	2.4	2.4						
Avg. Stride Length [m]	5.7	7.1	7.0	7.3	7.5	7.5	7.3	7.0						



- [] Ranking at each section and finish
- .-.- No data available at this section
- NA No data available



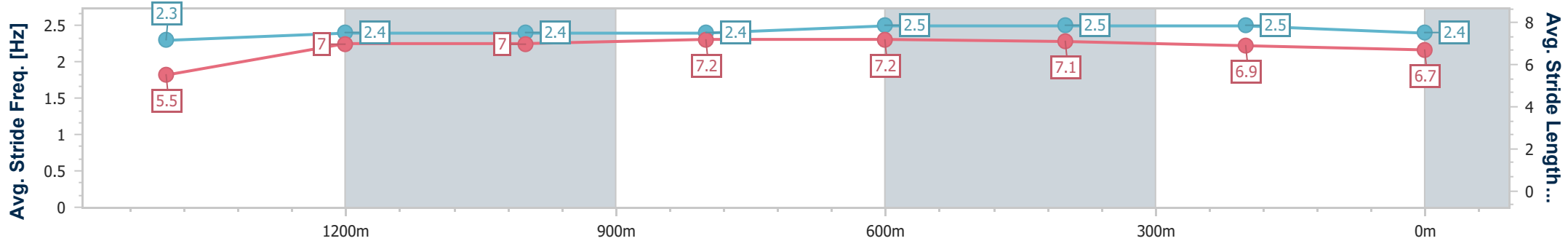
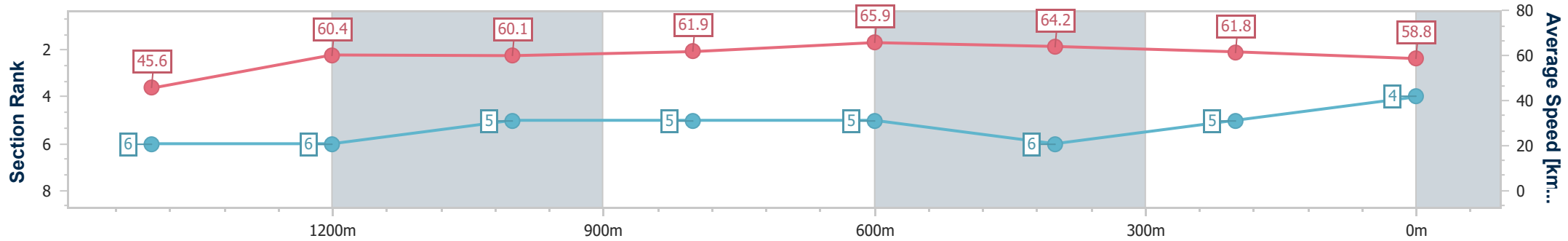
Horse/Jockey Name	Elleves
Final Rank	4
Fastest Section Time (Section)	0:10.97 (800m)
Top Speed [km/h] (Section)	66.3 (800m)
Race State	Finished



Townsville QLD Professional
 Race 3: LADBROKES FORM GENIUS BENCHMARK 60
 Handicap - 1609m
 05 December 2024 - 14:20
 Track Rating: Soft 6, Weather: Overcast, Rail Position: +6m 1000m-
 W/Post; +2m Remainder



Section	Overall	1400m	1200m	1000m	800m	600m	400m	200m
Section Times	1:38.23 [4] (0:16.57)	1:21.66 [6] (0:11.91)	1:09.75 [6] (0:11.98)	0:57.77 [5] (0:11.62)	0:46.15 [5] (0:10.97)	0:35.18 [5] (0:11.27)	0:23.91 [6] (0:11.67)	0:12.24 [5] (0:12.24)
Average Speed [km/h]	45.6	60.4	60.1	61.9	65.9	64.2	61.8	58.8
Top Speed [km/h]	60.6	61.3	60.8	66.2	66.3	66.1	62.8	60.8
Avg. Dist. to Rail [m]	4.6	0.4	0.2	0.8	0.9	1.0	2.6	4.3
Avg. Stride Freq. [Hz]	2.3	2.4	2.4	2.4	2.5	2.5	2.5	2.4
Avg. Stride Length [m]	5.5	7.0	7.0	7.2	7.2	7.1	6.9	6.7



- [] Ranking at each section and finish
- .-.- No data available at this section
- NA No data available



Horse/Jockey Name	Dickin Medal
Final Rank	5
Fastest Section Time (Section)	0:10.97 (800m)
Top Speed [km/h] (Section)	67.1 (800m)
Race State	Finished



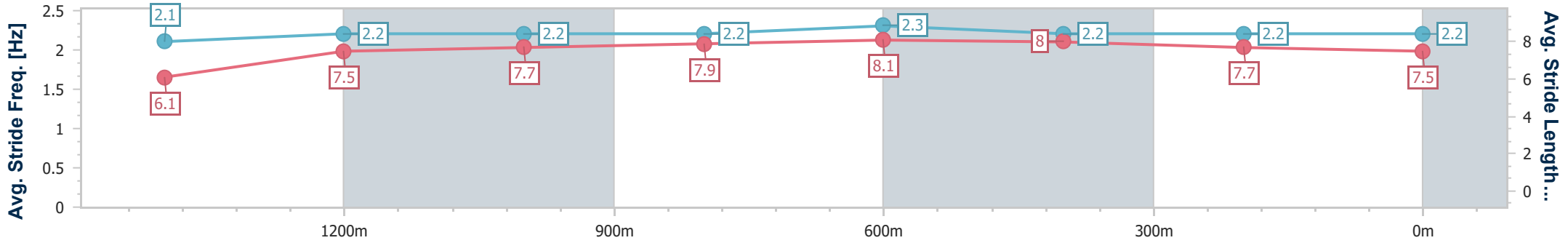
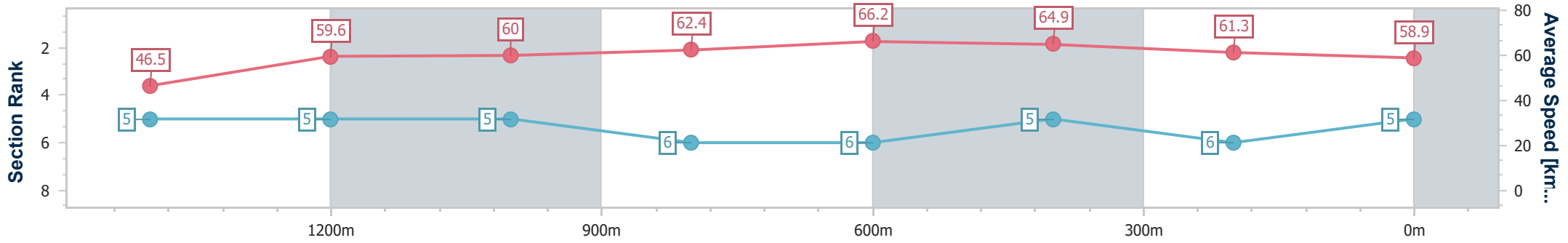
Townsville QLD Professional
Race 3: LADBROKES FORM GENIUS BENCHMARK 60
Handicap - 1609m



05 December 2024 - 14:20

Track Rating: Soft 6, Weather: Overcast, Rail Position: +6m 1000m-
W/Post; +2m Remainder

Section	Overall	1400m	1200m	1000m	800m	600m	400m	200m						
Section Times	1:38.29 [5] (0:16.34)	1:21.95 [5] (0:12.13)	1:09.82 [5] (0:11.99)	0:57.83 [5] (0:11.63)	0:46.20 [6] (0:10.97)	0:35.23 [6] (0:11.18)	0:24.05 [5] (0:11.81)	0:12.24 [6] (0:12.24)						
Average Speed [km/h]	46.5	59.6	60.0	62.4	66.2	64.9	61.3	58.9						
Top Speed [km/h]	60.4	60.8	61.1	65.8	67.1	66.4	63.6	60.2						
Avg. Dist. to Rail [m]	6.1	1.4	1.5	1.2	1.8	1.9	3.4	5.0						
Avg. Stride Freq. [Hz]	2.1	2.2	2.2	2.2	2.3	2.2	2.2	2.2						
Avg. Stride Length [m]	6.1	7.5	7.7	7.9	8.1	8.0	7.7	7.5						



- [] Ranking at each section and finish
- .-.- No data available at this section
- NA No data available



Horse/Jockey Name	Zouhope
Final Rank	6
Fastest Section Time (Section)	0:11.21 (800m)
Top Speed [km/h] (Section)	65.9 (600m)
Race State	Finished



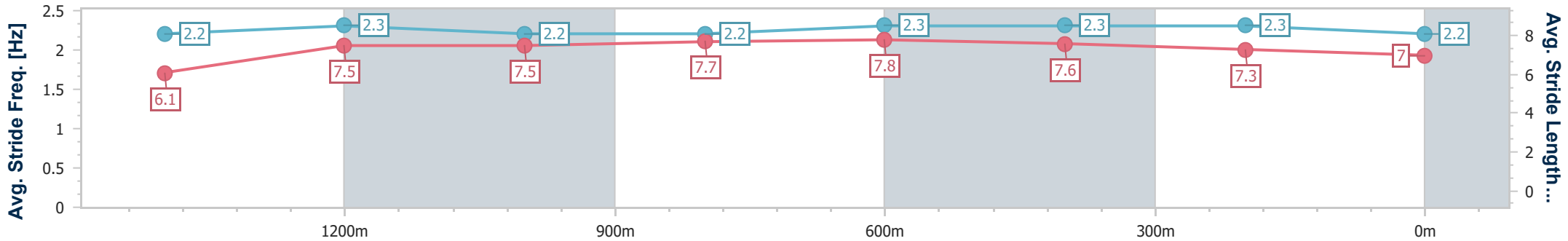
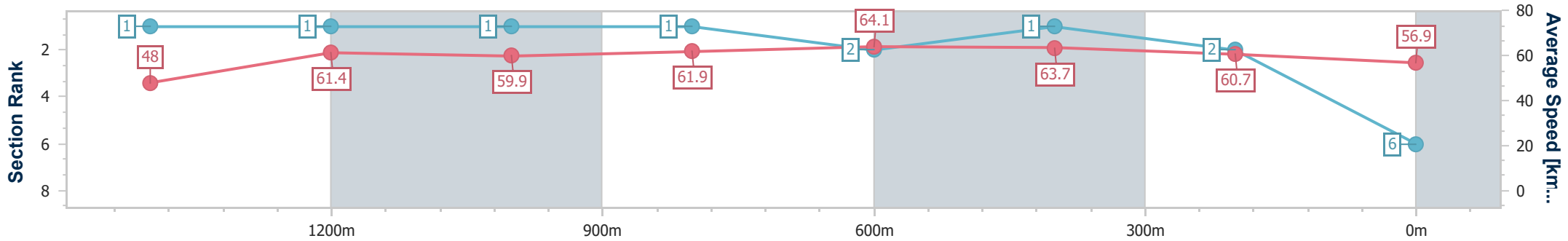
Townsville QLD Professional
Race 3: LADBROKES FORM GENIUS BENCHMARK 60
Handicap - 1609m



05 December 2024 - 14:20

Track Rating: Soft 6, Weather: Overcast, Rail Position: +6m 1000m-
W/Post; +2m Remainder

Section	Overall	1400m	1200m	1000m	800m	600m	400m	200m						
Section Times	1:38.34 [6] (0:15.87)	1:22.47 [1] (0:11.83)	1:10.64 [1] (0:12.03)	0:58.61 [1] (0:11.67)	0:46.94 [1] (0:11.21)	0:35.73 [2] (0:11.24)	0:24.49 [1] (0:11.83)	0:12.66 [2] (0:12.66)						
Average Speed [km/h]	48.0	61.4	59.9	61.9	64.1	63.7	60.7	56.9						
Top Speed [km/h]	63.3	62.7	60.3	63.3	65.2	65.9	61.9	58.9						
Avg. Dist. to Rail [m]	6.9	2.7	1.8	0.6	0.8	1.1	0.6	1.1						
Avg. Stride Freq. [Hz]	2.2	2.3	2.2	2.2	2.3	2.3	2.3	2.2						
Avg. Stride Length [m]	6.1	7.5	7.5	7.7	7.8	7.6	7.3	7.0						



- [] Ranking at each section and finish
- .-.- No data available at this section
- NA No data available