



Townsville QLD Professional

Race 1: LADBROKES BLACKBOOK QTIS Two-Year-Old Handicap - 1000m

05 December 2024 - 13:10



Track Rating: Soft 6, Weather: Overcast, Rail Position: +6m 1000m-W/Post; +2m Remainder

Section		Overall	800m	600m	400m	200m	Last 600m					
Field Times		0:57.62 (0:13.04)	0:44.58 (0:10.08)	0:34.50 (0:10.74)	0:23.76 (0:11.35)	0:12.41 (0:12.41)	0:34.50					
Rank	TAB Horse/Jockey	Barrier	Top Speed [km/h]	Fastest Section	Margin					Distance Travelled [m]		
1	1 SATISFIED MUGS Ashley Butler	2	72.7 800m	0:10.08 800m	0:57.62 [1] (0:13.04)	0:44.58 [1] (0:10.08)	0:34.50 [1] (0:10.74)	0:23.76 [1] (0:11.35)	0:12.41 [1] (0:12.41)	0:57.62	0:34.50	
2	2 NOSEY NEO Lacey Morrison	1	71.6 800m	0:10.13 800m	0:58.22 [2] (0:13.20)	0:45.02 [2] (0:10.13)	0:34.88 [2] (0:10.66)	0:24.22 [2] (0:11.85)	0:12.37 [2] (0:12.36)	3.55L	0:34.88	-2
3	3 MR OREO Sean Cormack	3	70.1 800m	0:10.47 800m	0:58.81 [3] (0:13.67)	0:45.14 [3] (0:10.47)	0:34.67 [3] (0:10.92)	0:23.75 [3] (0:11.55)	0:12.20 [3] (0:12.20)	7.03L	0:34.67	+2
4	5 NEV Chelsea Jokic	5	72.0 800m	0:10.32 800m	0:59.41 [4] (0:14.05)	0:45.36 [4] (0:10.32)	0:35.04 [4] (0:10.95)	0:24.09 [4] (0:11.43)	0:12.66 [4] (0:12.66)	10.56L	0:35.04	+1
5	4 MR SHEFFIELD Erin Molloy	4	70.8 800m	0:10.57 800m	1:00.44 [5] (0:14.10)	0:46.34 [5] (0:10.57)	0:35.77 [5] (0:11.35)	0:24.42 [5] (0:11.85)	0:12.57 [5] (0:12.57)	16.62L	0:35.77	-1

Scratched: Louis Auguste (#8), Who Asked Zou (#6), Fabulean (#7)

[] Ranking at each section and finish
 -:-:- No data available at this section
 NA No data available

SCN Saddle cloth number
 DNF Did not finish
 DNT Did not track



Horse/Jockey Name	Satisfied Mugs
Final Rank	1
Fastest Section Time (Section)	0:10.08 (800m)
Top Speed [km/h] (Section)	72.7 (800m)
Race State	Finished



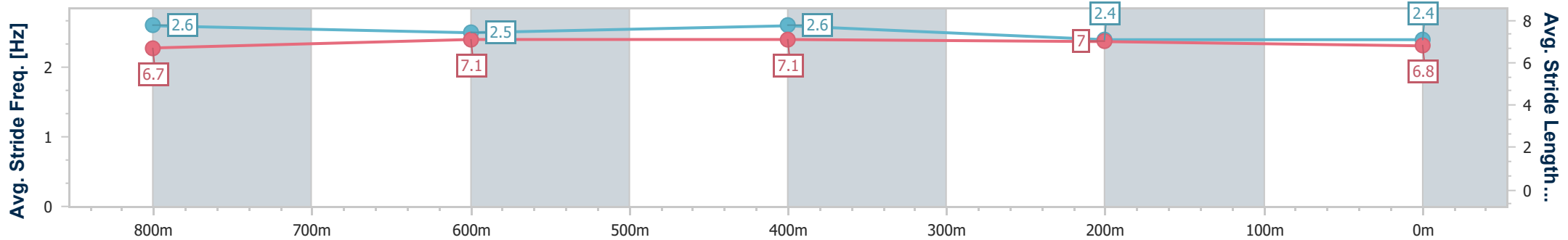
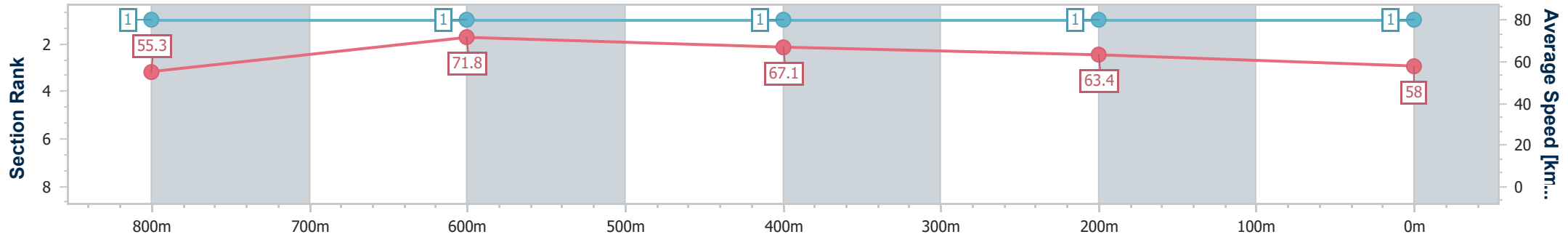
Townsville QLD Professional
Race 1: LADBROKES BLACKBOOK QTIS Two-Year-Old Handicap - 1000m



05 December 2024 - 13:10

Track Rating: Soft 6, Weather: Overcast, Rail Position: +6m 1000m-W/Post; +2m Remainder

Section	Overall	800m	600m	400m	200m
Section Times	0:57.62 [1] (0:13.04)	0:44.58 [1] (0:10.08)	0:34.50 [1] (0:10.74)	0:23.76 [1] (0:11.35)	0:12.41 [1] (0:12.41)
Average Speed [km/h]	55.3	71.8	67.1	63.4	58.0
Top Speed [km/h]	71.9	72.7	70.3	64.7	61.6
Avg. Dist. to Rail [m]	2.0	1.6	0.6	0.8	1.0
Avg. Stride Freq. [Hz]	2.6	2.5	2.6	2.4	2.4
Avg. Stride Length [m]	6.7	7.1	7.1	7.0	6.8



- [] Ranking at each section and finish
- .-.- No data available at this section
- NA No data available



Horse/Jockey Name	Nosey Neo
Final Rank	2
Fastest Section Time (Section)	0:10.13 (800m)
Top Speed [km/h] (Section)	71.6 (800m)
Race State	Finished



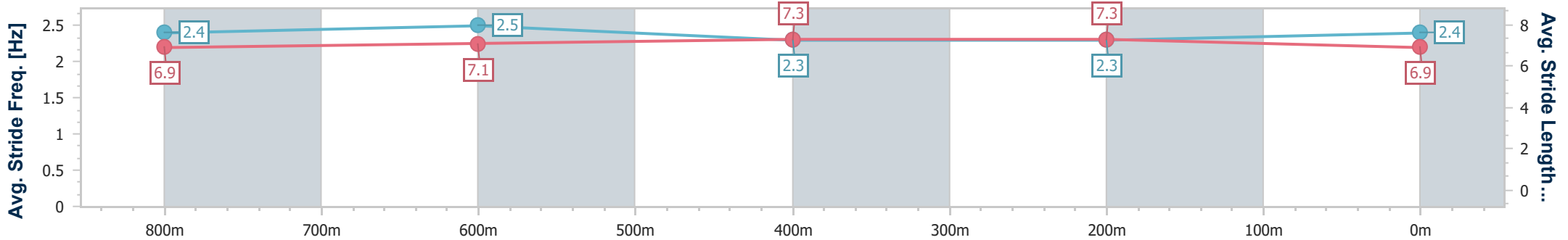
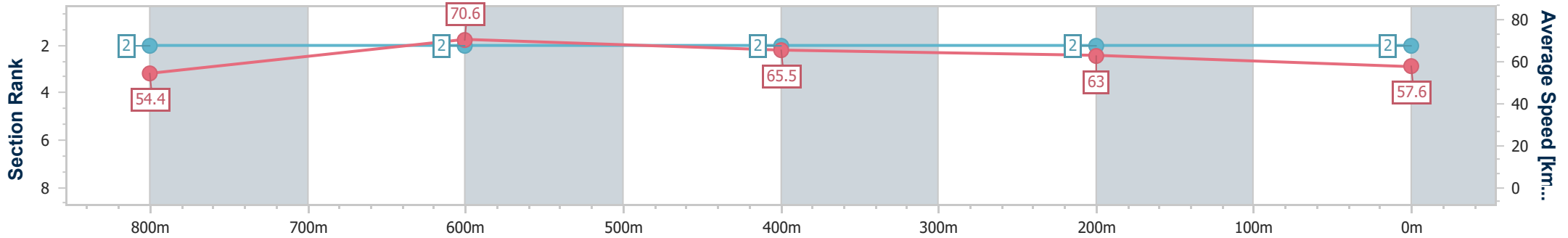
Townsville QLD Professional
Race 1: LADBROKES BLACKBOOK QTIS Two-Year-Old Handicap - 1000m



05 December 2024 - 13:10

Track Rating: Soft 6, Weather: Overcast, Rail Position: +6m 1000m-
W/Post; +2m Remainder

Section	Overall	800m	600m	400m	200m
Section Times	0:58.22 [2] (0:13.20)	0:45.02 [2] (0:10.13)	0:34.88 [2] (0:10.66)	0:24.22 [2] (0:11.85)	0:12.37 [2] (0:12.36)
Average Speed [km/h]	54.4	70.6	65.5	63.0	57.6
Top Speed [km/h]	70.6	71.6	67.7	64.1	60.5
Avg. Dist. to Rail [m]	1.2	1.0	1.0	1.0	1.0
Avg. Stride Freq. [Hz]	2.4	2.5	2.3	2.3	2.4
Avg. Stride Length [m]	6.9	7.1	7.3	7.3	6.9



- [] Ranking at each section and finish
- .-.- No data available at this section
- NA No data available



Horse/Jockey Name	Mr Oreo
Final Rank	3
Fastest Section Time (Section)	0:10.47 (800m)
Top Speed [km/h] (Section)	70.1 (800m)
Race State	Finished



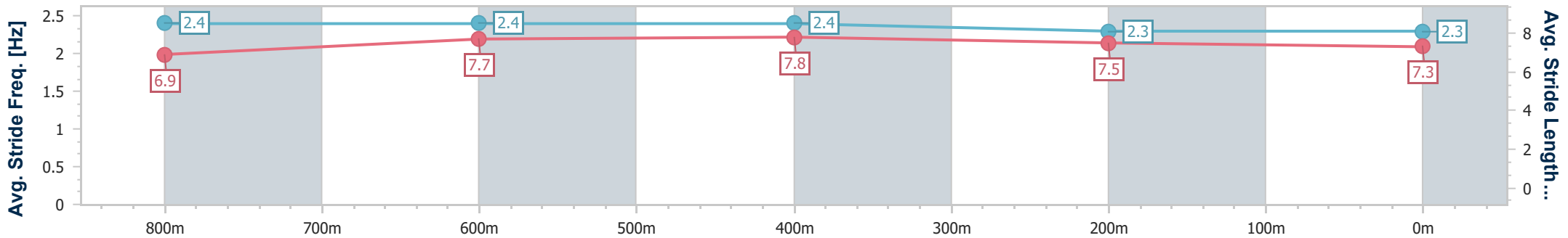
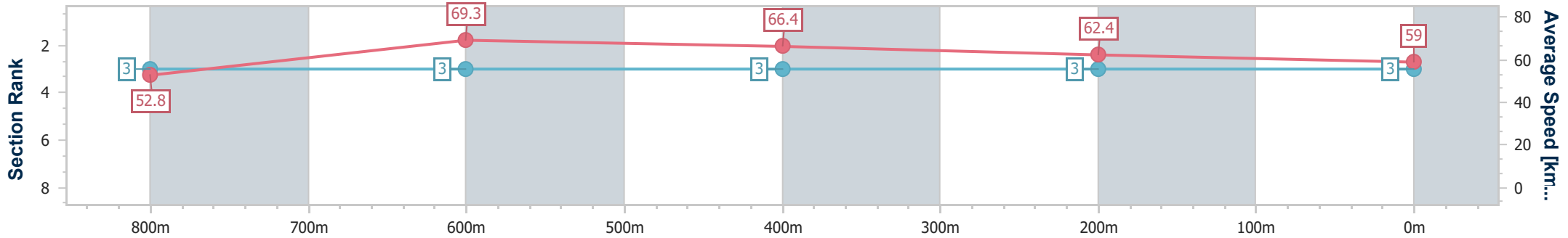
Townsville QLD Professional
Race 1: LADBROKES BLACKBOOK QTIS Two-Year-Old Handicap - 1000m



05 December 2024 - 13:10

Track Rating: Soft 6, Weather: Overcast, Rail Position: +6m 1000m-W/Post; +2m Remainder

Section	Overall	800m	600m	400m	200m
Section Times	0:58.81 [3] (0:13.67)	0:45.14 [3] (0:10.47)	0:34.67 [3] (0:10.92)	0:23.75 [3] (0:11.55)	0:12.20 [3] (0:12.20)
Average Speed [km/h]	52.8	69.3	66.4	62.4	59.0
Top Speed [km/h]	69.2	70.1	68.9	64.6	61.2
Avg. Dist. to Rail [m]	3.2	1.8	1.3	1.8	2.3
Avg. Stride Freq. [Hz]	2.4	2.4	2.4	2.3	2.3
Avg. Stride Length [m]	6.9	7.7	7.8	7.5	7.3



- [] Ranking at each section and finish
- .-.- No data available at this section
- NA No data available



Horse/Jockey Name	Nev
Final Rank	4
Fastest Section Time (Section)	0:10.32 (800m)
Top Speed [km/h] (Section)	72.0 (800m)
Race State	Finished



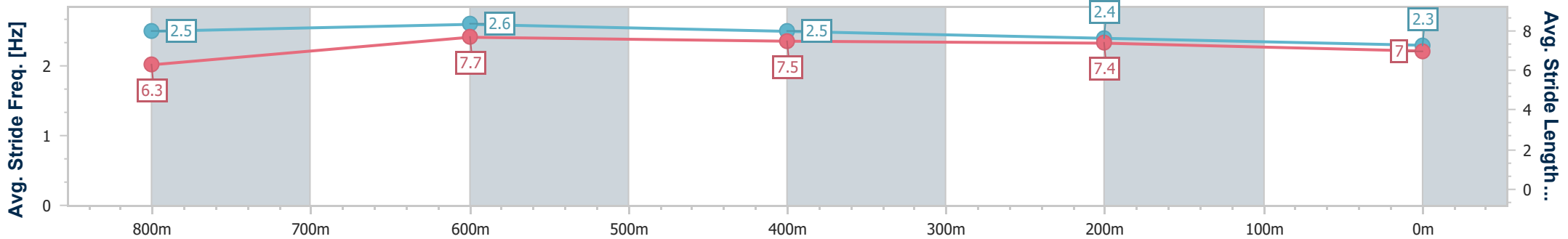
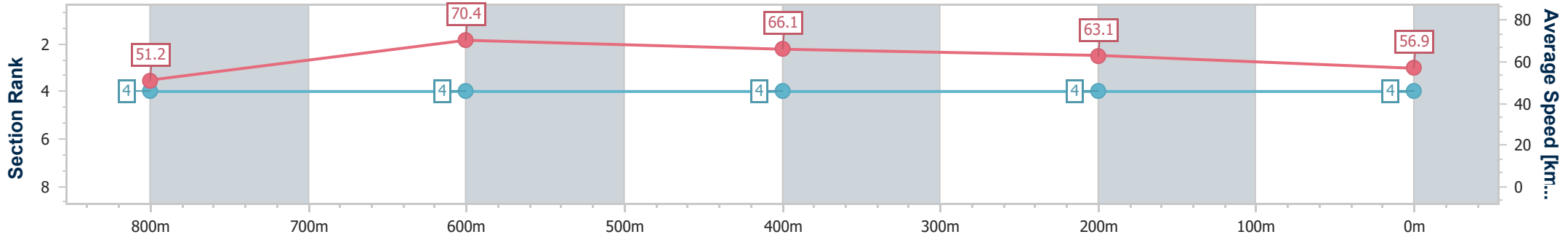
Townsville QLD Professional
Race 1: LADBROKES BLACKBOOK QTIS Two-Year-Old Handicap - 1000m



05 December 2024 - 13:10

Track Rating: Soft 6, Weather: Overcast, Rail Position: +6m 1000m-W/Post; +2m Remainder

Section	Overall	800m	600m	400m	200m
Section Times	0:59.41 [4] (0:14.05)	0:45.36 [4] (0:10.32)	0:35.04 [4] (0:10.95)	0:24.09 [4] (0:11.43)	0:12.66 [4] (0:12.66)
Average Speed [km/h]	51.2	70.4	66.1	63.1	56.9
Top Speed [km/h]	71.5	72.0	68.5	65.9	60.5
Avg. Dist. to Rail [m]	6.1	2.5	0.8	2.4	3.9
Avg. Stride Freq. [Hz]	2.5	2.6	2.5	2.4	2.3
Avg. Stride Length [m]	6.3	7.7	7.5	7.4	7.0



- [] Ranking at each section and finish
- .-.- No data available at this section
- NA No data available



Horse/Jockey Name	Mr Sheffield
Final Rank	5
Fastest Section Time (Section)	0:10.57 (800m)
Top Speed [km/h] (Section)	70.8 (800m)
Race State	Finished



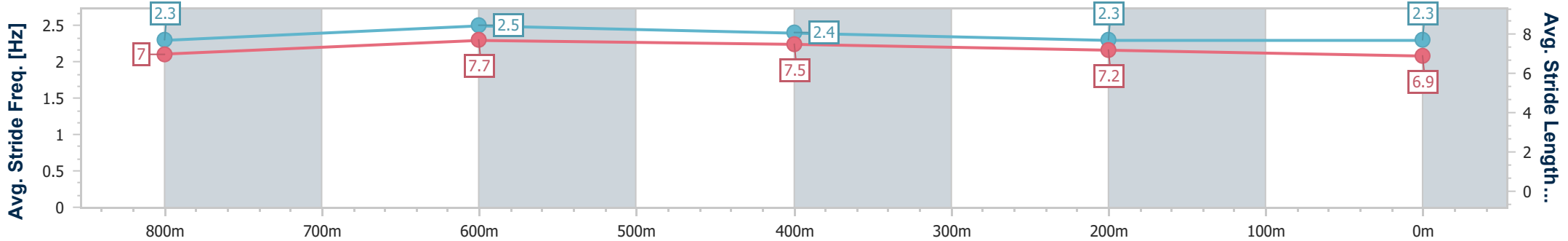
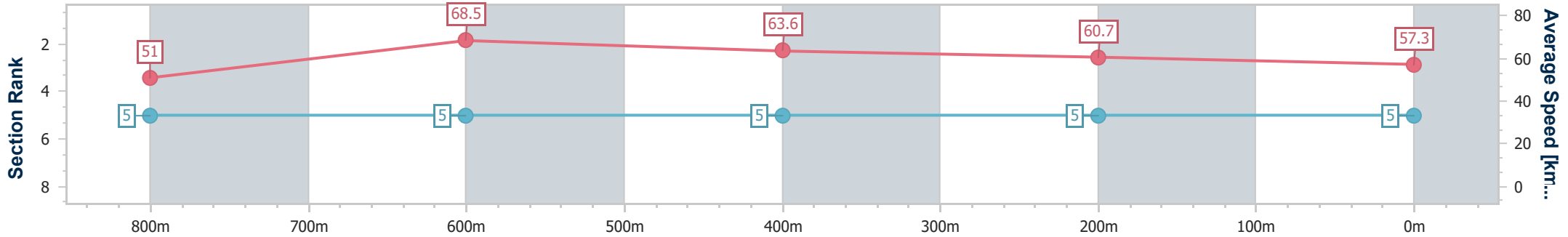
Townsville QLD Professional
Race 1: LADBROKES BLACKBOOK QTIS Two-Year-Old Handicap - 1000m



05 December 2024 - 13:10

Track Rating: Soft 6, Weather: Overcast, Rail Position: +6m 1000m-W/Post; +2m Remainder

Section	Overall	800m	600m	400m	200m
Section Times	1:00.44 [5] (0:14.10)	0:46.34 [5] (0:10.57)	0:35.77 [5] (0:11.35)	0:24.42 [5] (0:11.85)	0:12.57 [5] (0:12.57)
Average Speed [km/h]	51.0	68.5	63.6	60.7	57.3
Top Speed [km/h]	70.7	70.8	66.7	61.8	59.4
Avg. Dist. to Rail [m]	3.4	1.6	0.6	0.3	0.3
Avg. Stride Freq. [Hz]	2.3	2.5	2.4	2.3	2.3
Avg. Stride Length [m]	7.0	7.7	7.5	7.2	6.9



- [] Ranking at each section and finish
- .-.- No data available at this section
- NA No data available



Townsville QLD Professional

Race 2: XMAS RACEDAY NEXT FRIDAY 13 DECEMBER Maiden Plate - 1000m

05 December 2024 - 13:45



Track Rating: Soft 6, Weather: Overcast, Rail Position: +6m 1000m-W/Post; +2m Remainder

Section										Last 600m			
Field Times		Overall	800m	600m	400m	200m							
		0:56.71 (0:13.20)	0:43.51 (0:10.03)	0:33.48 (0:10.33)	0:23.15 (0:11.08)	0:12.07 (0:12.07)						0:33.48	
Rank	TAB	Horse/Jockey	Barrier	Top Speed [km/h]	Fastest Section						Margin	Distance Travelled [m]	
1	4	MADAM BORODINA Gabrielle Semmens	10	73.1 800m	0:10.03 800m	0:56.71 [1] (0:13.20)	0:43.51 [1] (0:10.03)	0:33.48 [1] (0:10.33)	0:23.15 [1] (0:11.07)	0:12.07 [1] (0:12.07)	0:56.71	0:33.47	
2	2	GOODNIGHT ROMEO Graham Kliese	1	71.8 Overall	0:10.16 800m	0:57.03 [2] (0:13.24)	0:43.79 [4] (0:10.16)	0:33.63 [5] (0:10.64)	0:22.99 [5] (0:11.28)	0:11.71 [4] (0:11.71)	1.92L	0:33.63	-2
3	3	ARTURETTA Pietro Romeo	3	71.4 800m	0:10.12 800m	0:57.16 [3] (0:13.49)	0:43.67 [6] (0:10.12)	0:33.55 [6] (0:10.47)	0:23.08 [6] (0:11.26)	0:11.82 [5] (0:11.82)	2.68L	0:33.55	+1
4	9	PLAY IT AS IT LAYS Nikki Olzard	6	72.7 800m	0:10.04 800m	0:57.19 [4] (0:13.21)	0:43.98 [2] (0:10.04)	0:33.93 [2] (0:10.55)	0:23.38 [2] (0:11.28)	0:12.10 [2] (0:12.10)	2.82L	0:33.93	+2
5	7	OUR FOLLY Lacey Morrison	4	72.4 800m	0:10.03 800m	0:57.19 [5] (0:13.32)	0:43.87 [5] (0:10.03)	0:33.84 [4] (0:10.56)	0:23.28 [3] (0:11.35)	0:11.93 [3] (0:11.93)	2.85L	0:33.84	+3
6	6	OHMIKKIUSOFINE Nathan Thomas	9	72.4 800m	0:10.10 800m	0:57.95 [6] (0:13.23)	0:44.72 [3] (0:10.10)	0:34.62 [3] (0:10.67)	0:23.95 [4] (0:11.47)	0:12.48 [6] (0:12.48)	7.29L	0:34.62	+6
7	5	MISCHIEVOUS GIRL McKenzie Apel	7	70.7 800m	0:10.38 800m	0:58.24 [7] (0:13.64)	0:44.60 [7] (0:10.38)	0:34.22 [7] (0:10.84)	0:23.38 [7] (0:11.37)	0:12.01 [7] (0:12.01)	9.02L	0:34.22	+3
8	8	CLUCK Erin Molloy	2	69.3 800m	0:10.55 800m	0:58.38 [8] (0:13.86)	0:44.52 [9] (0:10.55)	0:33.97 [9] (0:10.92)	0:23.05 [9] (0:11.28)	0:11.77 [9] (0:11.77)	9.83L	0:33.97	+2
9	10	STURDY ACRES Adam Sewell	5	70.3 800m	0:10.28 800m	0:59.00 [9] (0:13.83)	0:45.17 [8] (0:10.28)	0:34.89 [8] (0:10.78)	0:24.11 [8] (0:11.50)	0:12.61 [8] (0:12.61)	13.48L	0:34.89	+0
10	1	FIVELINEDITTY Isabella Teh	8	70.4 800m	0:10.45 800m	0:59.61 [10] (0:14.06)	0:45.55 [10] (0:10.45)	0:35.10 [10] (0:11.01)	0:24.09 [10] (0:11.62)	0:12.47 [10] (0:12.47)	17.1L	0:35.10	+2

[] Ranking at each section and finish
 -:-:- No data available at this section
 NA No data available

SCN Saddle cloth number
 DNF Did not finish
 DNT Did not track



Horse/Jockey Name	Madam Borodina
Final Rank	1
Fastest Section Time (Section)	0:10.03 (800m)
Top Speed [km/h] (Section)	73.1 (800m)
Race State	Finished



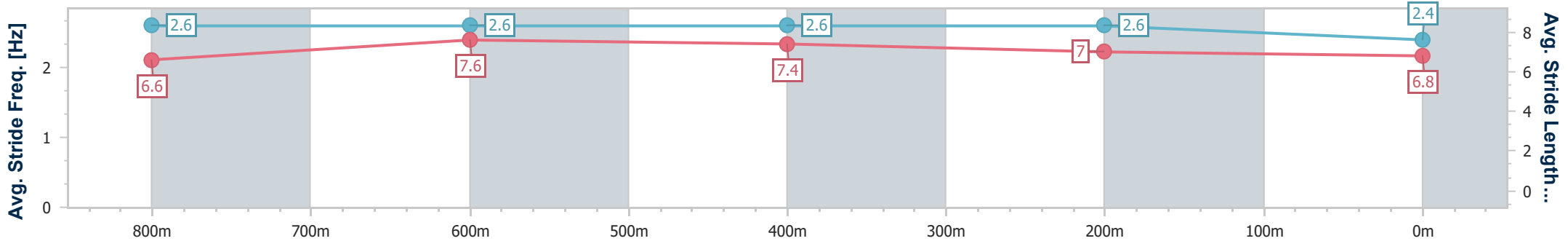
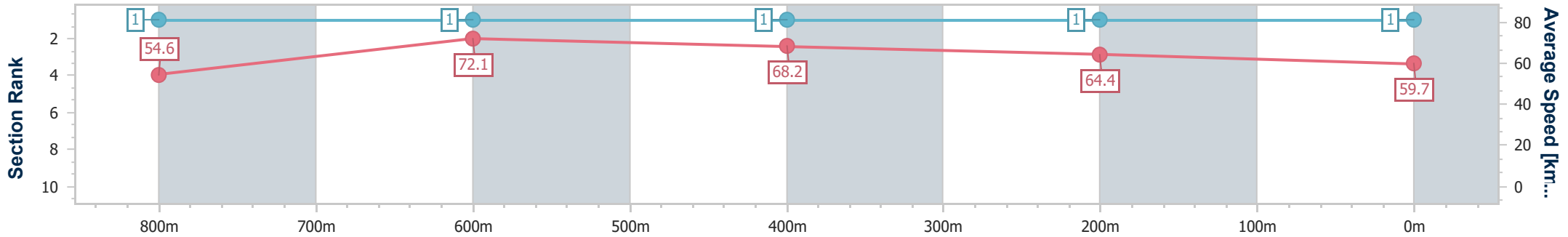
Townsville QLD Professional
Race 2: XMAS RACEDAY NEXT FRIDAY 13 DECEMBER Maiden
Plate - 1000m



05 December 2024 - 13:45

Track Rating: Soft 6, Weather: Overcast, Rail Position: +6m 1000m-
W/Post; +2m Remainder

Section	Overall	800m	600m	400m	200m
Section Times	0:56.71 [1] (0:13.20)	0:43.51 [1] (0:10.03)	0:33.48 [1] (0:10.33)	0:23.15 [1] (0:11.07)	0:12.07 [1] (0:12.07)
Average Speed [km/h]	54.6	72.1	68.2	64.4	59.7
Top Speed [km/h]	72.0	73.1	69.8	67.4	62.5
Avg. Dist. to Rail [m]	3.9	3.0	2.9	1.0	0.8
Avg. Stride Freq. [Hz]	2.6	2.6	2.6	2.6	2.4
Avg. Stride Length [m]	6.6	7.6	7.4	7.0	6.8



- [] Ranking at each section and finish
- .-.- No data available at this section
- NA No data available



Horse/Jockey Name	Goodnight Romeo
Final Rank	2
Fastest Section Time (Section)	0:10.16 (800m)
Top Speed [km/h] (Section)	71.8 (Overall)
Race State	Finished



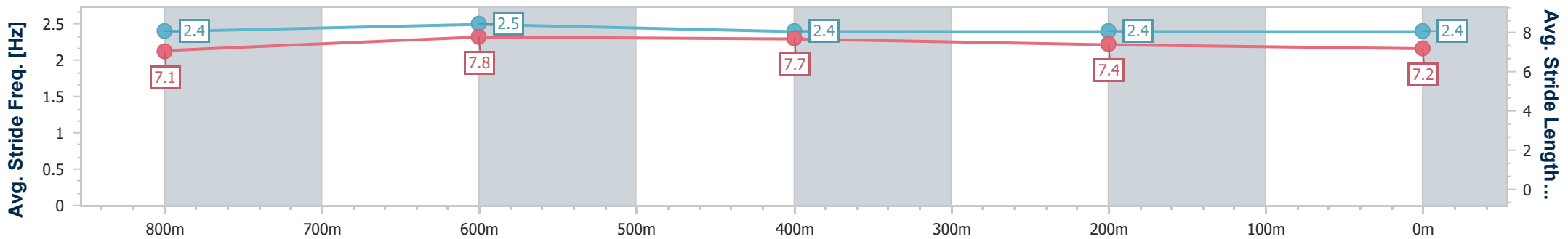
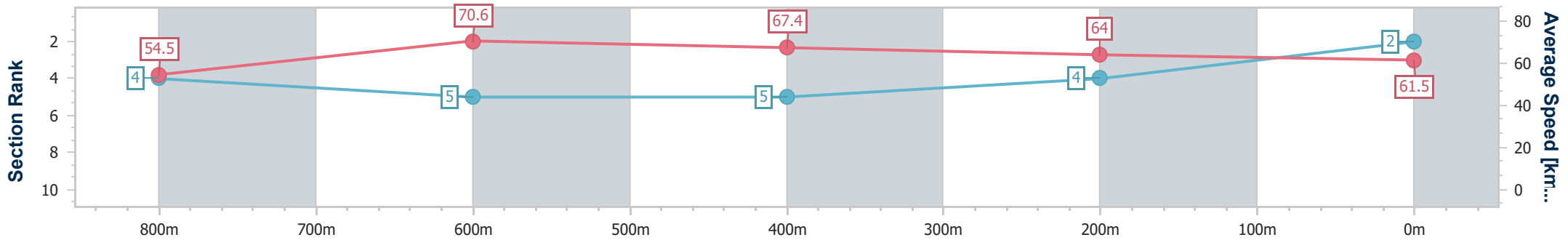
Townsville QLD Professional
 Race 2: XMAS RACEDAY NEXT FRIDAY 13 DECEMBER Maiden
 Plate - 1000m



05 December 2024 - 13:45

Track Rating: Soft 6, Weather: Overcast, Rail Position: +6m 1000m-
 W/Post; +2m Remainder

Section	Overall	800m	600m	400m	200m
Section Times	0:57.03 [2] (0:13.24)	0:43.79 [4] (0:10.16)	0:33.63 [5] (0:10.64)	0:22.99 [5] (0:11.28)	0:11.71 [4] (0:11.71)
Average Speed [km/h]	54.5	70.6	67.4	64.0	61.5
Top Speed [km/h]	71.8	71.8	69.3	64.9	65.0
Avg. Dist. to Rail [m]	1.6	0.8	0.3	1.3	1.2
Avg. Stride Freq. [Hz]	2.4	2.5	2.4	2.4	2.4
Avg. Stride Length [m]	7.1	7.8	7.7	7.4	7.2



- [] Ranking at each section and finish
- .-.- No data available at this section
- NA No data available



Horse/Jockey Name	Arturetta
Final Rank	3
Fastest Section Time (Section)	0:10.12 (800m)
Top Speed [km/h] (Section)	71.4 (800m)
Race State	Finished



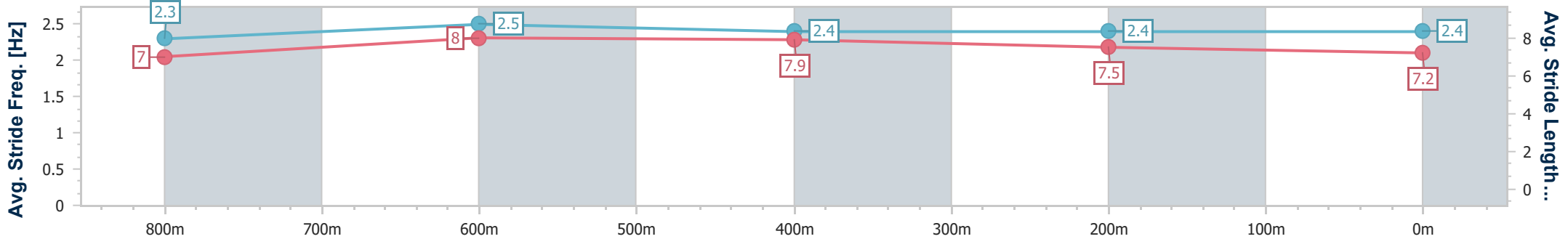
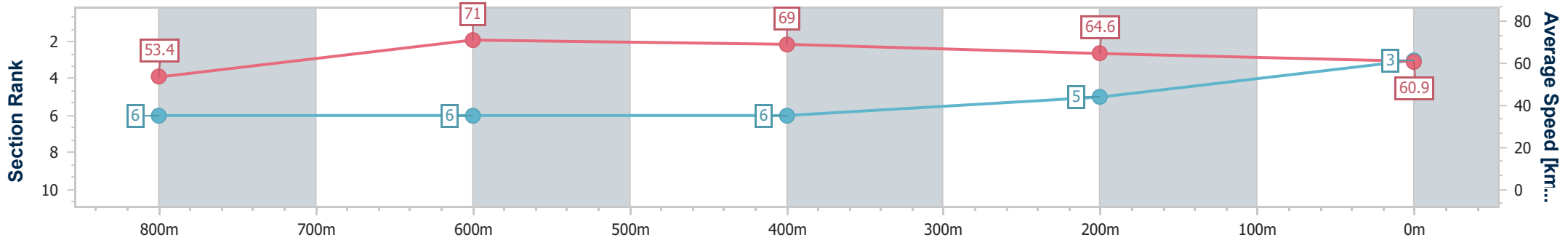
Townsville QLD Professional
Race 2: XMAS RACEDAY NEXT FRIDAY 13 DECEMBER Maiden Plate - 1000m

05 December 2024 - 13:45

Track Rating: Soft 6, Weather: Overcast, Rail Position: +6m 1000m-W/Post; +2m Remainder



Section	Overall	800m	600m	400m	200m
Section Times	0:57.16 [3] (0:13.49)	0:43.67 [6] (0:10.12)	0:33.55 [6] (0:10.47)	0:23.08 [6] (0:11.26)	0:11.82 [5] (0:11.82)
Average Speed [km/h]	53.4	71.0	69.0	64.6	60.9
Top Speed [km/h]	70.7	71.4	70.3	66.2	63.4
Avg. Dist. to Rail [m]	1.8	0.5	0.9	5.3	5.6
Avg. Stride Freq. [Hz]	2.3	2.5	2.4	2.4	2.4
Avg. Stride Length [m]	7.0	8.0	7.9	7.5	7.2



- [] Ranking at each section and finish
- .-.- No data available at this section
- NA No data available



Horse/Jockey Name	Play It As It Lays
Final Rank	4
Fastest Section Time (Section)	0:10.04 (800m)
Top Speed [km/h] (Section)	72.7 (800m)
Race State	Finished



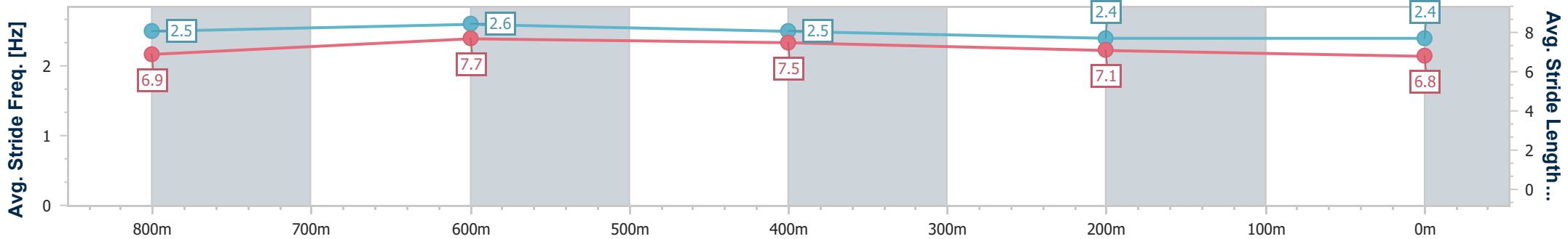
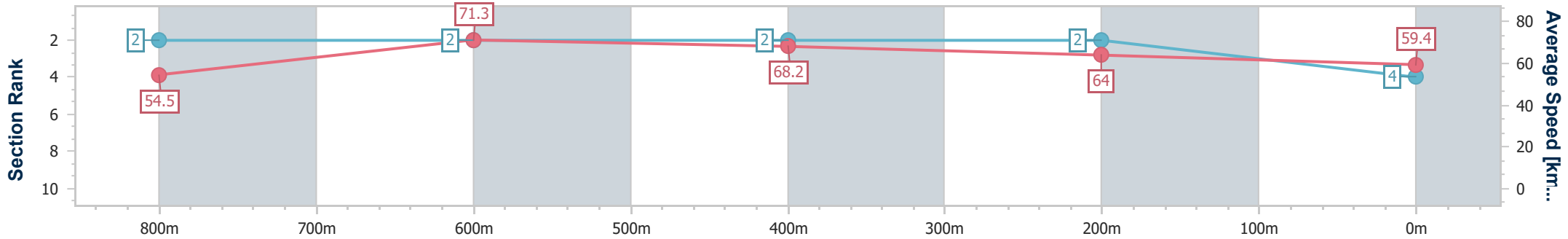
Townsville QLD Professional
Race 2: XMAS RACEDAY NEXT FRIDAY 13 DECEMBER Maiden
Plate - 1000m



05 December 2024 - 13:45

Track Rating: Soft 6, Weather: Overcast, Rail Position: +6m 1000m-
W/Post; +2m Remainder

Section	Overall	800m	600m	400m	200m
Section Times	0:57.19 [4] (0:13.21)	0:43.98 [2] (0:10.04)	0:33.93 [2] (0:10.55)	0:23.38 [2] (0:11.28)	0:12.10 [2] (0:12.10)
Average Speed [km/h]	54.5	71.3	68.2	64.0	59.4
Top Speed [km/h]	71.3	72.7	70.4	65.9	61.9
Avg. Dist. to Rail [m]	4.6	1.5	1.3	2.5	2.6
Avg. Stride Freq. [Hz]	2.5	2.6	2.5	2.4	2.4
Avg. Stride Length [m]	6.9	7.7	7.5	7.1	6.8



- [] Ranking at each section and finish
- .-.- No data available at this section
- NA No data available



Horse/Jockey Name	Our Folly
Final Rank	5
Fastest Section Time (Section)	0:10.03 (800m)
Top Speed [km/h] (Section)	72.4 (800m)
Race State	Finished



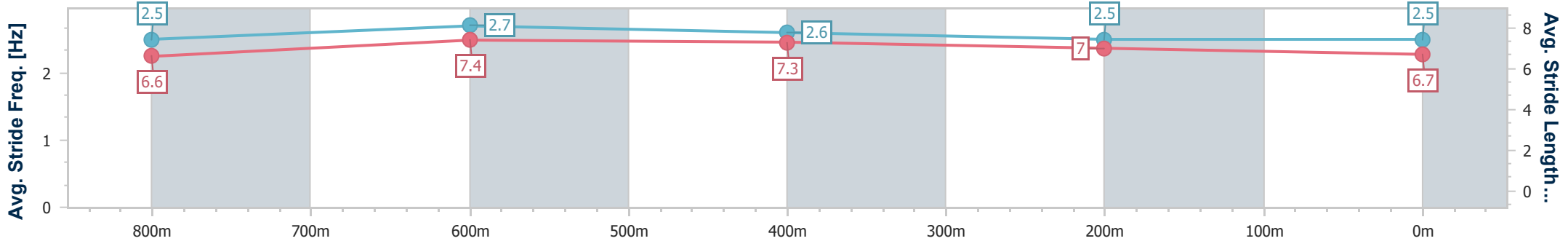
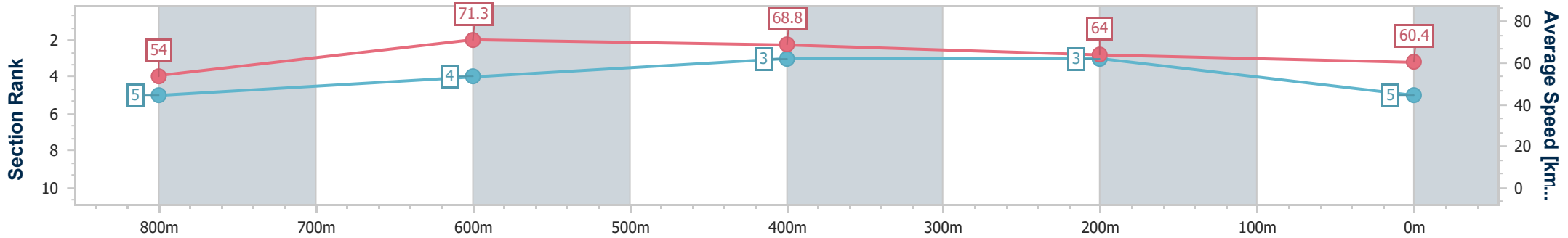
Townsville QLD Professional
Race 2: XMAS RACEDAY NEXT FRIDAY 13 DECEMBER Maiden
Plate - 1000m



05 December 2024 - 13:45

Track Rating: Soft 6, Weather: Overcast, Rail Position: +6m 1000m-
W/Post; +2m Remainder

Section	Overall	800m	600m	400m	200m
Section Times	0:57.19 [5] (0:13.32)	0:43.87 [5] (0:10.03)	0:33.84 [4] (0:10.56)	0:23.28 [3] (0:11.35)	0:11.93 [3] (0:11.93)
Average Speed [km/h]	54.0	71.3	68.8	64.0	60.4
Top Speed [km/h]	71.3	72.4	70.2	67.0	62.7
Avg. Dist. to Rail [m]	2.3	0.5	1.8	5.6	6.8
Avg. Stride Freq. [Hz]	2.5	2.7	2.6	2.5	2.5
Avg. Stride Length [m]	6.6	7.4	7.3	7.0	6.7



- [] Ranking at each section and finish
- .-.- No data available at this section
- NA No data available



Horse/Jockey Name	Ohmikkiusofine
Final Rank	6
Fastest Section Time (Section)	0:10.10 (800m)
Top Speed [km/h] (Section)	72.4 (800m)
Race State	Finished



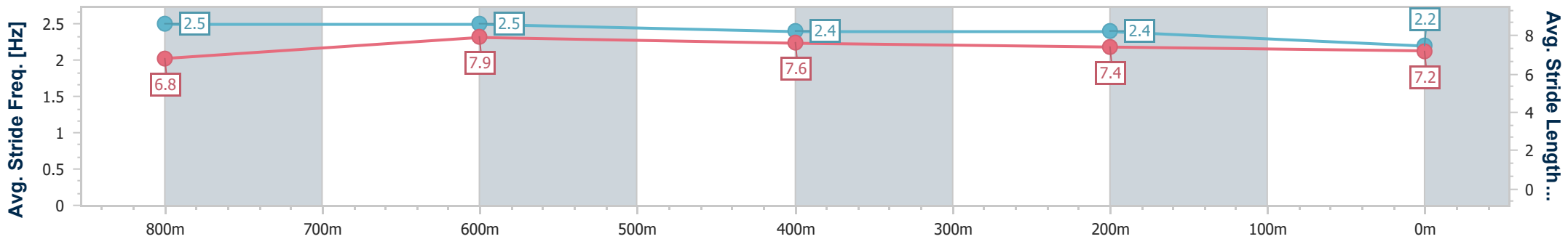
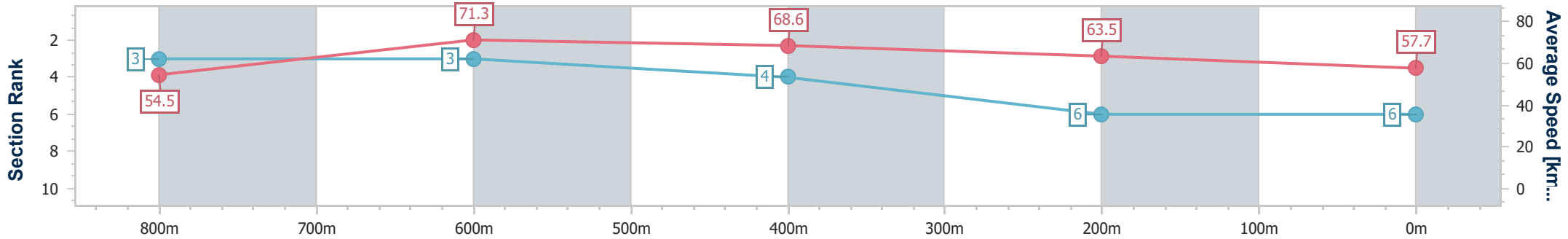
Townsville QLD Professional
Race 2: XMAS RACEDAY NEXT FRIDAY 13 DECEMBER Maiden Plate - 1000m



05 December 2024 - 13:45

Track Rating: Soft 6, Weather: Overcast, Rail Position: +6m 1000m-W/Post; +2m Remainder

Section	Overall	800m	600m	400m	200m
Section Times	0:57.95 [6] (0:13.23)	0:44.72 [3] (0:10.10)	0:34.62 [3] (0:10.67)	0:23.95 [4] (0:11.47)	0:12.48 [6] (0:12.48)
Average Speed [km/h]	54.5	71.3	68.6	63.5	57.7
Top Speed [km/h]	70.9	72.4	69.9	67.0	60.4
Avg. Dist. to Rail [m]	5.4	2.3	3.6	6.1	5.4
Avg. Stride Freq. [Hz]	2.5	2.5	2.4	2.4	2.2
Avg. Stride Length [m]	6.8	7.9	7.6	7.4	7.2



- [] Ranking at each section and finish
- .-.- No data available at this section
- NA No data available



Horse/Jockey Name	Mischievous Girl
Final Rank	7
Fastest Section Time (Section)	0:10.38 (800m)
Top Speed [km/h] (Section)	70.7 (800m)
Race State	Finished



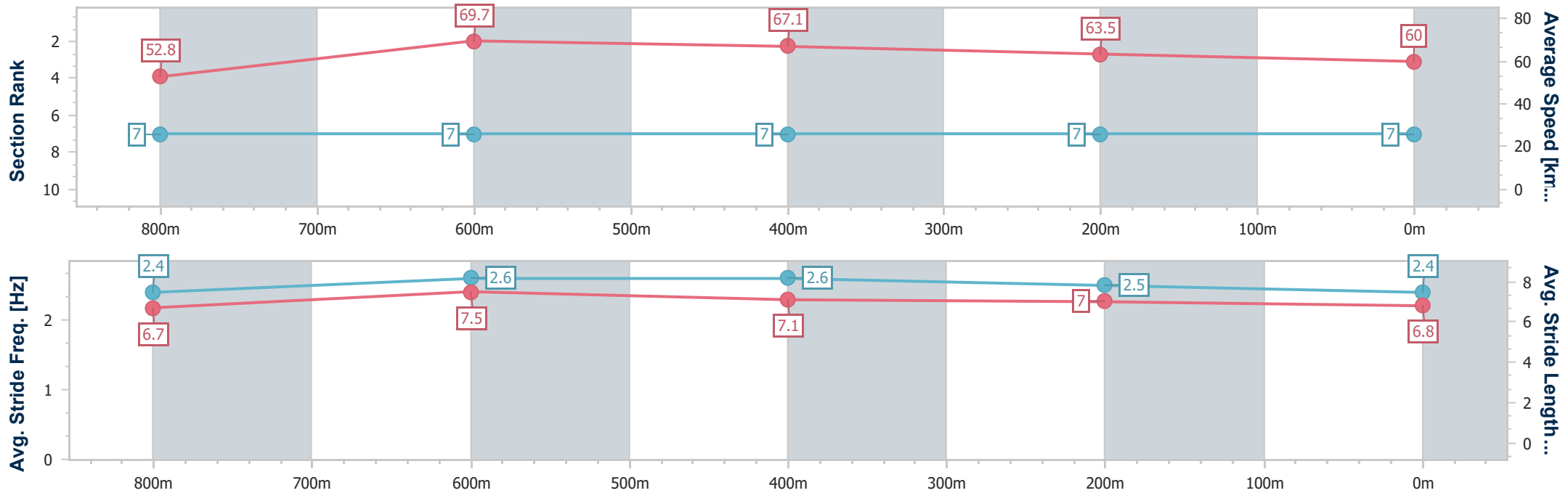
Townsville QLD Professional
Race 2: XMAS RACEDAY NEXT FRIDAY 13 DECEMBER Maiden Plate - 1000m



05 December 2024 - 13:45

Track Rating: Soft 6, Weather: Overcast, Rail Position: +6m 1000m-W/Post; +2m Remainder

Section	Overall	800m	600m	400m	200m
Section Times	0:58.24 [7] (0:13.64)	0:44.60 [7] (0:10.38)	0:34.22 [7] (0:10.84)	0:23.38 [7] (0:11.37)	0:12.01 [7] (0:12.01)
Average Speed [km/h]	52.8	69.7	67.1	63.5	60.0
Top Speed [km/h]	70.2	70.7	70.1	64.9	62.1
Avg. Dist. to Rail [m]	4.9	1.6	1.7	3.2	3.9
Avg. Stride Freq. [Hz]	2.4	2.6	2.6	2.5	2.4
Avg. Stride Length [m]	6.7	7.5	7.1	7.0	6.8



- [] Ranking at each section and finish
- .-.- No data available at this section
- NA No data available



Horse/Jockey Name	Cluck
Final Rank	8
Fastest Section Time (Section)	0:10.55 (800m)
Top Speed [km/h] (Section)	69.3 (800m)
Race State	Finished



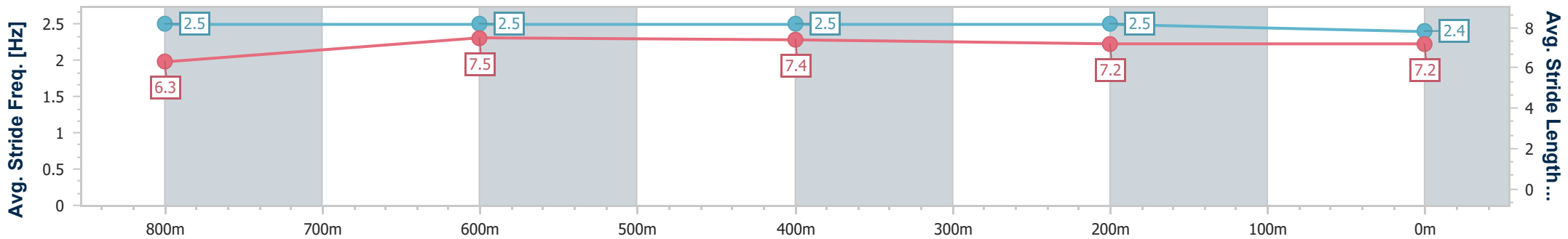
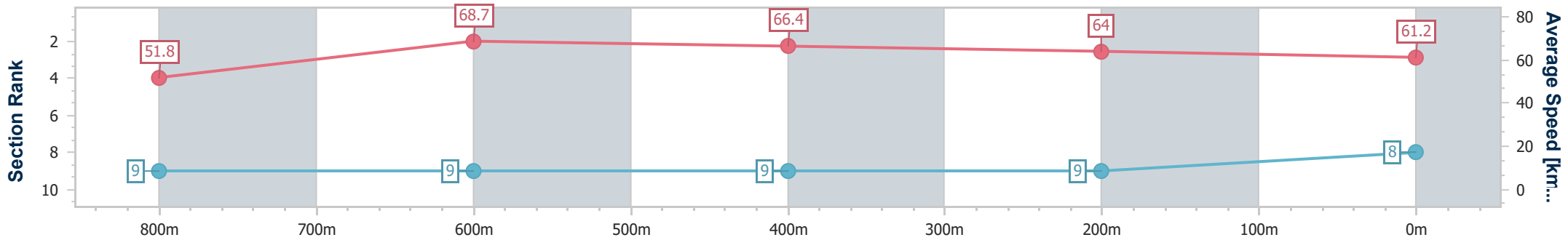
Townsville QLD Professional
 Race 2: XMAS RACEDAY NEXT FRIDAY 13 DECEMBER Maiden
 Plate - 1000m



05 December 2024 - 13:45

Track Rating: Soft 6, Weather: Overcast, Rail Position: +6m 1000m-
 W/Post; +2m Remainder

Section	Overall	800m	600m	400m	200m
Section Times	0:58.38 [8] (0:13.86)	0:44.52 [9] (0:10.55)	0:33.97 [9] (0:10.92)	0:23.05 [9] (0:11.28)	0:11.77 [9] (0:11.77)
Average Speed [km/h]	51.8	68.7	66.4	64.0	61.2
Top Speed [km/h]	67.6	69.3	68.4	65.3	63.3
Avg. Dist. to Rail [m]	1.9	1.7	1.3	2.6	3.4
Avg. Stride Freq. [Hz]	2.5	2.5	2.5	2.5	2.4
Avg. Stride Length [m]	6.3	7.5	7.4	7.2	7.2



- [] Ranking at each section and finish
- .-.- No data available at this section
- NA No data available



Horse/Jockey Name	Sturdy Acres
Final Rank	9
Fastest Section Time (Section)	0:10.28 (800m)
Top Speed [km/h] (Section)	70.3 (800m)
Race State	Finished



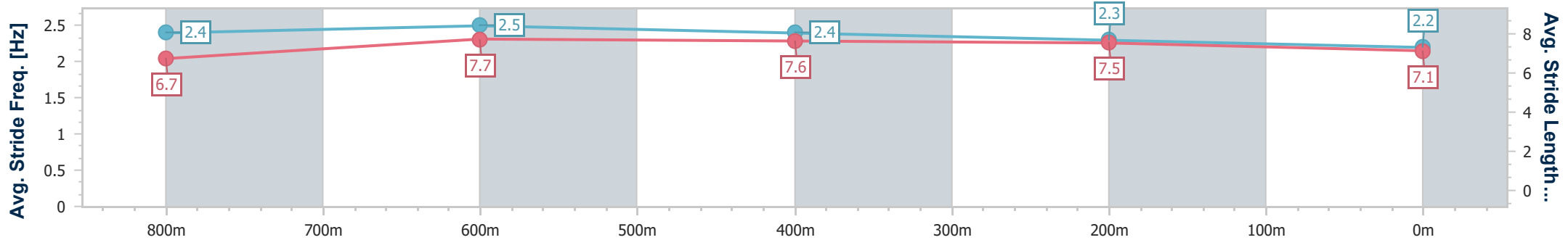
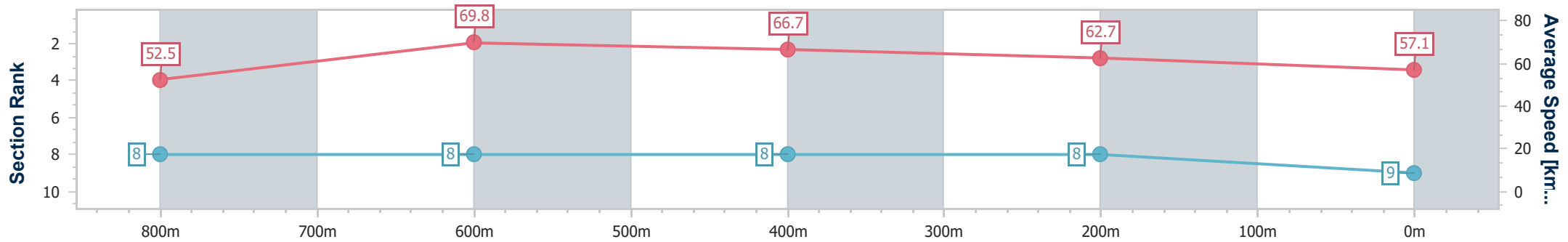
Townsville QLD Professional
 Race 2: XMAS RACEDAY NEXT FRIDAY 13 DECEMBER Maiden
 Plate - 1000m



05 December 2024 - 13:45

Track Rating: Soft 6, Weather: Overcast, Rail Position: +6m 1000m-
 W/Post; +2m Remainder

Section	Overall	800m	600m	400m	200m
Section Times	0:59.00 [9] (0:13.83)	0:45.17 [8] (0:10.28)	0:34.89 [8] (0:10.78)	0:24.11 [8] (0:11.50)	0:12.61 [8] (0:12.61)
Average Speed [km/h]	52.5	69.8	66.7	62.7	57.1
Top Speed [km/h]	69.6	70.3	68.4	64.3	60.8
Avg. Dist. to Rail [m]	2.6	0.8	0.2	1.5	2.6
Avg. Stride Freq. [Hz]	2.4	2.5	2.4	2.3	2.2
Avg. Stride Length [m]	6.7	7.7	7.6	7.5	7.1



- [] Ranking at each section and finish
- .-.- No data available at this section
- NA No data available



Horse/Jockey Name	Fivelineditty
Final Rank	10
Fastest Section Time (Section)	0:10.45 (800m)
Top Speed [km/h] (Section)	70.4 (800m)
Race State	Finished



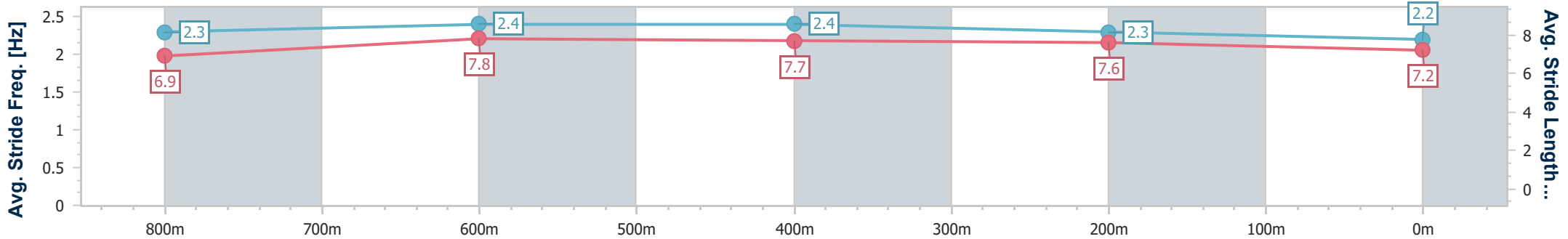
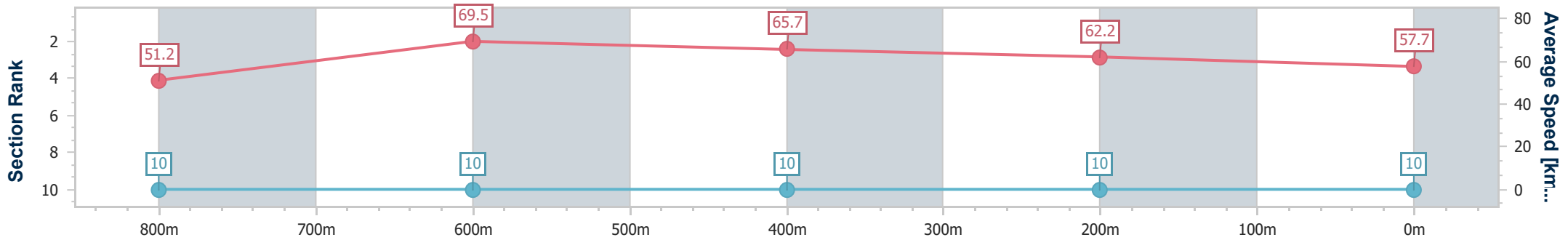
Townsville QLD Professional
Race 2: XMAS RACEDAY NEXT FRIDAY 13 DECEMBER Maiden Plate - 1000m

05 December 2024 - 13:45

Track Rating: Soft 6, Weather: Overcast, Rail Position: +6m 1000m-W/Post; +2m Remainder



Section	Overall	800m	600m	400m	200m
Section Times	0:59.61 [10] (0:14.06)	0:45.55 [10] (0:10.45)	0:35.10 [10] (0:11.01)	0:24.09 [10] (0:11.62)	0:12.47 [10] (0:12.47)
Average Speed [km/h]	51.2	69.5	65.7	62.2	57.7
Top Speed [km/h]	69.5	70.4	67.8	63.2	61.4
Avg. Dist. to Rail [m]	6.1	2.1	1.0	3.4	3.6
Avg. Stride Freq. [Hz]	2.3	2.4	2.4	2.3	2.2
Avg. Stride Length [m]	6.9	7.8	7.7	7.6	7.2



- [] Ranking at each section and finish
- .-.- No data available at this section
- NA No data available



Townsville QLD Professional

Race 3: LADBROKES FORM GENIUS BENCHMARK 60 Handicap - 1609m

05 December 2024 - 14:20



Track Rating: Soft 6, Weather: Overcast, Rail Position: +6m 1000m-W/Post; +2m Remainder

Section		Overall	1400m	1200m	1000m	800m	600m	400m	Last 600m				
Field Times		1:37.64 (0:15.87)	1:21.77 (0:11.83)	1:09.94 (0:12.03)	0:57.91 (0:11.67)	0:46.24 (0:11.19)	0:35.05 (0:11.26)	0:23.79 (0:11.63)	0:35.05				
Rank	TAB Horse/Jockey	Barrier	Top Speed [km/h]	Fastest Section									Distance Travelled [m]
1	4 BRAVE AGENDA Adam Sewell	3	65.9 800m	0:11.10 800m	1:37.64 [1] (0:15.96)	1:21.68 [2] (0:11.97)	1:09.71 [2] (0:11.96)	0:57.75 [2] (0:11.60)	0:46.15 [2] (0:11.10)	0:35.05 [1] (0:11.29)	0:23.76 [2] (0:11.60)	0:35.05	
2	7 LADY MASQUERADE Lacey Morrison	1	65.4 800m	0:11.15 800m	1:37.70 [2] (0:16.17)	1:21.53 [3] (0:11.95)	1:09.58 [3] (0:11.91)	0:57.67 [3] (0:11.60)	0:46.07 [3] (0:11.15)	0:34.92 [3] (0:11.29)	0:23.63 [3] (0:11.64)	0:34.92	-1
3	1 GOING NUCLEAR Ryan Wiggins	4	66.4 800m	0:11.03 800m	1:37.75 [3] (0:16.21)	1:21.54 [4] (0:12.08)	1:09.46 [4] (0:11.95)	0:57.51 [4] (0:11.59)	0:45.92 [4] (0:11.03)	0:34.89 [4] (0:11.21)	0:23.68 [4] (0:11.62)	0:34.89	+3
4	6 ELLEVES Chelsea Jokic	2	66.3 800m	0:10.97 800m	1:38.23 [4] (0:16.57)	1:21.66 [6] (0:11.91)	1:09.75 [6] (0:11.98)	0:57.77 [5] (0:11.62)	0:46.15 [5] (0:10.97)	0:35.18 [5] (0:11.27)	0:23.91 [6] (0:11.67)	0:35.18	-2
5	8 DICKIN MEDAL Nathan Thomas	6	67.1 800m	0:10.97 800m	1:38.29 [5] (0:16.34)	1:21.95 [5] (0:12.13)	1:09.82 [5] (0:11.99)	0:57.83 [5] (0:11.63)	0:46.20 [6] (0:10.97)	0:35.23 [6] (0:11.18)	0:24.05 [5] (0:11.81)	0:35.23	+5
6	5 ZOUHOPE Isabella Teh	5	65.9 600m	0:11.21 800m	1:38.34 [6] (0:15.87)	1:22.47 [1] (0:11.83)	1:10.64 [1] (0:12.03)	0:58.61 [1] (0:11.67)	0:46.94 [1] (0:11.21)	0:35.73 [2] (0:11.24)	0:24.49 [1] (0:11.83)	0:35.73	-1

Scratched: Mission House (#2), Specialtie (#3)

[] Ranking at each section and finish
 -:-:- No data available at this section
 NA No data available

SCN Saddle cloth number
 DNF Did not finish
 DNT Did not track



Townsville QLD Professional

Race 3: LADBROKES FORM GENIUS BENCHMARK 60 Handicap - 1609m

05 December 2024 - 14:20



Track Rating: Soft 6, Weather: Overcast, Rail Position: +6m 1000m-W/Post; +2m Remainder

Section							200m			Last 600m
Field Times							0:12.16			0:35.05
							(0:12.16)			
Rank	TAB	Horse/Jockey	Barrier	Top Speed [km/h]	Fastest Section		Margin			Distance Travelled [m]
1	4	BRAVE AGENDA Adam Sewell	3	65.9 800m	0:11.10 800m	0:12.16 [1] (0:12.16)	1:37.64		0:35.05	
2	7	LADY MASQUERADE Lacey Morrison	1	65.4 800m	0:11.15 800m	0:11.99 [4] (0:11.99)	0.36L		0:34.92	-1
3	1	GOING NUCLEAR Ryan Wiggins	4	66.4 800m	0:11.03 800m	0:12.06 [3] (0:12.06)	0.69L		0:34.89	+3
4	6	ELLEVES Chelsea Jokic	2	66.3 800m	0:10.97 800m	0:12.24 [5] (0:12.24)	3.51L		0:35.18	-2
5	8	DICKIN MEDAL Nathan Thomas	6	67.1 800m	0:10.97 800m	0:12.24 [6] (0:12.24)	3.87L		0:35.23	+5
6	5	ZOUHOPE Isabella Teh	5	65.9 600m	0:11.21 800m	0:12.66 [2] (0:12.66)	4.15L		0:35.73	-1

Scratched: Mission House (#2), Specialtie (#3)

[] Ranking at each section and finish
 -:-:-:- No data available at this section
 NA No data available

SCN Saddle cloth number
 DNF Did not finish
 DNT Did not track



Horse/Jockey Name	Brave Agenda
Final Rank	1
Fastest Section Time (Section)	0:11.10 (800m)
Top Speed [km/h] (Section)	65.9 (800m)
Race State	Finished



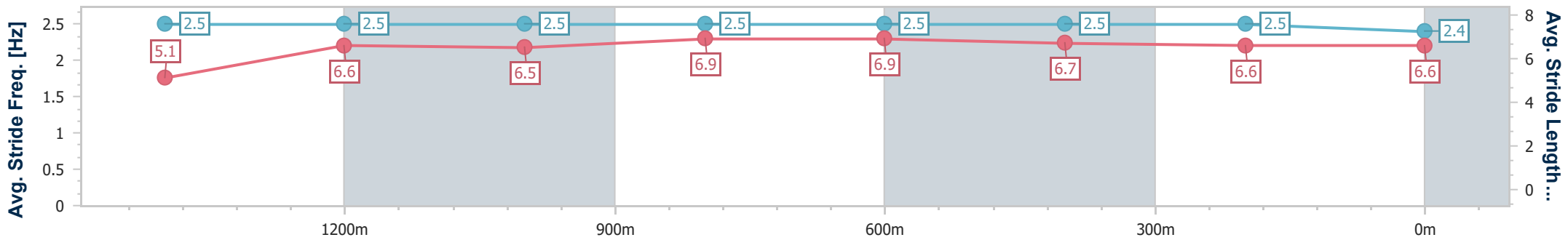
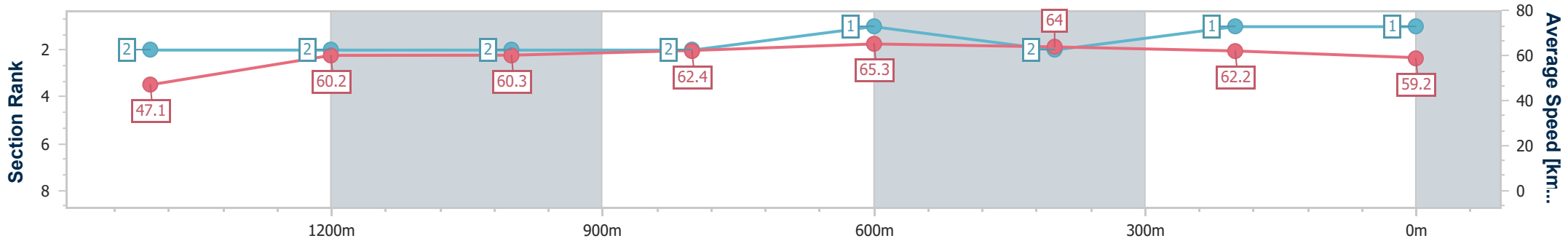
Townsville QLD Professional
Race 3: LADBROKES FORM GENIUS BENCHMARK 60
Handicap - 1609m



05 December 2024 - 14:20

Track Rating: Soft 6, Weather: Overcast, Rail Position: +6m 1000m-
W/Post; +2m Remainder

Section	Overall	1400m	1200m	1000m	800m	600m	400m	200m					
Section Times	1:37.64 [1] (0:15.96)	1:21.68 [2] (0:11.97)	1:09.71 [2] (0:11.96)	0:57.75 [2] (0:11.60)	0:46.15 [2] (0:11.10)	0:35.05 [1] (0:11.29)	0:23.76 [2] (0:11.60)	0:12.16 [1] (0:12.16)					
Average Speed [km/h]	47.1	60.2	60.3	62.4	65.3	64.0	62.2	59.2					
Top Speed [km/h]	60.7	60.9	60.8	63.9	65.9	65.8	63.0	62.0					
Avg. Dist. to Rail [m]	3.9	0.5	1.0	1.2	1.5	0.9	2.0	4.3					
Avg. Stride Freq. [Hz]	2.5	2.5	2.5	2.5	2.5	2.5	2.5	2.4					
Avg. Stride Length [m]	5.1	6.6	6.5	6.9	6.9	6.7	6.6	6.6					



- [] Ranking at each section and finish
- .-.- No data available at this section
- NA No data available



Horse/Jockey Name	Lady Masquerade
Final Rank	2
Fastest Section Time (Section)	0:11.15 (800m)
Top Speed [km/h] (Section)	65.4 (800m)
Race State	Finished



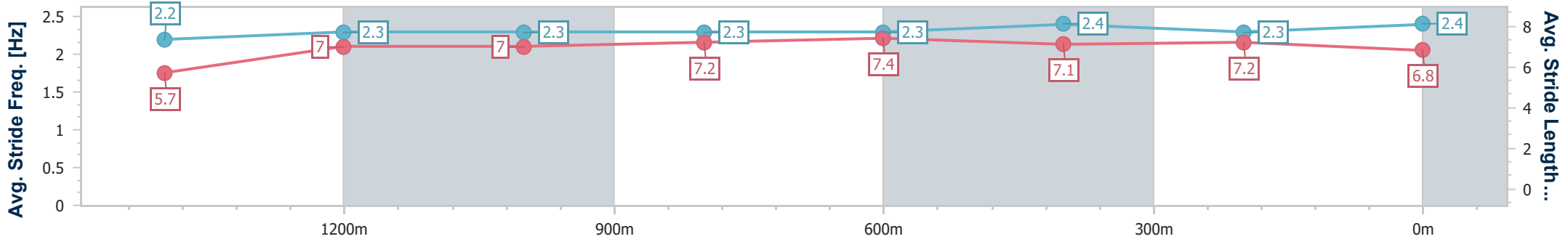
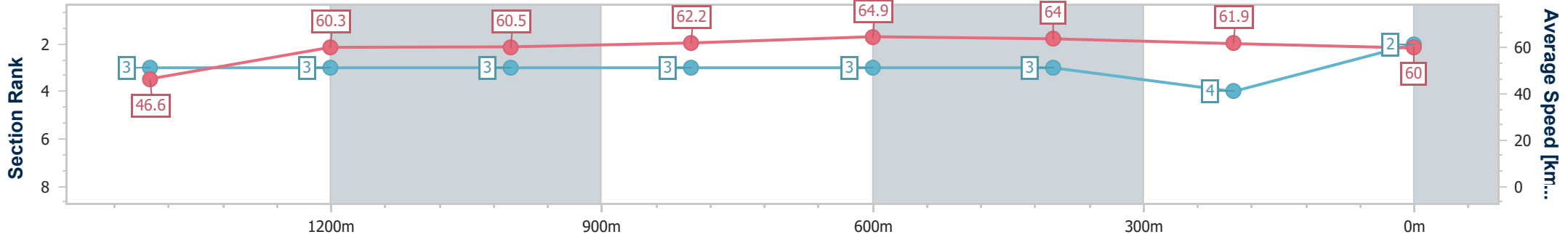
Townsville QLD Professional
Race 3: LADBROKES FORM GENIUS BENCHMARK 60
Handicap - 1609m



05 December 2024 - 14:20

Track Rating: Soft 6, Weather: Overcast, Rail Position: +6m 1000m-
W/Post; +2m Remainder

Section	Overall	1400m	1200m	1000m	800m	600m	400m	200m						
Section Times	1:37.70 [2] (0:16.17)	1:21.53 [3] (0:11.95)	1:09.58 [3] (0:11.91)	0:57.67 [3] (0:11.60)	0:46.07 [3] (0:11.15)	0:34.92 [3] (0:11.29)	0:23.63 [3] (0:11.64)	0:11.99 [4] (0:11.99)						
Average Speed [km/h]	46.6	60.3	60.5	62.2	64.9	64.0	61.9	60.0						
Top Speed [km/h]	61.1	61.9	61.0	63.9	65.4	65.0	62.8	62.1						
Avg. Dist. to Rail [m]	3.7	1.1	1.1	0.8	0.9	0.6	1.2	0.4						
Avg. Stride Freq. [Hz]	2.2	2.3	2.3	2.3	2.3	2.4	2.3	2.4						
Avg. Stride Length [m]	5.7	7.0	7.0	7.2	7.4	7.1	7.2	6.8						



- [] Ranking at each section and finish
- .-.- No data available at this section
- NA No data available



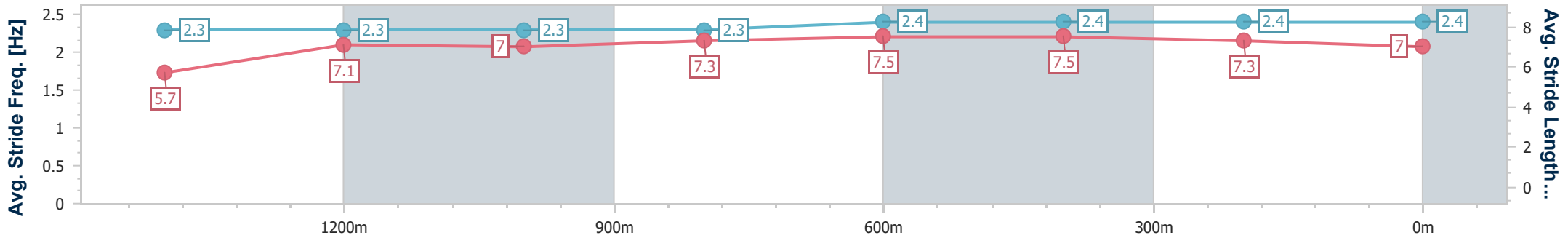
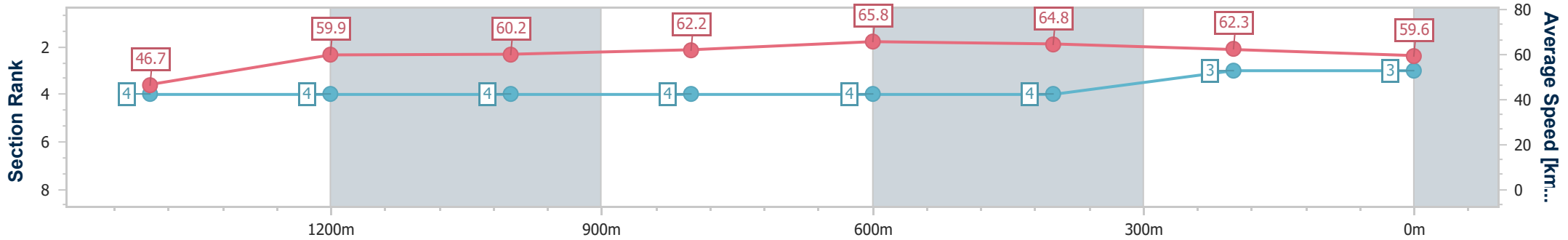
Horse/Jockey Name	Going Nuclear
Final Rank	3
Fastest Section Time (Section)	0:11.03 (800m)
Top Speed [km/h] (Section)	66.4 (800m)
Race State	Finished



Townsville QLD Professional
 Race 3: LADBROKES FORM GENIUS BENCHMARK 60
 Handicap - 1609m
 05 December 2024 - 14:20
 Track Rating: Soft 6, Weather: Overcast, Rail Position: +6m 1000m-
 W/Post; +2m Remainder



Section	Overall	1400m	1200m	1000m	800m	600m	400m	200m						
Section Times	1:37.75 [3] (0:16.21)	1:21.54 [4] (0:12.08)	1:09.46 [4] (0:11.95)	0:57.51 [4] (0:11.59)	0:45.92 [4] (0:11.03)	0:34.89 [4] (0:11.21)	0:23.68 [4] (0:11.62)	0:12.06 [3] (0:12.06)						
Average Speed [km/h]	46.7	59.9	60.2	62.2	65.8	64.8	62.3	59.6						
Top Speed [km/h]	61.6	61.1	60.9	64.8	66.4	66.0	64.0	62.1						
Avg. Dist. to Rail [m]	5.0	1.6	1.2	0.7	1.4	1.9	3.8	4.2						
Avg. Stride Freq. [Hz]	2.3	2.3	2.3	2.3	2.4	2.4	2.4	2.4						
Avg. Stride Length [m]	5.7	7.1	7.0	7.3	7.5	7.5	7.3	7.0						



- [] Ranking at each section and finish
- .-.- No data available at this section
- NA No data available



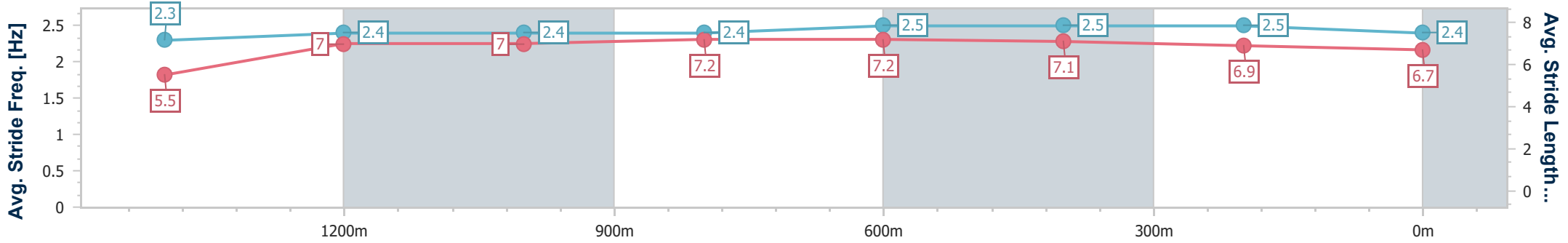
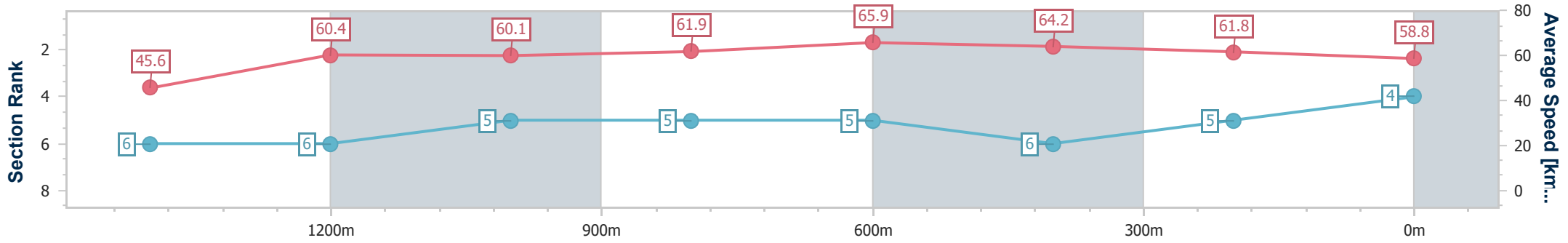
Horse/Jockey Name	Elleves
Final Rank	4
Fastest Section Time (Section)	0:10.97 (800m)
Top Speed [km/h] (Section)	66.3 (800m)
Race State	Finished



Townsville QLD Professional
Race 3: LADBROKES FORM GENIUS BENCHMARK 60
Handicap - 1609m
05 December 2024 - 14:20
**Track Rating: Soft 6, Weather: Overcast, Rail Position: +6m 1000m-
W/Post; +2m Remainder**



Section	Overall	1400m	1200m	1000m	800m	600m	400m	200m						
Section Times	1:38.23 [4] (0:16.57)	1:21.66 [6] (0:11.91)	1:09.75 [6] (0:11.98)	0:57.77 [5] (0:11.62)	0:46.15 [5] (0:10.97)	0:35.18 [5] (0:11.27)	0:23.91 [6] (0:11.67)	0:12.24 [5] (0:12.24)						
Average Speed [km/h]	45.6	60.4	60.1	61.9	65.9	64.2	61.8	58.8						
Top Speed [km/h]	60.6	61.3	60.8	66.2	66.3	66.1	62.8	60.8						
Avg. Dist. to Rail [m]	4.6	0.4	0.2	0.8	0.9	1.0	2.6	4.3						
Avg. Stride Freq. [Hz]	2.3	2.4	2.4	2.4	2.5	2.5	2.5	2.4						
Avg. Stride Length [m]	5.5	7.0	7.0	7.2	7.2	7.1	6.9	6.7						



- [] Ranking at each section and finish
- .-.- No data available at this section
- NA No data available



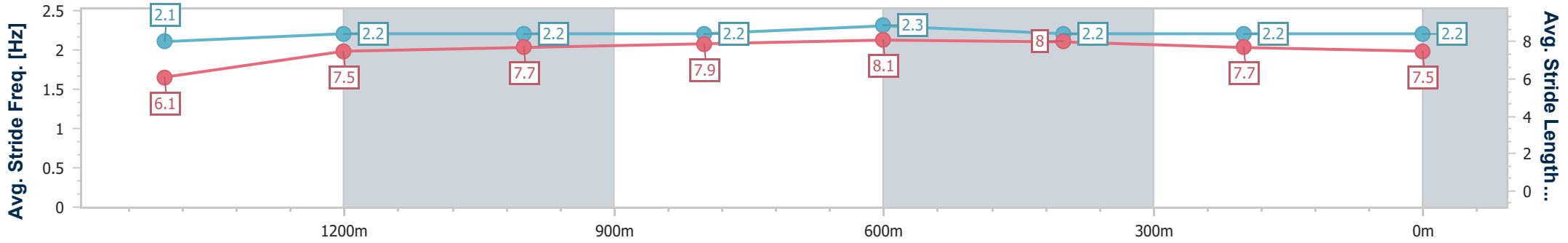
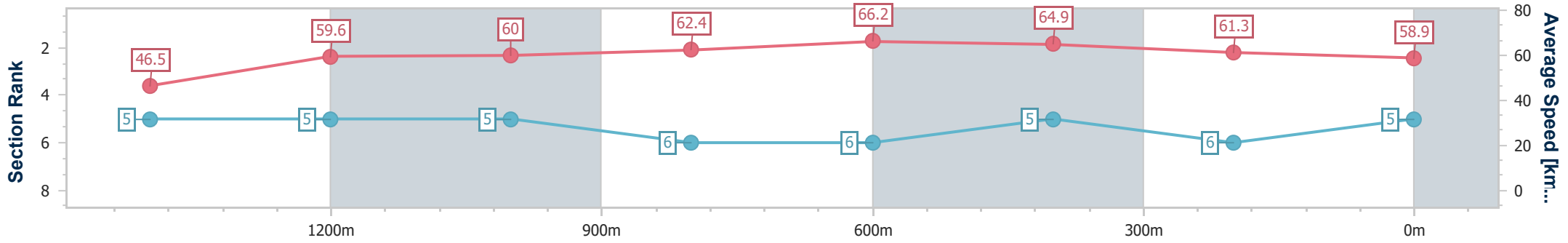
Horse/Jockey Name	Dickin Medal
Final Rank	5
Fastest Section Time (Section)	0:10.97 (800m)
Top Speed [km/h] (Section)	67.1 (800m)
Race State	Finished



Townsville QLD Professional
 Race 3: LADBROKES FORM GENIUS BENCHMARK 60
 Handicap - 1609m
 05 December 2024 - 14:20
 Track Rating: Soft 6, Weather: Overcast, Rail Position: +6m 1000m-
 W/Post; +2m Remainder



Section	Overall	1400m	1200m	1000m	800m	600m	400m	200m						
Section Times	1:38.29 [5] (0:16.34)	1:21.95 [5] (0:12.13)	1:09.82 [5] (0:11.99)	0:57.83 [5] (0:11.63)	0:46.20 [6] (0:10.97)	0:35.23 [6] (0:11.18)	0:24.05 [5] (0:11.81)	0:12.24 [6] (0:12.24)						
Average Speed [km/h]	46.5	59.6	60.0	62.4	66.2	64.9	61.3	58.9						
Top Speed [km/h]	60.4	60.8	61.1	65.8	67.1	66.4	63.6	60.2						
Avg. Dist. to Rail [m]	6.1	1.4	1.5	1.2	1.8	1.9	3.4	5.0						
Avg. Stride Freq. [Hz]	2.1	2.2	2.2	2.2	2.3	2.2	2.2	2.2						
Avg. Stride Length [m]	6.1	7.5	7.7	7.9	8.1	8.0	7.7	7.5						



- [] Ranking at each section and finish
- .-.- No data available at this section
- NA No data available



Horse/Jockey Name	Zouhope
Final Rank	6
Fastest Section Time (Section)	0:11.21 (800m)
Top Speed [km/h] (Section)	65.9 (600m)
Race State	Finished



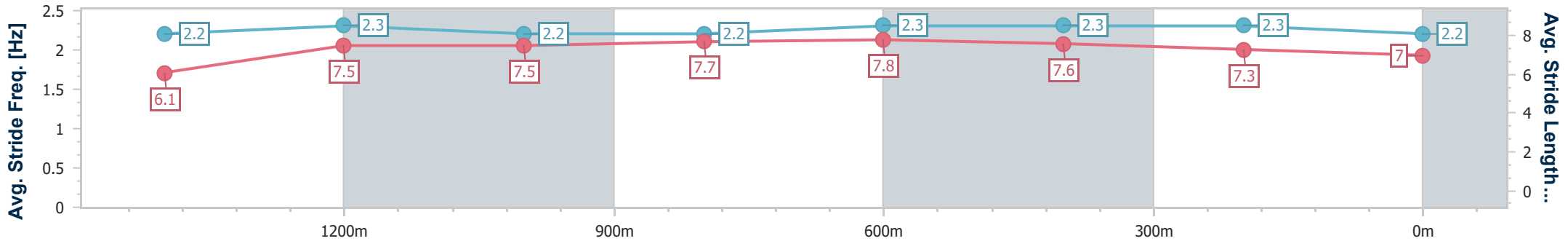
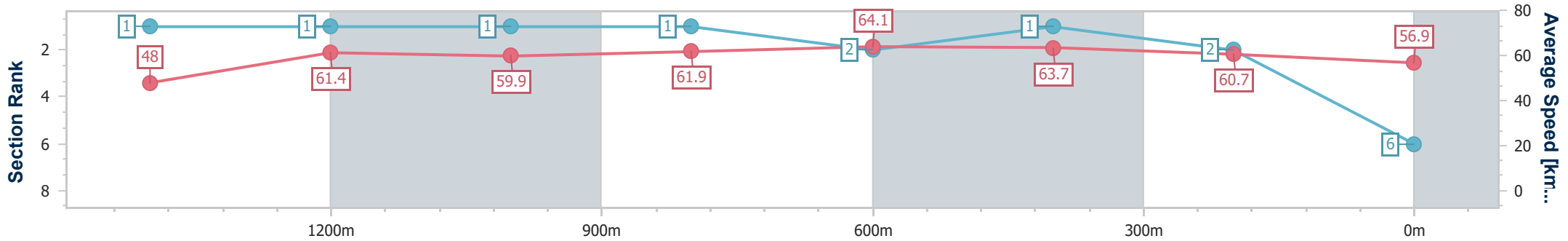
Townsville QLD Professional
Race 3: LADBROKES FORM GENIUS BENCHMARK 60
Handicap - 1609m



05 December 2024 - 14:20

Track Rating: Soft 6, Weather: Overcast, Rail Position: +6m 1000m-
W/Post; +2m Remainder

Section	Overall	1400m	1200m	1000m	800m	600m	400m	200m					
Section Times	1:38.34 [6] (0:15.87)	1:22.47 [1] (0:11.83)	1:10.64 [1] (0:12.03)	0:58.61 [1] (0:11.67)	0:46.94 [1] (0:11.21)	0:35.73 [2] (0:11.24)	0:24.49 [1] (0:11.83)	0:12.66 [2] (0:12.66)					
Average Speed [km/h]	48.0	61.4	59.9	61.9	64.1	63.7	60.7	56.9					
Top Speed [km/h]	63.3	62.7	60.3	63.3	65.2	65.9	61.9	58.9					
Avg. Dist. to Rail [m]	6.9	2.7	1.8	0.6	0.8	1.1	0.6	1.1					
Avg. Stride Freq. [Hz]	2.2	2.3	2.2	2.2	2.3	2.3	2.3	2.2					
Avg. Stride Length [m]	6.1	7.5	7.5	7.7	7.8	7.6	7.3	7.0					



- [] Ranking at each section and finish
- .-.- No data available at this section
- NA No data available



Townsville QLD Professional

Race 4: GREAT NORTHERN BREWING CO Maiden Plate - 1400m

05 December 2024 - 14:55



Track Rating: Soft 6, Weather: Overcast, Rail Position: +6m 1000m-W/Post; +2m Remainder

Section		Overall	1200m	1000m	800m	600m	400m	Last 600m					
Field Times		1:23.68 (0:14.46)	1:09.22 (0:10.72)	0:58.50 (0:11.06)	0:47.44 (0:11.41)	0:36.03 (0:11.40)	0:24.63 (0:11.96)	0:36.03					
Rank	TAB	Horse/Jockey	Barrier	Top Speed [km/h]	Fastest Section							Distance Travelled [m]	
1	4	MADNUS LEE Erin Molloy	9	67.9 1200m	0:10.81 1200m	1:23.68 [1] (0:15.04)	1:08.64 [7] (0:10.81)	0:57.83 [7] (0:10.92)	0:46.91 [6] (0:11.25)	0:35.66 [7] (0:11.41)	0:24.25 [3] (0:11.90)	0:35.66	
2	3	LOOMING ONE Ryan Wiggins	8	68.8 1200m	0:10.70 1200m	1:23.75 [2] (0:14.52)	1:09.23 [2] (0:10.70)	0:58.53 [2] (0:11.26)	0:47.27 [2] (0:11.19)	0:36.08 [2] (0:11.38)	0:24.70 [1] (0:11.96)	0:36.08	-3
3	2	FIGHTING EDGE Chelsea Jokic	2	67.9 1200m	0:10.74 1200m	1:24.13 [3] (0:14.71)	1:09.42 [4] (0:10.74)	0:58.68 [4] (0:11.14)	0:47.54 [5] (0:11.38)	0:36.16 [6] (0:11.66)	0:24.50 [6] (0:11.97)	0:36.16	+4
4	1	BINGHAMTON Wanderson D'Avila	3	67.6 1200m	0:10.74 1200m	1:24.16 [4] (0:14.81)	1:09.35 [6] (0:10.74)	0:58.61 [6] (0:10.98)	0:47.63 [4] (0:11.29)	0:36.34 [4] (0:11.67)	0:24.67 [4] (0:11.96)	0:36.34	-1
5	7	KAMMERZELL HOUSE Adam Sewell	6	66.7 800m	0:10.95 1200m	1:24.54 [5] (0:15.12)	1:09.42 [8] (0:10.95)	0:58.47 [9] (0:11.13)	0:47.34 [9] (0:10.99)	0:36.35 [8] (0:11.54)	0:24.81 [8] (0:11.97)	0:36.35	+4
6	6	BELMONT PARK McKenzie Apel	5	68.2 1200m	0:10.79 1200m	1:24.80 [6] (0:14.75)	1:10.05 [5] (0:10.79)	0:59.26 [5] (0:11.28)	0:47.98 [7] (0:11.09)	0:36.89 [5] (0:11.30)	0:25.59 [2] (0:12.21)	0:36.89	-3
7	8	MISHANI BURN Jackson Murphy	7	68.2 1200m	0:10.77 1200m	1:25.33 [7] (0:14.63)	1:10.70 [3] (0:10.77)	0:59.93 [3] (0:11.11)	0:48.82 [3] (0:11.30)	0:37.52 [3] (0:11.87)	0:25.65 [7] (0:12.22)	0:37.52	-5
8	5	AYE MARIO Lacey Morrison	4	67.8 1200m	0:10.83 1200m	1:25.98 [8] (0:15.15)	1:10.83 [9] (0:10.83)	1:00.00 [8] (0:11.18)	0:48.82 [8] (0:11.17)	0:37.65 [9] (0:11.88)	0:25.77 [9] (0:12.44)	0:37.65	-2
9	9	THE JUDGING SAINT Pietro Romeo	1	68.4 1200m	0:10.72 1200m	1:26.31 [9] (0:14.46)	1:11.85 [1] (0:10.72)	1:01.13 [1] (0:11.06)	0:50.07 [1] (0:11.41)	0:38.66 [1] (0:11.85)	0:26.81 [5] (0:12.72)	0:38.66	-6

[] Ranking at each section and finish
 -:-:- No data available at this section
 NA No data available

SCN Saddle cloth number
 DNF Did not finish
 DNT Did not track



Townsville QLD Professional

Race 4: GREAT NORTHERN BREWING CO Maiden Plate - 1400m

05 December 2024 - 14:55



Track Rating: Soft 6, Weather: Overcast, Rail Position: +6m 1000m-W/Post; +2m Remainder

Section							200m			Last 600m
Field Times							0:12.67			0:36.03
							(0:12.67)			
Rank	TAB	Horse/Jockey	Barrier	Top Speed [km/h]	Fastest Section	Margin			Distance Travelled [m]	
1	4	MADNUS LEE	9	67.9	0:10.81	0:12.35 [2]	1:23.68		0:35.66	
		Erin Molloy		1200m	1200m	(0:12.35)				
2	3	LOOMING ONE	8	68.8	0:10.70	0:12.74 [1]	0.43L		0:36.08 -3	
		Ryan Wiggins		1200m	1200m	(0:12.74)				
3	2	FIGHTING EDGE	2	67.9	0:10.74	0:12.53 [5]	2.67L		0:36.16 +4	
		Chelsea Jokic		1200m	1200m	(0:12.53)				
4	1	BINGHAMTON	3	67.6	0:10.74	0:12.71 [4]	2.85L		0:36.34 -1	
		Wanderson D'Avila		1200m	1200m	(0:12.71)				
5	7	KAMMERZELL HOUSE	6	66.7	0:10.95	0:12.84 [6]	5.06L		0:36.35 +4	
		Adam Sewell		800m	1200m	(0:12.84)				
6	6	BELMONT PARK	5	68.2	0:10.79	0:13.38 [3]	6.6L		0:36.89 -3	
		McKenzie Apel		1200m	1200m	(0:13.38)				
7	8	MISHANI BURN	7	68.2	0:10.77	0:13.43 [7]	9.73L		0:37.52 -5	
		Jackson Murphy		1200m	1200m	(0:13.43)				
8	5	AYE MARIO	4	67.8	0:10.83	0:13.33 [9]	13.55L		0:37.65 -2	
		Lacey Morrison		1200m	1200m	(0:13.33)				
9	9	THE JUDGING SAINT	1	68.4	0:10.72	0:14.09 [8]	15.47L		0:38.66 -6	
		Pietro Romeo		1200m	1200m	(0:14.09)				

[] Ranking at each section and finish
 -:-:- No data available at this section
 NA No data available

SCN Saddle cloth number
 DNF Did not finish
 DNT Did not track



Horse/Jockey Name	Madnus Lee
Final Rank	1
Fastest Section Time (Section)	0:10.81 (1200m)
Top Speed [km/h] (Section)	67.9 (1200m)
Race State	Finished



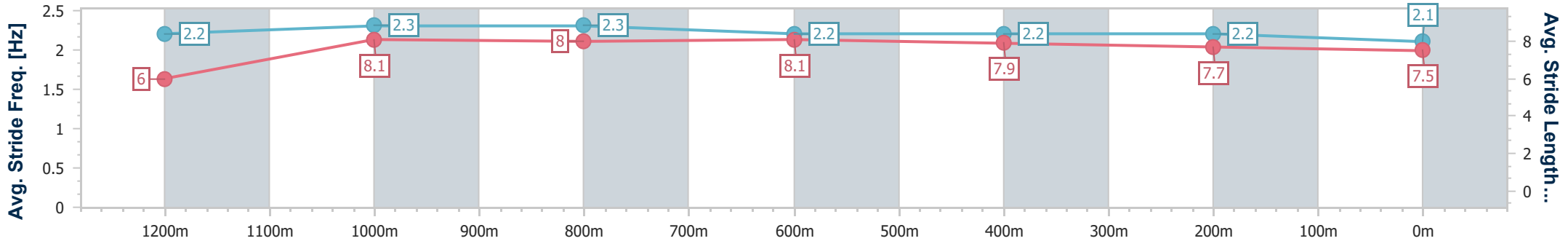
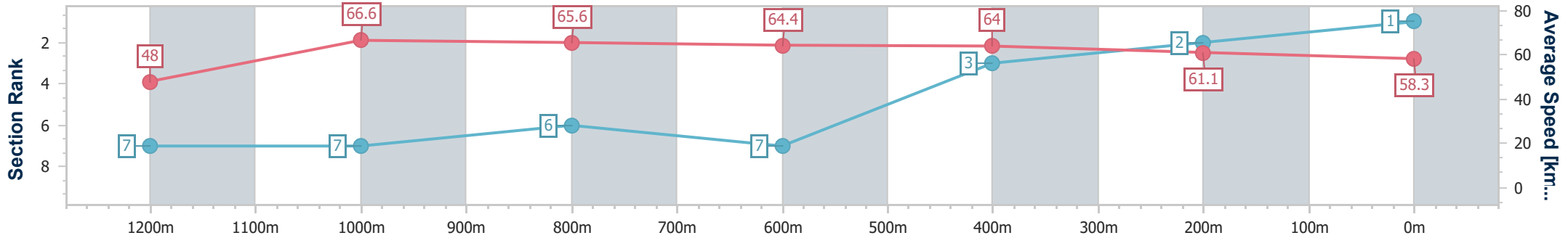
Townsville QLD Professional
Race 4: GREAT NORTHERN BREWING CO Maiden Plate - 1400m



05 December 2024 - 14:55

Track Rating: Soft 6, Weather: Overcast, Rail Position: +6m 1000m-
W/Post; +2m Remainder

Section	Overall	1200m	1000m	800m	600m	400m	200m
Section Times	1:23.68 [1] (0:15.04)	1:08.64 [7] (0:10.81)	0:57.83 [7] (0:10.92)	0:46.91 [6] (0:11.25)	0:35.66 [7] (0:11.41)	0:24.25 [3] (0:11.90)	0:12.35 [2] (0:12.35)
Average Speed [km/h]	48.0	66.6	65.6	64.4	64.0	61.1	58.3
Top Speed [km/h]	66.3	67.9	66.4	65.5	65.6	61.6	60.3
Avg. Dist. to Rail [m]	6.9	0.6	1.3	1.2	3.2	5.1	5.8
Avg. Stride Freq. [Hz]	2.2	2.3	2.3	2.2	2.2	2.2	2.1
Avg. Stride Length [m]	6.0	8.1	8.0	8.1	7.9	7.7	7.5



- [] Ranking at each section and finish
- .-.- No data available at this section
- NA No data available



Horse/Jockey Name	Looming One
Final Rank	2
Fastest Section Time (Section)	0:10.70 (1200m)
Top Speed [km/h] (Section)	68.8 (1200m)
Race State	Finished



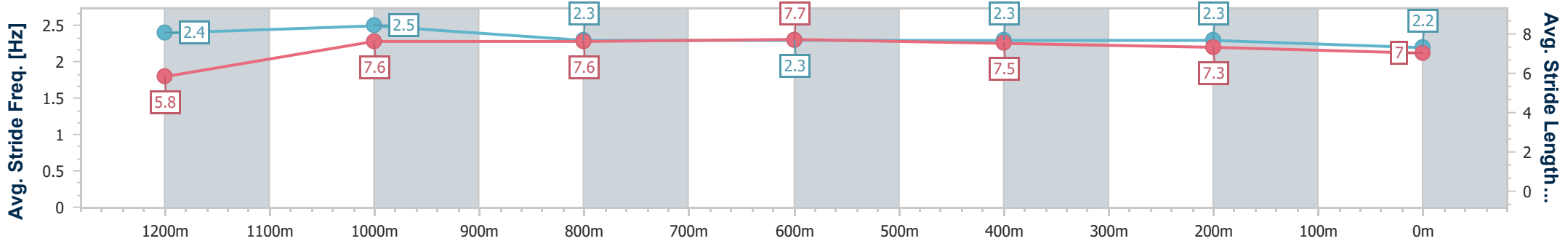
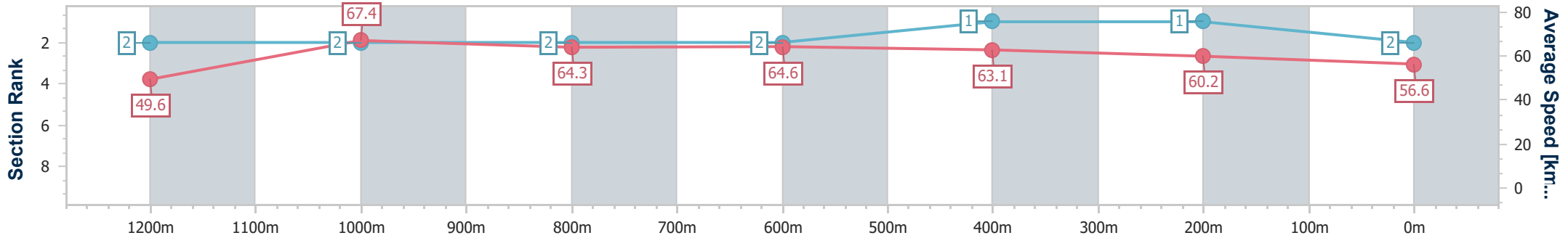
Townsville QLD Professional
Race 4: GREAT NORTHERN BREWING CO Maiden Plate - 1400m



05 December 2024 - 14:55

Track Rating: Soft 6, Weather: Overcast, Rail Position: +6m 1000m-
W/Post; +2m Remainder

Section	Overall	1200m	1000m	800m	600m	400m	200m
Section Times	1:23.75 [2] (0:14.52)	1:09.23 [2] (0:10.70)	0:58.53 [2] (0:11.26)	0:47.27 [2] (0:11.19)	0:36.08 [2] (0:11.38)	0:24.70 [1] (0:11.96)	0:12.74 [1] (0:12.74)
Average Speed [km/h]	49.6	67.4	64.3	64.6	63.1	60.2	56.6
Top Speed [km/h]	68.5	68.8	65.1	65.4	64.7	61.5	58.2
Avg. Dist. to Rail [m]	8.2	2.6	1.3	0.6	0.4	0.6	1.7
Avg. Stride Freq. [Hz]	2.4	2.5	2.3	2.3	2.3	2.3	2.2
Avg. Stride Length [m]	5.8	7.6	7.6	7.7	7.5	7.3	7.0



- [] Ranking at each section and finish
- .-.- No data available at this section
- NA No data available



Horse/Jockey Name	Fighting Edge
Final Rank	3
Fastest Section Time (Section)	0:10.74 (1200m)
Top Speed [km/h] (Section)	67.9 (1200m)
Race State	Finished



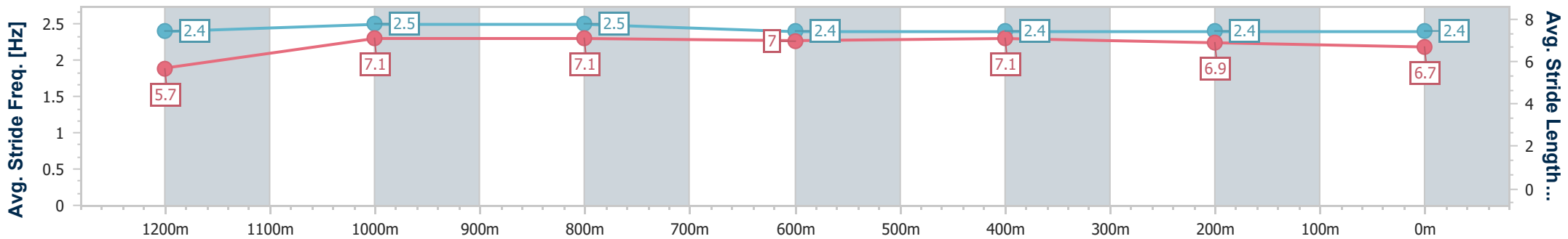
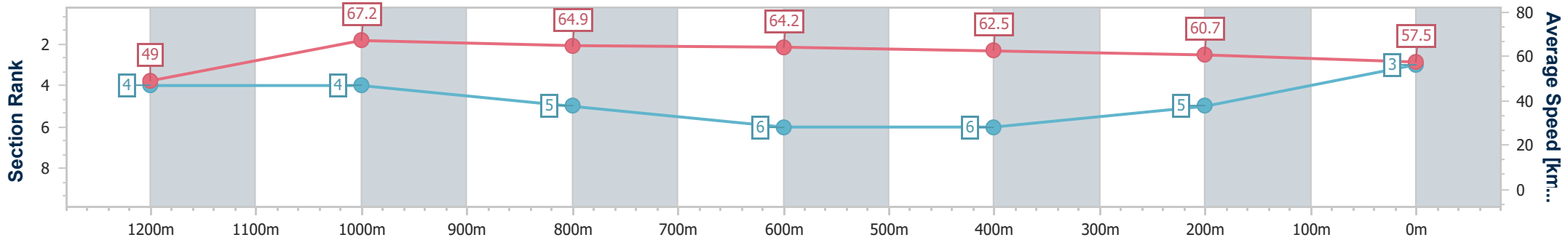
Townsville QLD Professional
Race 4: GREAT NORTHERN BREWING CO Maiden Plate - 1400m



05 December 2024 - 14:55

Track Rating: Soft 6, Weather: Overcast, Rail Position: +6m 1000m-
W/Post; +2m Remainder

Section	Overall	1200m	1000m	800m	600m	400m	200m							
Section Times	1:24.13 [3] (0:14.71)	1:09.42 [4] (0:10.74)	0:58.68 [4] (0:11.14)	0:47.54 [5] (0:11.38)	0:36.16 [6] (0:11.66)	0:24.50 [6] (0:11.97)	0:12.53 [5]							
Average Speed [km/h]	49.0	67.2	64.9	64.2	62.5	60.7	57.5							
Top Speed [km/h]	67.6	67.9	66.2	64.9	64.0	61.9	59.6							
Avg. Dist. to Rail [m]	3.9	0.6	1.4	2.8	2.8	6.0	8.6							
Avg. Stride Freq. [Hz]	2.4	2.5	2.5	2.4	2.4	2.4	2.4							
Avg. Stride Length [m]	5.7	7.1	7.1	7.0	7.1	6.9	6.7							



- [] Ranking at each section and finish
- .-.- No data available at this section
- NA No data available



Horse/Jockey Name	Binghamton
Final Rank	4
Fastest Section Time (Section)	0:10.74 (1200m)
Top Speed [km/h] (Section)	67.6 (1200m)
Race State	Finished



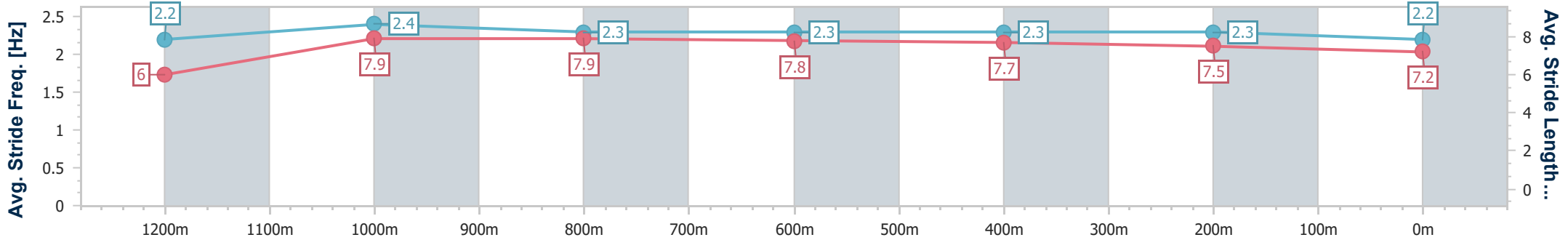
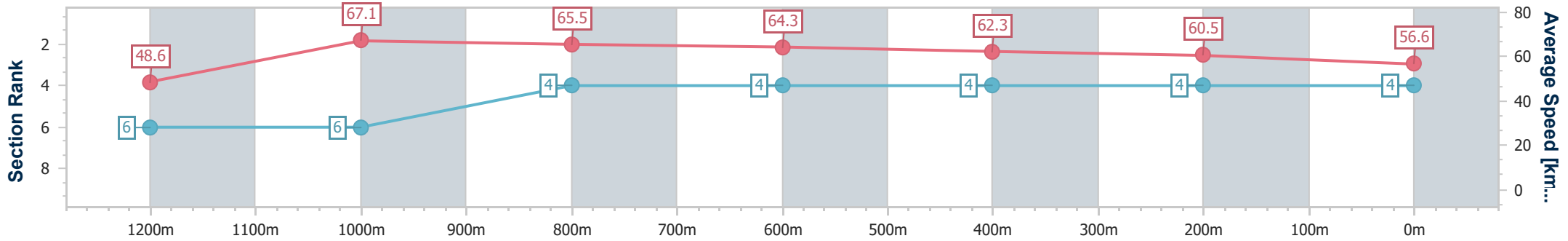
Townsville QLD Professional
Race 4: GREAT NORTHERN BREWING CO Maiden Plate - 1400m



05 December 2024 - 14:55

Track Rating: Soft 6, Weather: Overcast, Rail Position: +6m 1000m-
W/Post; +2m Remainder

Section	Overall	1200m	1000m	800m	600m	400m	200m
Section Times	1:24.16 [4] (0:14.81)	1:09.35 [6] (0:10.74)	0:58.61 [6] (0:10.98)	0:47.63 [4] (0:11.29)	0:36.34 [4] (0:11.67)	0:24.67 [4] (0:11.96)	0:12.71 [4] (0:12.71)
Average Speed [km/h]	48.6	67.1	65.5	64.3	62.3	60.5	56.6
Top Speed [km/h]	67.6	67.6	66.5	64.9	64.4	61.2	59.5
Avg. Dist. to Rail [m]	3.9	0.4	0.8	1.7	2.2	2.9	3.9
Avg. Stride Freq. [Hz]	2.2	2.4	2.3	2.3	2.3	2.3	2.2
Avg. Stride Length [m]	6.0	7.9	7.9	7.8	7.7	7.5	7.2



- [] Ranking at each section and finish
- .-.- No data available at this section
- NA No data available



Horse/Jockey Name	Kammerzell House
Final Rank	5
Fastest Section Time (Section)	0:10.95 (1200m)
Top Speed [km/h] (Section)	66.7 (800m)
Race State	Finished



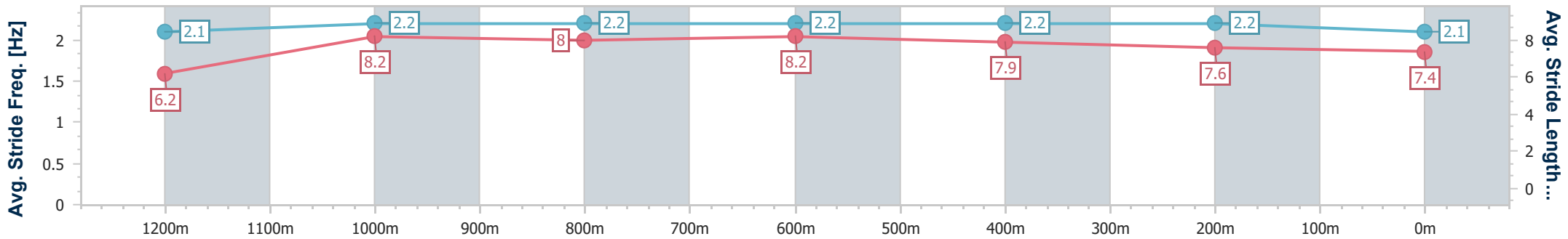
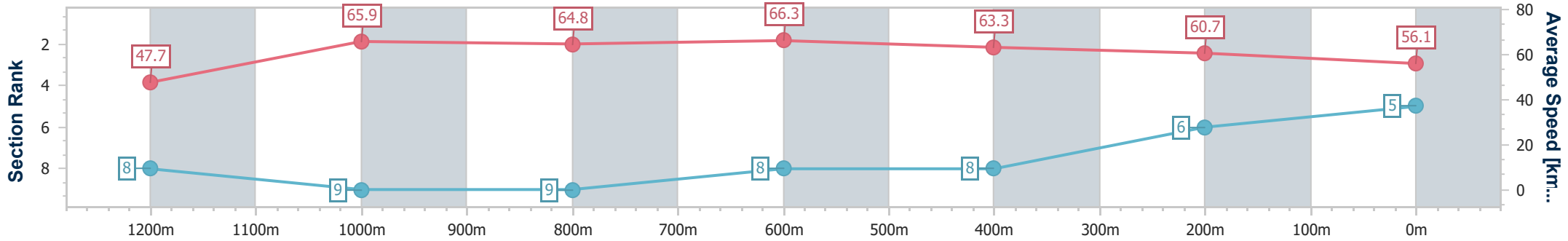
Townsville QLD Professional
Race 4: GREAT NORTHERN BREWING CO Maiden Plate - 1400m

05 December 2024 - 14:55

Track Rating: Soft 6, Weather: Overcast, Rail Position: +6m 1000m-
W/Post; +2m Remainder



Section	Overall	1200m	1000m	800m	600m	400m	200m							
Section Times	1:24.54 [5] (0:15.12)	1:09.42 [8] (0:10.95)	0:58.47 [9] (0:11.13)	0:47.34 [9] (0:10.99)	0:36.35 [8] (0:11.54)	0:24.81 [8] (0:11.97)	0:12.84 [6] (0:12.84)							
Average Speed [km/h]	47.7	65.9	64.8	66.3	63.3	60.7	56.1							
Top Speed [km/h]	65.1	66.4	66.0	66.7	65.9	61.9	59.3							
Avg. Dist. to Rail [m]	5.9	1.3	1.0	2.2	3.5	6.1	8.9							
Avg. Stride Freq. [Hz]	2.1	2.2	2.2	2.2	2.2	2.2	2.1							
Avg. Stride Length [m]	6.2	8.2	8.0	8.2	7.9	7.6	7.4							



- [] Ranking at each section and finish
- .-.- No data available at this section
- NA No data available



Horse/Jockey Name	Belmont Park
Final Rank	6
Fastest Section Time (Section)	0:10.79 (1200m)
Top Speed [km/h] (Section)	68.2 (1200m)
Race State	Finished



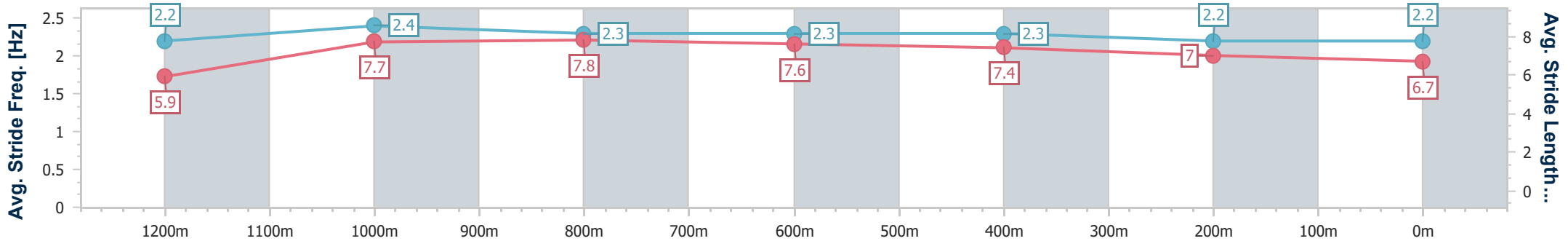
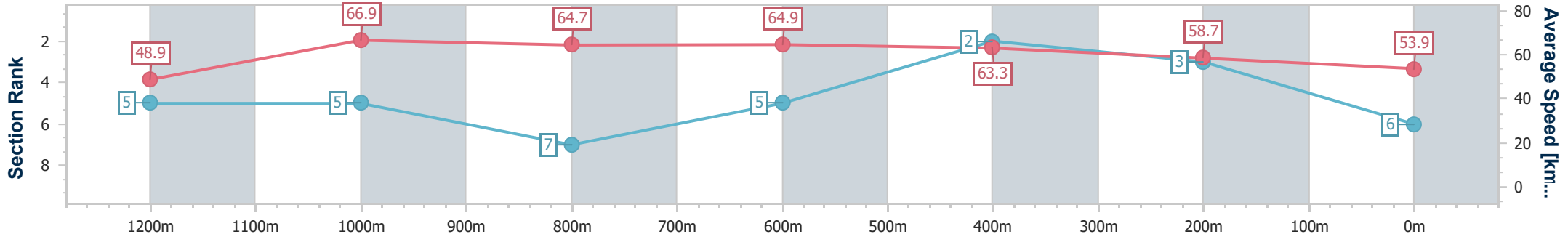
Townsville QLD Professional
Race 4: GREAT NORTHERN BREWING CO Maiden Plate - 1400m

05 December 2024 - 14:55

Track Rating: Soft 6, Weather: Overcast, Rail Position: +6m 1000m-
W/Post; +2m Remainder



Section	Overall	1200m	1000m	800m	600m	400m	200m							
Section Times	1:24.80 [6] (0:14.75)	1:10.05 [5] (0:10.79)	0:59.26 [5] (0:11.28)	0:47.98 [7] (0:11.09)	0:36.89 [5] (0:11.30)	0:25.59 [2] (0:12.21)	0:13.38 [3] (0:13.38)							
Average Speed [km/h]	48.9	66.9	64.7	64.9	63.3	58.7	53.9							
Top Speed [km/h]	68.2	68.2	65.2	65.6	65.9	60.7	56.7							
Avg. Dist. to Rail [m]	6.2	3.1	2.6	0.7	1.7	1.1	1.7							
Avg. Stride Freq. [Hz]	2.2	2.4	2.3	2.3	2.3	2.2	2.2							
Avg. Stride Length [m]	5.9	7.7	7.8	7.6	7.4	7.0	6.7							



- [] Ranking at each section and finish
- .-.- No data available at this section
- NA No data available



Horse/Jockey Name	Mishani Burn
Final Rank	7
Fastest Section Time (Section)	0:10.77 (1200m)
Top Speed [km/h] (Section)	68.2 (1200m)
Race State	Finished



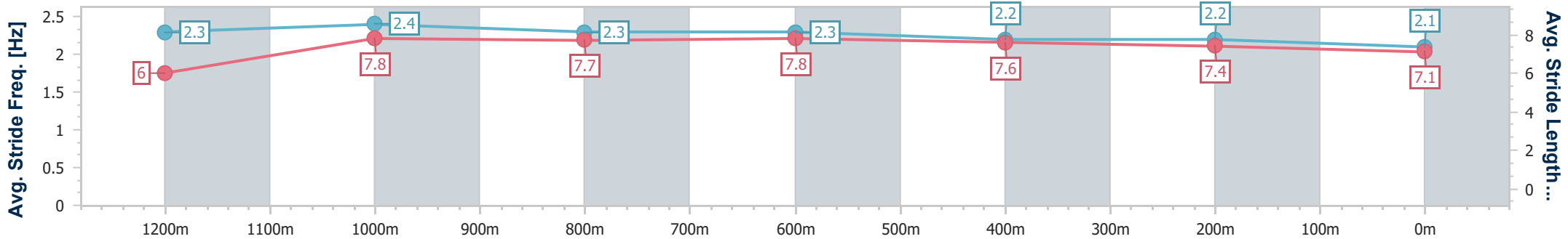
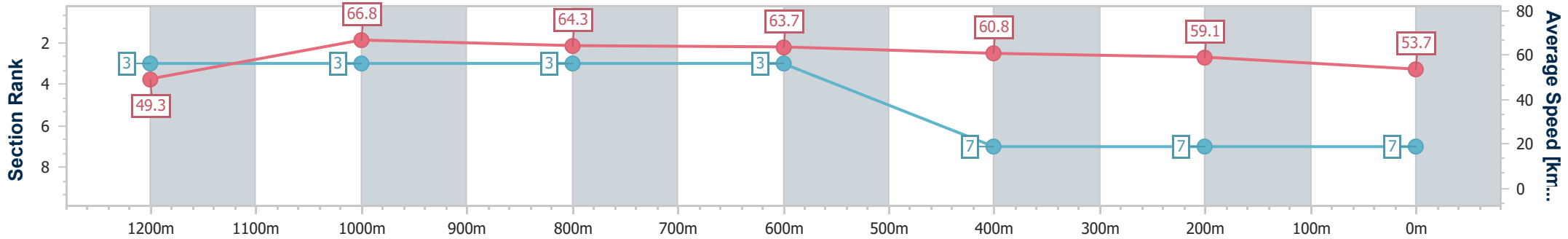
Townsville QLD Professional
Race 4: GREAT NORTHERN BREWING CO Maiden Plate - 1400m



05 December 2024 - 14:55

Track Rating: Soft 6, Weather: Overcast, Rail Position: +6m 1000m-
W/Post; +2m Remainder

Section	Overall	1200m	1000m	800m	600m	400m	200m							
Section Times	1:25.33 [7] (0:14.63)	1:10.70 [3] (0:10.77)	0:59.93 [3] (0:11.11)	0:48.82 [3] (0:11.30)	0:37.52 [3] (0:11.87)	0:25.65 [7] (0:12.22)	0:13.43 [7] (0:13.43)							
Average Speed [km/h]	49.3	66.8	64.3	63.7	60.8	59.1	53.7							
Top Speed [km/h]	67.9	68.2	65.0	64.5	63.5	60.0	57.2							
Avg. Dist. to Rail [m]	6.5	0.8	1.4	0.5	0.9	2.5	5.0							
Avg. Stride Freq. [Hz]	2.3	2.4	2.3	2.3	2.2	2.2	2.1							
Avg. Stride Length [m]	6.0	7.8	7.7	7.8	7.6	7.4	7.1							



- [] Ranking at each section and finish
- .-.- No data available at this section
- NA No data available



Horse/Jockey Name	Aye Mario
Final Rank	8
Fastest Section Time (Section)	0:10.83 (1200m)
Top Speed [km/h] (Section)	67.8 (1200m)
Race State	Finished



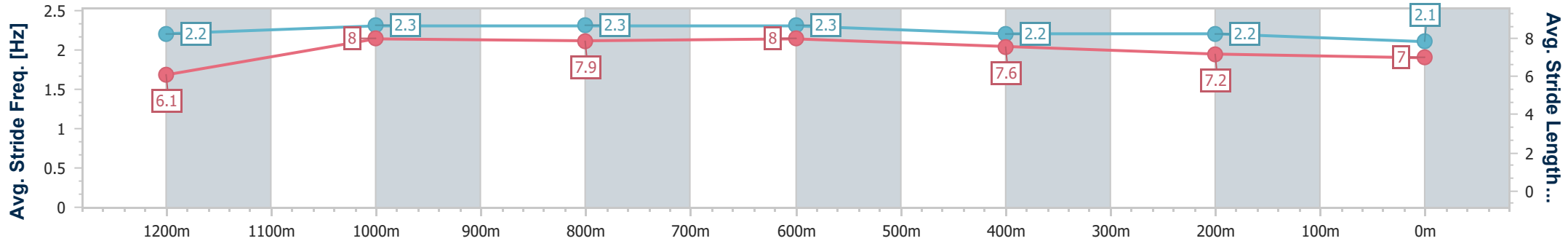
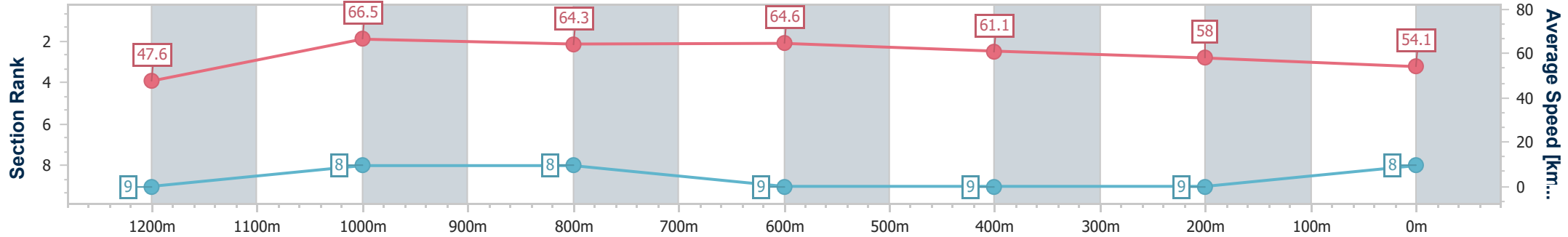
Townsville QLD Professional
Race 4: GREAT NORTHERN BREWING CO Maiden Plate - 1400m



05 December 2024 - 14:55

Track Rating: Soft 6, Weather: Overcast, Rail Position: +6m 1000m-
W/Post; +2m Remainder

Section	Overall	1200m	1000m	800m	600m	400m	200m
Section Times	1:25.98 [8] (0:15.15)	1:10.83 [9] (0:10.83)	1:00.00 [8] (0:11.18)	0:48.82 [8] (0:11.17)	0:37.65 [9] (0:11.88)	0:25.77 [9] (0:12.44)	0:13.33 [9] (0:13.33)
Average Speed [km/h]	47.6	66.5	64.3	64.6	61.1	58.0	54.1
Top Speed [km/h]	66.3	67.8	65.4	65.3	63.5	59.4	56.5
Avg. Dist. to Rail [m]	3.9	0.7	0.6	0.9	1.5	2.6	3.7
Avg. Stride Freq. [Hz]	2.2	2.3	2.3	2.3	2.2	2.2	2.1
Avg. Stride Length [m]	6.1	8.0	7.9	8.0	7.6	7.2	7.0



- [] Ranking at each section and finish
- .-.- No data available at this section
- NA No data available



Horse/Jockey Name	The Judging Saint
Final Rank	9
Fastest Section Time (Section)	0:10.72 (1200m)
Top Speed [km/h] (Section)	68.4 (1200m)
Race State	Finished



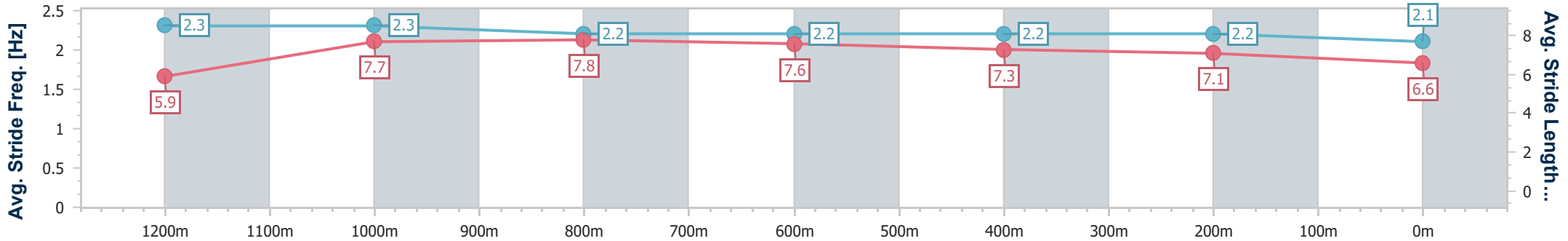
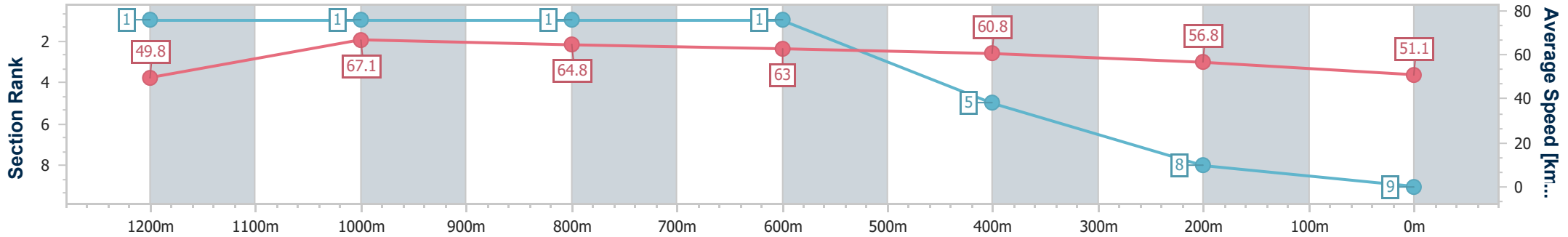
Townsville QLD Professional
Race 4: GREAT NORTHERN BREWING CO Maiden Plate - 1400m



05 December 2024 - 14:55

Track Rating: Soft 6, Weather: Overcast, Rail Position: +6m 1000m- W/Post; +2m Remainder

Section	Overall	1200m	1000m	800m	600m	400m	200m							
Section Times	1:26.31 [9] (0:14.46)	1:11.85 [1] (0:10.72)	1:01.13 [1] (0:11.06)	0:50.07 [1] (0:11.41)	0:38.66 [1] (0:11.85)	0:26.81 [5] (0:12.72)	0:14.09 [8] (0:14.09)							
Average Speed [km/h]	49.8	67.1	64.8	63.0	60.8	56.8	51.1							
Top Speed [km/h]	67.7	68.4	65.7	64.0	62.5	59.0	54.3							
Avg. Dist. to Rail [m]	2.4	0.7	0.8	0.4	0.2	1.1	1.2							
Avg. Stride Freq. [Hz]	2.3	2.3	2.2	2.2	2.2	2.2	2.1							
Avg. Stride Length [m]	5.9	7.7	7.8	7.6	7.3	7.1	6.6							



- [] Ranking at each section and finish
- .-.- No data available at this section
- NA No data available



Townsville QLD Professional

Race 5: TANQUERY NO. TEN BENCHMARK 60 Handicap - 1200m

05 December 2024 - 15:35



Track Rating: Soft 6, Weather: Overcast, Rail Position: +6m 1000m-W/Post; +2m Remainder

Section		Overall										Last 600m	
Field Times		1:09.80										0:34.98	
		(0:13.71)										(0:12.27)	
		0:56.09										0:12.27	
		(0:10.37)										(0:12.27)	
		0:45.72										0:23.76	
		(0:10.74)										(0:11.49)	
		0:34.98										0:23.76	
		(0:11.22)										(0:11.49)	
		0:23.76										0:12.27	
		(0:11.49)										(0:12.27)	
Rank	TAB	Horse/Jockey	Barrier	Top Speed [km/h]	Fastest Section	Overall	1000m	800m	600m	400m	200m	Margin	Distance Travelled [m]
1	3	MUTAFIQ	5	69.4	0:10.64	1:09.80 [1]	0:55.95 [3]	0:45.28 [4]	0:34.64 [4]	0:23.57 [3]	0:12.27 [1]	1:09.80	0:34.64
		Ryan Wiggins		800m	800m	(0:13.85)	(0:10.67)	(0:10.64)	(0:11.07)	(0:11.30)	(0:12.27)		
2	9	TYMON	4	69.0	0:10.51	1:09.80 [2]	0:55.39 [8]	0:44.88 [8]	0:34.24 [8]	0:23.19 [7]	0:11.97 [4]	0.02L	0:34.24
		Scott Sheargold		1000m	1000m	(0:14.41)	(0:10.51)	(0:10.64)	(0:11.05)	(0:11.22)	(0:11.97)		-2
3	6	SUPER FAST	7	68.9	0:10.78	1:10.04 [3]	0:56.17 [5]	0:45.37 [6]	0:34.59 [6]	0:23.55 [6]	0:12.19 [5]	1.42L	0:34.59
		McKenzie Apel		1000m	800m	(0:13.87)	(0:10.80)	(0:10.78)	(0:11.04)	(0:11.36)	(0:12.19)		+8
4	4	COLD POWER	3	68.4	0:10.58	1:10.08 [4]	0:55.99 [6]	0:45.41 [5]	0:34.60 [7]	0:23.36 [8]	0:11.94 [8]	1.63L	0:34.60
		Ashley Butler		1000m	1000m	(0:14.09)	(0:10.58)	(0:10.81)	(0:11.24)	(0:11.42)	(0:11.94)		-1
5	5	SAVEE	1	68.9	0:10.53	1:10.31 [5]	0:56.14 [7]	0:45.61 [7]	0:35.03 [5]	0:23.92 [5]	0:12.44 [6]	2.99L	0:35.03
		Graham Kliese		1000m	1000m	(0:14.17)	(0:10.53)	(0:10.58)	(0:11.11)	(0:11.48)	(0:12.44)		-2
6	7	MAZZARATTI	8	70.8	0:10.37	1:10.33 [6]	0:56.62 [1]	0:46.25 [1]	0:35.47 [2]	0:24.23 [2]	0:12.55 [2]	3.12L	0:35.47
		Sean Cormack		1000m	1000m	(0:13.71)	(0:10.37)	(0:10.78)	(0:11.24)	(0:11.68)	(0:12.55)		+5
7	1	DUSKY DAMSEL	6	69.4	0:10.40	1:10.37 [7]	0:56.66 [2]	0:46.26 [2]	0:35.55 [1]	0:24.33 [1]	0:12.59 [3]	3.36L	0:35.55
		Gabrielle Semmens		1000m	1000m	(0:13.71)	(0:10.40)	(0:10.71)	(0:11.22)	(0:11.74)	(0:12.59)		-3
8	2	HYDE PARK	2	68.4	0:10.51	1:10.69 [8]	0:56.83 [4]	0:46.32 [3]	0:35.67 [3]	0:24.39 [4]	0:12.73 [7]	5.25L	0:35.67
		Aidan Holt		800m	1000m	(0:13.86)	(0:10.51)	(0:10.65)	(0:11.28)	(0:11.66)	(0:12.73)		-4

Scratched: Super Art (#8), Sundara (#10)

[] Ranking at each section and finish
 -:-:- No data available at this section
 NA No data available

SCN Saddle cloth number
 DNF Did not finish
 DNT Did not track



Horse/Jockey Name	Mutafiq
Final Rank	1
Fastest Section Time (Section)	0:10.64 (800m)
Top Speed [km/h] (Section)	69.4 (800m)
Race State	Finished



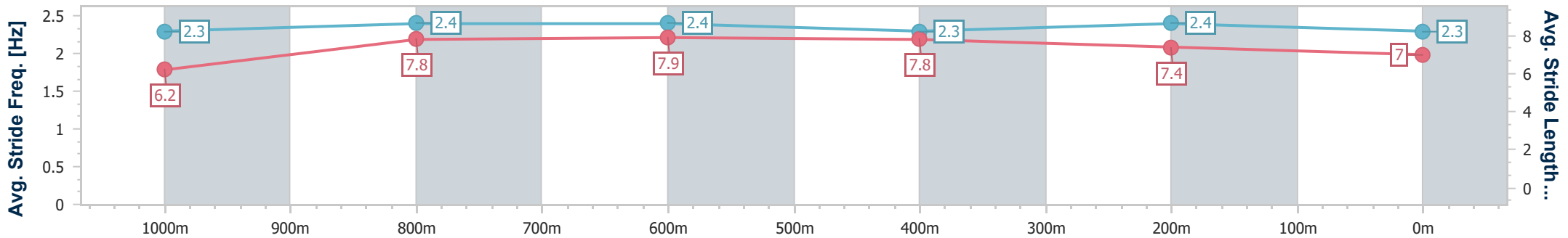
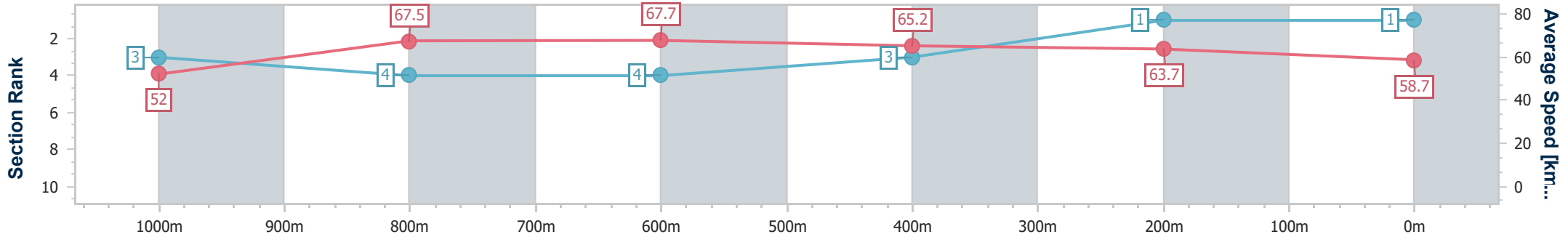
Townsville QLD Professional
Race 5: TANQUERY NO. TEN BENCHMARK 60 Handicap - 1200m



05 December 2024 - 15:35

Track Rating: Soft 6, Weather: Overcast, Rail Position: +6m 1000m-
W/Post; +2m Remainder

Section	Overall	1000m	800m	600m	400m	200m
Section Times	1:09.80 [1] (0:13.85)	0:55.95 [3] (0:10.67)	0:45.28 [4] (0:10.64)	0:34.64 [4] (0:11.07)	0:23.57 [3] (0:11.30)	0:12.27 [1] (0:12.27)
Average Speed [km/h]	52.0	67.5	67.7	65.2	63.7	58.7
Top Speed [km/h]	67.1	68.9	69.4	66.8	65.9	61.6
Avg. Dist. to Rail [m]	4.1	0.4	0.1	0.5	1.2	2.3
Avg. Stride Freq. [Hz]	2.3	2.4	2.4	2.3	2.4	2.3
Avg. Stride Length [m]	6.2	7.8	7.9	7.8	7.4	7.0



- [] Ranking at each section and finish
- .-.- No data available at this section
- NA No data available



Horse/Jockey Name	Tymon
Final Rank	2
Fastest Section Time (Section)	0:10.51 (1000m)
Top Speed [km/h] (Section)	69.0 (1000m)
Race State	Finished



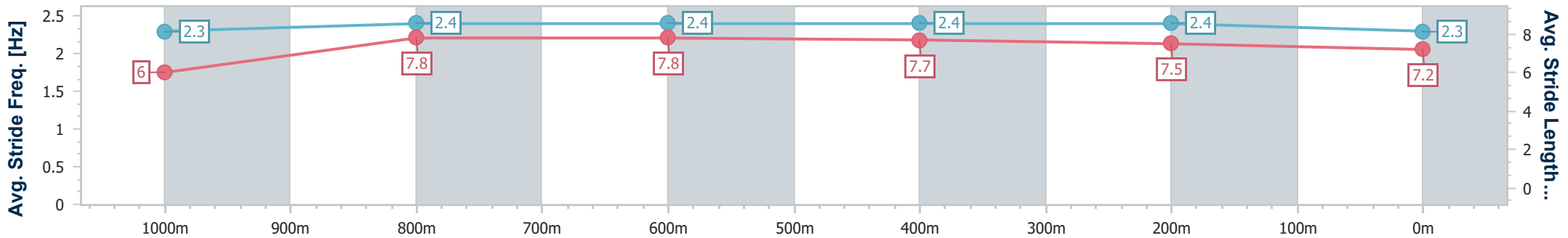
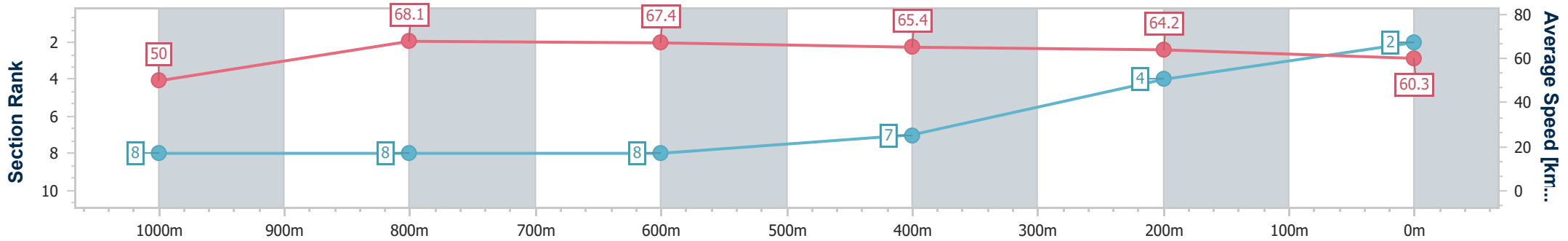
Townsville QLD Professional
Race 5: TANQUERY NO. TEN BENCHMARK 60 Handicap - 1200m



05 December 2024 - 15:35

Track Rating: Soft 6, Weather: Overcast, Rail Position: +6m 1000m-
W/Post; +2m Remainder

Section	Overall	1000m	800m	600m	400m	200m
Section Times	1:09.80 [2] (0:14.41)	0:55.39 [8] (0:10.51)	0:44.88 [8] (0:10.64)	0:34.24 [8] (0:11.05)	0:23.19 [7] (0:11.22)	0:11.97 [4] (0:11.97)
Average Speed [km/h]	50.0	68.1	67.4	65.4	64.2	60.3
Top Speed [km/h]	67.5	69.0	68.1	67.9	65.3	62.3
Avg. Dist. to Rail [m]	2.9	1.2	0.9	0.7	1.1	1.6
Avg. Stride Freq. [Hz]	2.3	2.4	2.4	2.4	2.4	2.3
Avg. Stride Length [m]	6.0	7.8	7.8	7.7	7.5	7.2



- [] Ranking at each section and finish
- .-.- No data available at this section
- NA No data available



Horse/Jockey Name	Super Fast
Final Rank	3
Fastest Section Time (Section)	0:10.78 (800m)
Top Speed [km/h] (Section)	68.9 (1000m)
Race State	Finished



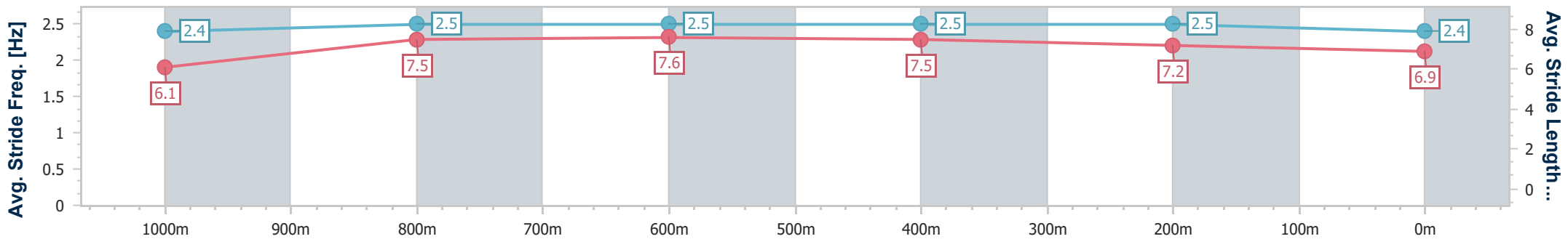
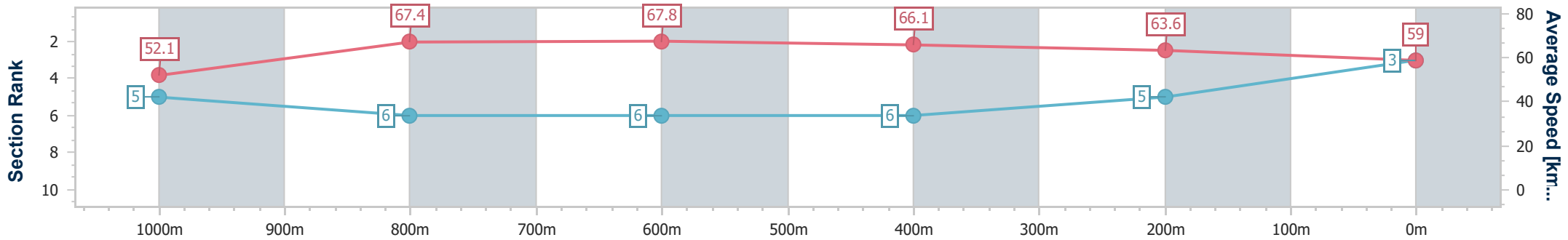
Townsville QLD Professional
Race 5: TANQUERY NO. TEN BENCHMARK 60 Handicap - 1200m



05 December 2024 - 15:35

Track Rating: Soft 6, Weather: Overcast, Rail Position: +6m 1000m-
W/Post; +2m Remainder

Section	Overall	1000m	800m	600m	400m	200m								
Section Times	1:10.04 [3] (0:13.87)	0:56.17 [5] (0:10.80)	0:45.37 [6] (0:10.78)	0:34.59 [6] (0:11.04)	0:23.55 [6] (0:11.36)	0:12.19 [5] (0:12.19)								
Average Speed [km/h]	52.1	67.4	67.8	66.1	63.6	59.0								
Top Speed [km/h]	65.4	68.9	68.5	67.5	64.6	62.1								
Avg. Dist. to Rail [m]	6.8	2.1	3.6	2.6	2.9	3.5								
Avg. Stride Freq. [Hz]	2.4	2.5	2.5	2.5	2.5	2.4								
Avg. Stride Length [m]	6.1	7.5	7.6	7.5	7.2	6.9								



- [] Ranking at each section and finish
- .-.- No data available at this section
- NA No data available



Horse/Jockey Name	Cold Power
Final Rank	4
Fastest Section Time (Section)	0:10.58 (1000m)
Top Speed [km/h] (Section)	68.4 (1000m)
Race State	Finished



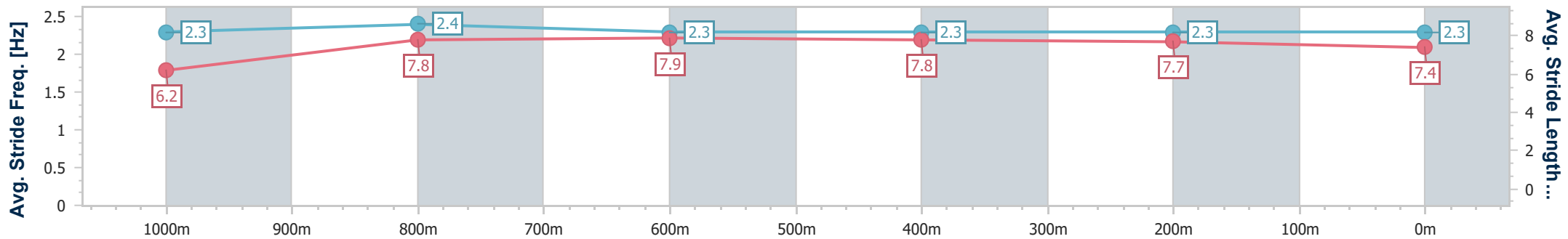
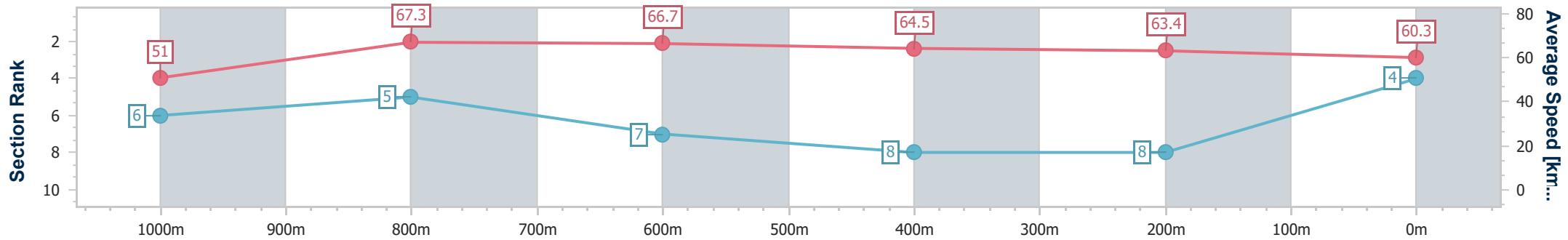
Townsville QLD Professional
Race 5: TANQUERY NO. TEN BENCHMARK 60 Handicap - 1200m



05 December 2024 - 15:35

Track Rating: Soft 6, Weather: Overcast, Rail Position: +6m 1000m-
W/Post; +2m Remainder

Section	Overall	1000m	800m	600m	400m	200m								
Section Times	1:10.08 [4] (0:14.09)	0:55.99 [6] (0:10.58)	0:45.41 [5] (0:10.81)	0:34.60 [7] (0:11.24)	0:23.36 [8] (0:11.42)	0:11.94 [8] (0:11.94)								
Average Speed [km/h]	51.0	67.3	66.7	64.5	63.4	60.3								
Top Speed [km/h]	66.5	68.4	67.4	67.1	64.1	62.7								
Avg. Dist. to Rail [m]	2.4	2.0	0.5	2.0	2.8	5.5								
Avg. Stride Freq. [Hz]	2.3	2.4	2.3	2.3	2.3	2.3								
Avg. Stride Length [m]	6.2	7.8	7.9	7.8	7.7	7.4								



- [] Ranking at each section and finish
- .-.- No data available at this section
- NA No data available



Horse/Jockey Name	Savee
Final Rank	5
Fastest Section Time (Section)	0:10.53 (1000m)
Top Speed [km/h] (Section)	68.9 (1000m)
Race State	Finished



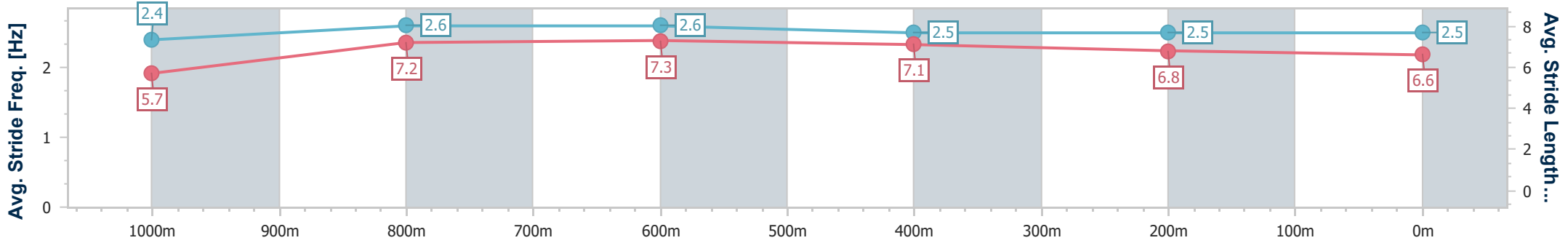
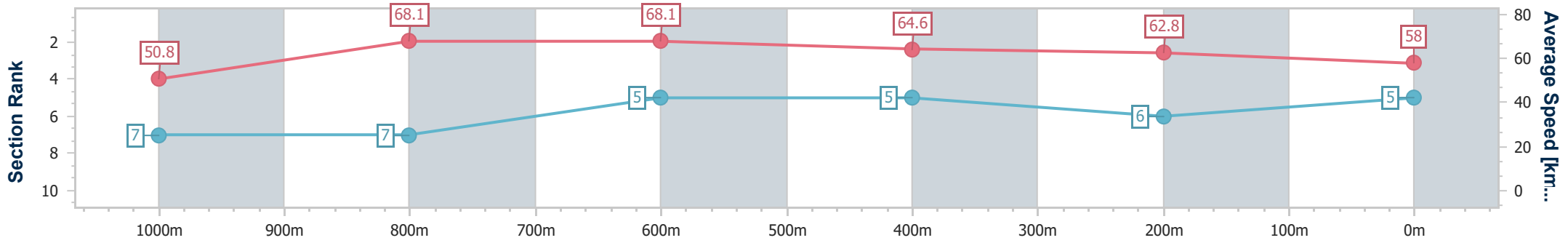
Townsville QLD Professional
Race 5: TANQUERY NO. TEN BENCHMARK 60 Handicap - 1200m



05 December 2024 - 15:35

Track Rating: Soft 6, Weather: Overcast, Rail Position: +6m 1000m-
W/Post; +2m Remainder

Section	Overall	1000m	800m	600m	400m	200m							
Section Times	1:10.31 [5] (0:14.17)	0:56.14 [7] (0:10.53)	0:45.61 [7] (0:10.58)	0:35.03 [5] (0:11.11)	0:23.92 [5] (0:11.48)	0:12.44 [6] (0:12.44)							
Average Speed [km/h]	50.8	68.1	68.1	64.6	62.8	58.0							
Top Speed [km/h]	66.6	68.9	68.4	66.3	64.5	61.7							
Avg. Dist. to Rail [m]	1.3	1.0	0.2	0.3	2.1	1.9							
Avg. Stride Freq. [Hz]	2.4	2.6	2.6	2.5	2.5	2.5							
Avg. Stride Length [m]	5.7	7.2	7.3	7.1	6.8	6.6							



- [] Ranking at each section and finish
- .-.- No data available at this section
- NA No data available



Horse/Jockey Name	Mazzaratti
Final Rank	6
Fastest Section Time (Section)	0:10.37 (1000m)
Top Speed [km/h] (Section)	70.8 (1000m)
Race State	Finished



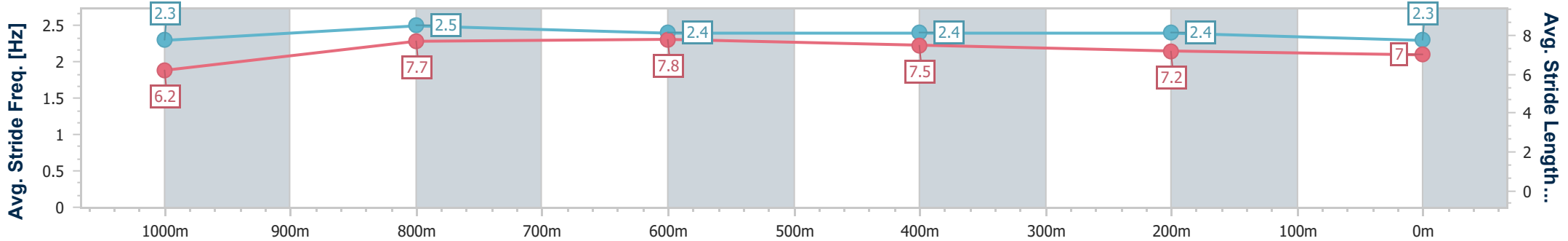
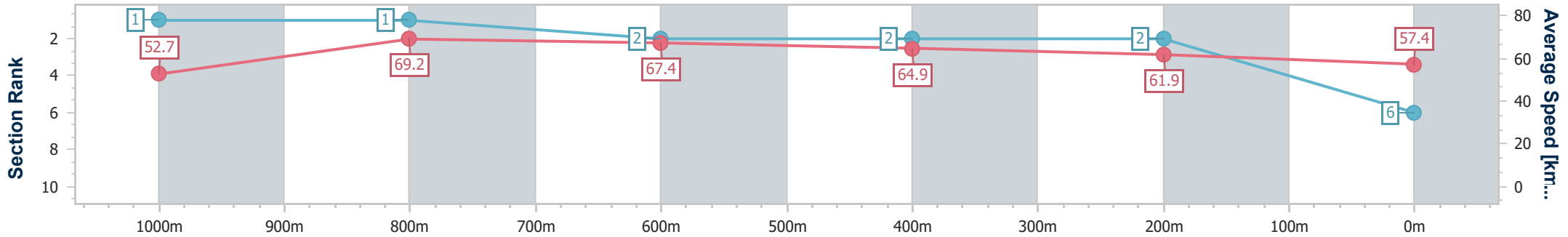
Townsville QLD Professional
Race 5: TANQUERY NO. TEN BENCHMARK 60 Handicap - 1200m



05 December 2024 - 15:35

Track Rating: Soft 6, Weather: Overcast, Rail Position: +6m 1000m-
W/Post; +2m Remainder

Section	Overall	1000m	800m	600m	400m	200m								
Section Times	1:10.33 [6] (0:13.71)	0:56.62 [1] (0:10.37)	0:46.25 [1] (0:10.78)	0:35.47 [2] (0:11.24)	0:24.23 [2] (0:11.68)	0:12.55 [2] (0:12.55)								
Average Speed [km/h]	52.7	69.2	67.4	64.9	61.9	57.4								
Top Speed [km/h]	67.9	70.8	69.4	67.2	65.6	60.1								
Avg. Dist. to Rail [m]	7.9	0.7	1.6	3.0	3.3	3.2								
Avg. Stride Freq. [Hz]	2.3	2.5	2.4	2.4	2.4	2.3								
Avg. Stride Length [m]	6.2	7.7	7.8	7.5	7.2	7.0								



- [] Ranking at each section and finish
- .-.- No data available at this section
- NA No data available



Horse/Jockey Name	Dusky Damsel
Final Rank	7
Fastest Section Time (Section)	0:10.40 (1000m)
Top Speed [km/h] (Section)	69.4 (1000m)
Race State	Finished



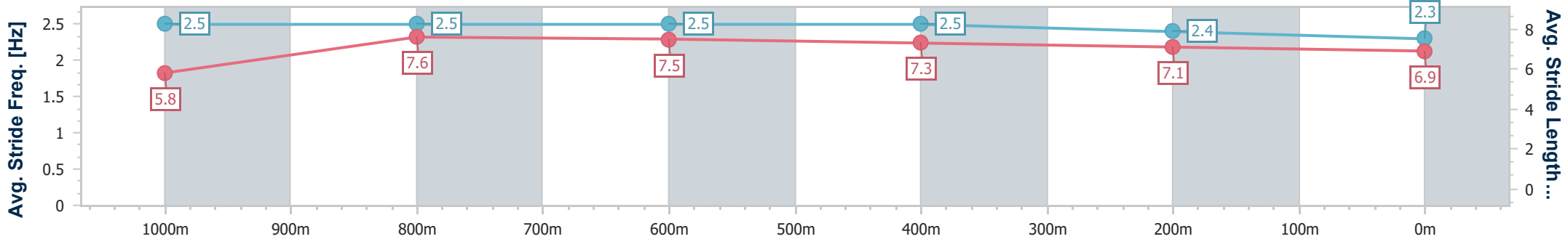
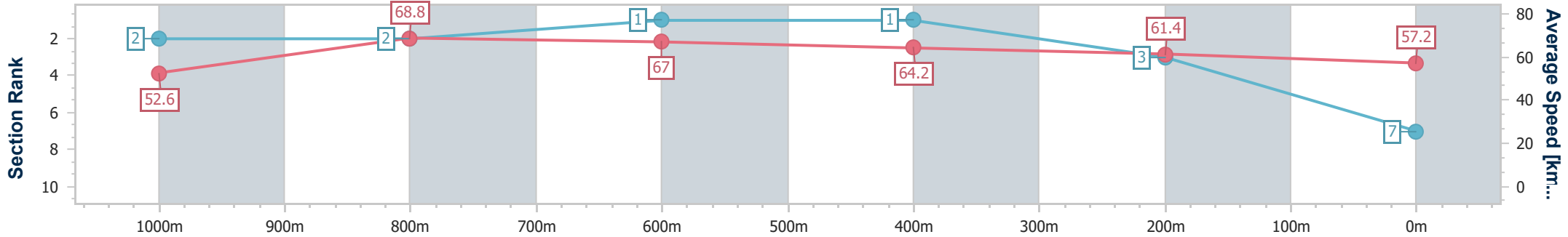
Townsville QLD Professional
Race 5: TANQUERY NO. TEN BENCHMARK 60 Handicap - 1200m



05 December 2024 - 15:35

Track Rating: Soft 6, Weather: Overcast, Rail Position: +6m 1000m-
W/Post; +2m Remainder

Section	Overall	1000m	800m	600m	400m	200m								
Section Times	1:10.37 [7] (0:13.71)	0:56.66 [2] (0:10.40)	0:46.26 [2] (0:10.71)	0:35.55 [1] (0:11.22)	0:24.33 [1] (0:11.74)	0:12.59 [3] (0:12.59)								
Average Speed [km/h]	52.6	68.8	67.0	64.2	61.4	57.2								
Top Speed [km/h]	69.1	69.4	68.1	65.7	63.4	59.3								
Avg. Dist. to Rail [m]	4.9	1.3	0.7	0.3	0.2	0.5								
Avg. Stride Freq. [Hz]	2.5	2.5	2.5	2.5	2.4	2.3								
Avg. Stride Length [m]	5.8	7.6	7.5	7.3	7.1	6.9								



- [] Ranking at each section and finish
- .-.- No data available at this section
- NA No data available



Horse/Jockey Name	Hyde Park
Final Rank	8
Fastest Section Time (Section)	0:10.51 (1000m)
Top Speed [km/h] (Section)	68.4 (800m)
Race State	Finished



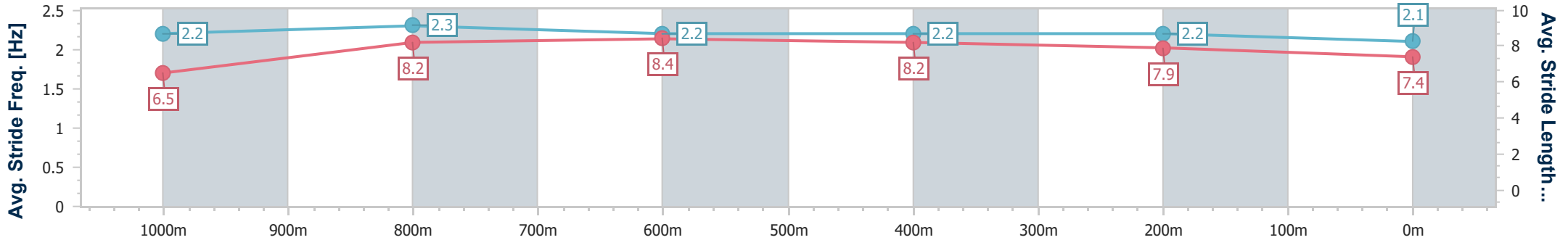
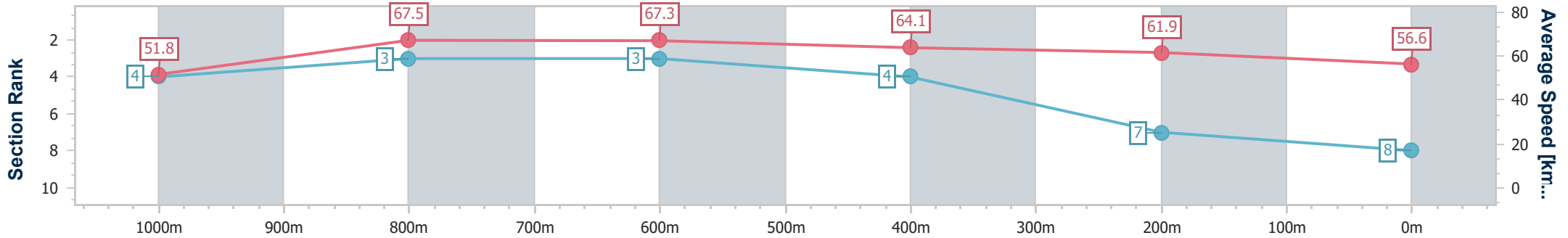
Townsville QLD Professional
Race 5: TANQUERY NO. TEN BENCHMARK 60 Handicap - 1200m



05 December 2024 - 15:35

Track Rating: Soft 6, Weather: Overcast, Rail Position: +6m 1000m-
W/Post; +2m Remainder

Section	Overall	1000m	800m	600m	400m	200m								
Section Times	1:10.69 [8] (0:13.86)	0:56.83 [4] (0:10.51)	0:46.32 [3] (0:10.65)	0:35.67 [3] (0:11.28)	0:24.39 [4] (0:11.66)	0:12.73 [7] (0:12.73)								
Average Speed [km/h]	51.8	67.5	67.3	64.1	61.9	56.6								
Top Speed [km/h]	68.0	68.3	68.4	66.9	64.0	61.8								
Avg. Dist. to Rail [m]	2.2	3.0	1.0	1.1	1.5	3.1								
Avg. Stride Freq. [Hz]	2.2	2.3	2.2	2.2	2.2	2.1								
Avg. Stride Length [m]	6.5	8.2	8.4	8.2	7.9	7.4								



- [] Ranking at each section and finish
- .-.- No data available at this section
- NA No data available



Townsville QLD Professional

Race 6: LADBROKES ODDS SURGE OPEN Handicap - 1400m

05 December 2024 - 16:10



Track Rating: Soft 6, Weather: Overcast, Rail Position: +6m 1000m-W/Post; +2m Remainder

Section		Overall	1200m	1000m	800m	600m	400m	Last 600m				
Field Times		1:22.64 (0:14.58)	1:08.06 (0:10.80)	0:57.26 (0:11.08)	0:46.18 (0:11.25)	0:34.93 (0:11.52)	0:23.41 (0:11.57)	0:34.93				
Rank	TAB Horse/Jockey	Barrier	Top Speed [km/h]	Fastest Section						Distance Travelled [m]		
1	9 FROM THIS MOMENT Adam Sewell	6	66.4 800m	0:10.97 1200m	1:22.64 [1] (0:14.87)	1:07.77 [5] (0:10.97)	0:56.80 [5] (0:11.12)	0:45.68 [5] (0:11.09)	0:34.59 [4] (0:11.54)	0:23.05 [3] (0:11.21)	0:34.59	
2	1 BATTLE CRY Ryan Wiggins	5	66.9 800m	0:10.99 800m	1:22.68 [2] (0:15.16)	1:07.52 [8] (0:11.06)	0:56.46 [7] (0:11.12)	0:45.34 [7] (0:10.99)	0:34.35 [7] (0:11.33)	0:23.02 [5] (0:11.18)	0:34.35	+0
3	3 MOENAVE Jackson Murphy	4	67.5 800m	0:10.96 800m	1:22.84 [3] (0:15.46)	1:07.38 [9] (0:11.11)	0:56.27 [9] (0:11.00)	0:45.27 [8] (0:10.96)	0:34.31 [8] (0:11.41)	0:22.90 [8] (0:11.24)	0:34.31	-1
4	5 MISS SEATTLE McKenzie Apel	9	68.1 1200m	0:10.78 1200m	1:22.94 [4] (0:14.60)	1:08.34 [2] (0:10.78)	0:57.56 [1] (0:11.08)	0:46.48 [1] (0:11.25)	0:35.23 [1] (0:11.52)	0:23.71 [1] (0:11.59)	0:35.23	-1
5	4 LADY RAIN Lacey Morrison	7	67.0 800m	0:11.01 1200m	1:23.26 [5] (0:14.60)	1:08.66 [3] (0:11.01)	0:57.65 [3] (0:11.11)	0:46.54 [3] (0:11.19)	0:35.35 [2] (0:11.63)	0:23.72 [2] (0:11.34)	0:35.35	+3
6	6 CRYSTAL CHIEF Tyler Leslight	1	66.3 1200m	0:10.97 1200m	1:23.32 [6] (0:14.68)	1:08.64 [4] (0:10.97)	0:57.67 [4] (0:11.18)	0:46.49 [4] (0:11.31)	0:35.18 [5] (0:11.63)	0:23.55 [6] (0:11.53)	0:35.18	-2
7	2 BRAD Erin Molloy	3	66.9 1200m	0:10.97 1200m	1:23.62 [7] (0:14.92)	1:08.70 [6] (0:10.97)	0:57.73 [6] (0:11.24)	0:46.49 [6] (0:11.17)	0:35.32 [6] (0:11.55)	0:23.77 [7] (0:11.42)	0:35.32	-1
8	7 SINGLE HONOR Nathan Thomas	2	66.7 1200m	0:10.95 1200m	1:23.82 [8] (0:14.58)	1:09.24 [1] (0:10.95)	0:58.29 [2] (0:11.11)	0:47.18 [2] (0:11.32)	0:35.86 [3] (0:11.64)	0:24.22 [4] (0:11.54)	0:35.86	-5
9	8 LOVE ON SUNDAY Chelsea Jokic	8	66.9 800m	0:11.05 800m	1:25.39 [9] (0:15.11)	1:10.28 [7] (0:11.41)	0:58.87 [8] (0:11.11)	0:47.76 [9] (0:11.05)	0:36.71 [9] (0:11.51)	0:25.20 [9] (0:11.88)	0:36.71	+3

[] Ranking at each section and finish
 -:-:- No data available at this section
 NA No data available

SCN Saddle cloth number
 DNF Did not finish
 DNT Did not track



Townsville QLD Professional

Race 6: LADBROKES ODDS SURGE OPEN Handicap - 1400m

05 December 2024 - 16:10



Track Rating: Soft 6, Weather: Overcast, Rail Position: +6m 1000m-W/Post; +2m Remainder

Section				200m				Last 600m	
Field Times				0:11.84		(0:11.84)		0:34.93	
Rank	TAB	Horse/Jockey	Barrier	Top Speed [km/h]	Fastest Section	Margin			Distance Travelled [m]
1	9	FROM THIS MOMENT Adam Sewell	6	66.4 800m	0:10.97 1200m	0:11.84 [1] (0:11.84)	1:22.64		0:34.59
2	1	BATTLE CRY Ryan Wiggins	5	66.9 800m	0:10.99 800m	0:11.84 [3] (0:11.84)	0.26L		0:34.35 +0
3	3	MOENAVE Jackson Murphy	4	67.5 800m	0:10.96 800m	0:11.66 [6] (0:11.66)	1.23L		0:34.31 -1
4	5	MISS SEATTLE McKenzie Apel	9	68.1 1200m	0:10.78 1200m	0:12.12 [2] (0:12.12)	1.82L		0:35.23 -1
5	4	LADY RAIN Lacey Morrison	7	67.0 800m	0:11.01 1200m	0:12.38 [4] (0:12.38)	3.66L		0:35.35 +3
6	6	CRYSTAL CHIEF Tyler Leslight	1	66.3 1200m	0:10.97 1200m	0:12.02 [8] (0:12.02)	4.01L		0:35.18 -2
7	2	BRAD Erin Molloy	3	66.9 1200m	0:10.97 1200m	0:12.35 [7] (0:12.35)	5.77L		0:35.32 -1
8	7	SINGLE HONOR Nathan Thomas	2	66.7 1200m	0:10.95 1200m	0:12.68 [5] (0:12.68)	6.96L		0:35.86 -5
9	8	LOVE ON SUNDAY Chelsea Jokic	8	66.9 800m	0:11.05 800m	0:13.32 [9] (0:13.32)	16.18L		0:36.71 +3

[] Ranking at each section and finish
 -:-:- No data available at this section
 NA No data available

SCN Saddle cloth number
 DNF Did not finish
 DNT Did not track



Horse/Jockey Name	From This Moment
Final Rank	1
Fastest Section Time (Section)	0:10.97 (1200m)
Top Speed [km/h] (Section)	66.4 (800m)
Race State	Finished



Townsville QLD Professional

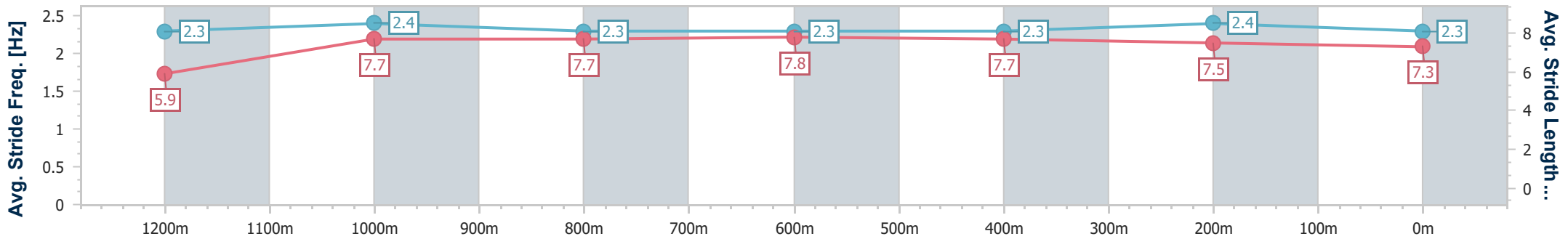
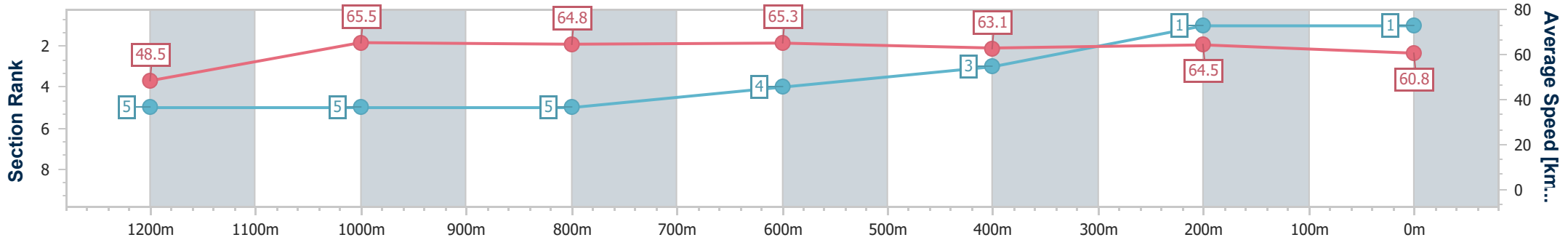
Race 6: LADBROKES ODDS SURGE OPEN Handicap - 1400m

05 December 2024 - 16:10

Track Rating: Soft 6, Weather: Overcast, Rail Position: +6m 1000m- W/Post; +2m Remainder



Section	Overall	1200m	1000m	800m	600m	400m	200m
Section Times	1:22.64 [1] (0:14.87)	1:07.77 [5] (0:10.97)	0:56.80 [5] (0:11.12)	0:45.68 [5] (0:11.09)	0:34.59 [4] (0:11.54)	0:23.05 [3] (0:11.21)	0:11.84 [1] (0:11.84)
Average Speed [km/h]	48.5	65.5	64.8	65.3	63.1	64.5	60.8
Top Speed [km/h]	64.8	66.2	65.4	66.4	64.5	65.4	64.1
Avg. Dist. to Rail [m]	5.4	0.4	0.6	1.4	2.1	3.7	5.2
Avg. Stride Freq. [Hz]	2.3	2.4	2.3	2.3	2.3	2.4	2.3
Avg. Stride Length [m]	5.9	7.7	7.7	7.8	7.7	7.5	7.3



- [] Ranking at each section and finish
- .-.- No data available at this section
- NA No data available



Horse/Jockey Name	Battle Cry
Final Rank	2
Fastest Section Time (Section)	0:10.99 (800m)
Top Speed [km/h] (Section)	66.9 (800m)
Race State	Finished



Townsville QLD Professional

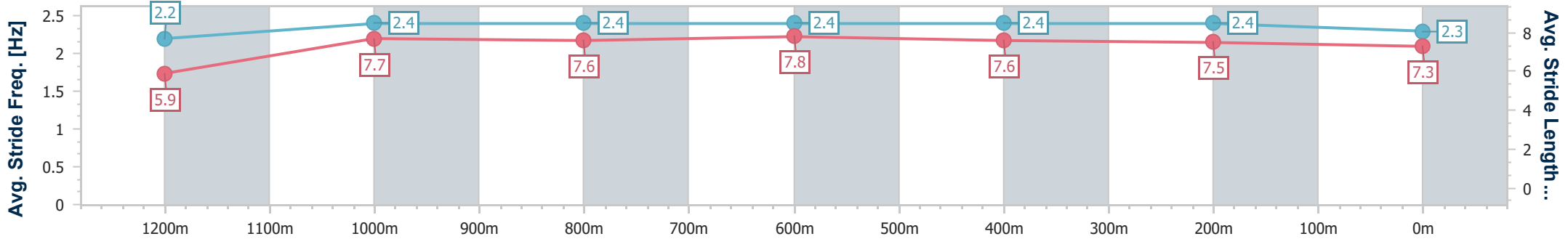
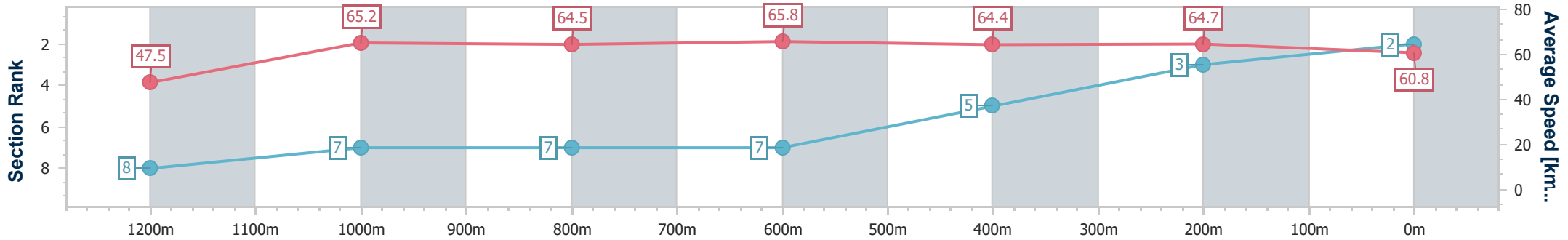
Race 6: LADBROKES ODDS SURGE OPEN Handicap - 1400m

05 December 2024 - 16:10

Track Rating: Soft 6, Weather: Overcast, Rail Position: +6m 1000m-
W/Post; +2m Remainder



Section	Overall	1200m	1000m	800m	600m	400m	200m
Section Times	1:22.68 [2] (0:15.16)	1:07.52 [8] (0:11.06)	0:56.46 [7] (0:11.12)	0:45.34 [7] (0:10.99)	0:34.35 [7] (0:11.33)	0:23.02 [5] (0:11.18)	0:11.84 [3] (0:11.84)
Average Speed [km/h]	47.5	65.2	64.5	65.8	64.4	64.7	60.8
Top Speed [km/h]	65.0	65.6	65.7	66.9	65.9	65.5	63.6
Avg. Dist. to Rail [m]	5.3	0.8	0.7	0.8	2.8	4.4	5.9
Avg. Stride Freq. [Hz]	2.2	2.4	2.4	2.4	2.4	2.4	2.3
Avg. Stride Length [m]	5.9	7.7	7.6	7.8	7.6	7.5	7.3



- [] Ranking at each section and finish
- .-.- No data available at this section
- NA No data available



Horse/Jockey Name	Moenave
Final Rank	3
Fastest Section Time (Section)	0:10.96 (800m)
Top Speed [km/h] (Section)	67.5 (800m)
Race State	Finished



Townsville QLD Professional

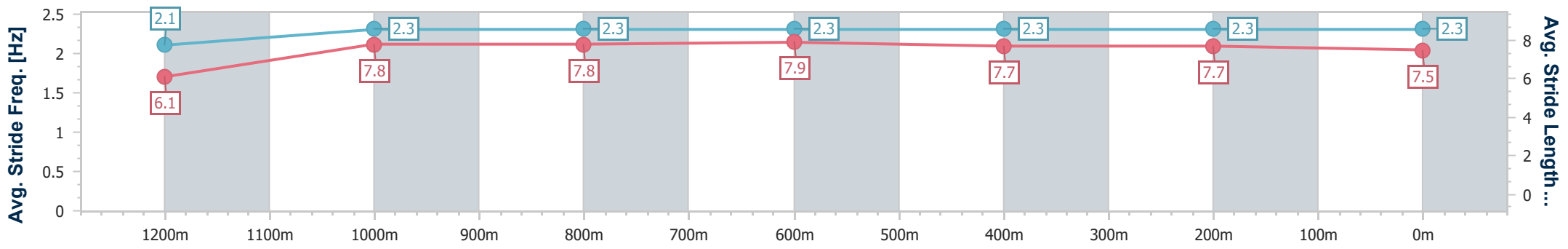
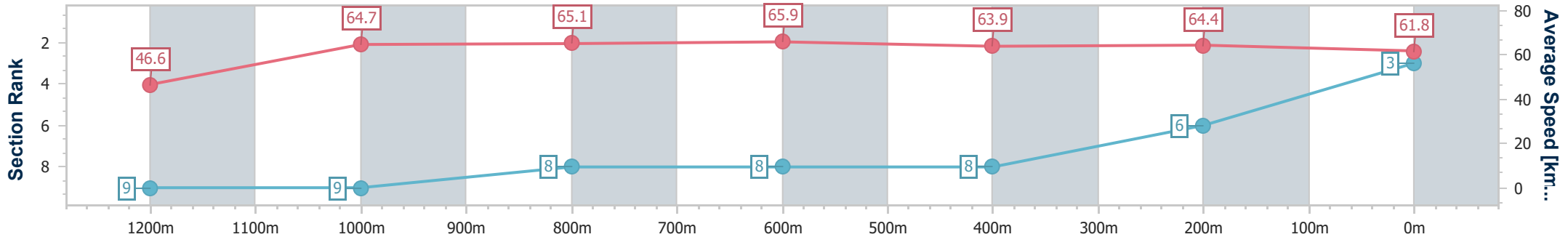
Race 6: LADBROKES ODDS SURGE OPEN Handicap - 1400m

05 December 2024 - 16:10

Track Rating: Soft 6, Weather: Overcast, Rail Position: +6m 1000m-
W/Post; +2m Remainder



Section	Overall	1200m	1000m	800m	600m	400m	200m							
Section Times	1:22.84 [3] (0:15.46)	1:07.38 [9] (0:11.11)	0:56.27 [9] (0:11.00)	0:45.27 [8] (0:10.96)	0:34.31 [8] (0:11.41)	0:22.90 [8] (0:11.24)	0:11.66 [6] (0:11.66)							
Average Speed [km/h]	46.6	64.7	65.1	65.9	63.9	64.4	61.8							
Top Speed [km/h]	63.6	65.4	66.1	67.5	65.3	65.4	64.3							
Avg. Dist. to Rail [m]	5.0	0.6	1.1	0.9	2.6	4.2	8.1							
Avg. Stride Freq. [Hz]	2.1	2.3	2.3	2.3	2.3	2.3	2.3							
Avg. Stride Length [m]	6.1	7.8	7.8	7.9	7.7	7.7	7.5							



- [] Ranking at each section and finish
- .-.- No data available at this section
- NA No data available



Horse/Jockey Name	Miss Seattle
Final Rank	4
Fastest Section Time (Section)	0:10.78 (1200m)
Top Speed [km/h] (Section)	68.1 (1200m)
Race State	Finished



Townsville QLD Professional

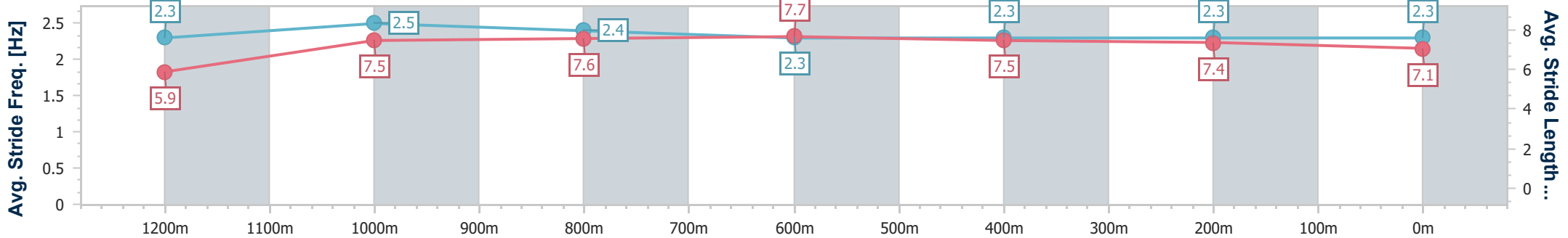
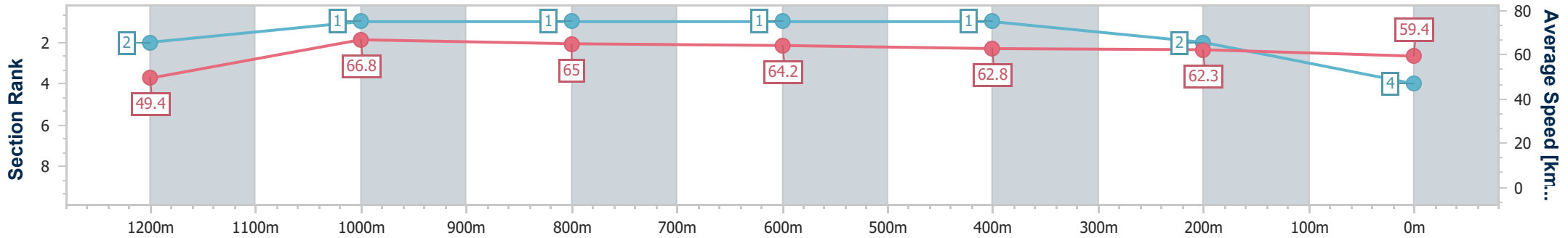
Race 6: LADBROKES ODDS SURGE OPEN Handicap - 1400m

05 December 2024 - 16:10

Track Rating: Soft 6, Weather: Overcast, Rail Position: +6m 1000m-
W/Post; +2m Remainder



Section	Overall	1200m	1000m	800m	600m	400m	200m
Section Times	1:22.94 [4] (0:14.60)	1:08.34 [2] (0:10.78)	0:57.56 [1] (0:11.08)	0:46.48 [1] (0:11.25)	0:35.23 [1] (0:11.52)	0:23.71 [1] (0:11.59)	0:12.12 [2] (0:12.12)
Average Speed [km/h]	49.4	66.8	65.0	64.2	62.8	62.3	59.4
Top Speed [km/h]	67.2	68.1	65.6	65.0	63.5	62.9	61.4
Avg. Dist. to Rail [m]	8.7	1.5	0.7	0.9	0.9	2.7	3.3
Avg. Stride Freq. [Hz]	2.3	2.5	2.4	2.3	2.3	2.3	2.3
Avg. Stride Length [m]	5.9	7.5	7.6	7.7	7.5	7.4	7.1



- [] Ranking at each section and finish
- .-.- No data available at this section
- NA No data available



Horse/Jockey Name	Lady Rain
Final Rank	5
Fastest Section Time (Section)	0:11.01 (1200m)
Top Speed [km/h] (Section)	67.0 (800m)
Race State	Finished



Townsville QLD Professional

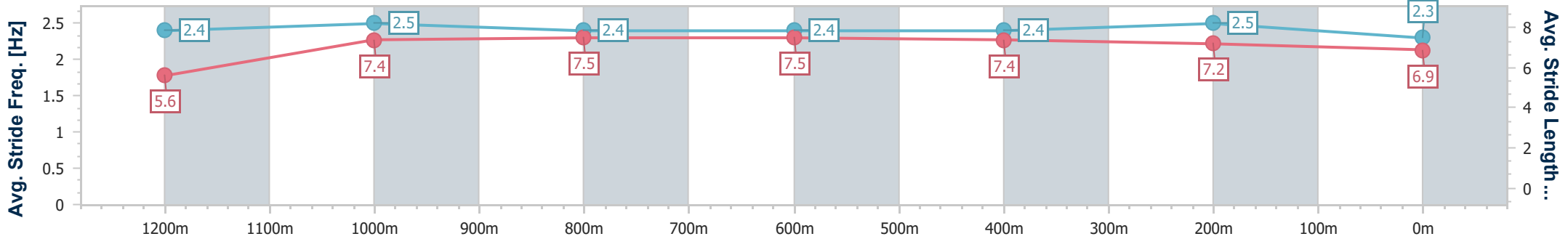
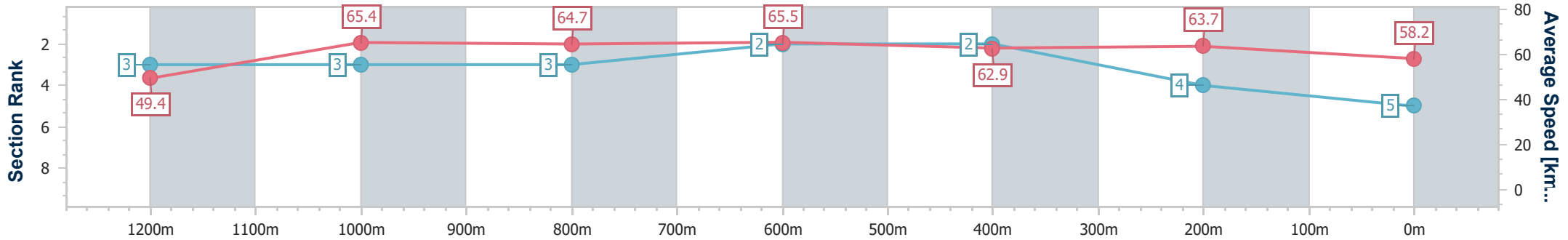
Race 6: LADBROKES ODDS SURGE OPEN Handicap - 1400m

05 December 2024 - 16:10

Track Rating: Soft 6, Weather: Overcast, Rail Position: +6m 1000m-
W/Post; +2m Remainder



Section	Overall	1200m	1000m	800m	600m	400m	200m
Section Times	1:23.26 [5] (0:14.60)	1:08.66 [3] (0:11.01)	0:57.65 [3] (0:11.11)	0:46.54 [3] (0:11.19)	0:35.35 [2] (0:11.63)	0:23.72 [2] (0:11.34)	0:12.38 [4] (0:12.38)
Average Speed [km/h]	49.4	65.4	64.7	65.5	62.9	63.7	58.2
Top Speed [km/h]	66.1	66.3	66.2	67.0	64.9	66.4	61.8
Avg. Dist. to Rail [m]	5.5	0.5	1.3	3.6	3.4	2.5	3.5
Avg. Stride Freq. [Hz]	2.4	2.5	2.4	2.4	2.4	2.5	2.3
Avg. Stride Length [m]	5.6	7.4	7.5	7.5	7.4	7.2	6.9



- [] Ranking at each section and finish
- .-.- No data available at this section
- NA No data available



Horse/Jockey Name	Crystal Chief
Final Rank	6
Fastest Section Time (Section)	0:10.97 (1200m)
Top Speed [km/h] (Section)	66.3 (1200m)
Race State	Finished



Townsville QLD Professional

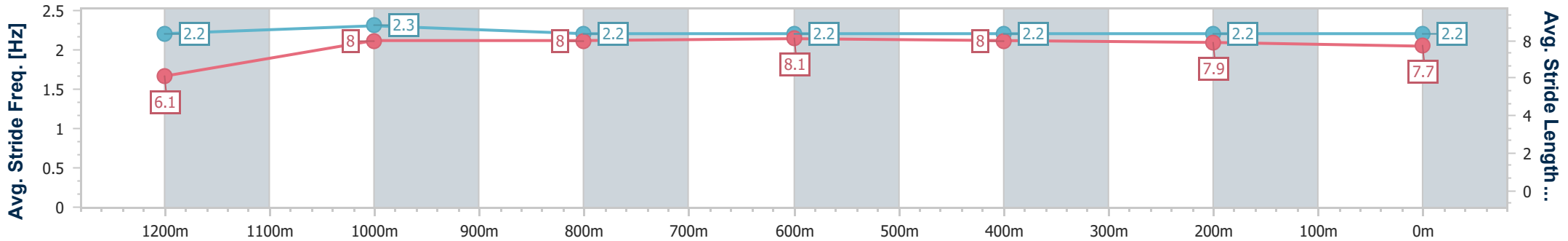
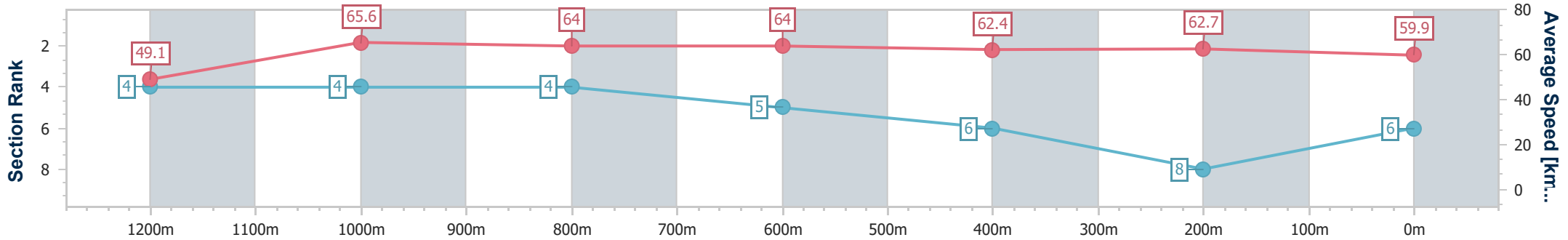
Race 6: LADBROKES ODDS SURGE OPEN Handicap - 1400m

05 December 2024 - 16:10

Track Rating: Soft 6, Weather: Overcast, Rail Position: +6m 1000m-
W/Post; +2m Remainder



Section	Overall	1200m	1000m	800m	600m	400m	200m
Section Times	1:23.32 [6] (0:14.68)	1:08.64 [4] (0:10.97)	0:57.67 [4] (0:11.18)	0:46.49 [4] (0:11.31)	0:35.18 [5] (0:11.63)	0:23.55 [6] (0:11.53)	0:12.02 [8] (0:12.02)
Average Speed [km/h]	49.1	65.6	64.0	64.0	62.4	62.7	59.9
Top Speed [km/h]	64.8	66.3	65.0	64.7	63.3	63.2	62.9
Avg. Dist. to Rail [m]	3.0	0.6	1.1	1.2	1.8	2.0	1.6
Avg. Stride Freq. [Hz]	2.2	2.3	2.2	2.2	2.2	2.2	2.2
Avg. Stride Length [m]	6.1	8.0	8.0	8.1	8.0	7.9	7.7



- [] Ranking at each section and finish
- .-.- No data available at this section
- NA No data available



Horse/Jockey Name	Brad
Final Rank	7
Fastest Section Time (Section)	0:10.97 (1200m)
Top Speed [km/h] (Section)	66.9 (1200m)
Race State	Finished



Townsville QLD Professional

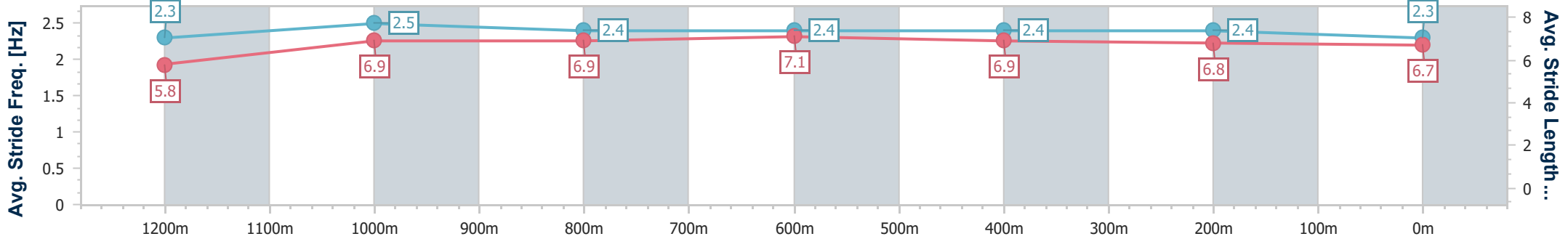
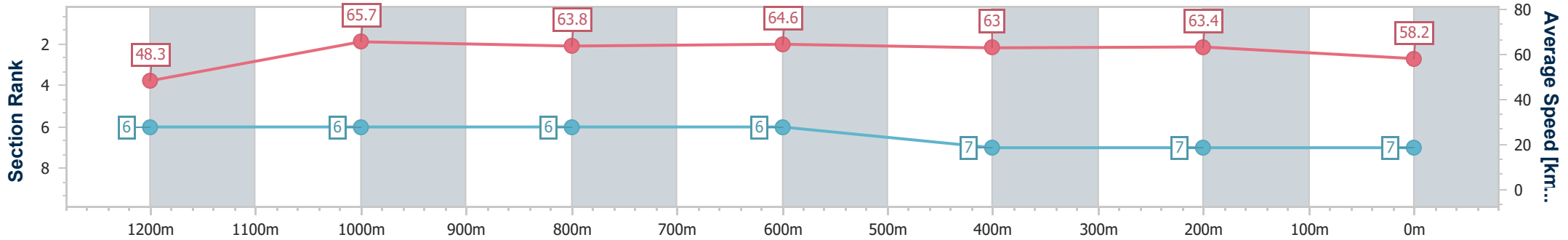
Race 6: LADBROKES ODDS SURGE OPEN Handicap - 1400m

05 December 2024 - 16:10

Track Rating: Soft 6, Weather: Overcast, Rail Position: +6m 1000m-
W/Post; +2m Remainder



Section	Overall	1200m	1000m	800m	600m	400m	200m
Section Times	1:23.62 [7] (0:14.92)	1:08.70 [6] (0:10.97)	0:57.73 [6] (0:11.24)	0:46.49 [6] (0:11.17)	0:35.32 [6] (0:11.55)	0:23.77 [7] (0:11.42)	0:12.35 [7] (0:12.35)
Average Speed [km/h]	48.3	65.7	63.8	64.6	63.0	63.4	58.2
Top Speed [km/h]	64.6	66.9	66.1	65.1	64.6	64.0	62.0
Avg. Dist. to Rail [m]	4.5	0.4	0.6	0.5	1.8	3.6	5.2
Avg. Stride Freq. [Hz]	2.3	2.5	2.4	2.4	2.4	2.4	2.3
Avg. Stride Length [m]	5.8	6.9	6.9	7.1	6.9	6.8	6.7



- [] Ranking at each section and finish
- .-.- No data available at this section
- NA No data available



Horse/Jockey Name	Single Honor
Final Rank	8
Fastest Section Time (Section)	0:10.95 (1200m)
Top Speed [km/h] (Section)	66.7 (1200m)
Race State	Finished



Townsville QLD Professional

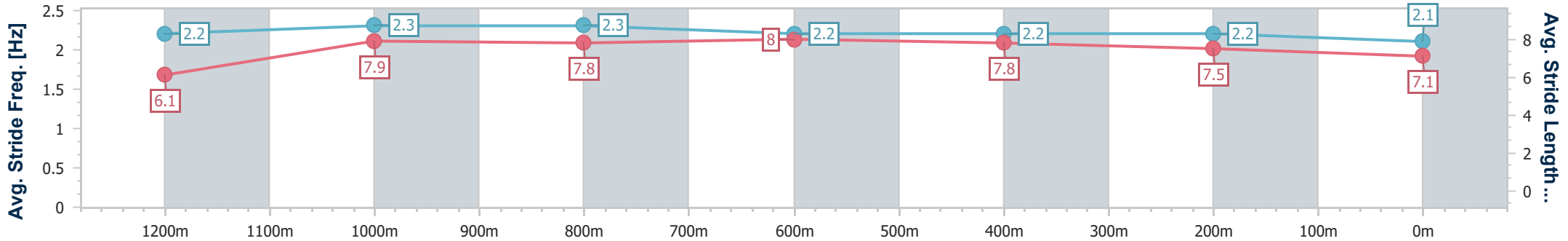
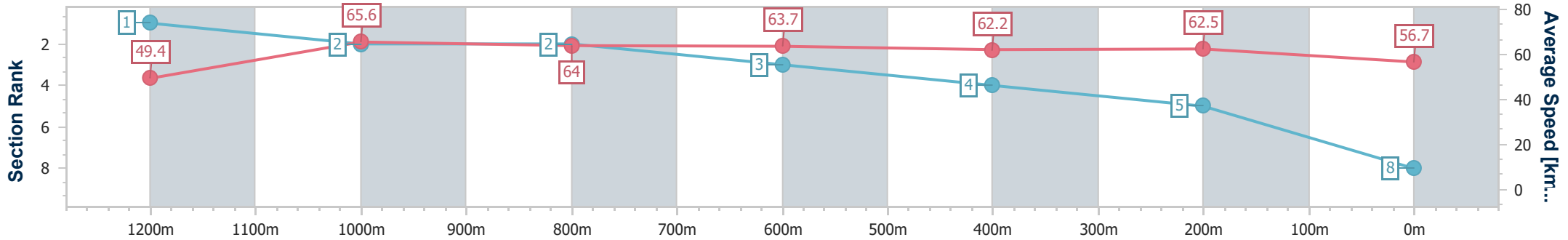
Race 6: LADBROKES ODDS SURGE OPEN Handicap - 1400m

05 December 2024 - 16:10

Track Rating: Soft 6, Weather: Overcast, Rail Position: +6m 1000m-
W/Post; +2m Remainder



Section	Overall	1200m	1000m	800m	600m	400m	200m							
Section Times	1:23.82 [8] (0:14.58)	1:09.24 [1] (0:10.95)	0:58.29 [2] (0:11.11)	0:47.18 [2] (0:11.32)	0:35.86 [3] (0:11.64)	0:24.22 [4] (0:11.54)	0:12.68 [5] (0:12.68)							
Average Speed [km/h]	49.4	65.6	64.0	63.7	62.2	62.5	56.7							
Top Speed [km/h]	66.5	66.7	64.6	64.8	63.1	63.0	61.3							
Avg. Dist. to Rail [m]	3.0	1.2	2.2	0.4	1.0	2.0	2.8							
Avg. Stride Freq. [Hz]	2.2	2.3	2.3	2.2	2.2	2.2	2.1							
Avg. Stride Length [m]	6.1	7.9	7.8	8.0	7.8	7.5	7.1							



- [] Ranking at each section and finish
- .-.- No data available at this section
- NA No data available



Horse/Jockey Name	Love On Sunday
Final Rank	9
Fastest Section Time (Section)	0:11.05 (800m)
Top Speed [km/h] (Section)	66.9 (800m)
Race State	Finished



Townsville QLD Professional

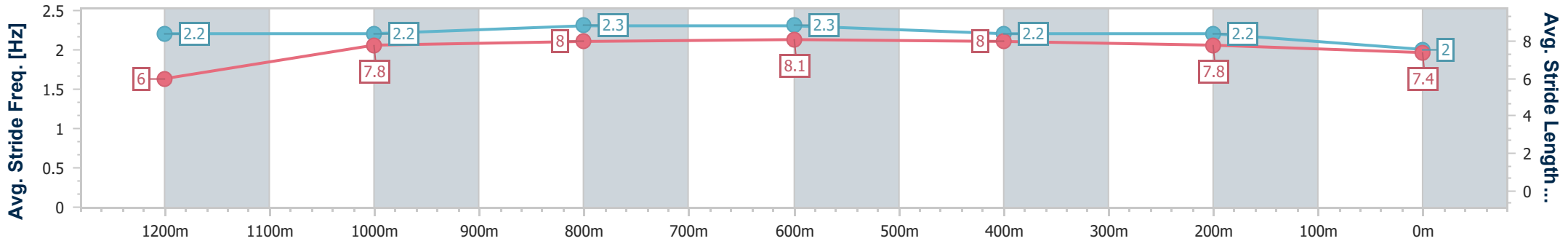
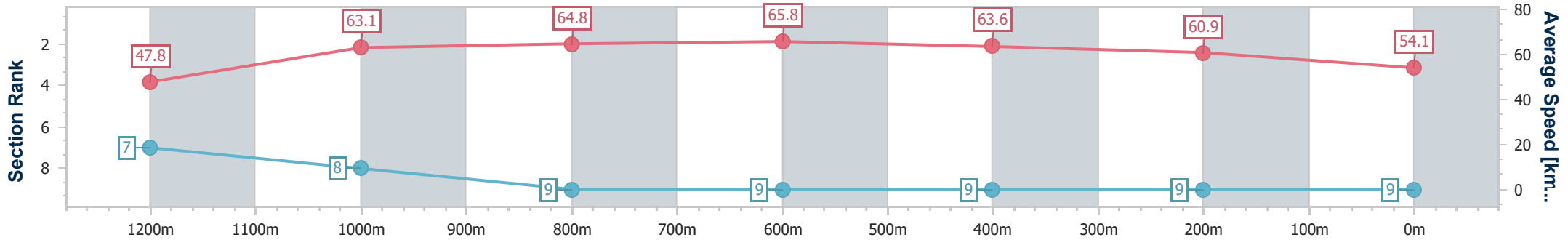
Race 6: LADBROKES ODDS SURGE OPEN Handicap - 1400m

05 December 2024 - 16:10

Track Rating: Soft 6, Weather: Overcast, Rail Position: +6m 1000m-
W/Post; +2m Remainder



Section	Overall	1200m	1000m	800m	600m	400m	200m
Section Times	1:25.39 [9] (0:15.11)	1:10.28 [7] (0:11.41)	0:58.87 [8] (0:11.11)	0:47.76 [9] (0:11.05)	0:36.71 [9] (0:11.51)	0:25.20 [9] (0:11.88)	0:13.32 [9] (0:13.32)
Average Speed [km/h]	47.8	63.1	64.8	65.8	63.6	60.9	54.1
Top Speed [km/h]	63.7	64.4	65.7	66.9	65.3	62.2	60.6
Avg. Dist. to Rail [m]	7.8	1.6	0.8	1.8	3.5	4.2	6.0
Avg. Stride Freq. [Hz]	2.2	2.2	2.3	2.3	2.2	2.2	2.0
Avg. Stride Length [m]	6.0	7.8	8.0	8.1	8.0	7.8	7.4



- [] Ranking at each section and finish
- .-.- No data available at this section
- NA No data available



Townsville QLD Professional

Race 7: MITAVITE Class 3 Plate - 1400m

05 December 2024 - 16:50



Track Rating: Soft 6, Weather: Overcast, Rail Position: +6m 1000m-W/Post; +2m Remainder

Section		Overall							Last 600m			
Field Times		1:23.32	1:08.72	0:57.46	0:46.07	0:34.73	0:23.53	0:34.73				
		(0:14.60)	(0:11.26)	(0:11.39)	(0:11.34)	(0:11.20)	(0:11.54)					
Rank	TAB Horse/Jockey	Barrier	Top Speed [km/h]	Fastest Section	Overall	1200m	1000m	800m	600m	400m	Last 600m	Distance Travelled [m]
1	4 VALENKI Lacey Morrison	8	65.9 800m	0:11.15 600m	1:23.32 [1] (0:15.08)	1:08.24 [6] (0:11.53)	0:56.71 [7] (0:11.44)	0:45.27 [8] (0:11.26)	0:34.01 [8] (0:11.15)	0:22.86 [8] (0:11.28)	0:34.01	
2	5 BRASCO Adam Sewell	1	65.6 400m	0:11.20 600m	1:23.42 [2] (0:15.11)	1:08.31 [7] (0:11.31)	0:57.00 [6] (0:11.27)	0:45.73 [5] (0:11.30)	0:34.43 [5] (0:11.20)	0:23.23 [5] (0:11.35)	0:34.43	-5
3	8 READY TO PARDON Ryan Wiggins	6	66.0 600m	0:11.22 1200m	1:23.52 [3] (0:14.72)	1:08.80 [2] (0:11.22)	0:57.58 [2] (0:11.31)	0:46.27 [1] (0:11.34)	0:34.93 [1] (0:11.30)	0:23.63 [2] (0:11.44)	0:34.93	-2
4	6 CANDLELIT Jackson Murphy	9	65.2 600m	0:11.19 800m	1:23.62 [4] (0:14.96)	1:08.66 [5] (0:11.41)	0:57.25 [5] (0:11.46)	0:45.79 [6] (0:11.19)	0:34.60 [6] (0:11.28)	0:23.32 [6] (0:11.34)	0:34.60	+1
5	3 TALONS Sean Cormack	3	66.1 600m	0:11.18 600m	1:23.74 [5] (0:15.15)	1:08.59 [8] (0:11.46)	0:57.13 [8] (0:11.30)	0:45.83 [7] (0:11.30)	0:34.53 [7] (0:11.18)	0:23.35 [7] (0:11.26)	0:34.53	-1
6	2 SO OUTRAGEOUS Gabrielle Semmens	4	65.5 600m	0:11.19 600m	1:23.85 [6] (0:14.60)	1:09.25 [1] (0:11.26)	0:57.99 [1] (0:11.43)	0:46.56 [2] (0:11.31)	0:35.25 [2] (0:11.19)	0:24.06 [1] (0:11.60)	0:35.25	-4
7	9 SPECIALTIE Ashley Butler	7	65.9 600m	0:11.28 1200m	1:24.00 [7] (0:14.94)	1:09.06 [4] (0:11.28)	0:57.78 [3] (0:11.32)	0:46.46 [4] (0:11.28)	0:35.18 [4] (0:11.32)	0:23.86 [3] (0:11.56)	0:35.18	+1
8	1 OUTBACK STEP Nikki Olzard	2	65.1 600m	0:11.27 800m	1:24.03 [8] (0:14.89)	1:09.14 [3] (0:11.36)	0:57.78 [4] (0:11.28)	0:46.50 [3] (0:11.27)	0:35.23 [3] (0:11.37)	0:23.86 [4] (0:11.51)	0:35.23	+1
9	10 SHE'S REWARDING Pietro Romeo	5	68.4 600m	0:11.05 600m	1:24.10 [9] (0:15.35)	1:08.75 [9] (0:11.45)	0:57.30 [9] (0:11.42)	0:45.88 [9] (0:11.27)	0:34.61 [9] (0:11.05)	0:23.56 [9] (0:11.29)	0:34.61	+1

Scratched: Eyes Are Lion (#7), Naheightkay (#11)

[] Ranking at each section and finish
 -:-:- No data available at this section
 NA No data available

SCN Saddle cloth number
 DNF Did not finish
 DNT Did not track



Townsville QLD Professional

Race 7: MITAVITE Class 3 Plate - 1400m

05 December 2024 - 16:50



Track Rating: Soft 6, Weather: Overcast, Rail Position: +6m 1000m-W/Post; +2m Remainder

Section							200m			Last 600m
Field Times							0:11.99			0:34.73
Rank	TAB	Horse/Jockey	Barrier	Top Speed [km/h]	Fastest Section	Margin			Distance Travelled [m]	
1	4	VALENKI Lacey Morrison	8	65.9 800m	0:11.15 600m	0:11.58 [8] (0:11.58)	1:23.32		0:34.01	
2	5	BRASCO Adam Sewell	1	65.6 400m	0:11.20 600m	0:11.88 [3] (0:11.88)	0.59L		0:34.43 -5	
3	8	READY TO PARDON Ryan Wiggins	6	66.0 600m	0:11.22 1200m	0:12.19 [1] (0:12.19)	1.14L		0:34.93 -2	
4	6	CANDLELIT Jackson Murphy	9	65.2 600m	0:11.19 800m	0:11.98 [4] (0:11.98)	1.78L		0:34.60 +1	
5	3	TALONS Sean Cormack	3	66.1 600m	0:11.18 600m	0:12.09 [5] (0:12.09)	2.44L		0:34.53 -1	
6	2	SO OUTRAGEOUS Gabrielle Semmens	4	65.5 600m	0:11.19 600m	0:12.46 [2] (0:12.46)	3.13L		0:35.25 -4	
7	9	SPECIALTIE Ashley Butler	7	65.9 600m	0:11.28 1200m	0:12.30 [7] (0:12.30)	3.97L		0:35.18 +1	
8	1	OUTBACK STEP Nikki Olzard	2	65.1 600m	0:11.27 800m	0:12.35 [6] (0:12.35)	4.15L		0:35.23 +1	
9	10	SHE'S REWARDING Pietro Romeo	5	68.4 600m	0:11.05 600m	0:12.27 [9] (0:12.27)	4.57L		0:34.61 +1	

Scratched: Eyes Are Lion (#7), Naheightkay (#11)



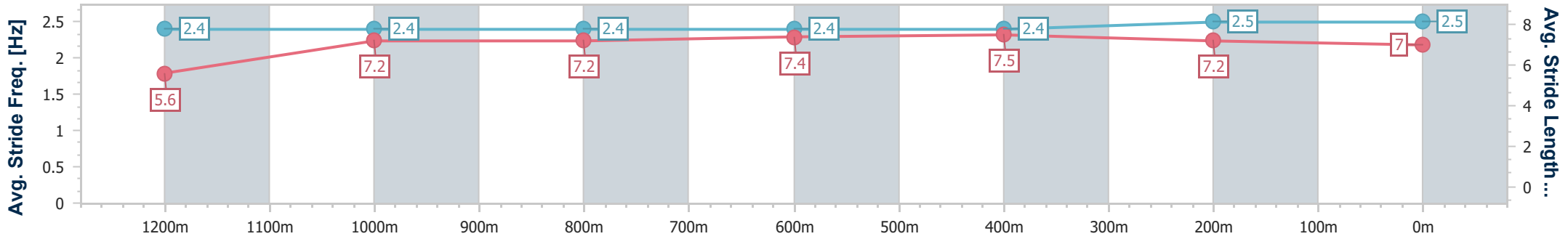
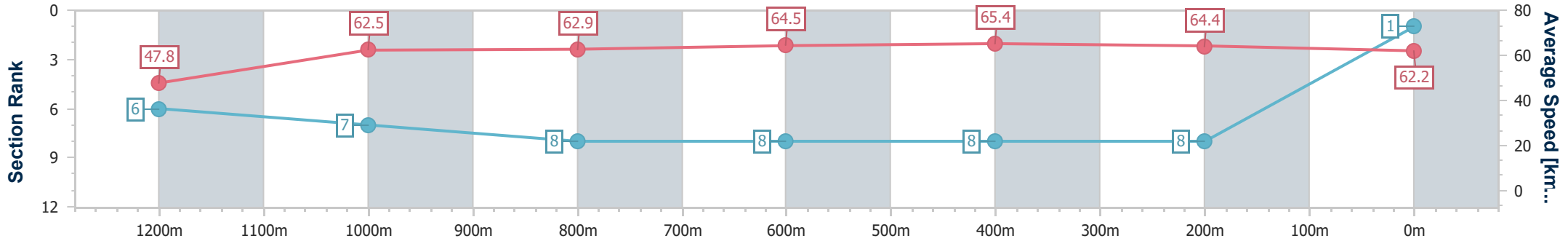
Horse/Jockey Name	Valenki
Final Rank	1
Fastest Section Time (Section)	0:11.15 (600m)
Top Speed [km/h] (Section)	65.9 (800m)
Race State	Finished



Townsville QLD Professional
Race 7: MITAVITE Class 3 Plate - 1400m
 05 December 2024 - 16:50
 Track Rating: Soft 6, Weather: Overcast, Rail Position: +6m 1000m-
 W/Post; +2m Remainder



Section	Overall	1200m	1000m	800m	600m	400m	200m
Section Times	1:23.32 [1] (0:15.08)	1:08.24 [6] (0:11.53)	0:56.71 [7] (0:11.44)	0:45.27 [8] (0:11.26)	0:34.01 [8] (0:11.15)	0:22.86 [8] (0:11.28)	0:11.58 [8] (0:11.58)
Average Speed [km/h]	47.8	62.5	62.9	64.5	65.4	64.4	62.2
Top Speed [km/h]	63.3	63.6	63.9	65.9	65.9	65.1	63.8
Avg. Dist. to Rail [m]	7.4	0.9	0.6	1.7	2.5	5.8	7.8
Avg. Stride Freq. [Hz]	2.4	2.4	2.4	2.4	2.4	2.5	2.5
Avg. Stride Length [m]	5.6	7.2	7.2	7.4	7.5	7.2	7.0



- [] Ranking at each section and finish
- .-.- No data available at this section
- NA No data available



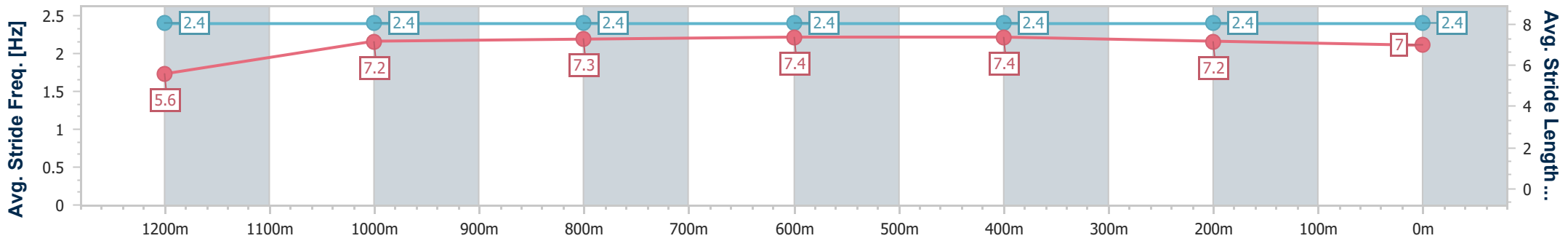
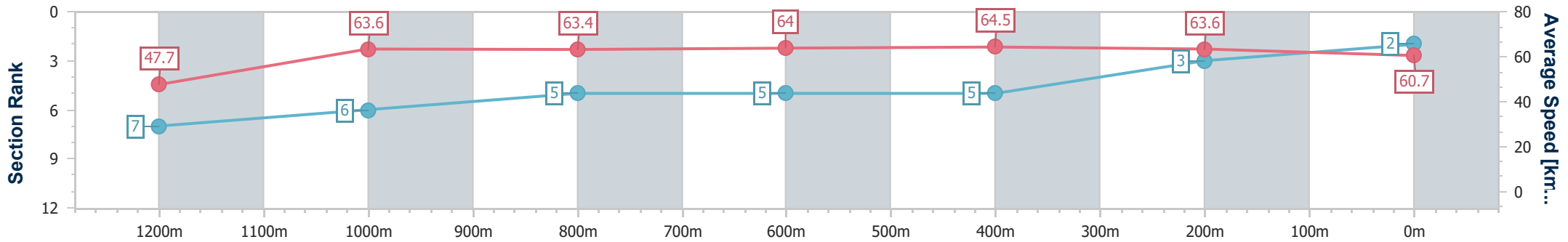
Horse/Jockey Name	Brasco
Final Rank	2
Fastest Section Time (Section)	0:11.20 (600m)
Top Speed [km/h] (Section)	65.6 (400m)
Race State	Finished



Townsville QLD Professional
 Race 7: MITAVITE Class 3 Plate - 1400m
 05 December 2024 - 16:50
 Track Rating: Soft 6, Weather: Overcast, Rail Position: +6m 1000m-
 W/Post; +2m Remainder



Section	Overall	1200m	1000m	800m	600m	400m	200m
Section Times	1:23.42 [2] (0:15.11)	1:08.31 [7] (0:11.31)	0:57.00 [6] (0:11.27)	0:45.73 [5] (0:11.30)	0:34.43 [5] (0:11.20)	0:23.23 [5] (0:11.35)	0:11.88 [3] (0:11.88)
Average Speed [km/h]	47.7	63.6	63.4	64.0	64.5	63.6	60.7
Top Speed [km/h]	64.6	64.3	63.8	65.0	65.4	65.6	62.6
Avg. Dist. to Rail [m]	3.4	1.2	1.5	1.2	1.0	2.5	5.1
Avg. Stride Freq. [Hz]	2.4	2.4	2.4	2.4	2.4	2.4	2.4
Avg. Stride Length [m]	5.6	7.2	7.3	7.4	7.4	7.2	7.0



- [] Ranking at each section and finish
- .-.- No data available at this section
- NA No data available



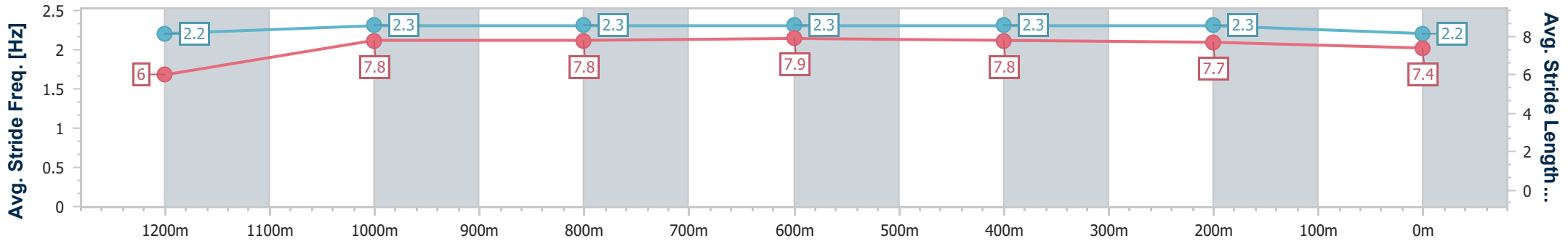
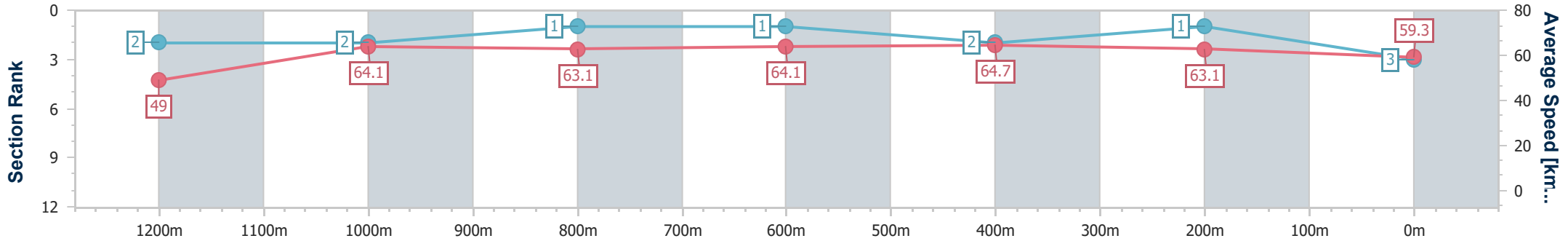
Horse/Jockey Name	Ready To Pardon
Final Rank	3
Fastest Section Time (Section)	0:11.22 (1200m)
Top Speed [km/h] (Section)	66.0 (600m)
Race State	Finished



Townsville QLD Professional
 Race 7: MITAVITE Class 3 Plate - 1400m
 05 December 2024 - 16:50
 Track Rating: Soft 6, Weather: Overcast, Rail Position: +6m 1000m-
 W/Post; +2m Remainder



Section	Overall	1200m	1000m	800m	600m	400m	200m
Section Times	1:23.52 [3] (0:14.72)	1:08.80 [2] (0:11.22)	0:57.58 [2] (0:11.31)	0:46.27 [1] (0:11.34)	0:34.93 [1] (0:11.30)	0:23.63 [2] (0:11.44)	0:12.19 [1] (0:12.19)
Average Speed [km/h]	49.0	64.1	63.1	64.1	64.7	63.1	59.3
Top Speed [km/h]	65.9	64.6	63.7	64.6	66.0	64.7	61.9
Avg. Dist. to Rail [m]	4.5	1.5	1.6	2.1	3.1	1.8	1.7
Avg. Stride Freq. [Hz]	2.2	2.3	2.3	2.3	2.3	2.3	2.2
Avg. Stride Length [m]	6.0	7.8	7.8	7.9	7.8	7.7	7.4



- [] Ranking at each section and finish
- .-.- No data available at this section
- NA No data available



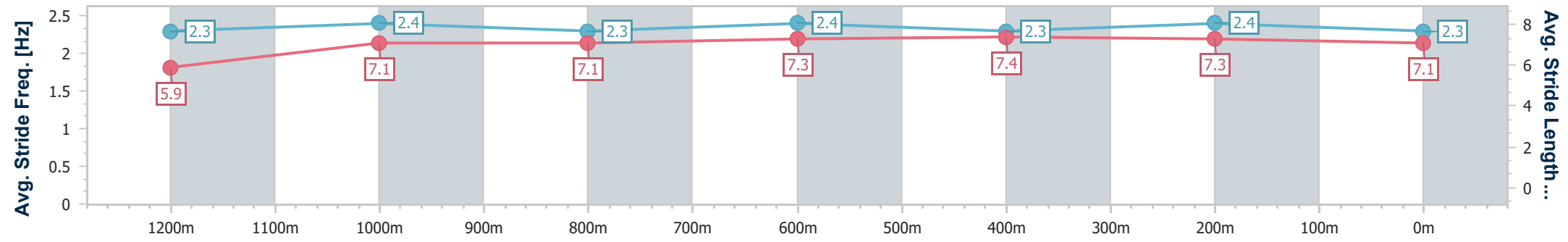
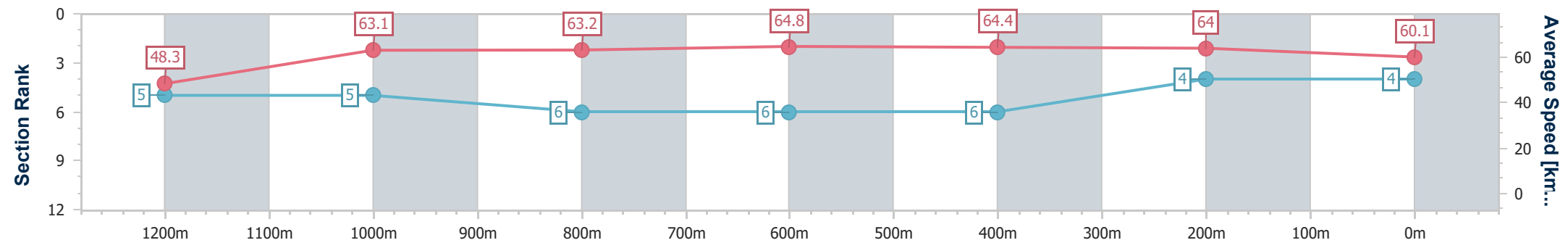
Horse/Jockey Name	Candlelit
Final Rank	4
Fastest Section Time (Section)	0:11.19 (800m)
Top Speed [km/h] (Section)	65.2 (600m)
Race State	Finished



Townsville QLD Professional
 Race 7: MITAVITE Class 3 Plate - 1400m
 05 December 2024 - 16:50
 Track Rating: Soft 6, Weather: Overcast, Rail Position: +6m 1000m-
 W/Post; +2m Remainder



Section	Overall	1200m	1000m	800m	600m	400m	200m
Section Times	1:23.62 [4] (0:14.96)	1:08.66 [5] (0:11.41)	0:57.25 [5] (0:11.46)	0:45.79 [6] (0:11.19)	0:34.60 [6] (0:11.28)	0:23.32 [6] (0:11.34)	0:11.98 [4] (0:11.98)
Average Speed [km/h]	48.3	63.1	63.2	64.8	64.4	64.0	60.1
Top Speed [km/h]	63.8	63.6	64.1	65.2	65.2	64.4	62.7
Avg. Dist. to Rail [m]	10.3	3.3	1.1	1.6	2.3	4.3	5.6
Avg. Stride Freq. [Hz]	2.3	2.4	2.3	2.4	2.3	2.4	2.3
Avg. Stride Length [m]	5.9	7.1	7.1	7.3	7.4	7.3	7.1



- [] Ranking at each section and finish
- .-.- No data available at this section
- NA No data available



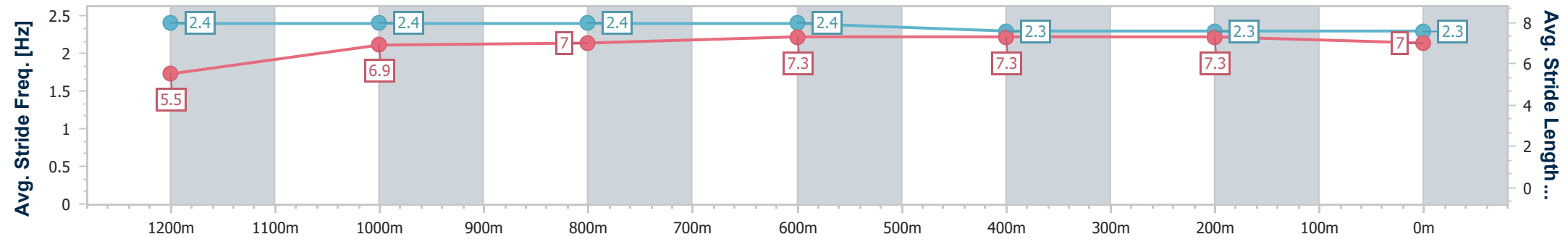
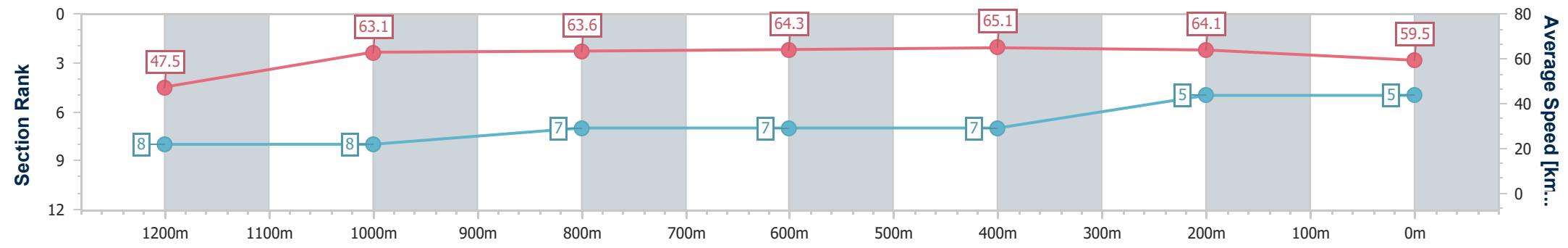
Horse/Jockey Name	Talons
Final Rank	5
Fastest Section Time (Section)	0:11.18 (600m)
Top Speed [km/h] (Section)	66.1 (600m)
Race State	Finished



Townsville QLD Professional
 Race 7: MITAVITE Class 3 Plate - 1400m
 05 December 2024 - 16:50
 Track Rating: Soft 6, Weather: Overcast, Rail Position: +6m 1000m-
 W/Post; +2m Remainder



Section	Overall	1200m	1000m	800m	600m	400m	200m
Section Times	1:23.74 [5] (0:15.15)	1:08.59 [8] (0:11.46)	0:57.13 [8] (0:11.30)	0:45.83 [7] (0:11.30)	0:34.53 [7] (0:11.18)	0:23.35 [7] (0:11.26)	0:12.09 [5] (0:12.09)
Average Speed [km/h]	47.5	63.1	63.6	64.3	65.1	64.1	59.5
Top Speed [km/h]	63.1	64.0	64.7	65.4	66.1	65.0	62.5
Avg. Dist. to Rail [m]	5.4	1.2	0.8	2.3	2.0	1.2	1.5
Avg. Stride Freq. [Hz]	2.4	2.4	2.4	2.4	2.3	2.3	2.3
Avg. Stride Length [m]	5.5	6.9	7.0	7.3	7.3	7.3	7.0



- [] Ranking at each section and finish
- .-.- No data available at this section
- NA No data available



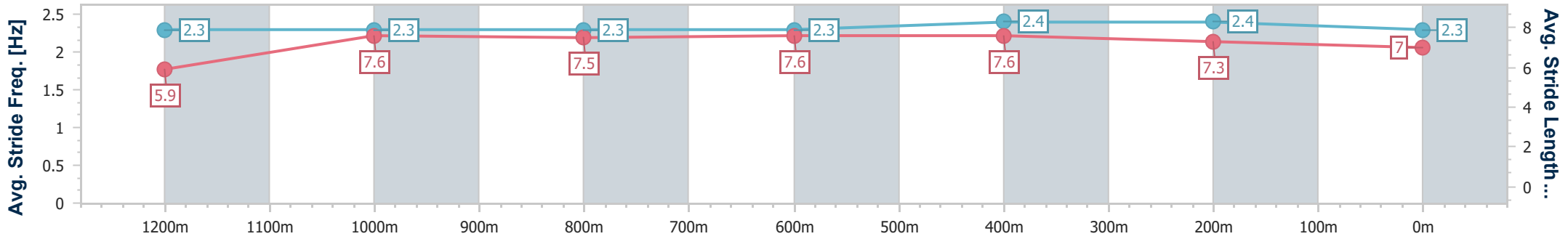
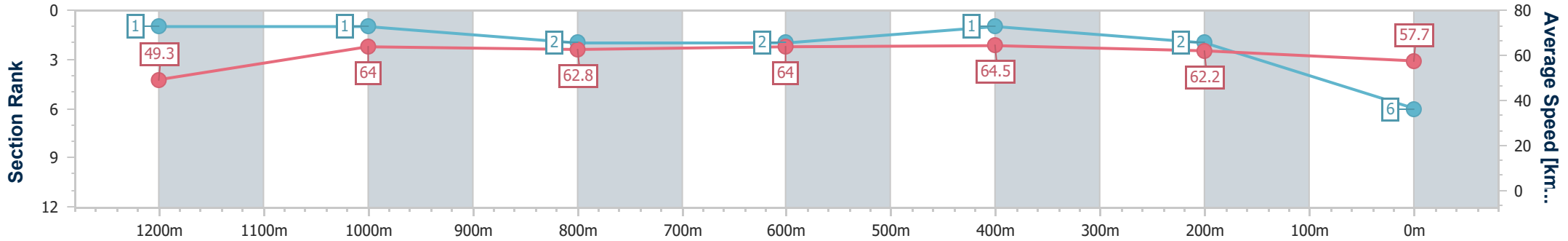
Horse/Jockey Name	So Outrageous
Final Rank	6
Fastest Section Time (Section)	0:11.19 (600m)
Top Speed [km/h] (Section)	65.5 (600m)
Race State	Finished



Townsville QLD Professional
 Race 7: MITAVITE Class 3 Plate - 1400m
 05 December 2024 - 16:50
 Track Rating: Soft 6, Weather: Overcast, Rail Position: +6m 1000m-
 W/Post; +2m Remainder



Section	Overall	1200m	1000m	800m	600m	400m	200m
Section Times	1:23.85 [6] (0:14.60)	1:09.25 [1] (0:11.26)	0:57.99 [1] (0:11.43)	0:46.56 [2] (0:11.31)	0:35.25 [2] (0:11.19)	0:24.06 [1] (0:11.60)	0:12.46 [2] (0:12.46)
Average Speed [km/h]	49.3	64.0	62.8	64.0	64.5	62.2	57.7
Top Speed [km/h]	64.6	65.1	63.8	64.9	65.5	63.9	59.9
Avg. Dist. to Rail [m]	4.6	0.4	0.6	1.1	0.7	1.0	0.7
Avg. Stride Freq. [Hz]	2.3	2.3	2.3	2.3	2.4	2.4	2.3
Avg. Stride Length [m]	5.9	7.6	7.5	7.6	7.6	7.3	7.0



- [] Ranking at each section and finish
- .-.- No data available at this section
- NA No data available



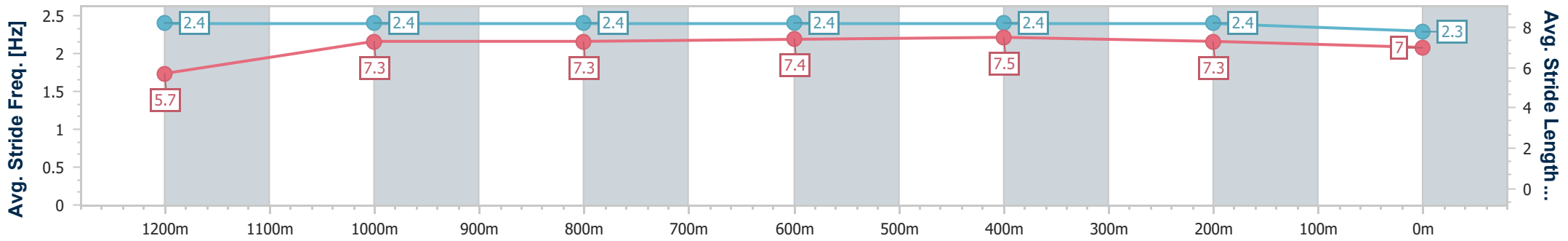
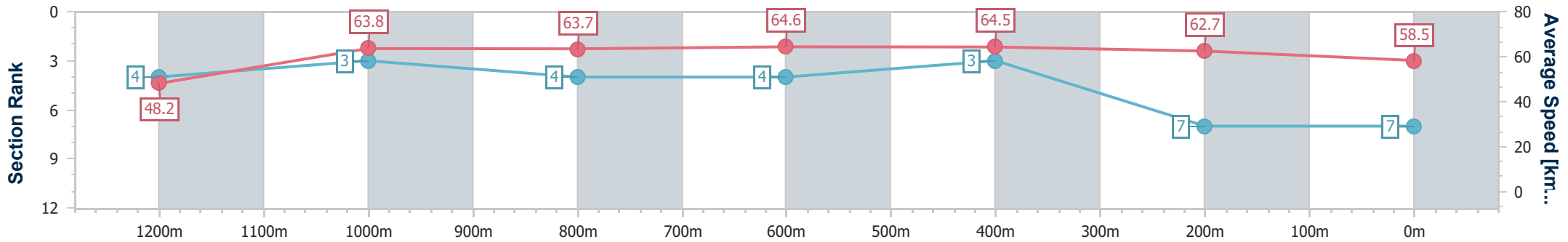
Horse/Jockey Name	Specialtie
Final Rank	7
Fastest Section Time (Section)	0:11.28 (1200m)
Top Speed [km/h] (Section)	65.9 (600m)
Race State	Finished



Townsville QLD Professional
 Race 7: MITAVITE Class 3 Plate - 1400m
 05 December 2024 - 16:50
 Track Rating: Soft 6, Weather: Overcast, Rail Position: +6m 1000m-
 W/Post; +2m Remainder



Section	Overall	1200m	1000m	800m	600m	400m	200m
Section Times	1:24.00 [7] (0:14.94)	1:09.06 [4] (0:11.28)	0:57.78 [3] (0:11.32)	0:46.46 [4] (0:11.28)	0:35.18 [4] (0:11.32)	0:23.86 [3] (0:11.56)	0:12.30 [7] (0:12.30)
Average Speed [km/h]	48.2	63.8	63.7	64.6	64.5	62.7	58.5
Top Speed [km/h]	64.3	64.5	64.8	65.2	65.9	64.2	60.7
Avg. Dist. to Rail [m]	5.8	0.6	0.8	2.5	3.2	4.4	6.3
Avg. Stride Freq. [Hz]	2.4	2.4	2.4	2.4	2.4	2.4	2.3
Avg. Stride Length [m]	5.7	7.3	7.3	7.4	7.5	7.3	7.0



- [] Ranking at each section and finish
- .-.- No data available at this section
- NA No data available



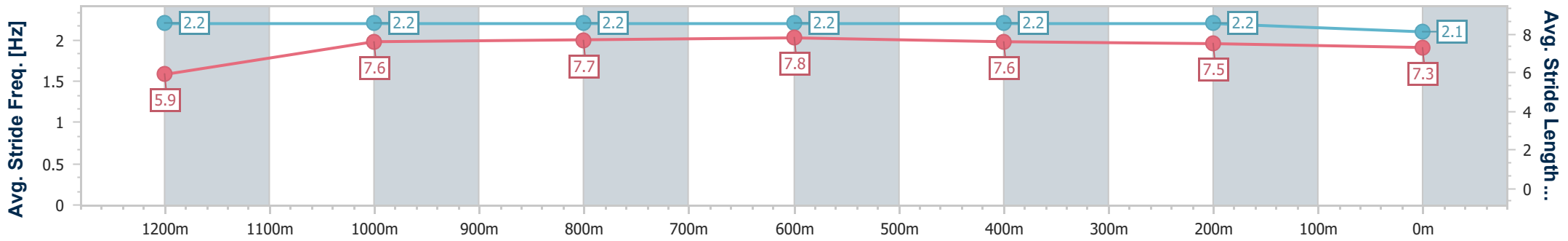
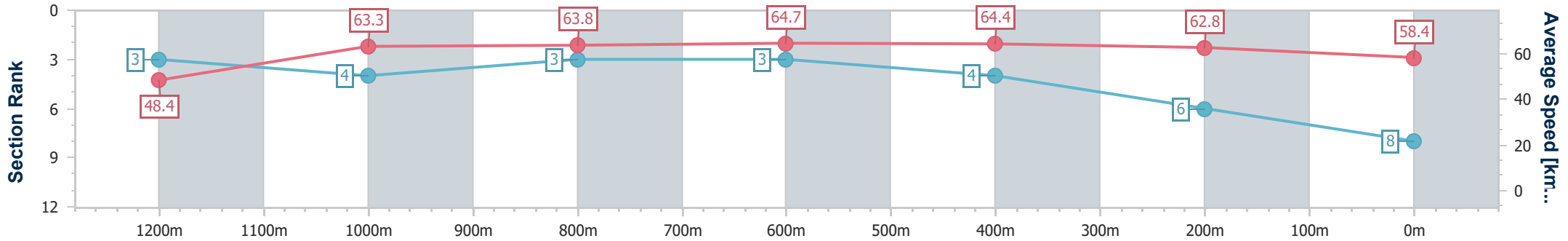
Horse/Jockey Name	Outback Step
Final Rank	8
Fastest Section Time (Section)	0:11.27 (800m)
Top Speed [km/h] (Section)	65.1 (600m)
Race State	Finished



Townsville QLD Professional
 Race 7: MITAVITE Class 3 Plate - 1400m
 05 December 2024 - 16:50
 Track Rating: Soft 6, Weather: Overcast, Rail Position: +6m 1000m-
 W/Post; +2m Remainder



Section	Overall	1200m	1000m	800m	600m	400m	200m
Section Times	1:24.03 [8] (0:14.89)	1:09.14 [3] (0:11.36)	0:57.78 [4] (0:11.28)	0:46.50 [3] (0:11.27)	0:35.23 [3] (0:11.37)	0:23.86 [4] (0:11.51)	0:12.35 [6] (0:12.35)
Average Speed [km/h]	48.4	63.3	63.8	64.7	64.4	62.8	58.4
Top Speed [km/h]	64.1	64.3	64.9	65.0	65.1	64.0	60.6
Avg. Dist. to Rail [m]	4.1	0.7	0.9	2.6	3.4	3.9	4.3
Avg. Stride Freq. [Hz]	2.2	2.2	2.2	2.2	2.2	2.2	2.1
Avg. Stride Length [m]	5.9	7.6	7.7	7.8	7.6	7.5	7.3



- [] Ranking at each section and finish
- .-.- No data available at this section
- NA No data available



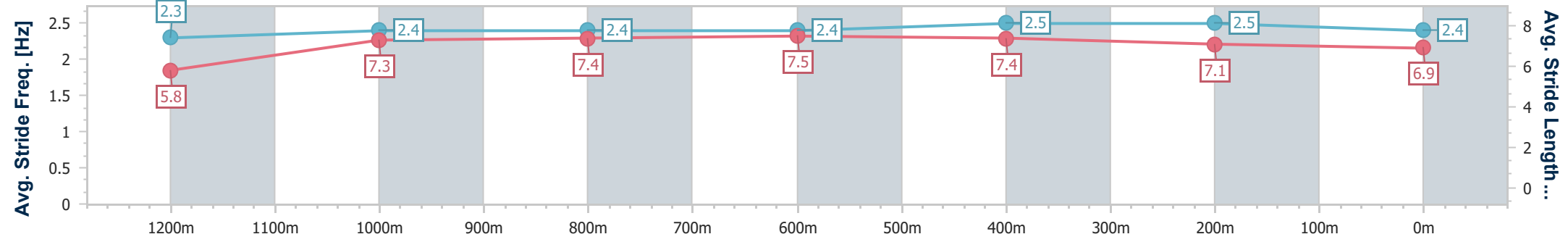
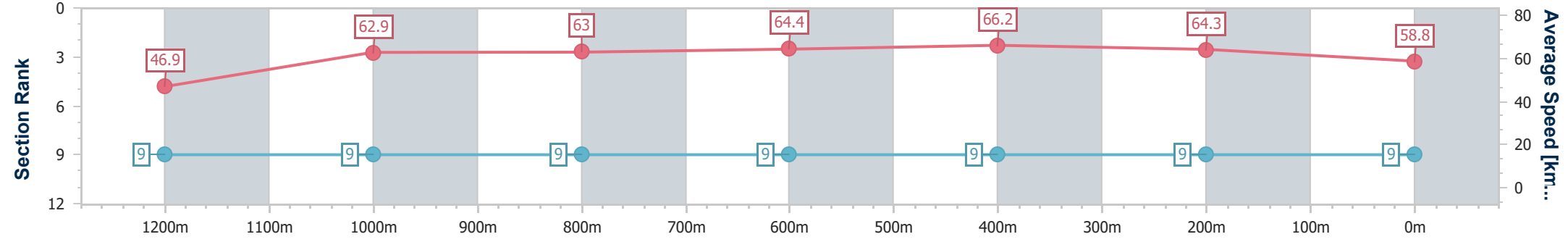
Horse/Jockey Name	She's Rewarding
Final Rank	9
Fastest Section Time (Section)	0:11.05 (600m)
Top Speed [km/h] (Section)	68.4 (600m)
Race State	Finished



Townsville QLD Professional
Race 7: MITAVITE Class 3 Plate - 1400m
 05 December 2024 - 16:50
 Track Rating: Soft 6, Weather: Overcast, Rail Position: +6m 1000m-
 W/Post; +2m Remainder



Section	Overall	1200m	1000m	800m	600m	400m	200m
Section Times	1:24.10 [9] (0:15.35)	1:08.75 [9] (0:11.45)	0:57.30 [9] (0:11.42)	0:45.88 [9] (0:11.27)	0:34.61 [9] (0:11.05)	0:23.56 [9] (0:11.29)	0:12.27 [9] (0:12.27)
Average Speed [km/h]	46.9	62.9	63.0	64.4	66.2	64.3	58.8
Top Speed [km/h]	63.8	64.0	64.4	66.2	68.4	65.6	61.7
Avg. Dist. to Rail [m]	4.8	0.3	0.8	1.6	3.0	6.7	9.4
Avg. Stride Freq. [Hz]	2.3	2.4	2.4	2.4	2.5	2.5	2.4
Avg. Stride Length [m]	5.8	7.3	7.4	7.5	7.4	7.1	6.9



- [] Ranking at each section and finish
- .-.- No data available at this section
- NA No data available



Townsville QLD Professional
Race 8: SHRELLE DEVENEY - 2024 VOLUNTEER OF THE YEAR Class 1
Handicap - 1000m
05 December 2024 - 17:30



Track Rating: Soft 6, Weather: Overcast, Rail Position: +6m 1000m-W/Post; +2m Remainder

Section		Overall	800m	600m	400m	200m	Last 600m					
Field Times		0:56.37 (0:12.82)	0:43.55 (0:10.25)	0:33.30 (0:10.81)	0:22.49 (0:11.01)	0:11.48 (0:11.48)	0:33.30					
Rank	TAB Horse/Jockey	Barrier	Top Speed [km/h]	Fastest Section	Margin					Distance Travelled [m]		
1	9 CUMIN SPINNER Jackson Murphy	5	71.4 Overall	0:10.36 800m	0:56.37 [1] (0:13.12)	0:43.25 [5] (0:10.36)	0:32.89 [5] (0:10.64)	0:22.25 [4] (0:10.96)	0:11.29 [3] (0:11.29)	0:56.37	0:32.89	
2	2 WIN AND TONIC Ashley Butler	10	72.4 Overall	0:10.25 800m	0:56.44 [2] (0:13.07)	0:43.37 [4] (0:10.25)	0:33.12 [3] (0:10.59)	0:22.53 [2] (0:11.08)	0:11.45 [2] (0:11.45)	0.43L	0:33.12	-2
3	5 CATALINA DREAMING Ryan Wiggins	1	72.0 Overall	0:10.25 800m	0:56.45 [3] (0:12.82)	0:43.63 [1] (0:10.25)	0:33.38 [1] (0:10.81)	0:22.57 [1] (0:11.01)	0:11.56 [1] (0:11.56)	0.48L	0:33.38	+0
4	6 KIDSTON Wanderson D'Avila	2	72.5 800m	0:10.18 800m	0:56.64 [4] (0:13.32)	0:43.32 [9] (0:10.18)	0:33.14 [7] (0:10.73)	0:22.41 [6] (0:11.10)	0:11.31 [5] (0:11.31)	1.58L	0:33.14	-2
5	12 ROCKY BLONDE Adam Sewell	3	72.0 800m	0:10.31 800m	0:56.93 [5] (0:13.04)	0:43.89 [3] (0:10.31)	0:33.58 [4] (0:10.77)	0:22.81 [3] (0:11.05)	0:11.76 [4] (0:11.76)	3.31L	0:33.58	-1
6	14 IMPERIUM McKenzie Apel	6	72.1 Overall	0:10.33 800m	0:57.10 [6] (0:13.28)	0:43.82 [8] (0:10.33)	0:33.49 [8] (0:10.74)	0:22.75 [8] (0:11.05)	0:11.70 [8] (0:11.70)	4.27L	0:33.49	+1
7	8 READ 'EM AND WEEP Lacey Morrison	7	72.2 Overall	0:10.27 800m	0:57.18 [7] (0:13.43)	0:43.75 [10] (0:10.27)	0:33.48 [10] (0:10.70)	0:22.78 [9] (0:10.99)	0:11.79 [7] (0:11.79)	4.77L	0:33.48	+1
8	4 WANDERLEI Graham Kliese	9	72.6 800m	0:10.28 800m	0:57.21 [8] (0:13.21)	0:44.00 [7] (0:10.28)	0:33.72 [6] (0:10.81)	0:22.91 [7] (0:11.05)	0:11.86 [6] (0:11.86)	4.95L	0:33.72	+5
9	13 TANTRUMS Nathan Thomas	8	71.1 800m	0:10.43 800m	0:57.52 [9] (0:13.19)	0:44.33 [6] (0:10.43)	0:33.90 [9] (0:10.93)	0:22.97 [10] (0:10.97)	0:12.00 [9] (0:12.00)	6.78L	0:33.90	+7
10	10 MORE THAN YOU Chelsea Jokic	4	71.6 Overall	0:10.35 800m	0:59.26 [10] (0:12.89)	0:46.37 [2] (0:10.35)	0:36.02 [2] (0:10.99)	0:25.03 [5] (0:11.43)	0:13.60 [10] (0:13.60)	16.96L	0:36.02	+1

Scratched: Find My Calm (#11), Hyde Park (#1), Terminus (#3), Mississippi Morn (#7)

[] Ranking at each section and finish
 -:-:- No data available at this section
 NA No data available
 SCN Saddle cloth number
 DNF Did not finish
 DNT Did not track



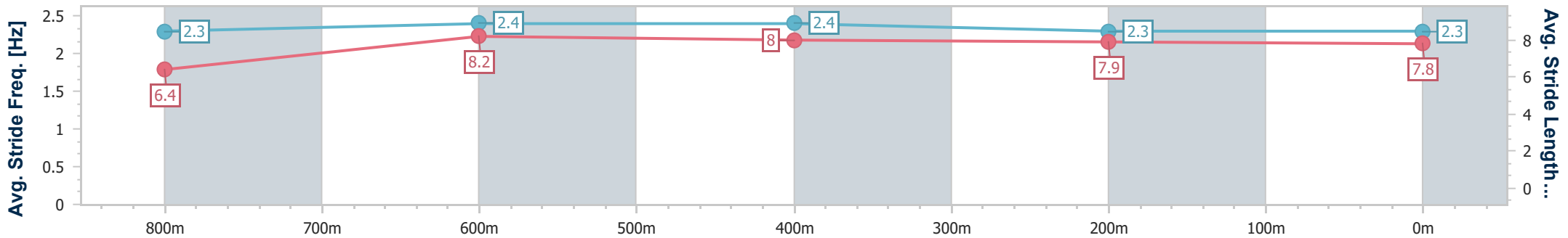
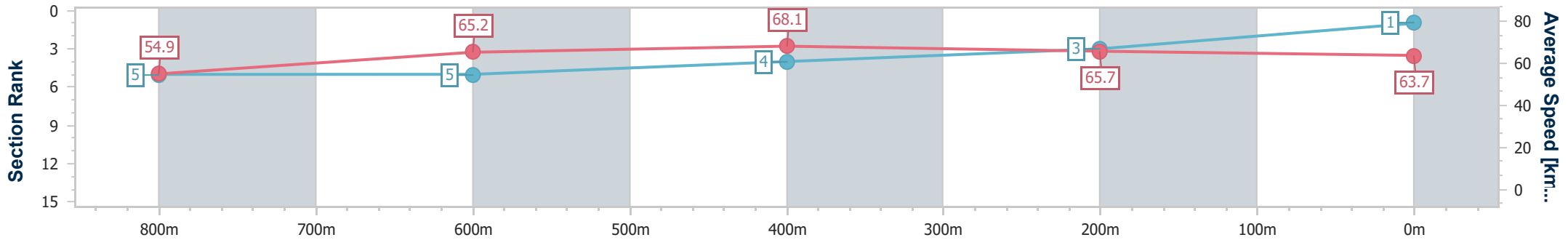
Horse/Jockey Name	Cumin Spinner
Final Rank	1
Fastest Section Time (Section)	0:10.36 (800m)
Top Speed [km/h] (Section)	71.4 (Overall)
Race State	Finished



Townsville QLD Professional
 Race 8: SHRELLE DEVENEY - 2024 VOLUNTEER OF THE YEAR
 Class 1 Handicap - 1000m
 05 December 2024 - 17:30
 Track Rating: Soft 6, Weather: Overcast, Rail Position: +6m 1000m-
 W/Post; +2m Remainder



Section	Overall	800m	600m	400m	200m
Section Times	0:56.37 [1] (0:13.12)	0:43.25 [5] (0:10.36)	0:32.89 [5] (0:10.64)	0:22.25 [4] (0:10.96)	0:11.29 [3] (0:11.29)
Average Speed [km/h]	54.9	65.2	68.1	65.7	63.7
Top Speed [km/h]	71.4	68.4	70.3	66.2	65.3
Avg. Dist. to Rail [m]	6.5	3.6	1.7	0.6	1.8
Avg. Stride Freq. [Hz]	2.3	2.4	2.4	2.3	2.3
Avg. Stride Length [m]	6.4	8.2	8.0	7.9	7.8



- [] Ranking at each section and finish
- .-.- No data available at this section
- NA No data available



Horse/Jockey Name	Win And Tonic
Final Rank	2
Fastest Section Time (Section)	0:10.25 (800m)
Top Speed [km/h] (Section)	72.4 (Overall)
Race State	Finished



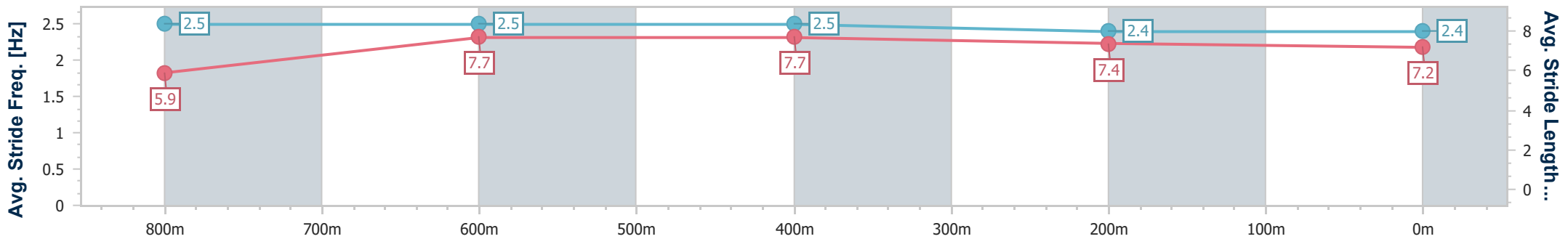
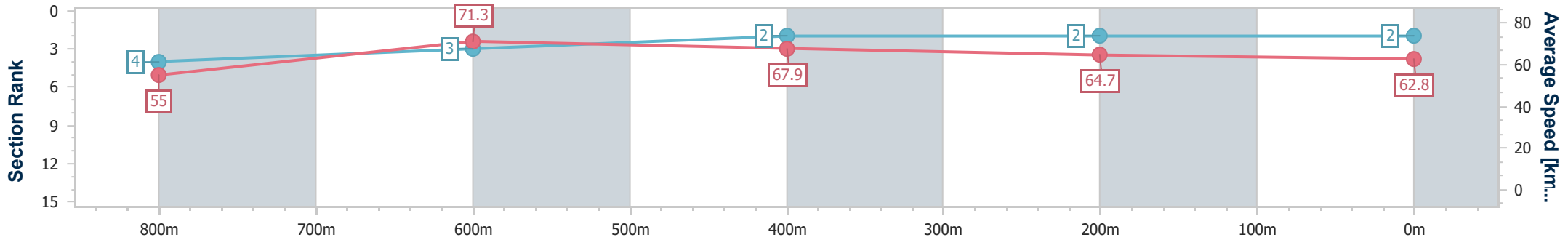
Townsville QLD Professional
 Race 8: SHRELLE DEVENEY - 2024 VOLUNTEER OF THE YEAR
 Class 1 Handicap - 1000m



05 December 2024 - 17:30

Track Rating: Soft 6, Weather: Overcast, Rail Position: +6m 1000m-
 W/Post; +2m Remainder

Section	Overall	800m	600m	400m	200m
Section Times	0:56.44 [2] (0:13.07)	0:43.37 [4] (0:10.25)	0:33.12 [3] (0:10.59)	0:22.53 [2] (0:11.08)	0:11.45 [2] (0:11.45)
Average Speed [km/h]	55.0	71.3	67.9	64.7	62.8
Top Speed [km/h]	72.4	72.0	69.4	66.5	65.0
Avg. Dist. to Rail [m]	11.1	4.2	1.3	1.8	0.6
Avg. Stride Freq. [Hz]	2.5	2.5	2.5	2.4	2.4
Avg. Stride Length [m]	5.9	7.7	7.7	7.4	7.2



- [] Ranking at each section and finish
- .-.- No data available at this section
- NA No data available



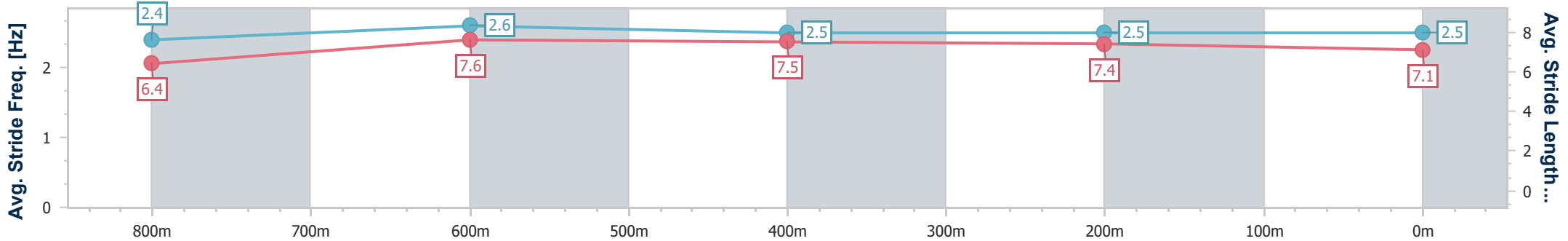
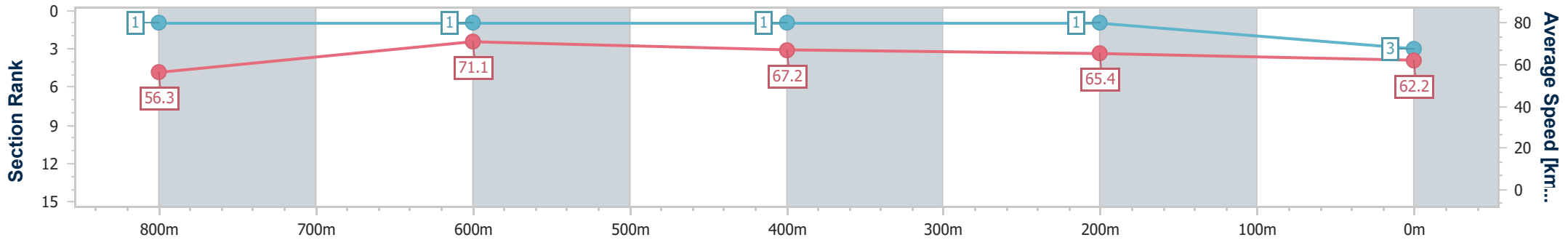
Horse/Jockey Name	Catalina Dreaming
Final Rank	3
Fastest Section Time (Section)	0:10.25 (800m)
Top Speed [km/h] (Section)	72.0 (Overall)
Race State	Finished



Townsville QLD Professional
 Race 8: SHRELLE DEVENEY - 2024 VOLUNTEER OF THE YEAR
 Class 1 Handicap - 1000m
 05 December 2024 - 17:30
 Track Rating: Soft 6, Weather: Overcast, Rail Position: +6m 1000m-
 W/Post; +2m Remainder



Section	Overall	800m	600m	400m	200m
Section Times	0:56.45 [3] (0:12.82)	0:43.63 [1] (0:10.25)	0:33.38 [1] (0:10.81)	0:22.57 [1] (0:11.01)	0:11.56 [1] (0:11.56)
Average Speed [km/h]	56.3	71.1	67.2	65.4	62.2
Top Speed [km/h]	72.0	72.0	68.8	65.7	65.3
Avg. Dist. to Rail [m]	2.6	3.3	1.6	0.3	1.0
Avg. Stride Freq. [Hz]	2.4	2.6	2.5	2.5	2.5
Avg. Stride Length [m]	6.4	7.6	7.5	7.4	7.1



- [] Ranking at each section and finish
- .-.- No data available at this section
- NA No data available



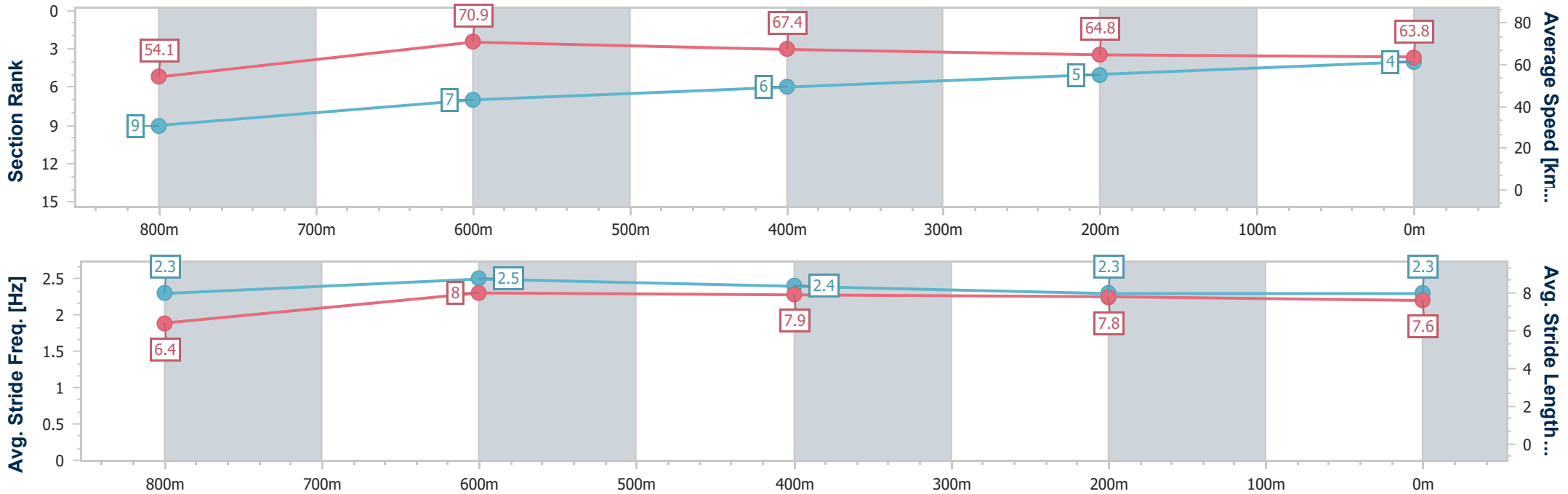
Horse/Jockey Name	Kidston
Final Rank	4
Fastest Section Time (Section)	0:10.18 (800m)
Top Speed [km/h] (Section)	72.5 (800m)
Race State	Finished



Townsville QLD Professional
 Race 8: SHRELLE DEVENEY - 2024 VOLUNTEER OF THE YEAR
 Class 1 Handicap - 1000m
 05 December 2024 - 17:30
 Track Rating: Soft 6, Weather: Overcast, Rail Position: +6m 1000m-
 W/Post; +2m Remainder



Section	Overall	800m	600m	400m	200m
Section Times	0:56.64 [4] (0:13.32)	0:43.32 [9] (0:10.18)	0:33.14 [7] (0:10.73)	0:22.41 [6] (0:11.10)	0:11.31 [5] (0:11.31)
Average Speed [km/h]	54.1	70.9	67.4	64.8	63.8
Top Speed [km/h]	72.5	72.5	69.4	65.5	65.4
Avg. Dist. to Rail [m]	2.1	1.1	0.7	0.6	3.8
Avg. Stride Freq. [Hz]	2.3	2.5	2.4	2.3	2.3
Avg. Stride Length [m]	6.4	8.0	7.9	7.8	7.6



- [] Ranking at each section and finish
- .-.- No data available at this section
- NA No data available



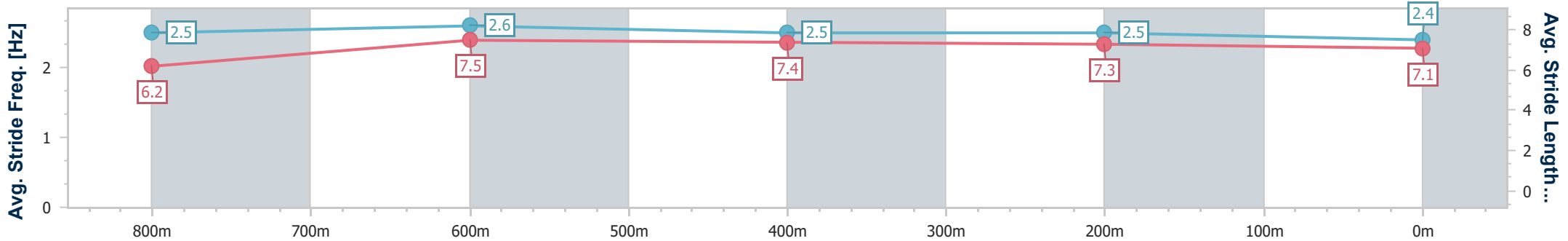
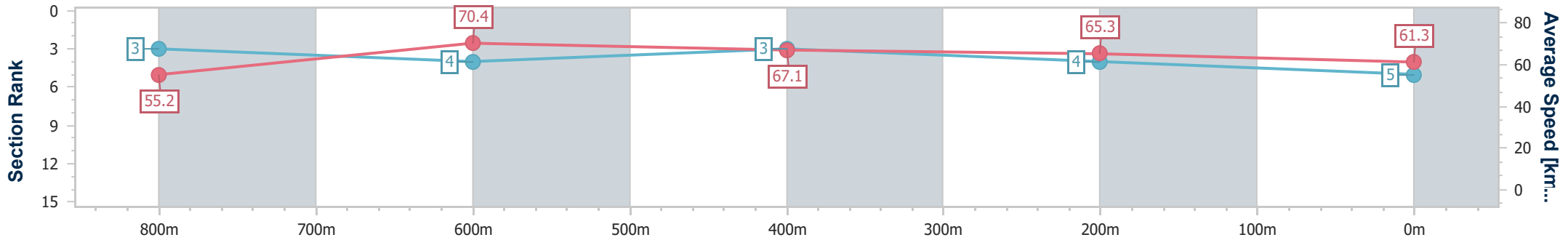
Horse/Jockey Name	Rocky Blonde
Final Rank	5
Fastest Section Time (Section)	0:10.31 (800m)
Top Speed [km/h] (Section)	72.0 (800m)
Race State	Finished



Townsville QLD Professional
 Race 8: SHRELLE DEVENEY - 2024 VOLUNTEER OF THE YEAR
 Class 1 Handicap - 1000m
 05 December 2024 - 17:30
 Track Rating: Soft 6, Weather: Overcast, Rail Position: +6m 1000m-
 W/Post; +2m Remainder



Section	Overall	800m	600m	400m	200m
Section Times	0:56.93 [5] (0:13.04)	0:43.89 [3] (0:10.31)	0:33.58 [4] (0:10.77)	0:22.81 [3] (0:11.05)	0:11.76 [4] (0:11.76)
Average Speed [km/h]	55.2	70.4	67.1	65.3	61.3
Top Speed [km/h]	71.7	72.0	69.7	67.3	63.3
Avg. Dist. to Rail [m]	4.7	1.9	1.0	0.9	1.9
Avg. Stride Freq. [Hz]	2.5	2.6	2.5	2.5	2.4
Avg. Stride Length [m]	6.2	7.5	7.4	7.3	7.1



- [] Ranking at each section and finish
- .-.- No data available at this section
- NA No data available



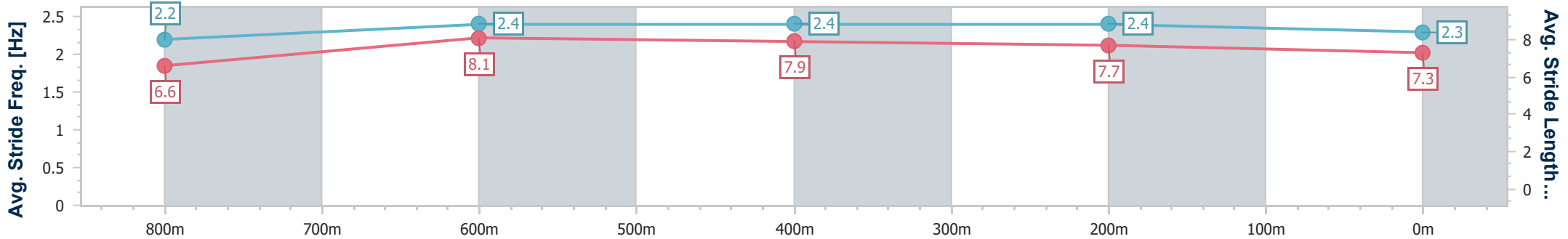
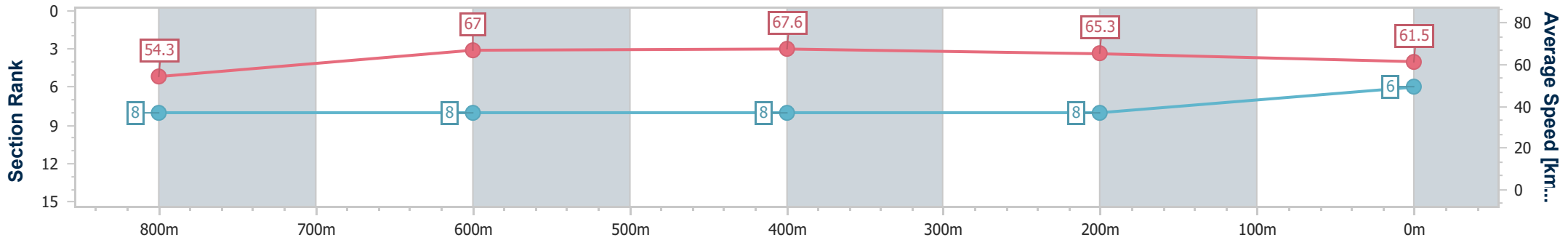
Horse/Jockey Name	Imperium
Final Rank	6
Fastest Section Time (Section)	0:10.33 (800m)
Top Speed [km/h] (Section)	72.1 (Overall)
Race State	Finished



Townsville QLD Professional
 Race 8: SHRELLE DEVENEY - 2024 VOLUNTEER OF THE YEAR
 Class 1 Handicap - 1000m
 05 December 2024 - 17:30
 Track Rating: Soft 6, Weather: Overcast, Rail Position: +6m 1000m-
 W/Post; +2m Remainder



Section	Overall	800m	600m	400m	200m
Section Times	0:57.10 [6] (0:13.28)	0:43.82 [8] (0:10.33)	0:33.49 [8] (0:10.74)	0:22.75 [8] (0:11.05)	0:11.70 [8] (0:11.70)
Average Speed [km/h]	54.3	67.0	67.6	65.3	61.5
Top Speed [km/h]	72.1	68.4	70.7	67.0	65.2
Avg. Dist. to Rail [m]	5.6	3.1	2.3	1.6	3.5
Avg. Stride Freq. [Hz]	2.2	2.4	2.4	2.4	2.3
Avg. Stride Length [m]	6.6	8.1	7.9	7.7	7.3



- [] Ranking at each section and finish
- .-.- No data available at this section
- NA No data available



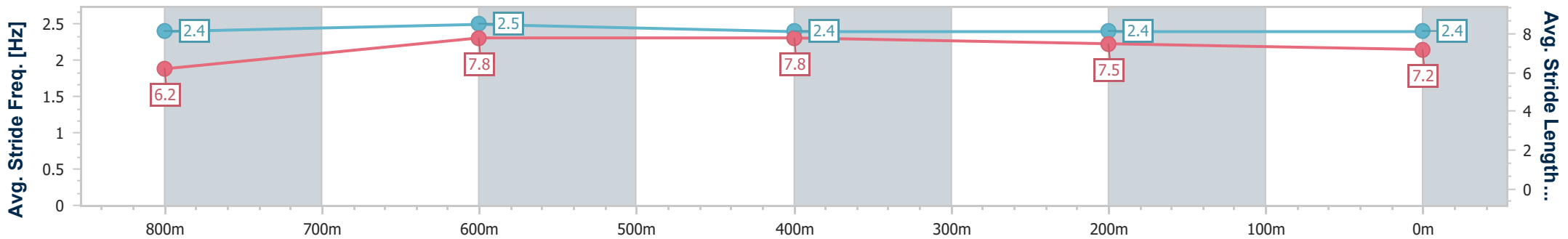
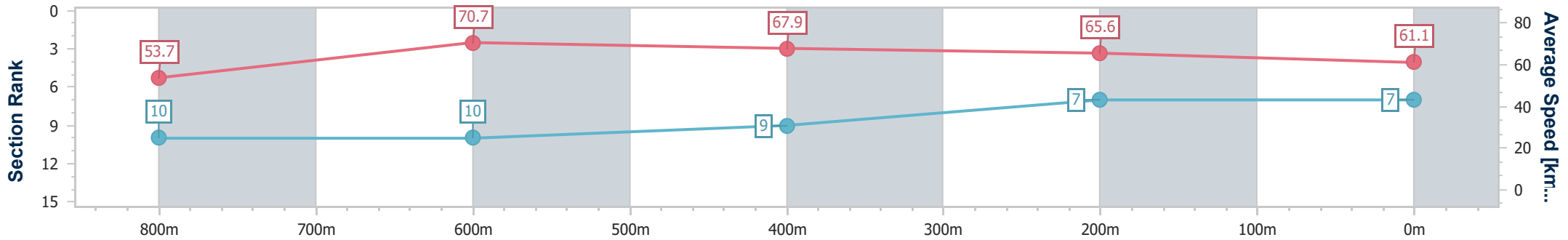
Horse/Jockey Name	Read 'Em And Weep
Final Rank	7
Fastest Section Time (Section)	0:10.27 (800m)
Top Speed [km/h] (Section)	72.2 (Overall)
Race State	Finished



Townsville QLD Professional
 Race 8: SHRELLE DEVENEY - 2024 VOLUNTEER OF THE YEAR
 Class 1 Handicap - 1000m
 05 December 2024 - 17:30
 Track Rating: Soft 6, Weather: Overcast, Rail Position: +6m 1000m-
 W/Post; +2m Remainder



Section	Overall	800m	600m	400m	200m
Section Times	0:57.18 [7] (0:13.43)	0:43.75 [10] (0:10.27)	0:33.48 [10] (0:10.70)	0:22.78 [9] (0:10.99)	0:11.79 [7] (0:11.79)
Average Speed [km/h]	53.7	70.7	67.9	65.6	61.1
Top Speed [km/h]	72.2	72.2	69.9	67.0	64.2
Avg. Dist. to Rail [m]	5.0	2.4	2.0	2.3	4.1
Avg. Stride Freq. [Hz]	2.4	2.5	2.4	2.4	2.4
Avg. Stride Length [m]	6.2	7.8	7.8	7.5	7.2



- [] Ranking at each section and finish
- .-.- No data available at this section
- NA No data available



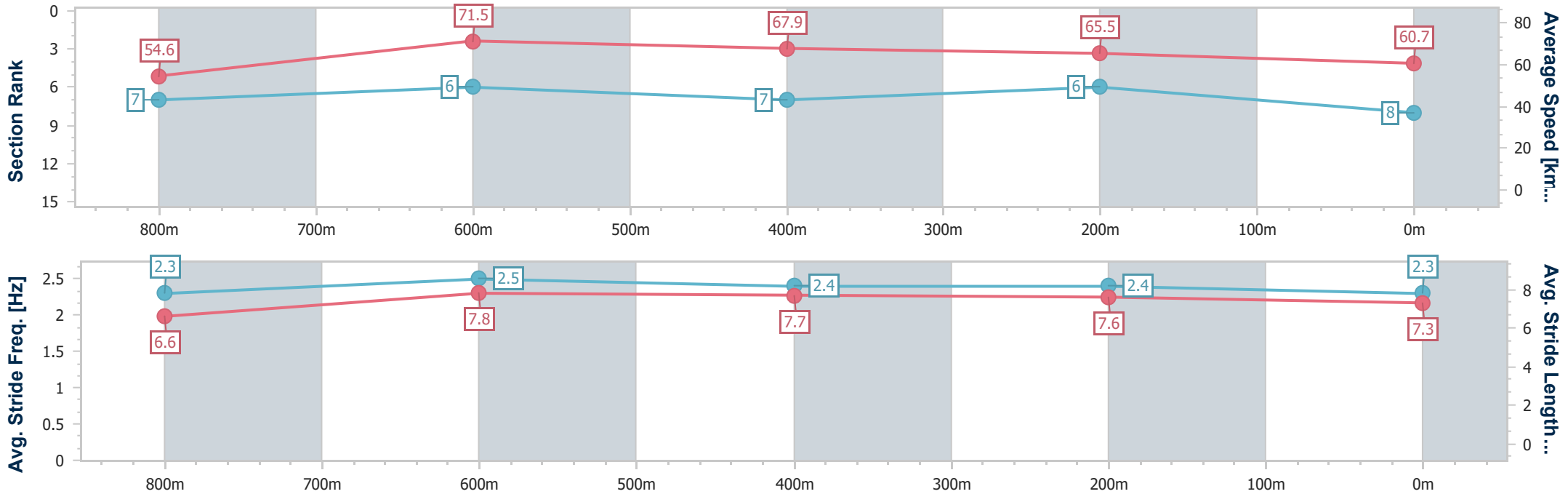
Horse/Jockey Name	Wanderlei
Final Rank	8
Fastest Section Time (Section)	0:10.28 (800m)
Top Speed [km/h] (Section)	72.6 (800m)
Race State	Finished



Townsville QLD Professional
Race 8: SHRELLE DEVENEY - 2024 VOLUNTEER OF THE YEAR
Class 1 Handicap - 1000m
05 December 2024 - 17:30
**Track Rating: Soft 6, Weather: Overcast, Rail Position: +6m 1000m-
W/Post; +2m Remainder**



Section	Overall	800m	600m	400m	200m
Section Times	0:57.21 [8] (0:13.21)	0:44.00 [7] (0:10.28)	0:33.72 [6] (0:10.81)	0:22.91 [7] (0:11.05)	0:11.86 [6] (0:11.86)
Average Speed [km/h]	54.6	71.5	67.9	65.5	60.7
Top Speed [km/h]	70.2	72.6	70.9	66.7	64.2
Avg. Dist. to Rail [m]	9.0	5.3	4.2	4.6	6.8
Avg. Stride Freq. [Hz]	2.3	2.5	2.4	2.4	2.3
Avg. Stride Length [m]	6.6	7.8	7.7	7.6	7.3



- [] Ranking at each section and finish
- .-.- No data available at this section
- NA No data available



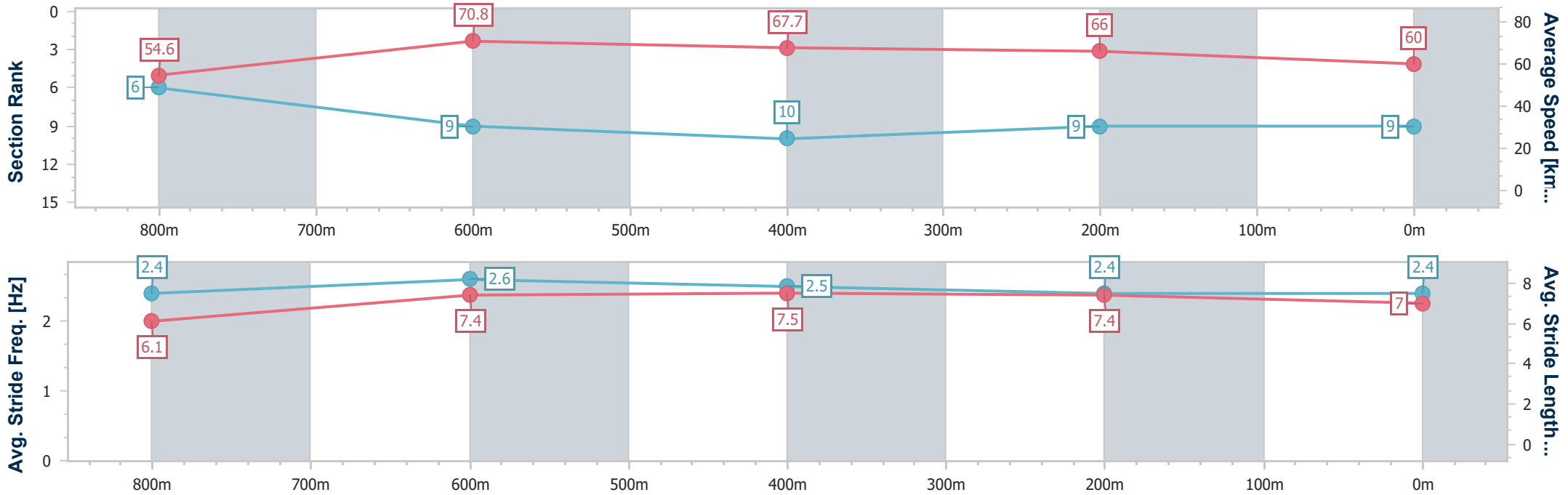
Horse/Jockey Name	Tantrums
Final Rank	9
Fastest Section Time (Section)	0:10.43 (800m)
Top Speed [km/h] (Section)	71.1 (800m)
Race State	Finished



Townsville QLD Professional
 Race 8: SHRELLE DEVENEY - 2024 VOLUNTEER OF THE YEAR
 Class 1 Handicap - 1000m
 05 December 2024 - 17:30
 Track Rating: Soft 6, Weather: Overcast, Rail Position: +6m 1000m-
 W/Post; +2m Remainder



Section	Overall	800m	600m	400m	200m
Section Times	0:57.52 [9] (0:13.19)	0:44.33 [6] (0:10.43)	0:33.90 [9] (0:10.93)	0:22.97 [10] (0:10.97)	0:12.00 [9] (0:12.00)
Average Speed [km/h]	54.6	70.8	67.7	66.0	60.0
Top Speed [km/h]	70.5	71.1	68.8	68.4	63.9
Avg. Dist. to Rail [m]	7.2	6.1	5.4	3.6	5.7
Avg. Stride Freq. [Hz]	2.4	2.6	2.5	2.4	2.4
Avg. Stride Length [m]	6.1	7.4	7.5	7.4	7.0



- [] Ranking at each section and finish
- .-.- No data available at this section
- NA No data available



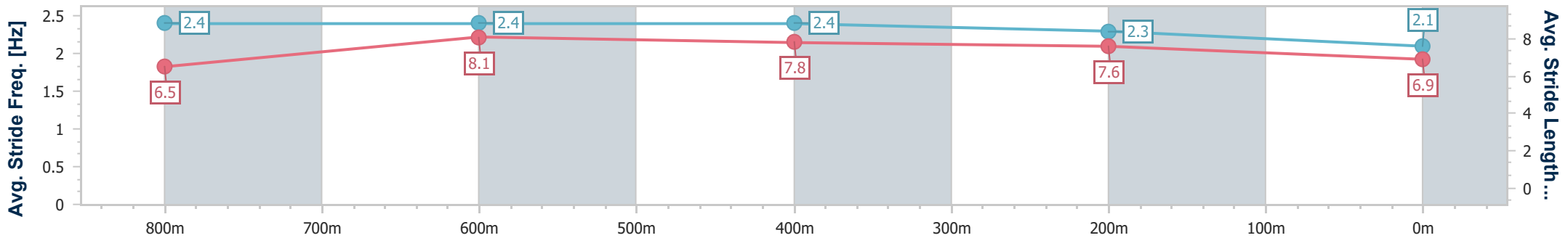
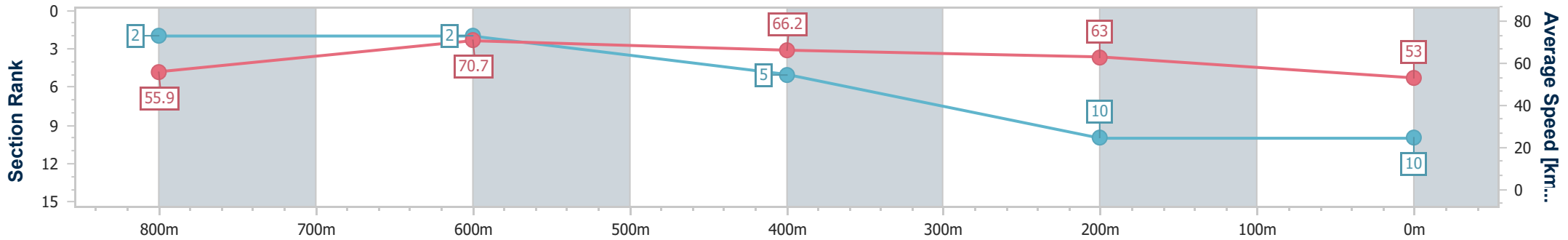
Horse/Jockey Name	More Than You
Final Rank	10
Fastest Section Time (Section)	0:10.35 (800m)
Top Speed [km/h] (Section)	71.6 (Overall)
Race State	Finished



Townsville QLD Professional
 Race 8: SHRELLE DEVENEY - 2024 VOLUNTEER OF THE YEAR
 Class 1 Handicap - 1000m
 05 December 2024 - 17:30
 Track Rating: Soft 6, Weather: Overcast, Rail Position: +6m 1000m-
 W/Post; +2m Remainder



Section	Overall	800m	600m	400m	200m
Section Times	0:59.26 [10] (0:12.89)	0:46.37 [2] (0:10.35)	0:36.02 [2] (0:10.99)	0:25.03 [5] (0:11.43)	0:13.60 [10] (0:13.60)
Average Speed [km/h]	55.9	70.7	66.2	63.0	53.0
Top Speed [km/h]	71.6	71.3	68.1	65.2	60.8
Avg. Dist. to Rail [m]	5.8	3.8	2.0	1.7	4.2
Avg. Stride Freq. [Hz]	2.4	2.4	2.4	2.3	2.1
Avg. Stride Length [m]	6.5	8.1	7.8	7.6	6.9



- [] Ranking at each section and finish
- .-.- No data available at this section
- NA No data available