



# Toowoomba QLD Professional

## Race 6: Trackside Photography BENCHMARK 60 Handicap - 1650m

30 November 2024 - 20:24



Track Rating: Soft 6, Weather: Showers, Rail Position: +4m Entire

Section		Overall	1400m	1200m	1000m	800m	600m	400m	Last 600m				
Field Times		1:42.22 (0:15.93)	1:26.29 (0:10.95)	1:15.34 (0:11.32)	1:04.02 (0:12.15)	0:51.87 (0:12.53)	0:39.34 (0:12.78)	0:26.56 (0:13.31)	0:39.34				
Rank	TAB Horse/Jockey	Barrier	Top Speed [km/h]	Fastest Section									Distance Travelled [m]
1	10 BOVIDAE Karl Zechner	8	66.5 Overall	0:11.33 1400m	1:42.22 [1] (0:16.56)	1:25.66 [7] (0:11.33)	1:14.33 [9] (0:11.52)	1:02.81 [9] (0:12.08)	0:50.73 [9] (0:12.42)	0:38.31 [9] (0:12.56)	0:25.75 [8] (0:12.75)	0:38.31	
2	9 SAVVY BEE Les Tilley	9	66.9 Overall	0:11.16 1400m	1:42.37 [2] (0:16.64)	1:25.73 [9] (0:11.16)	1:14.57 [8] (0:11.53)	1:03.04 [8] (0:12.15)	0:50.89 [8] (0:12.43)	0:38.46 [8] (0:12.39)	0:26.07 [6] (0:12.95)	0:38.46	-7
3	8 JORUM Montanna Savva	2	68.0 1400m	0:10.94 1400m	1:42.64 [3] (0:16.17)	1:26.47 [2] (0:10.94)	1:15.53 [4] (0:11.53)	1:04.00 [4] (0:12.02)	0:51.98 [3] (0:12.56)	0:39.42 [4] (0:12.64)	0:26.78 [3] (0:13.28)	0:39.42	-9
4	2 VENTUROUS Justin Stanley	1	68.1 Overall	0:10.95 1400m	1:42.79 [4] (0:15.93)	1:26.86 [1] (0:10.95)	1:15.91 [1] (0:11.32)	1:04.59 [1] (0:12.15)	0:52.44 [1] (0:12.53)	0:39.91 [1] (0:12.78)	0:27.13 [1] (0:13.31)	0:39.91	-8
5	1 MARTEDI Nozi Tomizawa	4	66.6 Overall	0:11.09 1400m	1:43.12 [5] (0:16.41)	1:26.71 [6] (0:11.09)	1:15.62 [6] (0:11.59)	1:04.03 [6] (0:12.17)	0:51.86 [7] (0:12.38)	0:39.48 [7] (0:12.67)	0:26.81 [7] (0:13.09)	0:39.48	-6
6	3 CHASING JACKLEY Michael Murphy	7	69.1 Overall	0:10.81 1400m	1:43.54 [6] (0:16.25)	1:27.29 [4] (0:10.81)	1:16.48 [3] (0:11.33)	1:05.15 [2] (0:12.09)	0:53.06 [2] (0:12.52)	0:40.54 [2] (0:12.80)	0:27.74 [2] (0:13.37)	0:40.54	+0
7	6 DULVERTON CHARM Madeleine Wishart	3	68.3 Overall	0:10.75 1400m	1:44.29 [7] (0:16.28)	1:28.01 [5] (0:10.75)	1:17.26 [2] (0:11.56)	1:05.70 [3] (0:12.12)	0:53.58 [4] (0:12.47)	0:41.11 [3] (0:12.92)	0:28.19 [4] (0:13.69)	0:41.11	-6
8	11 OLD SALT Chris Whiteley	6	67.5 Overall	0:11.07 1400m	1:44.30 [8] (0:16.23)	1:28.07 [3] (0:11.07)	1:17.00 [5] (0:11.58)	1:05.42 [5] (0:12.13)	0:53.29 [5] (0:12.40)	0:40.89 [5] (0:12.87)	0:28.02 [5] (0:13.55)	0:40.89	-5
9	5 TAVIESLASS Chelsea Baker	5	68.0 Overall	0:11.06 1400m	1:45.58 [9] (0:16.59)	1:28.99 [8] (0:11.06)	1:17.93 [7] (0:11.45)	1:06.48 [7] (0:12.12)	0:54.36 [6] (0:12.38)	0:41.98 [6] (0:12.87)	0:29.11 [9] (0:13.78)	0:41.98	-4

Scratched: Archer's Game (#4), Super Fair (#13), Decarbonise (#12), Showdra (#7)

[ ] Ranking at each section and finish  
 -:-:- No data available at this section  
 NA No data available

SCN Saddle cloth number  
 DNF Did not finish  
 DNT Did not track



# Toowoomba QLD Professional

## Race 6: Trackside Photography BENCHMARK 60 Handicap - 1650m

30 November 2024 - 20:24



Track Rating: Soft 6, Weather: Showers, Rail Position: +4m Entire

Section				200m				Last 600m	
Field Times				0:13.25 (0:13.25)				0:39.34	
Rank	TAB	Horse/Jockey	Barrier	Top Speed [km/h]	Fastest Section	Margin			Distance Travelled [m]
1	10	<b>BOVIDAE</b> Karl Zechner	8	66.5 Overall	0:11.33 1400m	0:13.00 [4] (0:13.00)	1:42.22		0:38.31
2	9	<b>SAVVY BEE</b> Les Tilley	9	66.9 Overall	0:11.16 1400m	0:13.12 [5] (0:13.12)	0.8L		0:38.46 -7
3	8	<b>JORUM</b> Montanna Savva	2	68.0 1400m	0:10.94 1400m	0:13.50 [2] (0:13.50)	2.3L		0:39.42 -9
4	2	<b>VENTUROUS</b> Justin Stanley	1	68.1 Overall	0:10.95 1400m	0:13.82 [1] (0:13.82)	3.1L		0:39.91 -8
5	1	<b>MARTEDI</b> Nozi Tomizawa	4	66.6 Overall	0:11.09 1400m	0:13.72 [6] (0:13.72)	4.9L		0:39.48 -6
6	3	<b>CHASING JACKLEY</b> Michael Murphy	7	69.1 Overall	0:10.81 1400m	0:14.37 [3] (0:14.37)	7.2L		0:40.54 +0
7	6	<b>DULVERTON CHARM</b> Madeleine Wishart	3	68.3 Overall	0:10.75 1400m	0:14.50 [7] (0:14.50)	11.5L		0:41.11 -6
8	11	<b>OLD SALT</b> Chris Whiteley	6	67.5 Overall	0:11.07 1400m	0:14.47 [8] (0:14.47)	11.6L		0:40.89 -5
9	5	<b>TAVIESLASS</b> Chelsea Baker	5	68.0 Overall	0:11.06 1400m	0:15.33 [9] (0:15.33)	19.1L		0:41.98 -4

Scratched: Archer's Game (#4), Super Fair (#13), Decarbonise (#12), Showdra (#7)

[ ] Ranking at each section and finish  
 -:-:- No data available at this section  
 NA No data available

SCN Saddle cloth number  
 DNF Did not finish  
 DNT Did not track



Horse/Jockey Name	Bovidae
Final Rank	1
Fastest Section Time (Section)	0:11.33 (1400m)
Top Speed [km/h] (Section)	66.5 (Overall)
Race State	Finished



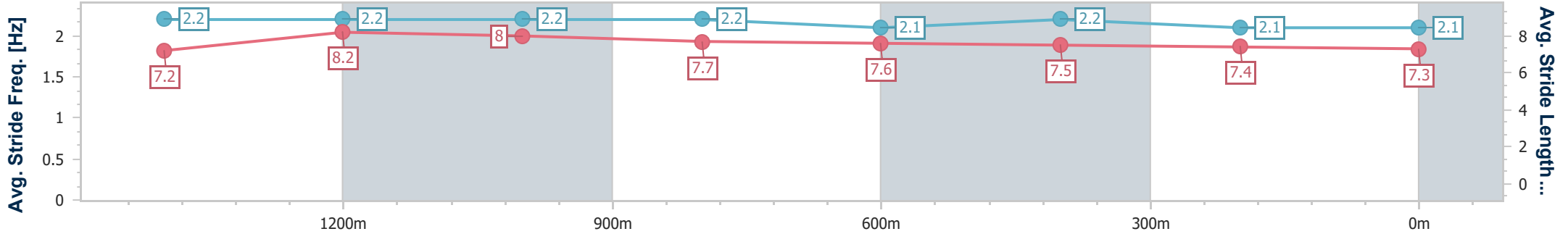
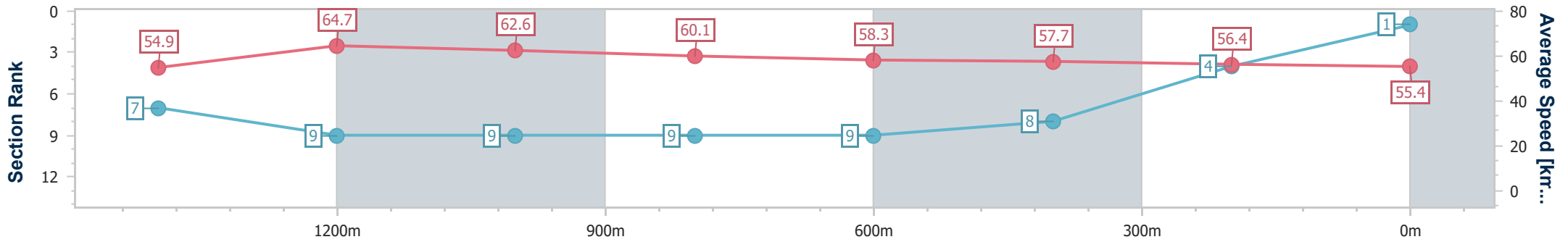
Toowoomba QLD Professional  
Race 6: Trackside Photography BENCHMARK 60 Handicap - 1650m



30 November 2024 - 20:24

Track Rating: Soft 6, Weather: Showers, Rail Position: +4m Entire

Section	Overall	1400m	1200m	1000m	800m	600m	400m	200m						
Section Times	1:42.22 [1] (0:16.56)	1:25.66 [7] (0:11.33)	1:14.33 [9] (0:11.52)	1:02.81 [9] (0:12.08)	0:50.73 [9] (0:12.42)	0:38.31 [9] (0:12.56)	0:25.75 [8] (0:12.75)	0:13.00 [4] (0:13.00)						
Average Speed [km/h]	54.9	64.7	62.6	60.1	58.3	57.7	56.4	55.4						
Top Speed [km/h]	66.5	65.4	64.8	61.0	59.9	59.2	57.3	55.7						
Avg. Dist. to Rail [m]	6.3	3.0	2.6	2.2	2.4	1.4	1.0	2.0						
Avg. Stride Freq. [Hz]	2.2	2.2	2.2	2.2	2.1	2.2	2.1	2.1						
Avg. Stride Length [m]	7.2	8.2	8.0	7.7	7.6	7.5	7.4	7.3						



- [ ] Ranking at each section and finish
- .-.- No data available at this section
- NA No data available



Horse/Jockey Name	Savvy Bee
Final Rank	2
Fastest Section Time (Section)	0:11.16 (1400m)
Top Speed [km/h] (Section)	66.9 (Overall)
Race State	Finished



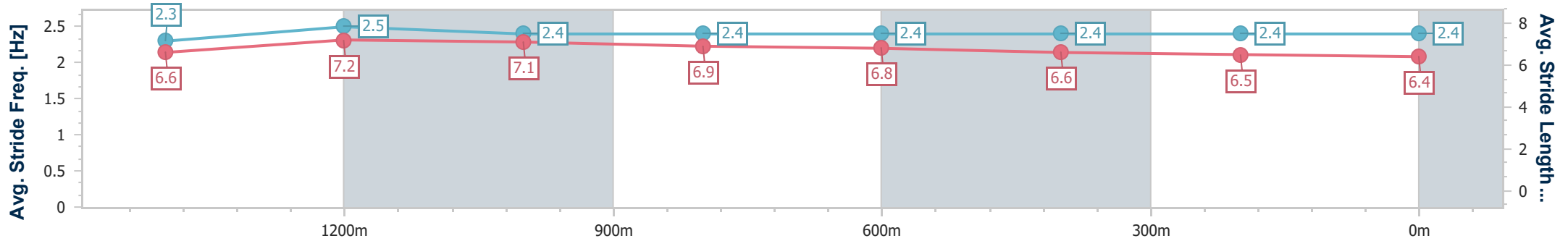
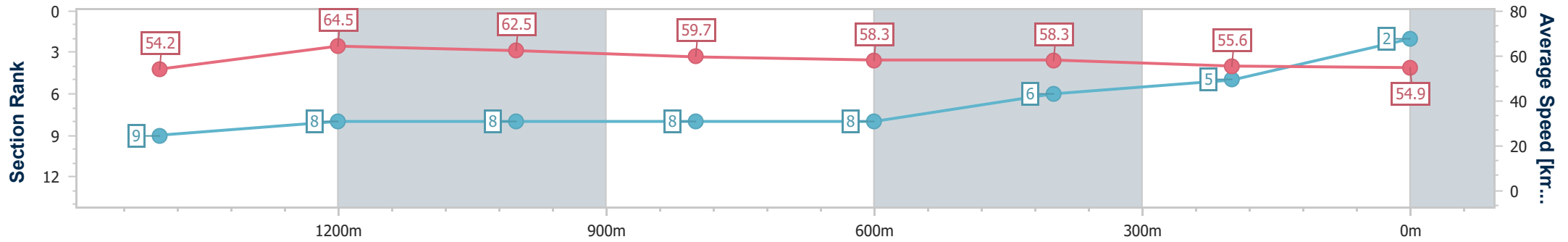
Toowoomba QLD Professional  
Race 6: Trackside Photography BENCHMARK 60 Handicap - 1650m



30 November 2024 - 20:24

Track Rating: Soft 6, Weather: Showers, Rail Position: +4m Entire

Section	Overall	1400m	1200m	1000m	800m	600m	400m	200m
Section Times	1:42.37 [2] (0:16.64)	1:25.73 [9] (0:11.16)	1:14.57 [8] (0:11.53)	1:03.04 [8] (0:12.15)	0:50.89 [8] (0:12.43)	0:38.46 [8] (0:12.39)	0:26.07 [6] (0:12.95)	0:13.12 [5] (0:13.12)
Average Speed [km/h]	54.2	64.5	62.5	59.7	58.3	58.3	55.6	54.9
Top Speed [km/h]	66.9	66.5	64.5	60.8	59.3	59.4	57.5	56.4
Avg. Dist. to Rail [m]	3.6	0.8	1.3	1.0	1.6	0.8	0.2	0.5
Avg. Stride Freq. [Hz]	2.3	2.5	2.4	2.4	2.4	2.4	2.4	2.4
Avg. Stride Length [m]	6.6	7.2	7.1	6.9	6.8	6.6	6.5	6.4



- [ ] Ranking at each section and finish
- .-.- No data available at this section
- NA No data available



Horse/Jockey Name	Jorum
Final Rank	3
Fastest Section Time (Section)	0:10.94 (1400m)
Top Speed [km/h] (Section)	68.0 (1400m)
Race State	Finished



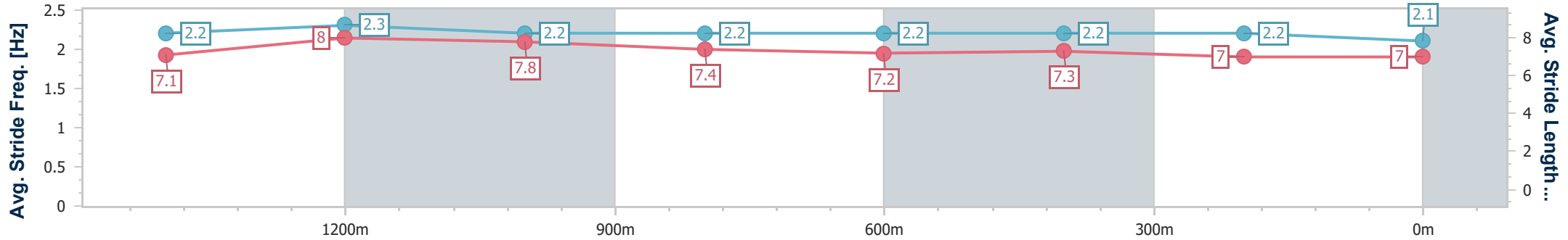
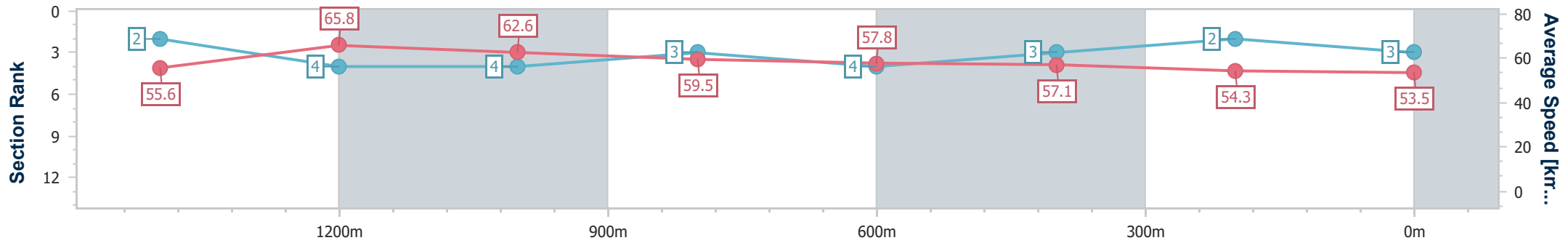
Toowoomba QLD Professional  
Race 6: Trackside Photography BENCHMARK 60 Handicap - 1650m



30 November 2024 - 20:24

Track Rating: Soft 6, Weather: Showers, Rail Position: +4m Entire

Section	Overall	1400m	1200m	1000m	800m	600m	400m	200m
Section Times	1:42.64 [3] (0:16.17)	1:26.47 [2] (0:10.94)	1:15.53 [4] (0:11.53)	1:04.00 [4] (0:12.02)	0:51.98 [3] (0:12.56)	0:39.42 [4] (0:12.64)	0:26.78 [3] (0:13.28)	0:13.50 [2] (0:13.50)
Average Speed [km/h]	55.6	65.8	62.6	59.5	57.8	57.1	54.3	53.5
Top Speed [km/h]	68.0	68.0	64.7	60.7	58.7	58.6	55.6	53.9
Avg. Dist. to Rail [m]	1.8	0.5	0.9	1.5	1.5	0.5	1.8	1.6
Avg. Stride Freq. [Hz]	2.2	2.3	2.2	2.2	2.2	2.2	2.2	2.1
Avg. Stride Length [m]	7.1	8.0	7.8	7.4	7.2	7.3	7.0	7.0



- [ ] Ranking at each section and finish
- .-.- No data available at this section
- NA No data available



Horse/Jockey Name	Venturous
Final Rank	4
Fastest Section Time (Section)	0:10.95 (1400m)
Top Speed [km/h] (Section)	68.1 (Overall)
Race State	Finished



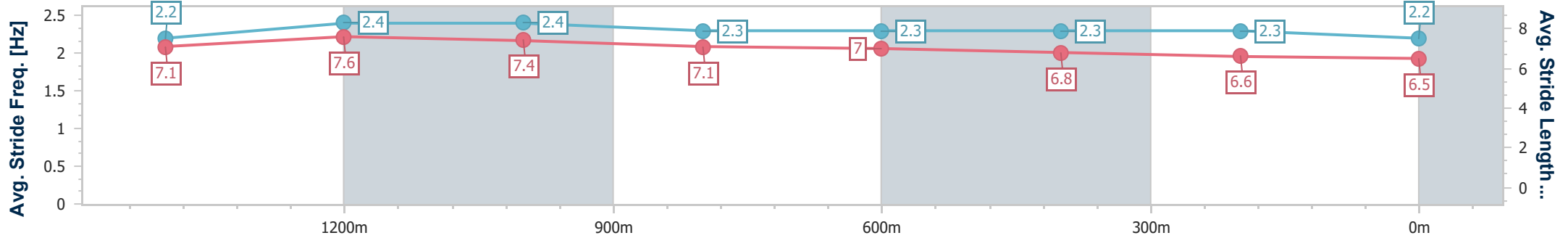
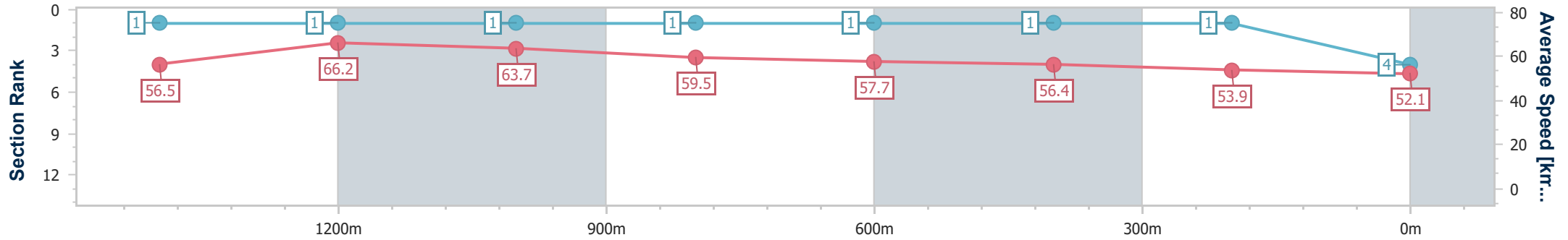
Toowoomba QLD Professional  
Race 6: Trackside Photography BENCHMARK 60 Handicap - 1650m



30 November 2024 - 20:24

Track Rating: Soft 6, Weather: Showers, Rail Position: +4m Entire

Section	Overall	1400m	1200m	1000m	800m	600m	400m	200m					
Section Times	1:42.79 [4] (0:15.93)	1:26.86 [1] (0:10.95)	1:15.91 [1] (0:11.32)	1:04.59 [1] (0:12.15)	0:52.44 [1] (0:12.53)	0:39.91 [1] (0:12.78)	0:27.13 [1] (0:13.31)	0:13.82 [1] (0:13.82)					
Average Speed [km/h]	56.5	66.2	63.7	59.5	57.7	56.4	53.9	52.1					
Top Speed [km/h]	68.1	67.5	65.0	61.4	58.4	57.5	54.7	52.9					
Avg. Dist. to Rail [m]	1.4	1.4	1.7	1.6	1.0	0.4	1.2	0.8					
Avg. Stride Freq. [Hz]	2.2	2.4	2.4	2.3	2.3	2.3	2.3	2.2					
Avg. Stride Length [m]	7.1	7.6	7.4	7.1	7.0	6.8	6.6	6.5					



- [ ] Ranking at each section and finish
- .-.-.- No data available at this section
- NA No data available



Horse/Jockey Name	Martedi
Final Rank	5
Fastest Section Time (Section)	0:11.09 (1400m)
Top Speed [km/h] (Section)	66.6 (Overall)
Race State	Finished



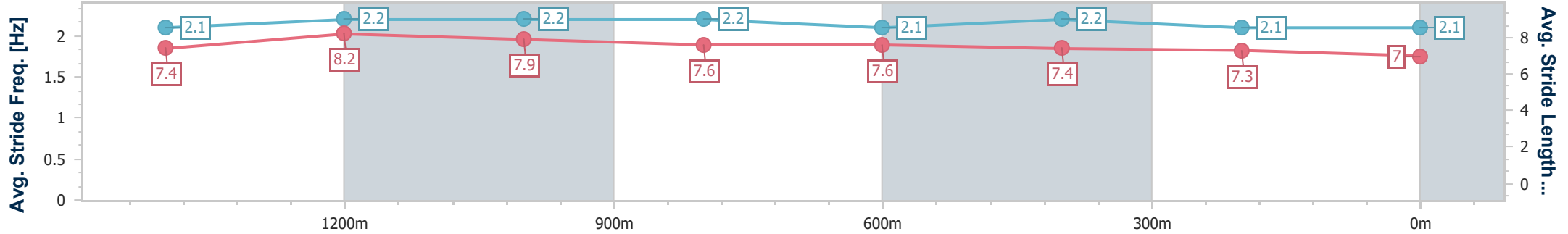
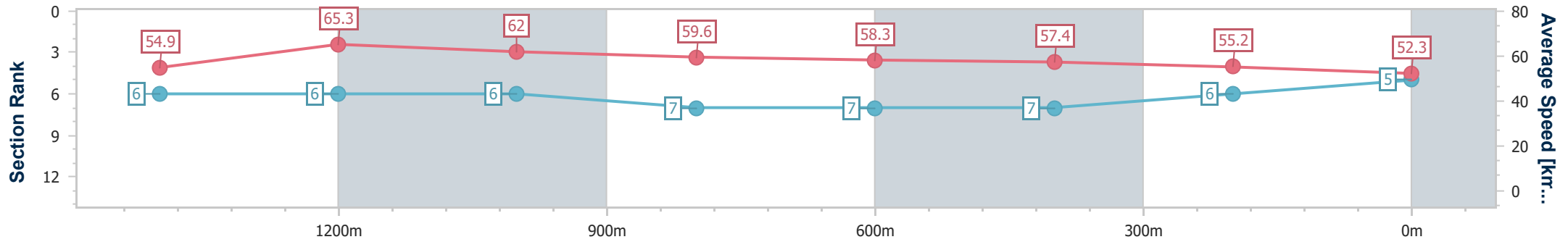
Toowoomba QLD Professional  
Race 6: Trackside Photography BENCHMARK 60 Handicap - 1650m



30 November 2024 - 20:24

Track Rating: Soft 6, Weather: Showers, Rail Position: +4m Entire

Section	Overall	1400m	1200m	1000m	800m	600m	400m	200m
Section Times	1:43.12 [5] (0:16.41)	1:26.71 [6] (0:11.09)	1:15.62 [6] (0:11.59)	1:04.03 [6] (0:12.17)	0:51.86 [7] (0:12.38)	0:39.48 [7] (0:12.67)	0:26.81 [7] (0:13.09)	0:13.72 [6] (0:13.72)
Average Speed [km/h]	54.9	65.3	62.0	59.6	58.3	57.4	55.2	52.3
Top Speed [km/h]	66.6	66.2	64.5	60.0	59.2	58.7	56.1	53.8
Avg. Dist. to Rail [m]	2.1	0.9	1.9	1.1	1.9	1.5	1.4	1.3
Avg. Stride Freq. [Hz]	2.1	2.2	2.2	2.2	2.1	2.2	2.1	2.1
Avg. Stride Length [m]	7.4	8.2	7.9	7.6	7.6	7.4	7.3	7.0



- [ ] Ranking at each section and finish
- .-.- No data available at this section
- NA No data available



Horse/Jockey Name	Chasing Jackley
Final Rank	6
Fastest Section Time (Section)	0:10.81 (1400m)
Top Speed [km/h] (Section)	69.1 (Overall)
Race State	Finished



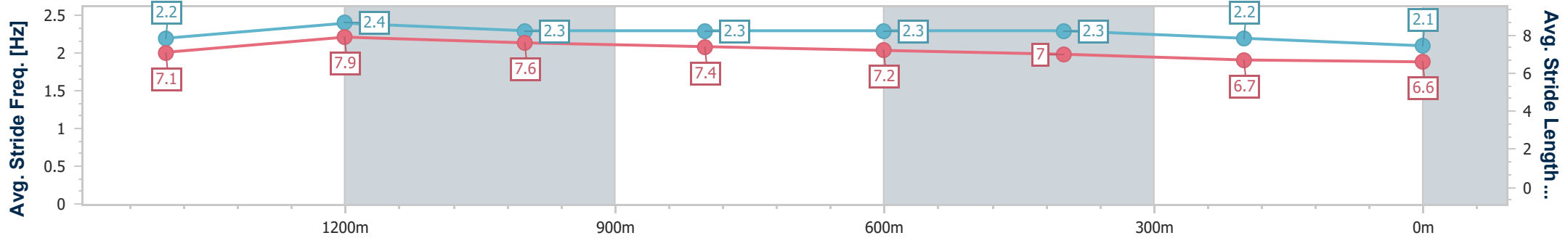
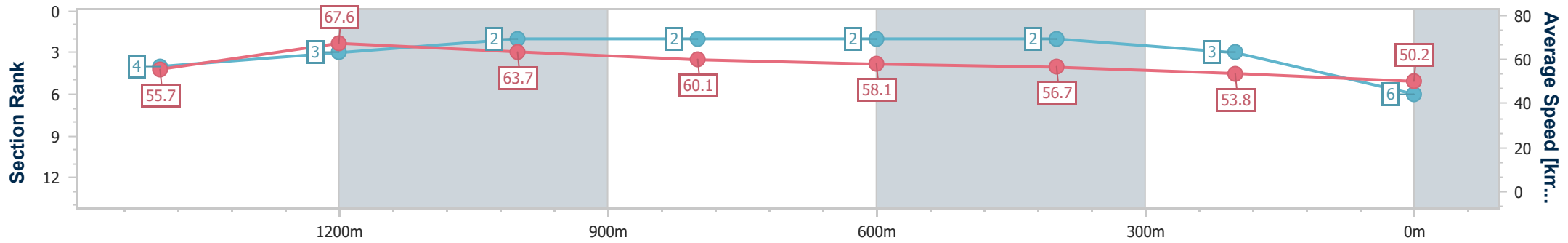
Toowoomba QLD Professional  
Race 6: Trackside Photography BENCHMARK 60 Handicap - 1650m



30 November 2024 - 20:24

Track Rating: Soft 6, Weather: Showers, Rail Position: +4m Entire

Section	Overall	1400m	1200m	1000m	800m	600m	400m	200m					
Section Times	1:43.54 [6] (0:16.25)	1:27.29 [4] (0:10.81)	1:16.48 [3] (0:11.33)	1:05.15 [2] (0:12.09)	0:53.06 [2] (0:12.52)	0:40.54 [2] (0:12.80)	0:27.74 [2] (0:13.37)	0:14.37 [3] (0:14.37)					
Average Speed [km/h]	55.7	67.6	63.7	60.1	58.1	56.7	53.8	50.2					
Top Speed [km/h]	69.1	68.9	65.6	61.5	59.2	57.6	55.4	51.9					
Avg. Dist. to Rail [m]	5.3	2.2	1.8	1.8	3.1	1.6	0.5	1.3					
Avg. Stride Freq. [Hz]	2.2	2.4	2.3	2.3	2.3	2.3	2.2	2.1					
Avg. Stride Length [m]	7.1	7.9	7.6	7.4	7.2	7.0	6.7	6.6					



- [ ] Ranking at each section and finish
- .-.- No data available at this section
- NA No data available





Horse/Jockey Name	Dulverton Charm
Final Rank	7
Fastest Section Time (Section)	0:10.75 (1400m)
Top Speed [km/h] (Section)	68.3 (Overall)
Race State	Finished



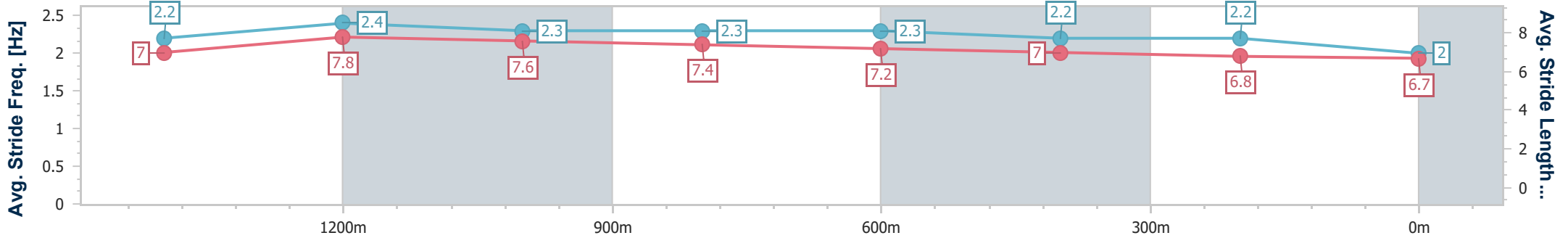
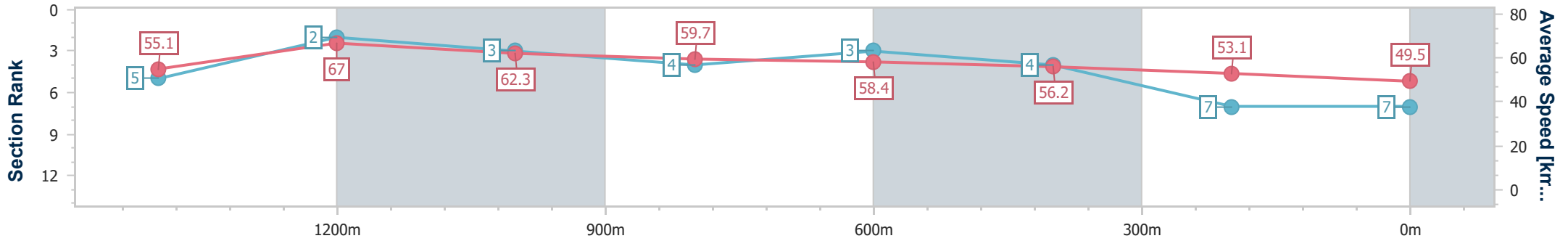
Toowoomba QLD Professional  
Race 6: Trackside Photography BENCHMARK 60 Handicap - 1650m



30 November 2024 - 20:24

Track Rating: Soft 6, Weather: Showers, Rail Position: +4m Entire

Section	Overall	1400m	1200m	1000m	800m	600m	400m	200m					
Section Times	1:44.29 [7] (0:16.28)	1:28.01 [5] (0:10.75)	1:17.26 [2] (0:11.56)	1:05.70 [3] (0:12.12)	0:53.58 [4] (0:12.47)	0:41.11 [3] (0:12.92)	0:28.19 [4] (0:13.69)	0:14.50 [7] (0:14.50)					
Average Speed [km/h]	55.1	67.0	62.3	59.7	58.4	56.2	53.1	49.5					
Top Speed [km/h]	68.3	68.0	64.8	61.4	59.5	58.6	54.5	51.7					
Avg. Dist. to Rail [m]	2.6	1.2	1.3	1.6	2.9	2.0	2.3	1.0					
Avg. Stride Freq. [Hz]	2.2	2.4	2.3	2.3	2.3	2.2	2.2	2.0					
Avg. Stride Length [m]	7.0	7.8	7.6	7.4	7.2	7.0	6.8	6.7					



- [ ] Ranking at each section and finish
- .-.- No data available at this section
- NA No data available



Horse/Jockey Name	Old Salt
Final Rank	8
Fastest Section Time (Section)	0:11.07 (1400m)
Top Speed [km/h] (Section)	67.5 (Overall)
Race State	Finished



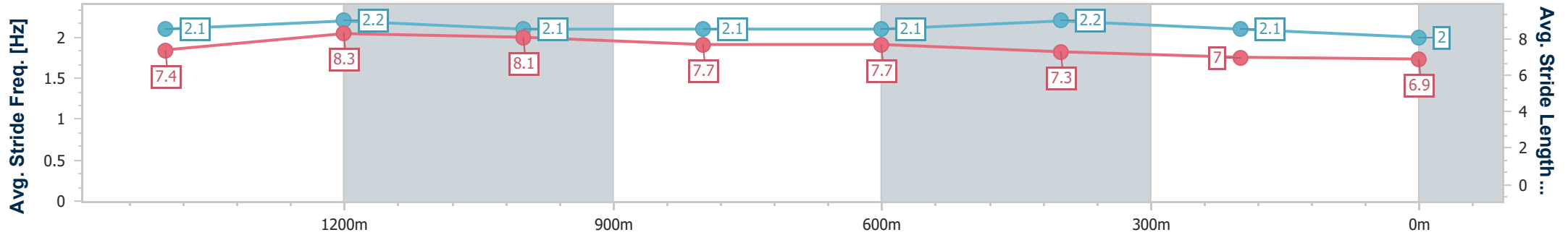
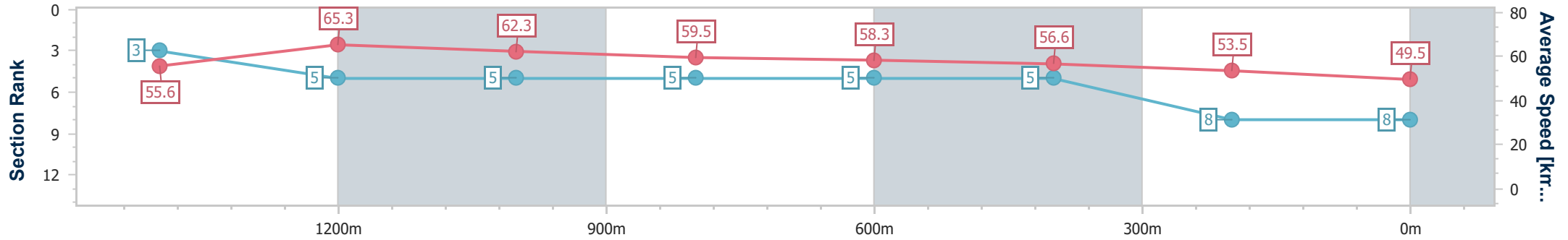
Toowoomba QLD Professional  
Race 6: Trackside Photography BENCHMARK 60 Handicap - 1650m



30 November 2024 - 20:24

Track Rating: Soft 6, Weather: Showers, Rail Position: +4m Entire

Section	Overall	1400m	1200m	1000m	800m	600m	400m	200m
Section Times	1:44.30 [8] (0:16.23)	1:28.07 [3] (0:11.07)	1:17.00 [5] (0:11.58)	1:05.42 [5] (0:12.13)	0:53.29 [5] (0:12.40)	0:40.89 [5] (0:12.87)	0:28.02 [5] (0:13.55)	0:14.47 [8] (0:14.47)
Average Speed [km/h]	55.6	65.3	62.3	59.5	58.3	56.6	53.5	49.5
Top Speed [km/h]	67.5	66.5	65.4	60.7	59.5	58.5	55.2	51.7
Avg. Dist. to Rail [m]	3.2	0.5	1.6	1.2	1.0	1.8	2.3	1.3
Avg. Stride Freq. [Hz]	2.1	2.2	2.1	2.1	2.1	2.2	2.1	2.0
Avg. Stride Length [m]	7.4	8.3	8.1	7.7	7.7	7.3	7.0	6.9



- [ ] Ranking at each section and finish
- .-.- No data available at this section
- NA No data available



Horse/Jockey Name	Tavieslass
Final Rank	9
Fastest Section Time (Section)	0:11.06 (1400m)
Top Speed [km/h] (Section)	68.0 (Overall)
Race State	Finished



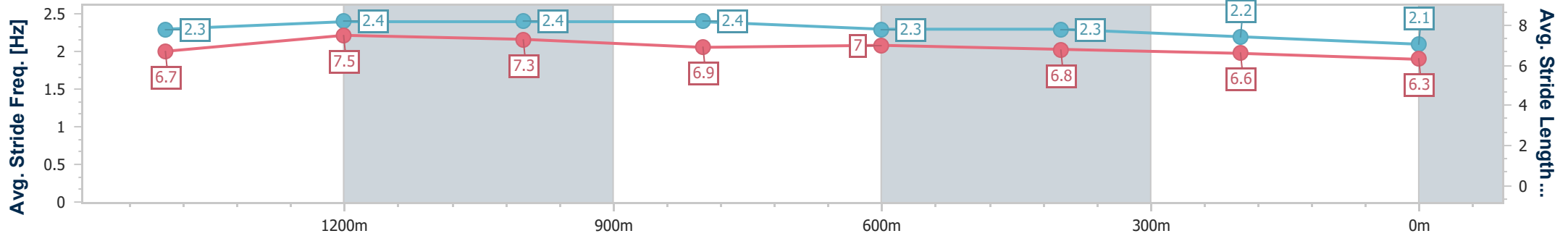
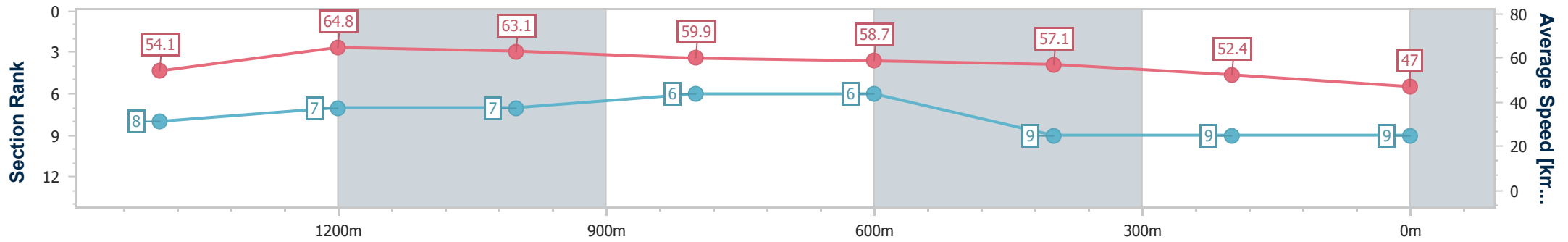
Toowoomba QLD Professional  
Race 6: Trackside Photography BENCHMARK 60 Handicap - 1650m



30 November 2024 - 20:24

Track Rating: Soft 6, Weather: Showers, Rail Position: +4m Entire

Section	Overall	1400m	1200m	1000m	800m	600m	400m	200m
Section Times	1:45.58 [9] (0:16.59)	1:28.99 [8] (0:11.06)	1:17.93 [7] (0:11.45)	1:06.48 [7] (0:12.12)	0:54.36 [6] (0:12.38)	0:41.98 [6] (0:12.87)	0:29.11 [9] (0:13.78)	0:15.33 [9] (0:15.33)
Average Speed [km/h]	54.1	64.8	63.1	59.9	58.7	57.1	52.4	47.0
Top Speed [km/h]	68.0	65.6	64.7	60.9	60.4	58.5	56.1	48.9
Avg. Dist. to Rail [m]	2.4	0.4	1.4	2.8	3.0	3.5	1.1	0.7
Avg. Stride Freq. [Hz]	2.3	2.4	2.4	2.4	2.3	2.3	2.2	2.1
Avg. Stride Length [m]	6.7	7.5	7.3	6.9	7.0	6.8	6.6	6.3



- [ ] Ranking at each section and finish
- .-.-.- No data available at this section
- NA No data available