



Toowoomba QLD Professional

Race 2: SAMIOS Toowoomba 20th Anniversary Class 1 Handicap - 1200m

30 November 2024 - 18:05



Track Rating: Soft 5, Weather: Showers, Rail Position: +4m Entire

Section		Field Times												
		Overall	1000m	800m	600m	400m	200m	Last 600m						
		1:13.89 (0:14.37)	0:59.52 (0:11.68)	0:47.84 (0:11.87)	0:35.97 (0:11.72)	0:24.25 (0:11.86)	0:12.39 (0:12.39)	0:35.97						
Rank	TAB	Horse/Jockey	Barrier	Top Speed [km/h]	Fastest Section								Margin	Distance Travelled [m]
1	5	PIA MIA Karl Zechner	8	69.1	0:11.40	1:13.89 [1] (0:14.65)	0:59.24 [5] (0:11.40)	0:47.84 [1] (0:11.87)	0:35.97 [1] (0:11.72)	0:24.25 [1] (0:11.86)	0:12.39 [1] (0:12.39)	1:13.89	0:35.97	
2	3	ULUWATU Les Tilley	4	63.7	0:11.72	1:14.33 [2] (0:14.86)	0:59.47 [7] (0:11.83)	0:47.64 [6] (0:11.91)	0:35.73 [6] (0:12.06)	0:23.67 [7] (0:11.72)	0:11.95 [3] (0:11.95)	2.5L	0:35.73	+4
3	8	ARIAT Dylan Bennett	1	63.6	0:11.81	1:14.64 [3] (0:15.11)	0:59.53 [10] (0:11.82)	0:47.71 [9] (0:12.04)	0:35.67 [9] (0:11.95)	0:23.72 [8] (0:11.91)	0:11.81 [8] (0:11.81)	4.3L	0:35.67	+1
4	13	MOONSTRIKER Michael Murphy	11	65.7	0:11.57	1:14.81 [4] (0:14.50)	1:00.31 [2] (0:11.57)	0:48.74 [2] (0:11.90)	0:36.84 [2] (0:11.94)	0:24.90 [2] (0:12.16)	0:12.74 [2] (0:12.74)	5.3L	0:36.84	+1
5	11	ROSTOPCHIN Madeleine Wishart	5	64.2	0:11.66	1:14.83 [5] (0:14.81)	1:00.02 [6] (0:11.90)	0:48.12 [7] (0:12.19)	0:35.93 [8] (0:11.66)	0:24.27 [5] (0:12.06)	0:12.21 [7] (0:12.21)	5.4L	0:35.93	-3
6	6	JAMAICAN MECRAZY Luke Tarrant	2	62.5	0:11.95	1:14.87 [6] (0:14.62)	1:00.25 [4] (0:12.01)	0:48.24 [5] (0:11.95)	0:36.29 [5] (0:11.98)	0:24.31 [6] (0:12.00)	0:12.31 [6] (0:12.31)	5.6L	0:36.29	+3
7	9	JOY MCCOY Chelsea Baker	9	63.1	0:11.67	1:15.07 [7] (0:15.31)	0:59.76 [11] (0:12.11)	0:47.65 [11] (0:11.98)	0:35.67 [11] (0:11.67)	0:24.00 [11] (0:11.77)	0:12.23 [9] (0:12.23)	6.6L	0:35.67	-3
8	12	BOOK OF EXODUS Kenji Yoshida	3	64.0	0:11.81	1:15.24 [8] (0:14.54)	1:00.70 [3] (0:11.81)	0:48.89 [4] (0:11.97)	0:36.92 [4] (0:12.05)	0:24.87 [4] (0:12.13)	0:12.74 [5] (0:12.74)	7.4L	0:36.92	+3
9	16	GOOD'N'LUCKY Montanna Savva	7	64.0	0:11.92	1:15.27 [9] (0:14.37)	1:00.90 [1] (0:11.96)	0:48.94 [3] (0:11.98)	0:36.96 [3] (0:11.92)	0:25.04 [3] (0:12.17)	0:12.87 [4] (0:12.87)	7.6L	0:36.96	-4
10	7	TORO DE CARGA Nozi Tomizawa	12	62.7	0:11.91	1:15.95 [10] (0:15.05)	1:00.90 [9] (0:11.99)	0:48.91 [10] (0:12.00)	0:36.91 [10] (0:11.91)	0:25.00 [9] (0:12.25)	0:12.75 [10] (0:12.75)	11.4L	0:36.91	+10

Scratched: Whistlin' Ruler (#18), Earlston (#17), Just For Pleasure (#10), The White Mouse (#19), Black Country (#15), Jacka Stands Alone (#4), Able Seaman (#2), La Petite Maison (#1)

[] Ranking at each section and finish
 -:-:- No data available at this section
 NA No data available

SCN Saddle cloth number
 DNF Did not finish
 DNT Did not track



Toowoomba QLD Professional
Race 2: SAMIOS Toowoomba 20th Anniversary Class 1 Handicap - 1200m
30 November 2024 - 18:05



Track Rating: Soft 5, Weather: Showers, Rail Position: +4m Entire

Section	Overall	1000m	800m	600m	400m	200m	Last 600m
Field Times	1:13.89 (0:14.37)	0:59.52 (0:11.68)	0:47.84 (0:11.87)	0:35.97 (0:11.72)	0:24.25 (0:11.86)	0:12.39 (0:12.39)	0:35.97

Rank	TAB	Horse/Jockey	Barrier	Top Speed [km/h]	Fastest Section	Margin	Distance Travelled [m]
11	14	ASGOODASYOUGETT	6	62.0	0:11.83	16.7L	+5
		Luke Miller		1000m	1000m		

Scratched: Whistlin' Ruler (#18), Earlston (#17), Just For Pleasure (#10), The White Mouse (#19), Black Country (#15), Jacka Stands Alone (#4), Able Seaman (#2), La Petite Maison (#1)

[] Ranking at each section and finish
 -:-:-:- No data available at this section
 NA No data available

SCN Saddle cloth number
 DNF Did not finish
 DNT Did not track



Horse/Jockey Name	Pia Mia
Final Rank	1
Fastest Section Time (Section)	0:11.40 (1000m)
Top Speed [km/h] (Section)	69.1 (200m)
Race State	Finished



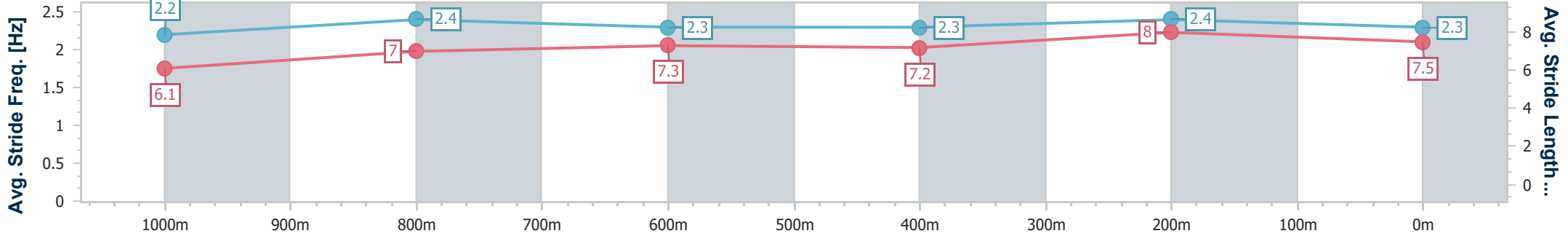
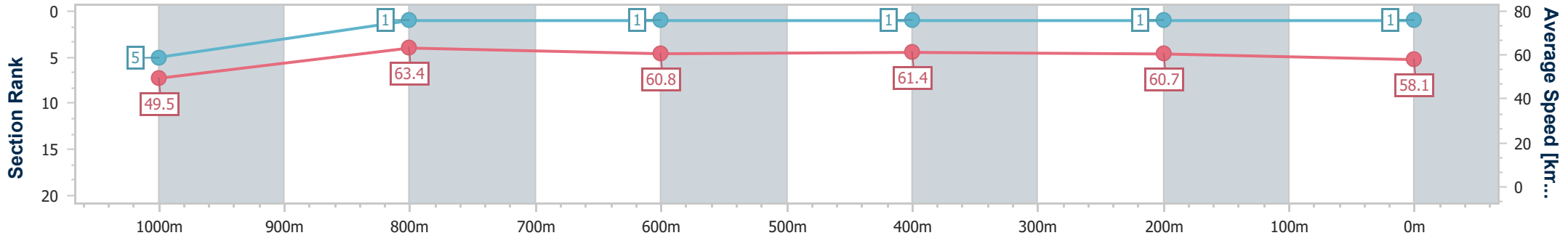
Toowoomba QLD Professional
Race 2: SAMIOS Toowoomba 20th Anniversary Class 1
Handicap - 1200m



30 November 2024 - 18:05

Track Rating: Soft 5, Weather: Showers, Rail Position: +4m Entire

Section	Overall	1000m	800m	600m	400m	200m
Section Times	1:13.89 [1] (0:14.65)	0:59.24 [5] (0:11.40)	0:47.84 [1] (0:11.87)	0:35.97 [1] (0:11.72)	0:24.25 [1] (0:11.86)	0:12.39 [1] (0:12.39)
Average Speed [km/h]	49.5	63.4	60.8	61.4	60.7	58.1
Top Speed [km/h]	65.4	67.2	62.1	69.0	68.8	69.1
Avg. Dist. to Rail [m]	7.7	2.6	0.3	0.4	2.4	1.4
Avg. Stride Freq. [Hz]	2.2	2.4	2.3	2.3	2.4	2.3
Avg. Stride Length [m]	6.1	7.0	7.3	7.2	8.0	7.5



- [] Ranking at each section and finish
- .-.- No data available at this section
- NA No data available



Horse/Jockey Name	Uluwatu
Final Rank	2
Fastest Section Time (Section)	0:11.72 (400m)
Top Speed [km/h] (Section)	63.7 (800m)
Race State	Finished



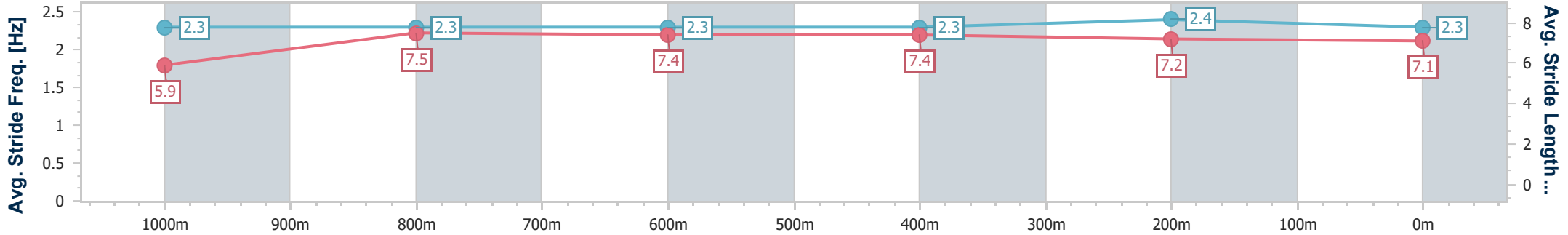
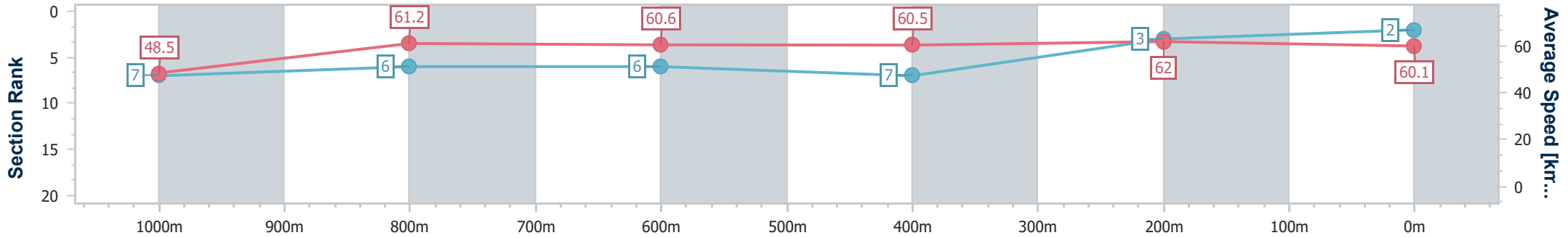
Toowoomba QLD Professional
 Race 2: SAMIOS Toowoomba 20th Anniversary Class 1
 Handicap - 1200m



30 November 2024 - 18:05

Track Rating: Soft 5, Weather: Showers, Rail Position: +4m Entire

Section	Overall	1000m	800m	600m	400m	200m
Section Times	1:14.33 [2] (0:14.86)	0:59.47 [7] (0:11.83)	0:47.64 [6] (0:11.91)	0:35.73 [6] (0:12.06)	0:23.67 [7] (0:11.72)	0:11.95 [3] (0:11.95)
Average Speed [km/h]	48.5	61.2	60.6	60.5	62.0	60.1
Top Speed [km/h]	62.3	62.8	63.7	62.1	63.3	62.0
Avg. Dist. to Rail [m]	4.6	1.9	1.5	2.0	3.6	3.9
Avg. Stride Freq. [Hz]	2.3	2.3	2.3	2.3	2.4	2.3
Avg. Stride Length [m]	5.9	7.5	7.4	7.4	7.2	7.1



- [] Ranking at each section and finish
- .-.- No data available at this section
- NA No data available



Horse/Jockey Name	Ariat
Final Rank	3
Fastest Section Time (Section)	0:11.81 (200m)
Top Speed [km/h] (Section)	63.6 (1000m)
Race State	Finished



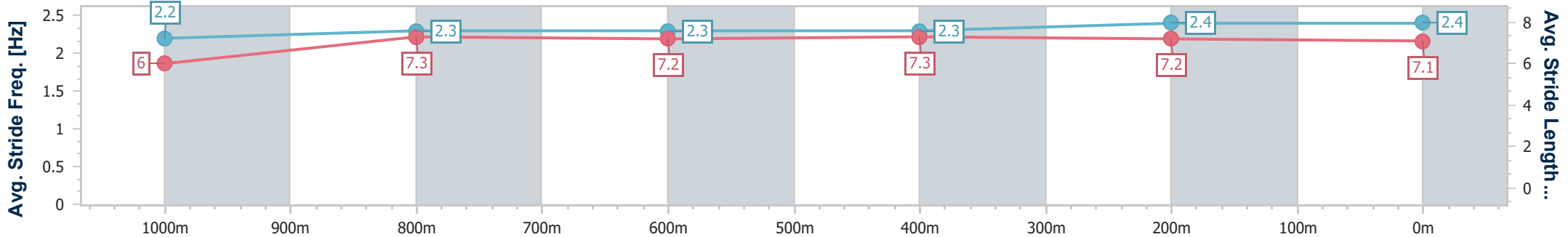
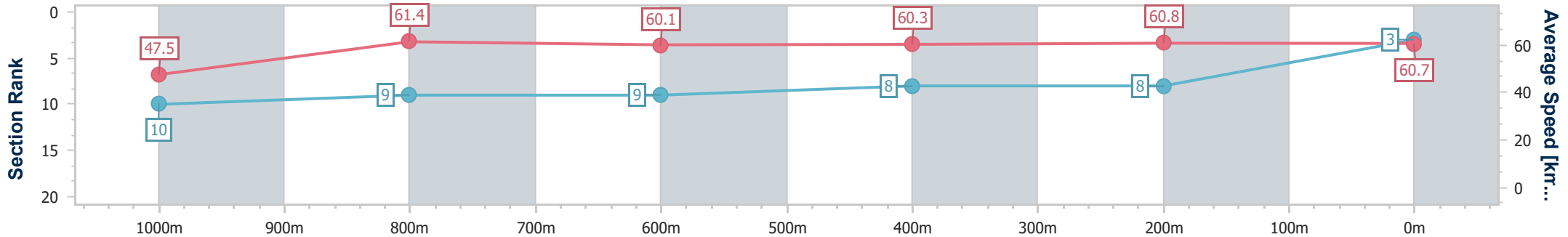
Toowoomba QLD Professional
Race 2: SAMIOS Toowoomba 20th Anniversary Class 1
Handicap - 1200m



30 November 2024 - 18:05

Track Rating: Soft 5, Weather: Showers, Rail Position: +4m Entire

Section	Overall	1000m	800m	600m	400m	200m
Section Times	1:14.64 [3] (0:15.11)	0:59.53 [10] (0:11.82)	0:47.71 [9] (0:12.04)	0:35.67 [9] (0:11.95)	0:23.72 [8] (0:11.91)	0:11.81 [8] (0:11.81)
Average Speed [km/h]	47.5	61.4	60.1	60.3	60.8	60.7
Top Speed [km/h]	63.5	63.6	61.4	61.8	61.6	61.0
Avg. Dist. to Rail [m]	1.7	1.0	1.8	0.8	1.1	4.7
Avg. Stride Freq. [Hz]	2.2	2.3	2.3	2.3	2.4	2.4
Avg. Stride Length [m]	6.0	7.3	7.2	7.3	7.2	7.1



- [] Ranking at each section and finish
- .-.- No data available at this section
- NA No data available



Horse/Jockey Name	Moonstriker
Final Rank	4
Fastest Section Time (Section)	0:11.57 (1000m)
Top Speed [km/h] (Section)	65.7 (Overall)
Race State	Finished



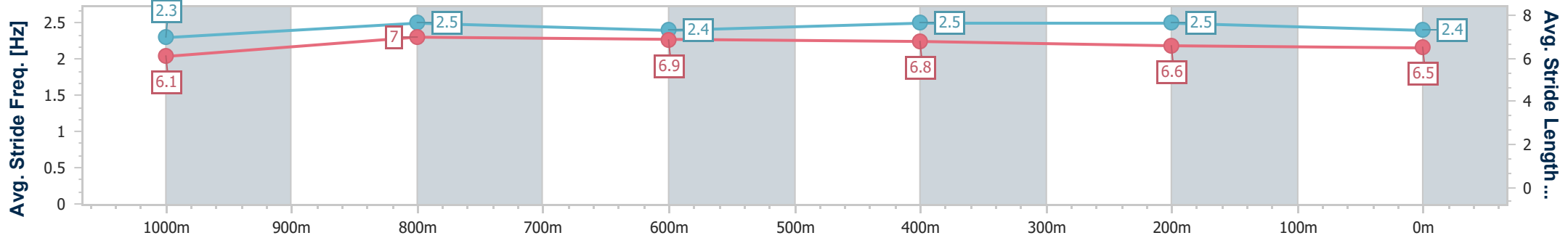
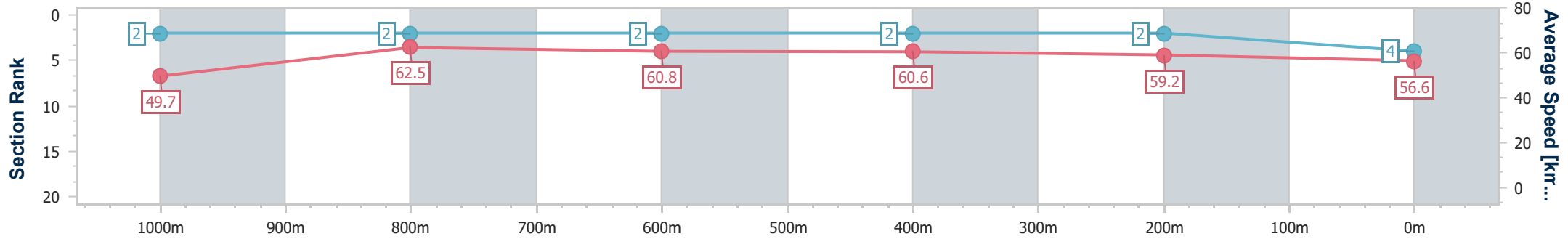
Toowoomba QLD Professional
Race 2: SAMIOS Toowoomba 20th Anniversary Class 1
Handicap - 1200m



30 November 2024 - 18:05

Track Rating: Soft 5, Weather: Showers, Rail Position: +4m Entire

Section	Overall	1000m	800m	600m	400m	200m
Section Times	1:14.81 [4] (0:14.50)	1:00.31 [2] (0:11.57)	0:48.74 [2] (0:11.90)	0:36.84 [2] (0:11.94)	0:24.90 [2] (0:12.16)	0:12.74 [2] (0:12.74)
Average Speed [km/h]	49.7	62.5	60.8	60.6	59.2	56.6
Top Speed [km/h]	65.7	65.4	61.4	61.5	60.4	57.9
Avg. Dist. to Rail [m]	7.2	2.0	1.9	0.8	0.2	0.8
Avg. Stride Freq. [Hz]	2.3	2.5	2.4	2.5	2.5	2.4
Avg. Stride Length [m]	6.1	7.0	6.9	6.8	6.6	6.5



- [] Ranking at each section and finish
- .-.- No data available at this section
- NA No data available



Horse/Jockey Name	Rostopchin
Final Rank	5
Fastest Section Time (Section)	0:11.66 (600m)
Top Speed [km/h] (Section)	64.2 (600m)
Race State	Finished



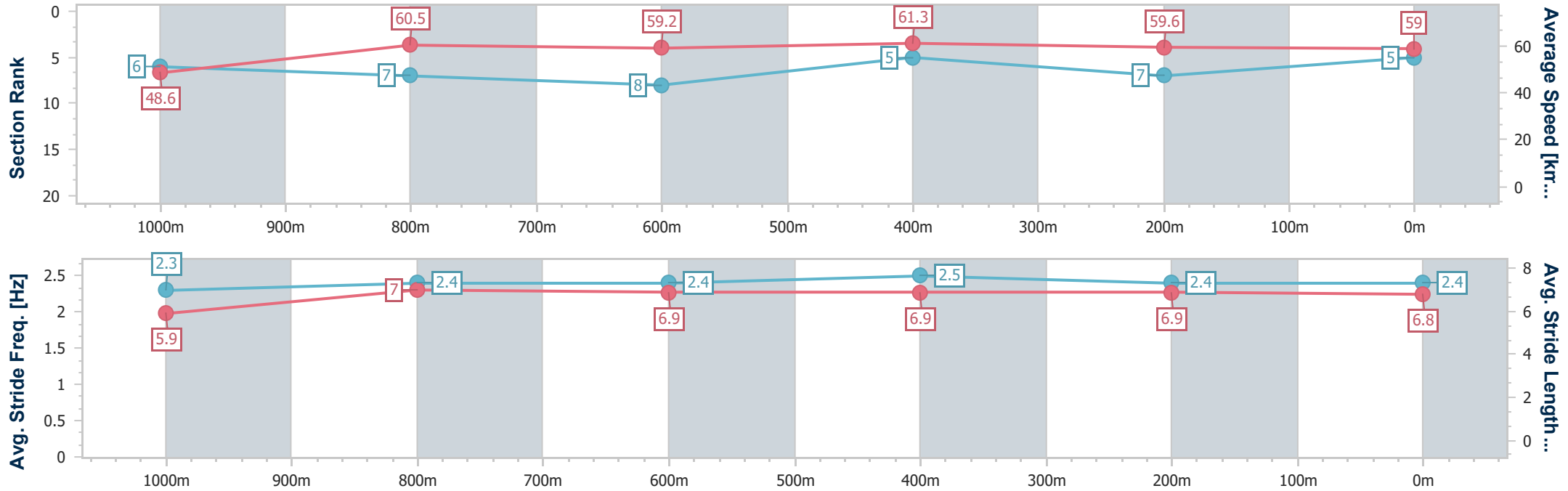
Toowoomba QLD Professional
Race 2: SAMIOS Toowoomba 20th Anniversary Class 1
Handicap - 1200m



30 November 2024 - 18:05

Track Rating: Soft 5, Weather: Showers, Rail Position: +4m Entire

Section	Overall	1000m	800m	600m	400m	200m
Section Times	1:14.83 [5] (0:14.81)	1:00.02 [6] (0:11.90)	0:48.12 [7] (0:12.19)	0:35.93 [8] (0:11.66)	0:24.27 [5] (0:12.06)	0:12.21 [7]
Average Speed [km/h]	48.6	60.5	59.2	61.3	59.6	59.0
Top Speed [km/h]	63.5	62.8	64.1	64.2	61.1	60.3
Avg. Dist. to Rail [m]	3.5	0.3	0.2	0.7	1.1	0.5
Avg. Stride Freq. [Hz]	2.3	2.4	2.4	2.5	2.4	2.4
Avg. Stride Length [m]	5.9	7.0	6.9	6.9	6.9	6.8



- [] Ranking at each section and finish
- .-.- No data available at this section
- NA No data available



Horse/Jockey Name	Jamaican Mecrazy
Final Rank	6
Fastest Section Time (Section)	0:11.95 (800m)
Top Speed [km/h] (Section)	62.5 (Overall)
Race State	Finished



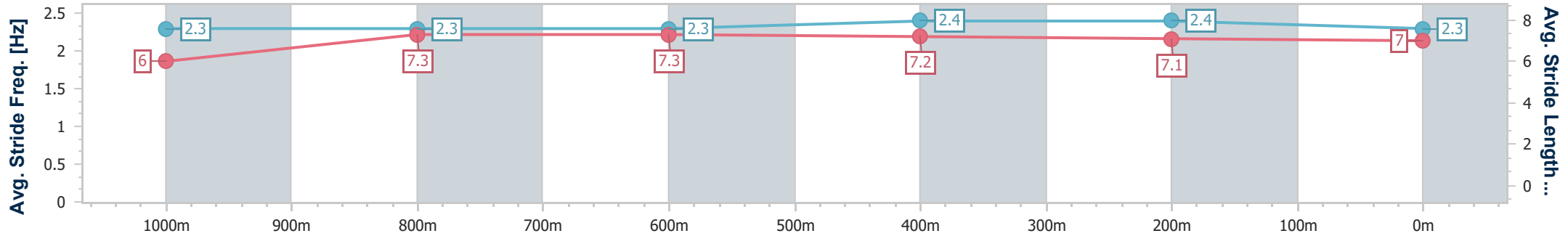
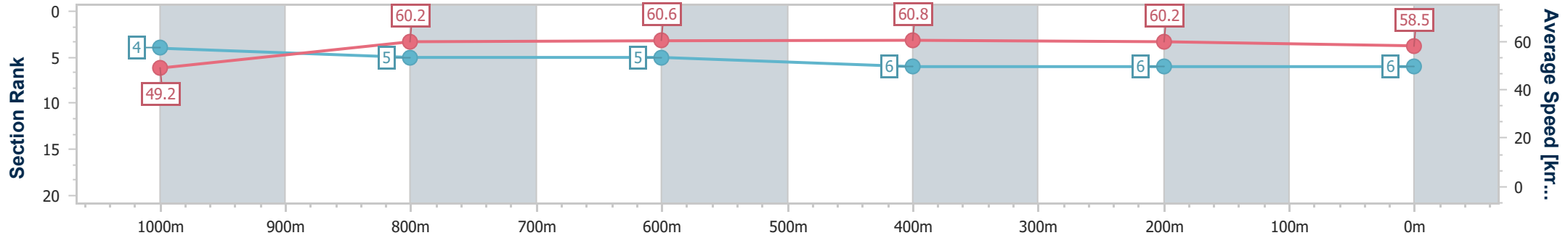
Toowoomba QLD Professional
Race 2: SAMIOS Toowoomba 20th Anniversary Class 1
Handicap - 1200m



30 November 2024 - 18:05

Track Rating: Soft 5, Weather: Showers, Rail Position: +4m Entire

Section	Overall	1000m	800m	600m	400m	200m
Section Times	1:14.87 [6] (0:14.62)	1:00.25 [4] (0:12.01)	0:48.24 [5] (0:11.95)	0:36.29 [5] (0:11.98)	0:24.31 [6] (0:12.00)	0:12.31 [6] (0:12.31)
Average Speed [km/h]	49.2	60.2	60.6	60.8	60.2	58.5
Top Speed [km/h]	62.5	61.8	62.1	62.1	61.2	59.9
Avg. Dist. to Rail [m]	2.8	1.2	1.8	2.4	1.1	3.5
Avg. Stride Freq. [Hz]	2.3	2.3	2.3	2.4	2.4	2.3
Avg. Stride Length [m]	6.0	7.3	7.3	7.2	7.1	7.0



- [] Ranking at each section and finish
- .-.- No data available at this section
- NA No data available



Horse/Jockey Name	Joy Mccoy
Final Rank	7
Fastest Section Time (Section)	0:11.67 (600m)
Top Speed [km/h] (Section)	63.1 (600m)
Race State	Finished



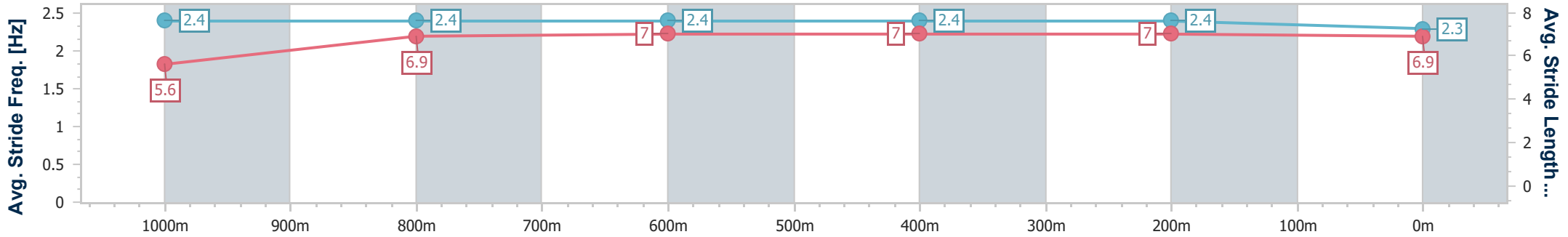
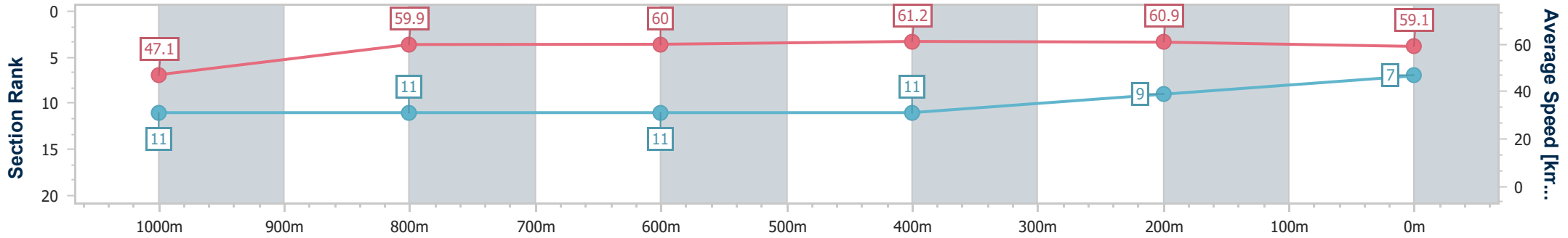
Toowoomba QLD Professional
 Race 2: SAMIOS Toowoomba 20th Anniversary Class 1
 Handicap - 1200m



30 November 2024 - 18:05

Track Rating: Soft 5, Weather: Showers, Rail Position: +4m Entire

Section	Overall	1000m	800m	600m	400m	200m
Section Times	1:15.07 [7] (0:15.31)	0:59.76 [11] (0:12.11)	0:47.65 [11] (0:11.98)	0:35.67 [11] (0:11.67)	0:24.00 [11] (0:11.77)	0:12.23 [9] (0:12.23)
Average Speed [km/h]	47.1	59.9	60.0	61.2	60.9	59.1
Top Speed [km/h]	61.4	61.4	62.9	63.1	61.7	60.3
Avg. Dist. to Rail [m]	8.4	2.2	0.5	1.6	0.9	0.9
Avg. Stride Freq. [Hz]	2.4	2.4	2.4	2.4	2.4	2.3
Avg. Stride Length [m]	5.6	6.9	7.0	7.0	7.0	6.9



- [] Ranking at each section and finish
- .-.- No data available at this section
- NA No data available



Horse/Jockey Name	Book Of Exodus
Final Rank	8
Fastest Section Time (Section)	0:11.81 (1000m)
Top Speed [km/h] (Section)	64.0 (Overall)
Race State	Finished



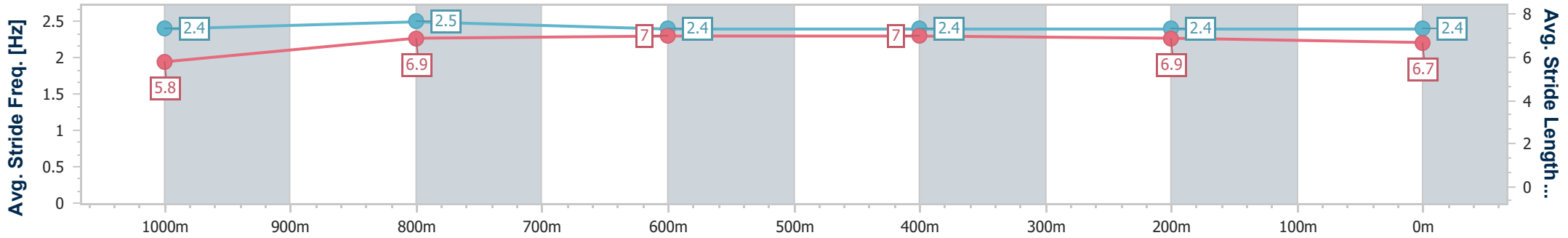
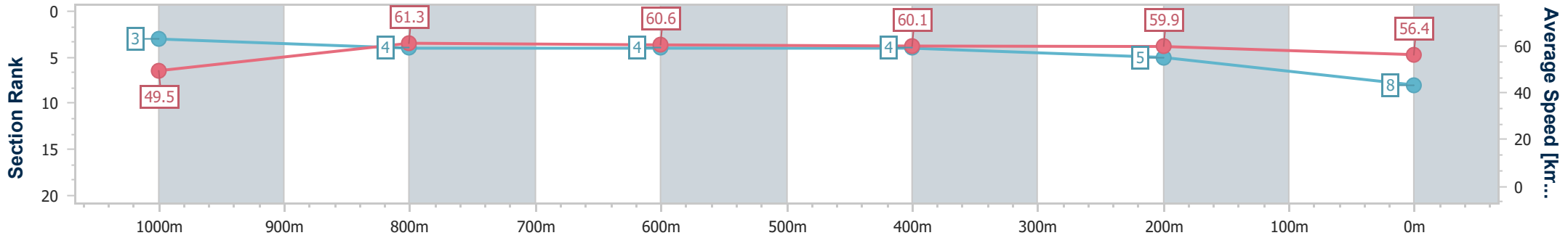
Toowoomba QLD Professional
Race 2: SAMIOS Toowoomba 20th Anniversary Class 1
Handicap - 1200m



30 November 2024 - 18:05

Track Rating: Soft 5, Weather: Showers, Rail Position: +4m Entire

Section	Overall	1000m	800m	600m	400m	200m
Section Times	1:15.24 [8] (0:14.54)	1:00.70 [3] (0:11.81)	0:48.89 [4] (0:11.97)	0:36.92 [4] (0:12.05)	0:24.87 [4] (0:12.13)	0:12.74 [5] (0:12.74)
Average Speed [km/h]	49.5	61.3	60.6	60.1	59.9	56.4
Top Speed [km/h]	64.0	63.6	61.6	62.5	61.0	59.3
Avg. Dist. to Rail [m]	3.4	1.2	2.5	1.7	2.2	2.4
Avg. Stride Freq. [Hz]	2.4	2.5	2.4	2.4	2.4	2.4
Avg. Stride Length [m]	5.8	6.9	7.0	7.0	6.9	6.7



- [] Ranking at each section and finish
- .-.- No data available at this section
- NA No data available



Horse/Jockey Name	Good'n'lucky
Final Rank	9
Fastest Section Time (Section)	0:11.92 (600m)
Top Speed [km/h] (Section)	64.0 (Overall)
Race State	Finished



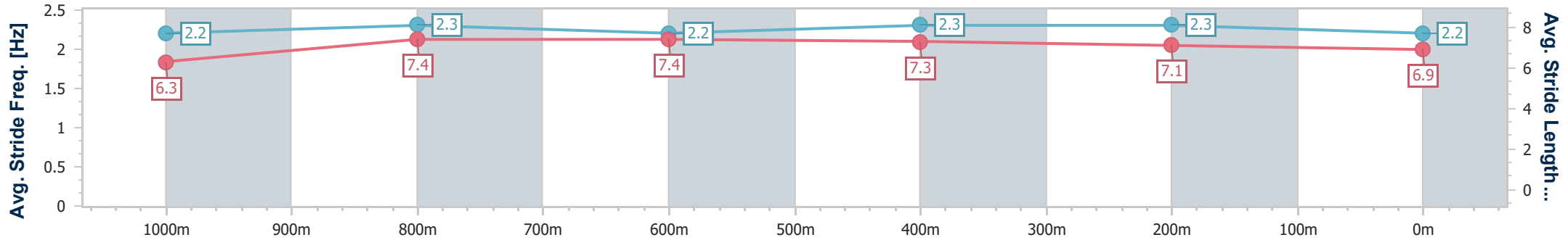
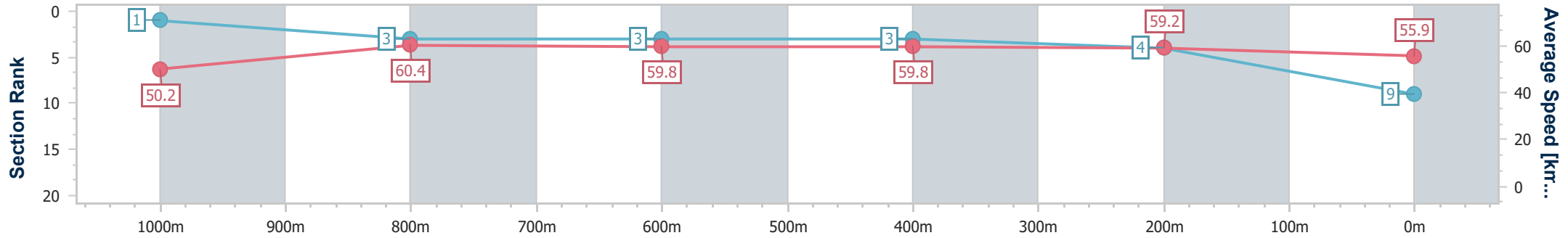
Toowoomba QLD Professional
Race 2: SAMIOS Toowoomba 20th Anniversary Class 1
Handicap - 1200m



30 November 2024 - 18:05

Track Rating: Soft 5, Weather: Showers, Rail Position: +4m Entire

Section	Overall	1000m	800m	600m	400m	200m
Section Times	1:15.27 [9] (0:14.37)	1:00.90 [1] (0:11.96)	0:48.94 [3] (0:11.98)	0:36.96 [3] (0:11.92)	0:25.04 [3] (0:12.17)	0:12.87 [4] (0:12.87)
Average Speed [km/h]	50.2	60.4	59.8	59.8	59.2	55.9
Top Speed [km/h]	64.0	61.4	61.5	61.5	59.9	58.2
Avg. Dist. to Rail [m]	6.1	1.1	1.0	1.9	0.9	2.0
Avg. Stride Freq. [Hz]	2.2	2.3	2.2	2.3	2.3	2.2
Avg. Stride Length [m]	6.3	7.4	7.4	7.3	7.1	6.9



- [] Ranking at each section and finish
- .-.- No data available at this section
- NA No data available



Horse/Jockey Name	Toro De Carga
Final Rank	10
Fastest Section Time (Section)	0:11.91 (600m)
Top Speed [km/h] (Section)	62.7 (Overall)
Race State	Finished



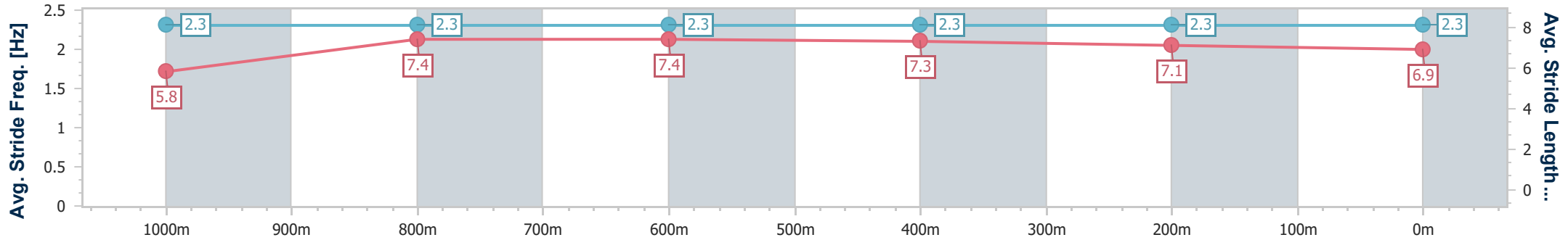
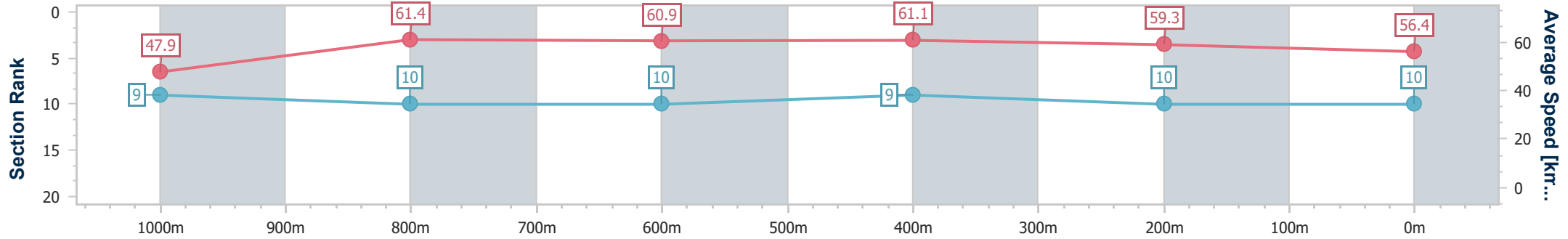
Toowoomba QLD Professional
 Race 2: SAMIOS Toowoomba 20th Anniversary Class 1
 Handicap - 1200m



30 November 2024 - 18:05

Track Rating: Soft 5, Weather: Showers, Rail Position: +4m Entire

Section	Overall	1000m	800m	600m	400m	200m
Section Times	1:15.95 [10] (0:15.05)	1:00.90 [9] (0:11.99)	0:48.91 [10] (0:12.00)	0:36.91 [10] (0:11.91)	0:25.00 [9] (0:12.25)	0:12.75 [10] (0:12.75)
Average Speed [km/h]	47.9	61.4	60.9	61.1	59.3	56.4
Top Speed [km/h]	62.7	62.5	62.0	62.0	60.8	57.5
Avg. Dist. to Rail [m]	14.5	6.1	3.9	2.2	2.8	4.2
Avg. Stride Freq. [Hz]	2.3	2.3	2.3	2.3	2.3	2.3
Avg. Stride Length [m]	5.8	7.4	7.4	7.3	7.1	6.9



- [] Ranking at each section and finish
- .-.- No data available at this section
- NA No data available



Horse/Jockey Name	Asgoodasyougett
Final Rank	11
Fastest Section Time (Section)	0:11.83 (1000m)
Top Speed [km/h] (Section)	62.0 (1000m)
Race State	Finished



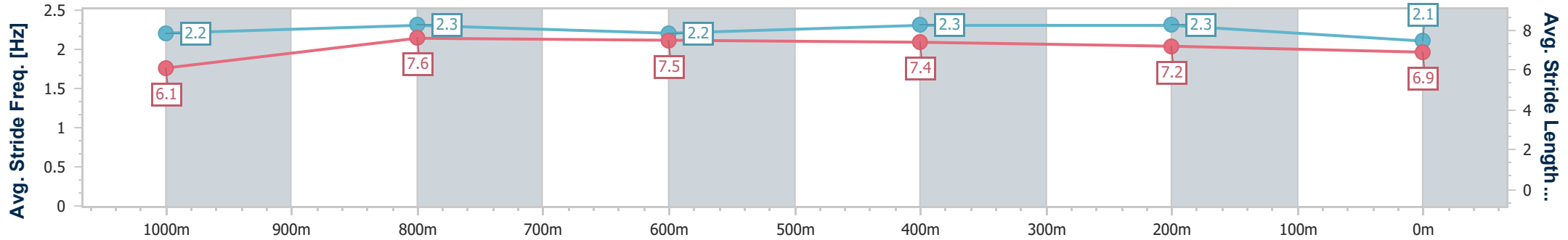
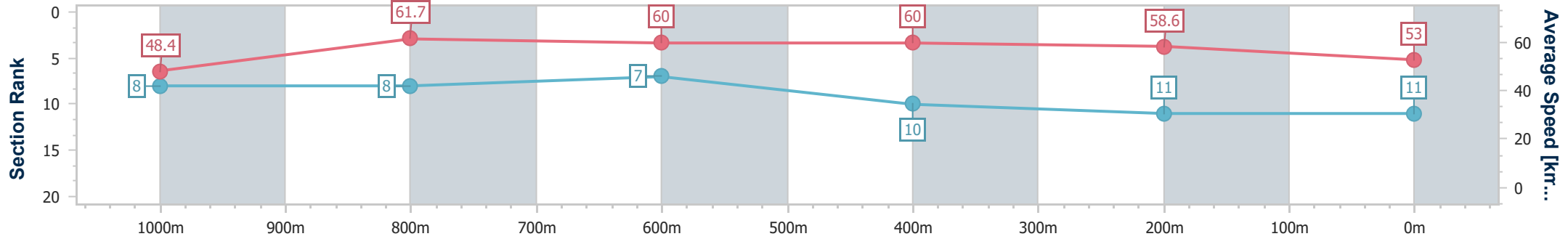
Toowoomba QLD Professional
 Race 2: SAMIOS Toowoomba 20th Anniversary Class 1
 Handicap - 1200m



30 November 2024 - 18:05

Track Rating: Soft 5, Weather: Showers, Rail Position: +4m Entire

Section	Overall	1000m	800m	600m	400m	200m
Section Times	1:16.86 [11] (0:14.92)	1:01.94 [8] (0:11.83)	0:50.11 [8] (0:12.09)	0:38.02 [7] (0:12.17)	0:25.85 [10] (0:12.31)	0:13.54 [11] (0:13.54)
Average Speed [km/h]	48.4	61.7	60.0	60.0	58.6	53.0
Top Speed [km/h]	62.0	62.0	61.3	61.3	59.9	56.3
Avg. Dist. to Rail [m]	6.8	3.2	3.0	2.4	1.1	3.6
Avg. Stride Freq. [Hz]	2.2	2.3	2.2	2.3	2.3	2.1
Avg. Stride Length [m]	6.1	7.6	7.5	7.4	7.2	6.9



- [] Ranking at each section and finish
- .-.- No data available at this section
- NA No data available