



# Toowoomba QLD Professional

## Race 1: Subzero Airconditioning Class 3 Handicap - 1300m

30 November 2024 - 17:24



Track Rating: Soft 5, Weather: Showers, Rail Position: +4m Entire

Section		Overall										Last 600m		
Field Times		1:20.19	1:11.57	1:01.06	0:49.96	0:38.52	0:26.28	0:38.52	0:08.62	0:10.51	0:11.10	0:11.44	0:12.24	0:12.86
Rank	TAB	Horse/Jockey	Barrier	Top Speed [km/h]	Fastest Section	Overall	1200m	1000m	800m	600m	400m	Distance Travelled [m]		
1	5	THE DEPUTY Chelsea Baker	3	66.6 1200m	0:09.12 Overall	1:20.19 [1] (0:09.12)	1:11.07 [6] (0:11.08)	0:59.99 [7] (0:11.34)	0:48.65 [8] (0:11.47)	0:37.18 [8] (0:12.01)	0:25.17 [7] (0:12.47)	0:37.18		
2	4	THAT'S AN EXTRA Les Tilley	2	67.9 1200m	0:08.93 Overall	1:20.23 [2] (0:08.93)	1:11.30 [4] (0:10.80)	1:00.50 [3] (0:11.05)	0:49.45 [3] (0:11.57)	0:37.88 [3] (0:11.94)	0:25.94 [3] (0:12.64)	0:37.88 +0		
3	12	PITAVAGO Kenji Yoshida	5	66.2 800m	0:09.22 Overall	1:20.30 [3] (0:09.22)	1:11.08 [8] (0:11.21)	0:59.87 [9] (0:11.37)	0:48.50 [9] (0:11.43)	0:37.07 [9] (0:11.89)	0:25.18 [9] (0:12.30)	0:37.07 +1		
4	10	VISUAL ELEMENT Madeleine Wishart	1	66.5 1200m	0:09.27 Overall	1:20.32 [4] (0:09.27)	1:11.05 [9] (0:11.07)	0:59.98 [8] (0:11.09)	0:48.89 [7] (0:11.40)	0:37.49 [7] (0:12.10)	0:25.39 [5] (0:12.40)	0:37.49 -3		
5	3	ELECTED Chris Whiteley	4	70.1 1200m	0:08.62 Overall	1:20.36 [5] (0:08.62)	1:11.74 [1] (0:10.51)	1:01.23 [1] (0:11.33)	0:49.90 [2] (0:11.46)	0:38.44 [2] (0:12.11)	0:26.33 [2] (0:12.74)	0:38.44 -1		
6	11	BASIL'S BOW Montanna Savva	6	67.4 1200m	0:08.80 Overall	1:21.34 [6] (0:08.80)	1:12.54 [3] (0:10.96)	1:01.58 [4] (0:11.28)	0:50.30 [4] (0:11.67)	0:38.63 [4] (0:12.10)	0:26.53 [4] (0:12.93)	0:38.63 -1		
7	2	SCHMOOZER Michael Murphy	9	68.7 1200m	0:09.15 Overall	1:21.48 [7] (0:09.15)	1:12.33 [7] (0:10.81)	1:01.52 [5] (0:11.27)	0:50.25 [5] (0:11.56)	0:38.69 [5] (0:12.19)	0:26.50 [6] (0:12.99)	0:38.69 +3		
8	1	BIOGRAPHER Dylan Bennett	8	72.0 1200m	0:08.80 Overall	1:22.07 [8] (0:08.80)	1:13.27 [2] (0:10.36)	1:02.91 [2] (0:11.07)	0:51.84 [1] (0:11.44)	0:40.40 [1] (0:12.24)	0:28.16 [1] (0:13.32)	0:40.40 -1		
9	7	SECRET SPY Nozi Tomizawa	7	66.8 1200m	0:09.11 Overall	1:23.34 [9] (0:09.11)	1:14.23 [5] (0:11.08)	1:03.15 [6] (0:11.18)	0:51.97 [6] (0:11.44)	0:40.53 [6] (0:12.23)	0:28.30 [8] (0:13.48)	0:40.53 +2		

Scratched: Fiery Ring (#17), By By Bean (#18), Alfa Lily (#13), All I Want Is You (#15), Archer's Game (#9), Unleash (#8), Command Approved (#14), Sunbeam Legend (#16), Treasurer (#6)

[ ] Ranking at each section and finish  
-:--:-- No data available at this section  
NA No data available

SCN Saddle cloth number  
DNF Did not finish  
DNT Did not track



# Toowoomba QLD Professional

## Race 1: Subzero Airconditioning Class 3 Handicap - 1300m

30 November 2024 - 17:24



Track Rating: Soft 5, Weather: Showers, Rail Position: +4m Entire

Section				200m				Last 600m	
Field Times				0:13.42 (0:13.42)				0:38.52	
Rank	TAB	Horse/Jockey	Barrier	Top Speed [km/h]	Fastest Section	Margin			Distance Travelled [m]
1	5	<b>THE DEPUTY</b> Chelsea Baker	3	66.6 1200m	0:09.12 Overall	0:12.70 [6] (0:12.70)	1:20.19		0:37.18
2	4	<b>THAT'S AN EXTRA</b> Les Tilley	2	67.9 1200m	0:08.93 Overall	0:13.30 [2] (0:13.30)	0.2L		0:37.88 +0
3	12	<b>PITAVAGO</b> Kenji Yoshida	5	66.2 800m	0:09.22 Overall	0:12.88 [5] (0:12.88)	0.5L		0:37.07 +1
4	10	<b>VISUAL ELEMENT</b> Madeleine Wishart	1	66.5 1200m	0:09.27 Overall	0:12.99 [4] (0:12.99)	0.6L		0:37.49 -3
5	3	<b>ELECTED</b> Chris Whiteley	4	70.1 1200m	0:08.62 Overall	0:13.59 [1] (0:13.59)	0.8L		0:38.44 -1
6	11	<b>BASIL'S BOW</b> Montanna Savva	6	67.4 1200m	0:08.80 Overall	0:13.60 [7] (0:13.60)	6.3L		0:38.63 -1
7	2	<b>SCHMOOZER</b> Michael Murphy	9	68.7 1200m	0:09.15 Overall	0:13.51 [8] (0:13.51)	7.1L		0:38.69 +3
8	1	<b>BIOGRAPHER</b> Dylan Bennett	8	72.0 1200m	0:08.80 Overall	0:14.84 [3] (0:14.84)	10.4L		0:40.40 -1
9	7	<b>SECRET SPY</b> Nozi Tomizawa	7	66.8 1200m	0:09.11 Overall	0:14.82 [9] (0:14.82)	17.7L		0:40.53 +2

Scratched: Fiery Ring (#17), By By Bean (#18), Alfa Lily (#13), All I Want Is You (#15), Archer's Game (#9), Unleash (#8), Command Approved (#14), Sunbeam Legend (#16), Treasurer (#6)

[ ] Ranking at each section and finish  
 -:-:- No data available at this section  
 NA No data available

SCN Saddle cloth number  
 DNF Did not finish  
 DNT Did not track



Horse/Jockey Name	The Deputy
Final Rank	1
Fastest Section Time (Section)	0:09.12 (Overall)
Top Speed [km/h] (Section)	66.6 (1200m)
Race State	Finished



### Toowoomba QLD Professional

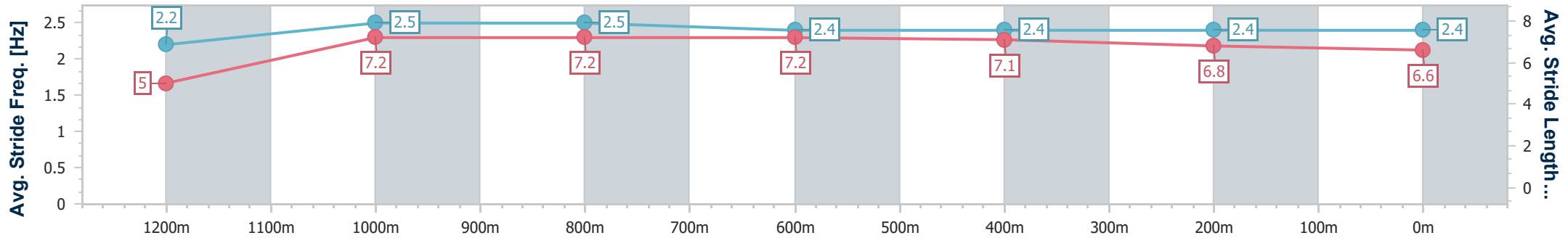
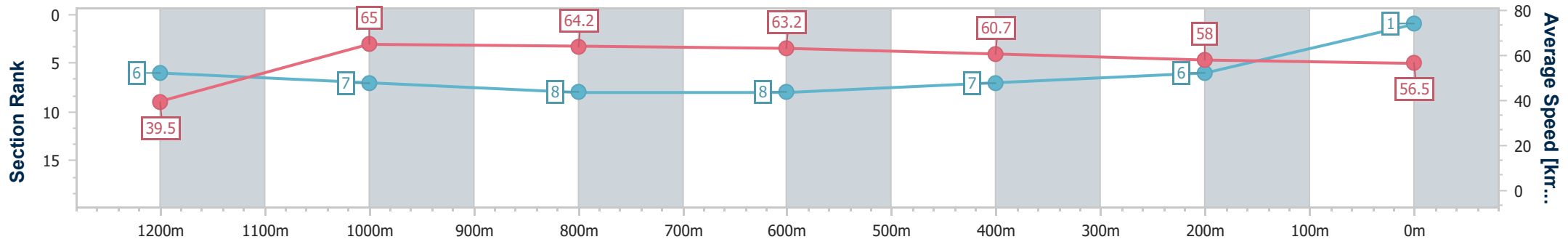
Race 1: Subzero Airconditioning Class 3 Handicap - 1300m

30 November 2024 - 17:24



Track Rating: Soft 5, Weather: Showers, Rail Position: +4m Entire

Section	Overall	1200m	1000m	800m	600m	400m	200m
Section Times	1:20.19 [1] (0:09.12)	1:11.07 [6] (0:11.08)	0:59.99 [7] (0:11.34)	0:48.65 [8] (0:11.47)	0:37.18 [8] (0:12.01)	0:25.17 [7] (0:12.47)	0:12.70 [6] (0:12.70)
Average Speed [km/h]	39.5	65.0	64.2	63.2	60.7	58.0	56.5
Top Speed [km/h]	62.4	66.6	65.3	64.6	62.5	59.7	57.5
Avg. Dist. to Rail [m]	5.4	2.1	2.7	2.7	1.8	1.8	2.2
Avg. Stride Freq. [Hz]	2.2	2.5	2.5	2.4	2.4	2.4	2.4
Avg. Stride Length [m]	5.0	7.2	7.2	7.2	7.1	6.8	6.6



- [ ] Ranking at each section and finish
- .-.- No data available at this section
- NA No data available



Horse/Jockey Name	That's An Extra
Final Rank	2
Fastest Section Time (Section)	0:08.93 (Overall)
Top Speed [km/h] (Section)	67.9 (1200m)
Race State	Finished



### Toowoomba QLD Professional

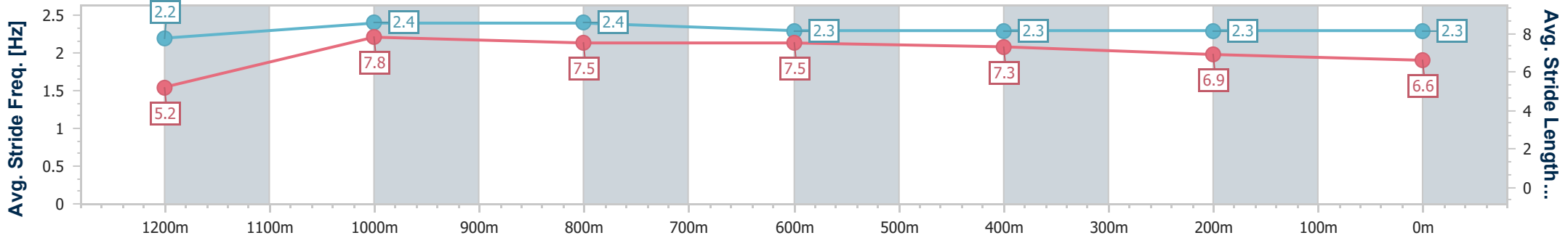
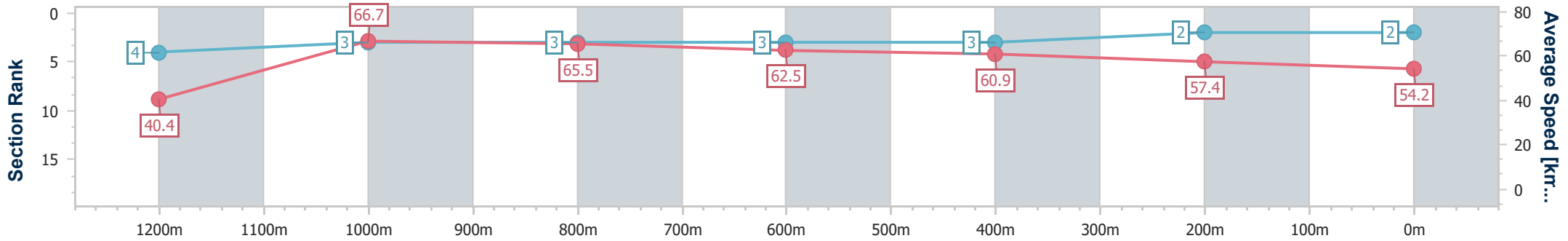
Race 1: Subzero Airconditioning Class 3 Handicap - 1300m

30 November 2024 - 17:24



Track Rating: Soft 5, Weather: Showers, Rail Position: +4m Entire

Section	Overall	1200m	1000m	800m	600m	400m	200m
Section Times	1:20.23 [2] (0:08.93)	1:11.30 [4] (0:10.80)	1:00.50 [3] (0:11.05)	0:49.45 [3] (0:11.57)	0:37.88 [3] (0:11.94)	0:25.94 [3] (0:12.64)	0:13.30 [2] (0:13.30)
Average Speed [km/h]	40.4	66.7	65.5	62.5	60.9	57.4	54.2
Top Speed [km/h]	63.9	67.9	67.7	64.0	64.1	59.0	56.0
Avg. Dist. to Rail [m]	4.0	1.3	1.3	2.6	2.0	1.9	3.1
Avg. Stride Freq. [Hz]	2.2	2.4	2.4	2.3	2.3	2.3	2.3
Avg. Stride Length [m]	5.2	7.8	7.5	7.5	7.3	6.9	6.6



- [ ] Ranking at each section and finish
- .-.- No data available at this section
- NA No data available



Horse/Jockey Name	Pitavago
Final Rank	3
Fastest Section Time (Section)	0:09.22 (Overall)
Top Speed [km/h] (Section)	66.2 (800m)
Race State	Finished



### Toowoomba QLD Professional

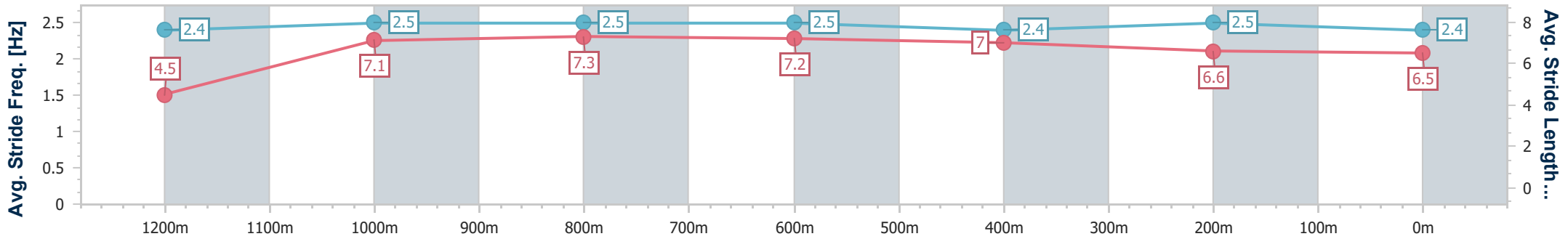
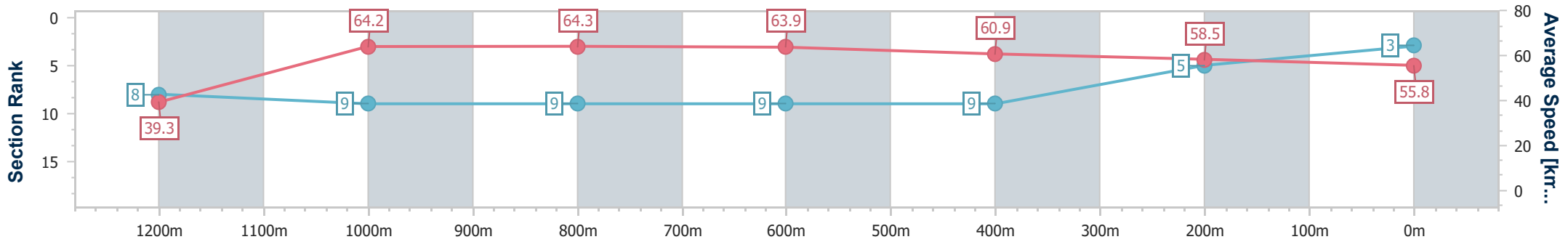
Race 1: Subzero Airconditioning Class 3 Handicap - 1300m

30 November 2024 - 17:24



Track Rating: Soft 5, Weather: Showers, Rail Position: +4m Entire

Section	Overall	1200m	1000m	800m	600m	400m	200m
Section Times	1:20.30 [3] (0:09.22)	1:11.08 [8] (0:11.21)	0:59.87 [9] (0:11.37)	0:48.50 [9] (0:11.43)	0:37.07 [9] (0:11.89)	0:25.18 [9] (0:12.30)	0:12.88 [5]
Average Speed [km/h]	39.3	64.2	64.3	63.9	60.9	58.5	55.8
Top Speed [km/h]	62.7	65.7	65.8	66.2	63.8	59.4	57.7
Avg. Dist. to Rail [m]	5.5	2.0	4.0	3.5	1.1	0.7	1.4
Avg. Stride Freq. [Hz]	2.4	2.5	2.5	2.5	2.4	2.5	2.4
Avg. Stride Length [m]	4.5	7.1	7.3	7.2	7.0	6.6	6.5



- [ ] Ranking at each section and finish
- .-.- No data available at this section
- NA No data available



Horse/Jockey Name	Visual Element
Final Rank	4
Fastest Section Time (Section)	0:09.27 (Overall)
Top Speed [km/h] (Section)	66.5 (1200m)
Race State	Finished



### Toowoomba QLD Professional

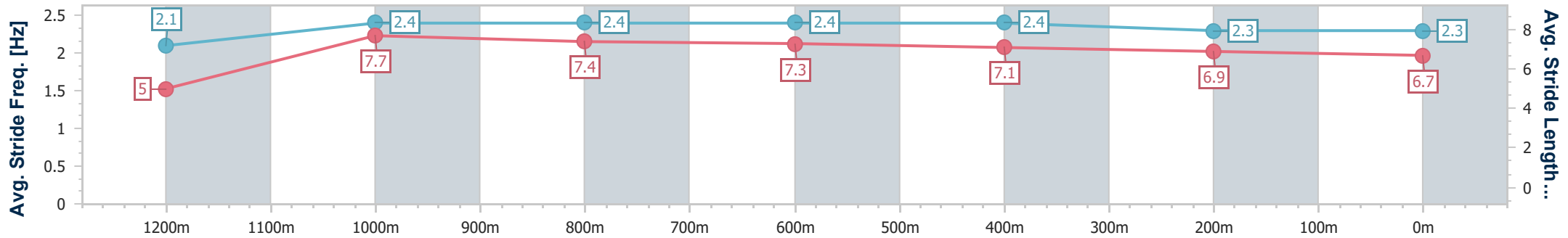
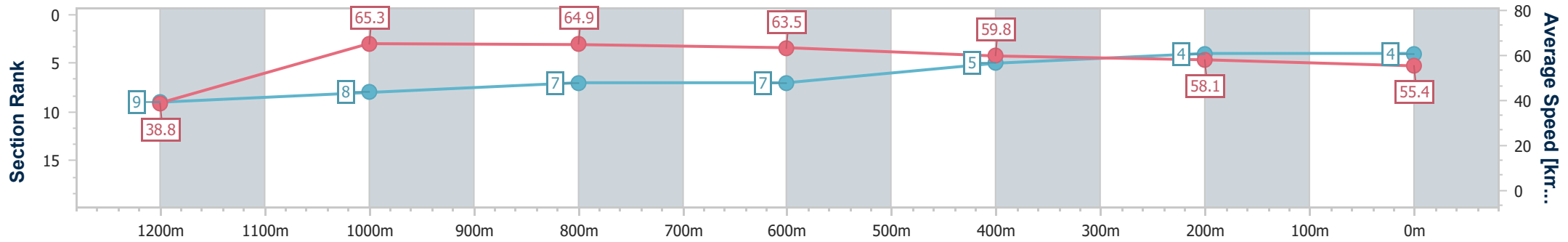
Race 1: Subzero Airconditioning Class 3 Handicap - 1300m

30 November 2024 - 17:24



Track Rating: Soft 5, Weather: Showers, Rail Position: +4m Entire

Section	Overall	1200m	1000m	800m	600m	400m	200m
Section Times	1:20.32 [4] (0:09.27)	1:11.05 [9] (0:11.07)	0:59.98 [8] (0:11.09)	0:48.89 [7] (0:11.40)	0:37.49 [7] (0:12.10)	0:25.39 [5] (0:12.40)	0:12.99 [4] (0:12.99)
Average Speed [km/h]	38.8	65.3	64.9	63.5	59.8	58.1	55.4
Top Speed [km/h]	62.6	66.5	66.5	65.2	62.3	58.8	57.7
Avg. Dist. to Rail [m]	3.2	0.4	0.5	1.9	1.1	1.3	3.4
Avg. Stride Freq. [Hz]	2.1	2.4	2.4	2.4	2.4	2.3	2.3
Avg. Stride Length [m]	5.0	7.7	7.4	7.3	7.1	6.9	6.7



- [ ] Ranking at each section and finish
- .-.- No data available at this section
- NA No data available



Horse/Jockey Name	Elected
Final Rank	5
Fastest Section Time (Section)	0:08.62 (Overall)
Top Speed [km/h] (Section)	70.1 (1200m)
Race State	Finished



### Toowoomba QLD Professional

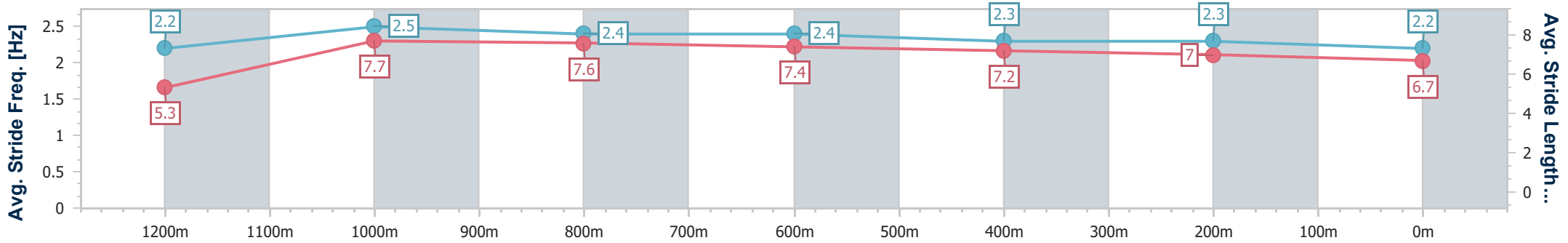
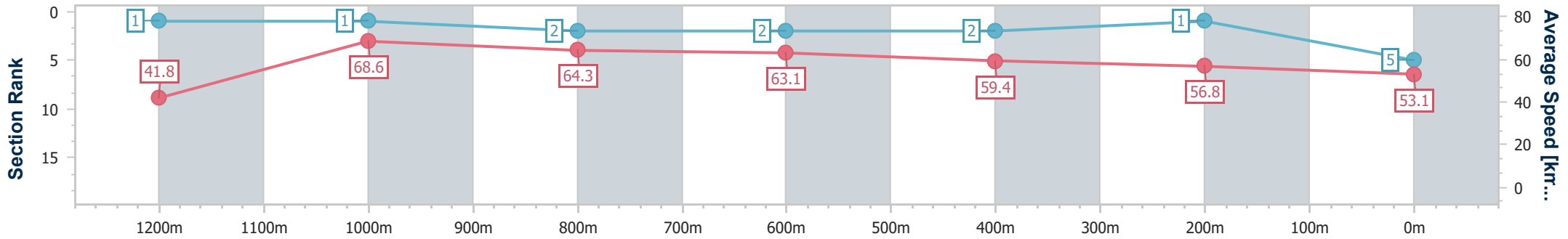
Race 1: Subzero Airconditioning Class 3 Handicap - 1300m

30 November 2024 - 17:24



Track Rating: Soft 5, Weather: Showers, Rail Position: +4m Entire

Section	Overall	1200m	1000m	800m	600m	400m	200m
Section Times	1:20.36 [5] (0:08.62)	1:11.74 [1] (0:10.51)	1:01.23 [1] (0:11.33)	0:49.90 [2] (0:11.46)	0:38.44 [2] (0:12.11)	0:26.33 [2] (0:12.74)	0:13.59 [1] (0:13.59)
Average Speed [km/h]	41.8	68.6	64.3	63.1	59.4	56.8	53.1
Top Speed [km/h]	64.1	70.1	68.3	64.4	62.3	57.9	54.8
Avg. Dist. to Rail [m]	4.9	1.8	2.5	1.3	0.4	1.4	2.2
Avg. Stride Freq. [Hz]	2.2	2.5	2.4	2.4	2.3	2.3	2.2
Avg. Stride Length [m]	5.3	7.7	7.6	7.4	7.2	7.0	6.7



- [ ] Ranking at each section and finish
- .-.- No data available at this section
- NA No data available



Horse/Jockey Name	Basil's Bow
Final Rank	6
Fastest Section Time (Section)	0:08.80 (Overall)
Top Speed [km/h] (Section)	67.4 (1200m)
Race State	Finished



### Toowoomba QLD Professional

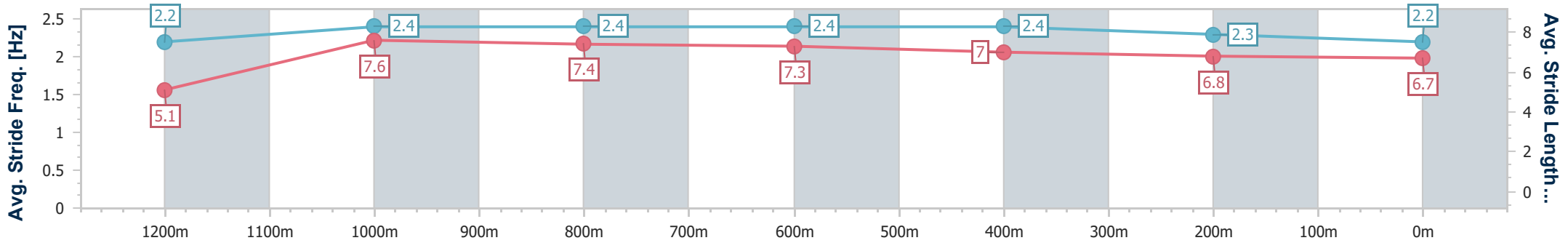
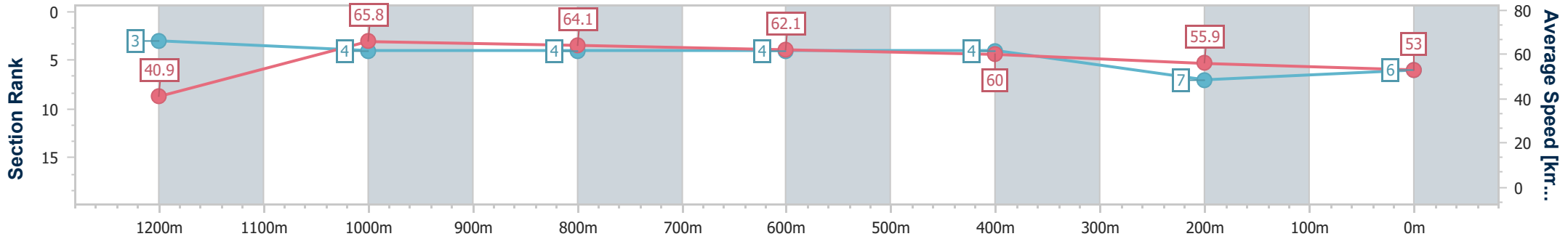
Race 1: Subzero Airconditioning Class 3 Handicap - 1300m

30 November 2024 - 17:24



Track Rating: Soft 5, Weather: Showers, Rail Position: +4m Entire

Section	Overall	1200m	1000m	800m	600m	400m	200m
Section Times	1:21.34 [6] (0:08.80)	1:12.54 [3] (0:10.96)	1:01.58 [4] (0:11.28)	0:50.30 [4] (0:11.67)	0:38.63 [4] (0:12.10)	0:26.53 [4] (0:12.93)	0:13.60 [7] (0:13.60)
Average Speed [km/h]	40.9	65.8	64.1	62.1	60.0	55.9	53.0
Top Speed [km/h]	62.0	67.4	66.1	62.9	61.4	58.5	54.2
Avg. Dist. to Rail [m]	3.2	0.6	1.2	2.4	1.4	2.4	1.1
Avg. Stride Freq. [Hz]	2.2	2.4	2.4	2.4	2.4	2.3	2.2
Avg. Stride Length [m]	5.1	7.6	7.4	7.3	7.0	6.8	6.7



- [ ] Ranking at each section and finish
- .-.- No data available at this section
- NA No data available





Horse/Jockey Name	Schmoozer
Final Rank	7
Fastest Section Time (Section)	0:09.15 (Overall)
Top Speed [km/h] (Section)	68.7 (1200m)
Race State	Finished



Toowoomba QLD Professional

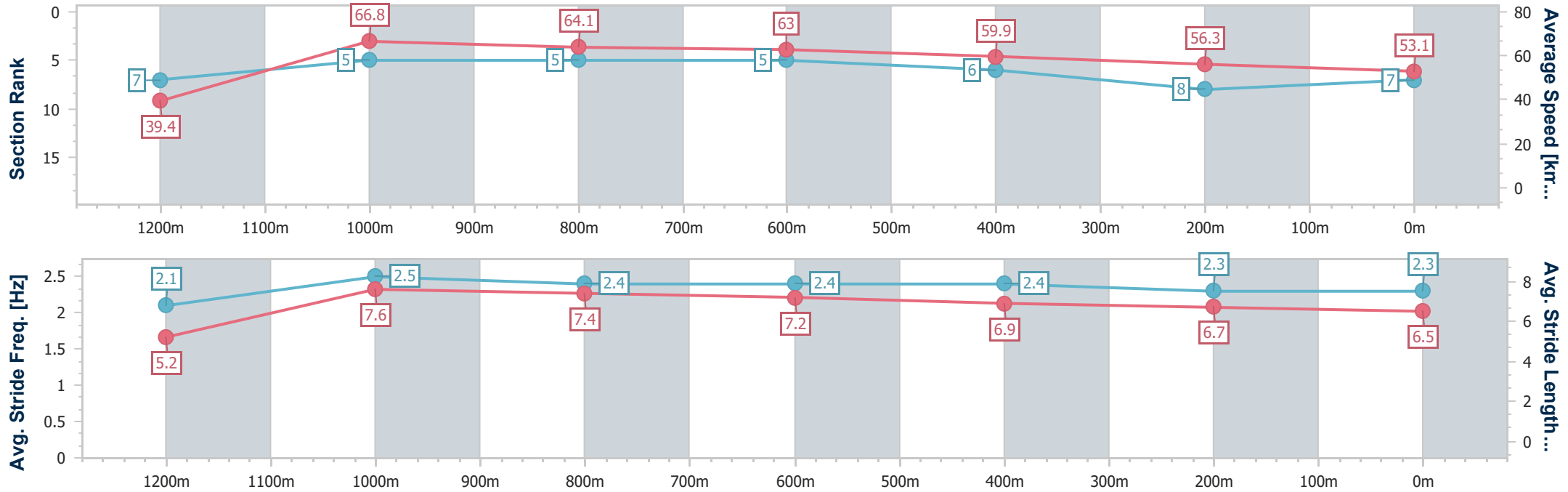
Race 1: Subzero Airconditioning Class 3 Handicap - 1300m

30 November 2024 - 17:24

Track Rating: Soft 5, Weather: Showers, Rail Position: +4m Entire



Section	Overall	1200m	1000m	800m	600m	400m	200m
Section Times	1:21.48 [7] (0:09.15)	1:12.33 [7] (0:10.81)	1:01.52 [5] (0:11.27)	0:50.25 [5] (0:11.56)	0:38.69 [5] (0:12.19)	0:26.50 [6] (0:12.99)	0:13.51 [8] (0:13.51)
Average Speed [km/h]	39.4	66.8	64.1	63.0	59.9	56.3	53.1
Top Speed [km/h]	64.6	68.7	65.4	64.1	62.6	57.8	54.6
Avg. Dist. to Rail [m]	10.6	3.4	1.6	3.6	2.7	3.5	4.7
Avg. Stride Freq. [Hz]	2.1	2.5	2.4	2.4	2.4	2.3	2.3
Avg. Stride Length [m]	5.2	7.6	7.4	7.2	6.9	6.7	6.5



- [ ] Ranking at each section and finish
- .-.- No data available at this section
- NA No data available



Horse/Jockey Name	Biographer
Final Rank	8
Fastest Section Time (Section)	0:08.80 (Overall)
Top Speed [km/h] (Section)	72.0 (1200m)
Race State	Finished



### Toowoomba QLD Professional

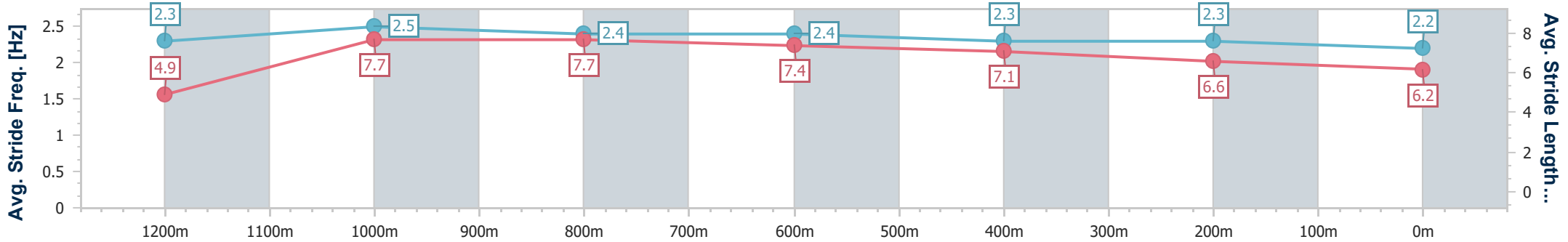
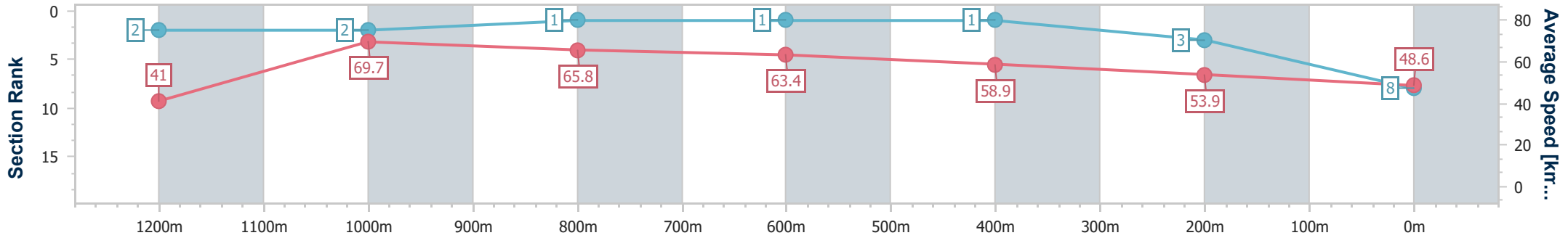
Race 1: Subzero Airconditioning Class 3 Handicap - 1300m

30 November 2024 - 17:24



Track Rating: Soft 5, Weather: Showers, Rail Position: +4m Entire

Section	Overall	1200m	1000m	800m	600m	400m	200m
Section Times	1:22.07 [8] (0:08.80)	1:13.27 [2] (0:10.36)	1:02.91 [2] (0:11.07)	0:51.84 [1] (0:11.44)	0:40.40 [1] (0:12.24)	0:28.16 [1] (0:13.32)	0:14.84 [3] (0:14.84)
Average Speed [km/h]	41.0	69.7	65.8	63.4	58.9	53.9	48.6
Top Speed [km/h]	66.8	72.0	68.4	64.6	62.1	56.8	51.6
Avg. Dist. to Rail [m]	10.0	3.8	3.2	2.0	0.9	0.2	0.4
Avg. Stride Freq. [Hz]	2.3	2.5	2.4	2.4	2.3	2.3	2.2
Avg. Stride Length [m]	4.9	7.7	7.7	7.4	7.1	6.6	6.2



- [ ] Ranking at each section and finish
- .-.- No data available at this section
- NA No data available



Horse/Jockey Name	Secret Spy
Final Rank	9
Fastest Section Time (Section)	0:09.11 (Overall)
Top Speed [km/h] (Section)	66.8 (1200m)
Race State	Finished



### Toowoomba QLD Professional

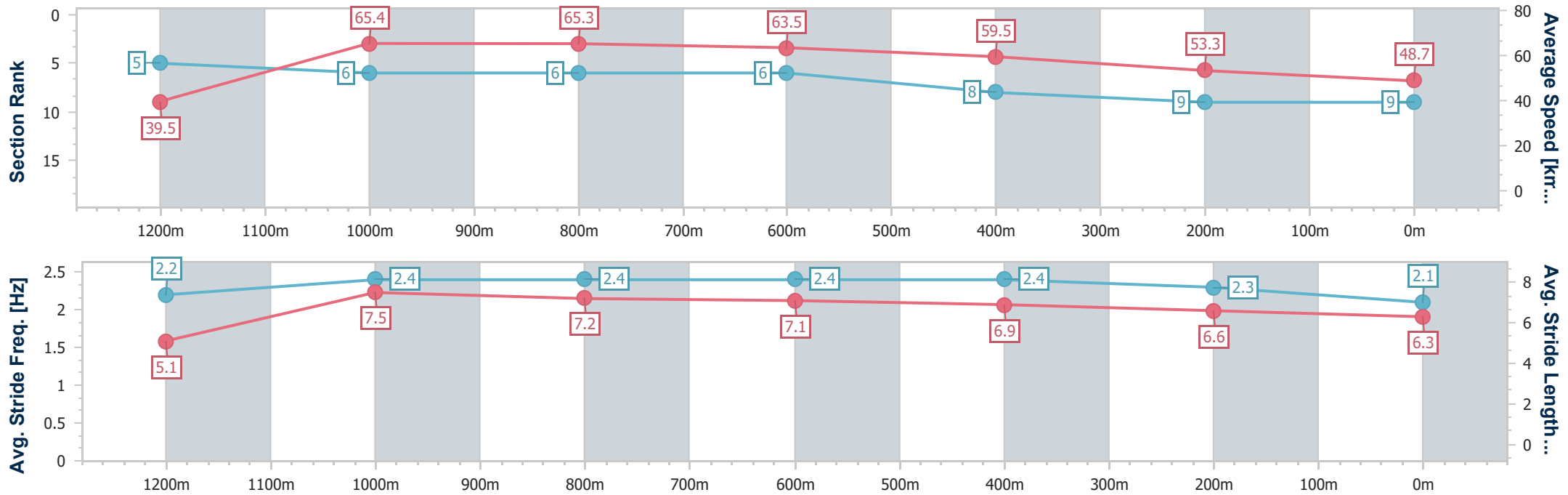
Race 1: Subzero Airconditioning Class 3 Handicap - 1300m

30 November 2024 - 17:24



Track Rating: Soft 5, Weather: Showers, Rail Position: +4m Entire

Section	Overall	1200m	1000m	800m	600m	400m	200m
Section Times	1:23.34 [9] (0:09.11)	1:14.23 [5] (0:11.08)	1:03.15 [6] (0:11.18)	0:51.97 [6] (0:11.44)	0:40.53 [6] (0:12.23)	0:28.30 [8] (0:13.48)	0:14.82 [9] (0:14.82)
Average Speed [km/h]	39.5	65.4	65.3	63.5	59.5	53.3	48.7
Top Speed [km/h]	62.6	66.8	66.6	64.7	62.7	55.8	51.5
Avg. Dist. to Rail [m]	9.0	4.6	4.2	3.6	2.1	0.7	1.7
Avg. Stride Freq. [Hz]	2.2	2.4	2.4	2.4	2.4	2.3	2.1
Avg. Stride Length [m]	5.1	7.5	7.2	7.1	6.9	6.6	6.3



- [ ] Ranking at each section and finish
- .-.- No data available at this section
- NA No data available



# Toowoomba QLD Professional

## Race 2: SAMIOS Toowoomba 20th Anniversary Class 1 Handicap - 1200m

30 November 2024 - 18:05



Track Rating: Soft 5, Weather: Showers, Rail Position: +4m Entire

Section		Field Times												
		Overall	1000m	800m	600m	400m	200m	Last 600m						
		1:13.89 (0:14.37)	0:59.52 (0:11.68)	0:47.84 (0:11.87)	0:35.97 (0:11.72)	0:24.25 (0:11.86)	0:12.39 (0:12.39)	0:35.97						
Rank	TAB	Horse/Jockey	Barrier	Top Speed [km/h]	Fastest Section								Margin	Distance Travelled [m]
1	5	PIA MIA Karl Zechner	8	69.1 200m	0:11.40 1000m	1:13.89 [1] (0:14.65)	0:59.24 [5] (0:11.40)	0:47.84 [1] (0:11.87)	0:35.97 [1] (0:11.72)	0:24.25 [1] (0:11.86)	0:12.39 [1] (0:12.39)	1:13.89	0:35.97	
2	3	ULUWATU Les Tilley	4	63.7 800m	0:11.72 400m	1:14.33 [2] (0:14.86)	0:59.47 [7] (0:11.83)	0:47.64 [6] (0:11.91)	0:35.73 [6] (0:12.06)	0:23.67 [7] (0:11.72)	0:11.95 [3] (0:11.95)	2.5L	0:35.73	+4
3	8	ARIAT Dylan Bennett	1	63.6 1000m	0:11.81 200m	1:14.64 [3] (0:15.11)	0:59.53 [10] (0:11.82)	0:47.71 [9] (0:12.04)	0:35.67 [9] (0:11.95)	0:23.72 [8] (0:11.91)	0:11.81 [8] (0:11.81)	4.3L	0:35.67	+1
4	13	MOONSTRIKER Michael Murphy	11	65.7 Overall	0:11.57 1000m	1:14.81 [4] (0:14.50)	1:00.31 [2] (0:11.57)	0:48.74 [2] (0:11.90)	0:36.84 [2] (0:11.94)	0:24.90 [2] (0:12.16)	0:12.74 [2] (0:12.74)	5.3L	0:36.84	+1
5	11	ROSTOPCHIN Madeleine Wishart	5	64.2 600m	0:11.66 600m	1:14.83 [5] (0:14.81)	1:00.02 [6] (0:11.90)	0:48.12 [7] (0:12.19)	0:35.93 [8] (0:11.66)	0:24.27 [5] (0:12.06)	0:12.21 [7] (0:12.21)	5.4L	0:35.93	-3
6	6	JAMAICAN MECRAZY Luke Tarrant	2	62.5 Overall	0:11.95 800m	1:14.87 [6] (0:14.62)	1:00.25 [4] (0:12.01)	0:48.24 [5] (0:11.95)	0:36.29 [5] (0:11.98)	0:24.31 [6] (0:12.00)	0:12.31 [6] (0:12.31)	5.6L	0:36.29	+3
7	9	JOY MCCOY Chelsea Baker	9	63.1 600m	0:11.67 600m	1:15.07 [7] (0:15.31)	0:59.76 [11] (0:12.11)	0:47.65 [11] (0:11.98)	0:35.67 [11] (0:11.67)	0:24.00 [11] (0:11.77)	0:12.23 [9] (0:12.23)	6.6L	0:35.67	-3
8	12	BOOK OF EXODUS Kenji Yoshida	3	64.0 Overall	0:11.81 1000m	1:15.24 [8] (0:14.54)	1:00.70 [3] (0:11.81)	0:48.89 [4] (0:11.97)	0:36.92 [4] (0:12.05)	0:24.87 [4] (0:12.13)	0:12.74 [5] (0:12.74)	7.4L	0:36.92	+3
9	16	GOOD'N'LUCKY Montanna Savva	7	64.0 Overall	0:11.92 600m	1:15.27 [9] (0:14.37)	1:00.90 [1] (0:11.96)	0:48.94 [3] (0:11.98)	0:36.96 [3] (0:11.92)	0:25.04 [3] (0:12.17)	0:12.87 [4] (0:12.87)	7.6L	0:36.96	-4
10	7	TORO DE CARGA Nozi Tomizawa	12	62.7 Overall	0:11.91 600m	1:15.95 [10] (0:15.05)	1:00.90 [9] (0:11.99)	0:48.91 [10] (0:12.00)	0:36.91 [10] (0:11.91)	0:25.00 [9] (0:12.25)	0:12.75 [10] (0:12.75)	11.4L	0:36.91	+10

Scratched: Whistlin' Ruler (#18), Earlston (#17), Just For Pleasure (#10), The White Mouse (#19), Black Country (#15), Jacka Stands Alone (#4), Able Seaman (#2), La Petite Maison (#1)

[ ] Ranking at each section and finish  
 -:-:- No data available at this section  
 NA No data available

SCN Saddle cloth number  
 DNF Did not finish  
 DNT Did not track



# Toowoomba QLD Professional

## Race 2: SAMIOS Toowoomba 20th Anniversary Class 1 Handicap - 1200m

30 November 2024 - 18:05



Track Rating: Soft 5, Weather: Showers, Rail Position: +4m Entire

Section	Overall	1000m	800m	600m	400m	200m	Last 600m
Field Times	1:13.89 (0:14.37)	0:59.52 (0:11.68)	0:47.84 (0:11.87)	0:35.97 (0:11.72)	0:24.25 (0:11.86)	0:12.39 (0:12.39)	0:35.97

Rank	TAB	Horse/Jockey	Barrier	Top Speed [km/h]	Fastest Section	Margin	Distance Travelled [m]
11	14	ASGOODASYOUGETT Luke Miller	6	62.0 1000m	0:11.83 1000m 1:16.86 [11] (0:14.92)	16.7L	+5

Scratched: Whistlin' Ruler (#18), Earlston (#17), Just For Pleasure (#10), The White Mouse (#19), Black Country (#15), Jacka Stands Alone (#4), Able Seaman (#2), La Petite Maison (#1)



Horse/Jockey Name	Pia Mia
Final Rank	1
Fastest Section Time (Section)	0:11.40 (1000m)
Top Speed [km/h] (Section)	69.1 (200m)
Race State	Finished



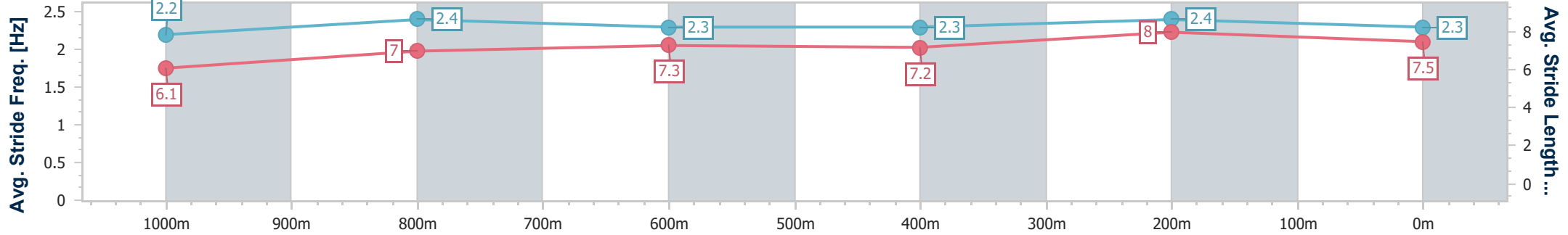
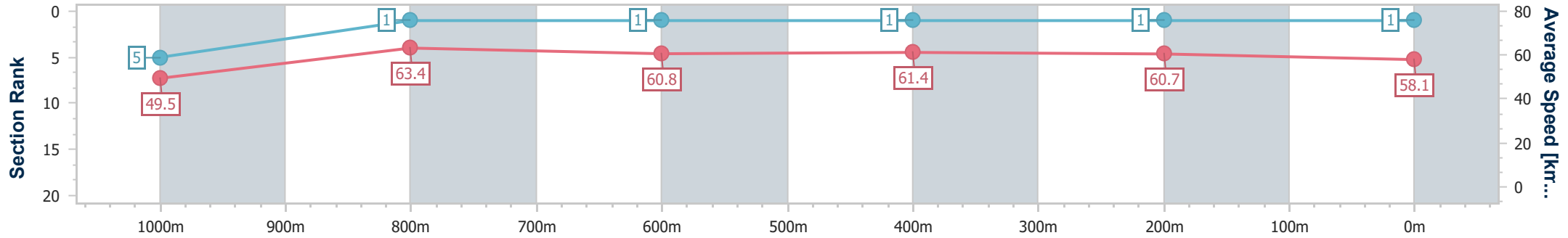
Toowoomba QLD Professional  
 Race 2: SAMIOS Toowoomba 20th Anniversary Class 1  
 Handicap - 1200m



30 November 2024 - 18:05

Track Rating: Soft 5, Weather: Showers, Rail Position: +4m Entire

Section	Overall	1000m	800m	600m	400m	200m
Section Times	1:13.89 [1] (0:14.65)	0:59.24 [5] (0:11.40)	0:47.84 [1] (0:11.87)	0:35.97 [1] (0:11.72)	0:24.25 [1] (0:11.86)	0:12.39 [1] (0:12.39)
Average Speed [km/h]	49.5	63.4	60.8	61.4	60.7	58.1
Top Speed [km/h]	65.4	67.2	62.1	69.0	68.8	69.1
Avg. Dist. to Rail [m]	7.7	2.6	0.3	0.4	2.4	1.4
Avg. Stride Freq. [Hz]	2.2	2.4	2.3	2.3	2.4	2.3
Avg. Stride Length [m]	6.1	7.0	7.3	7.2	8.0	7.5



- [ ] Ranking at each section and finish
- .-.- No data available at this section
- NA No data available



Horse/Jockey Name	Uluwatu
Final Rank	2
Fastest Section Time (Section)	0:11.72 (400m)
Top Speed [km/h] (Section)	63.7 (800m)
Race State	Finished



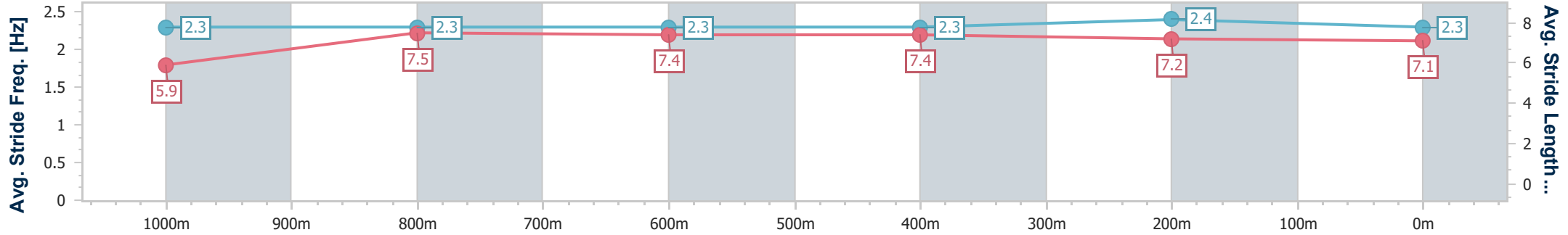
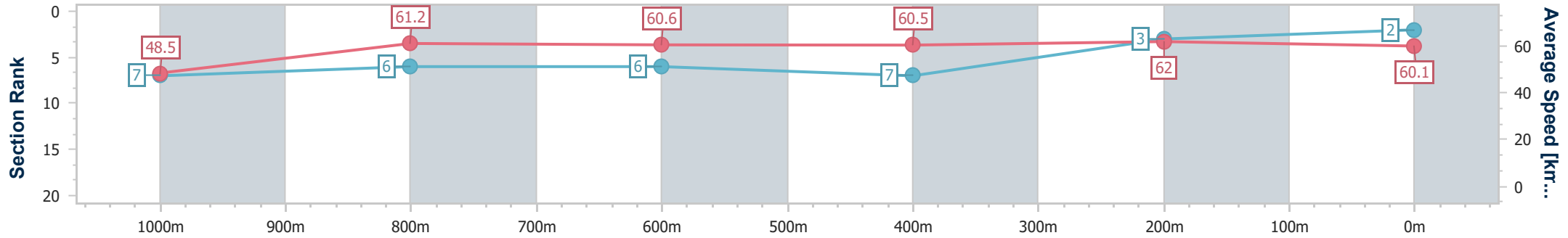
Toowoomba QLD Professional  
Race 2: SAMIOS Toowoomba 20th Anniversary Class 1  
Handicap - 1200m



30 November 2024 - 18:05

Track Rating: Soft 5, Weather: Showers, Rail Position: +4m Entire

Section	Overall	1000m	800m	600m	400m	200m
Section Times	1:14.33 [2] (0:14.86)	0:59.47 [7] (0:11.83)	0:47.64 [6] (0:11.91)	0:35.73 [6] (0:12.06)	0:23.67 [7] (0:11.72)	0:11.95 [3] (0:11.95)
Average Speed [km/h]	48.5	61.2	60.6	60.5	62.0	60.1
Top Speed [km/h]	62.3	62.8	63.7	62.1	63.3	62.0
Avg. Dist. to Rail [m]	4.6	1.9	1.5	2.0	3.6	3.9
Avg. Stride Freq. [Hz]	2.3	2.3	2.3	2.3	2.4	2.3
Avg. Stride Length [m]	5.9	7.5	7.4	7.4	7.2	7.1



- [ ] Ranking at each section and finish
- .-.- No data available at this section
- NA No data available



Horse/Jockey Name	Ariat
Final Rank	3
Fastest Section Time (Section)	0:11.81 (200m)
Top Speed [km/h] (Section)	63.6 (1000m)
Race State	Finished



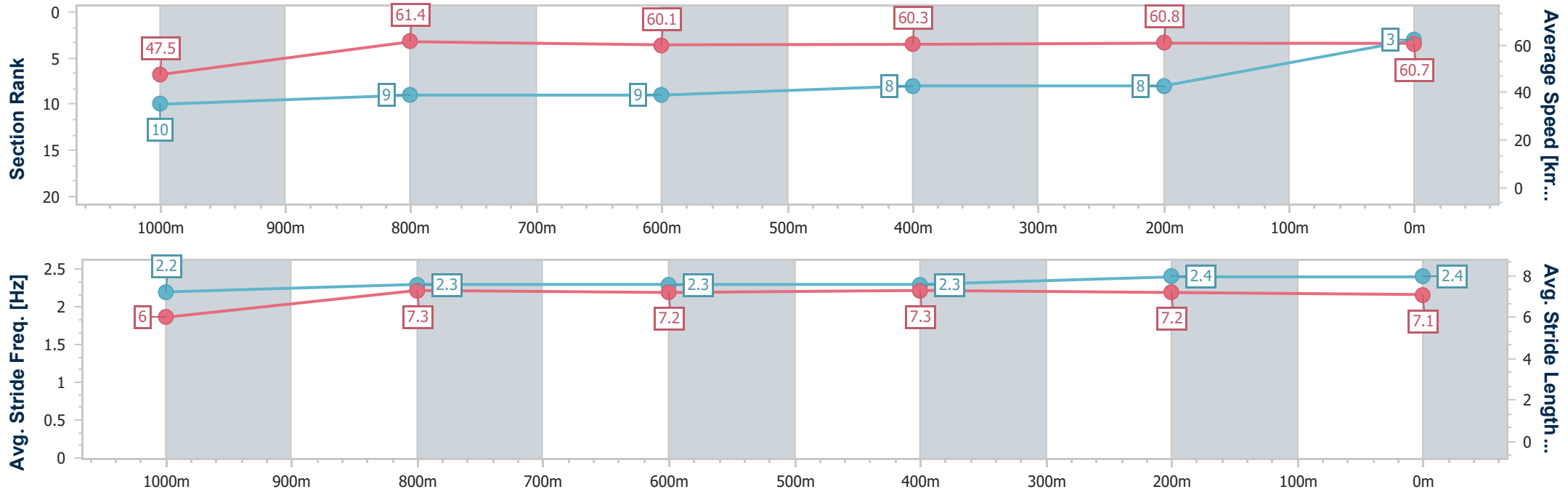
Toowoomba QLD Professional  
Race 2: SAMIOS Toowoomba 20th Anniversary Class 1  
Handicap - 1200m



30 November 2024 - 18:05

Track Rating: Soft 5, Weather: Showers, Rail Position: +4m Entire

Section	Overall	1000m	800m	600m	400m	200m
Section Times	1:14.64 [3] (0:15.11)	0:59.53 [10] (0:11.82)	0:47.71 [9] (0:12.04)	0:35.67 [9] (0:11.95)	0:23.72 [8] (0:11.91)	0:11.81 [8] (0:11.81)
Average Speed [km/h]	47.5	61.4	60.1	60.3	60.8	60.7
Top Speed [km/h]	63.5	63.6	61.4	61.8	61.6	61.0
Avg. Dist. to Rail [m]	1.7	1.0	1.8	0.8	1.1	4.7
Avg. Stride Freq. [Hz]	2.2	2.3	2.3	2.3	2.4	2.4
Avg. Stride Length [m]	6.0	7.3	7.2	7.3	7.2	7.1



- [ ] Ranking at each section and finish
- .-.- No data available at this section
- NA No data available





Horse/Jockey Name	Moonstriker
Final Rank	4
Fastest Section Time (Section)	0:11.57 (1000m)
Top Speed [km/h] (Section)	65.7 (Overall)
Race State	Finished



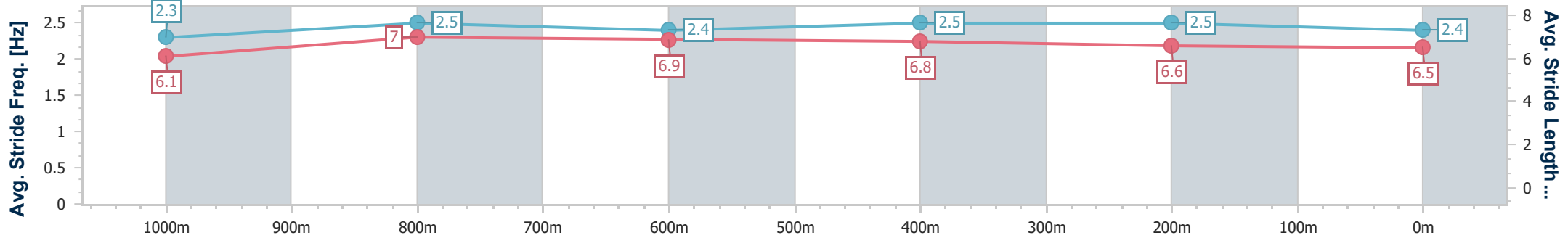
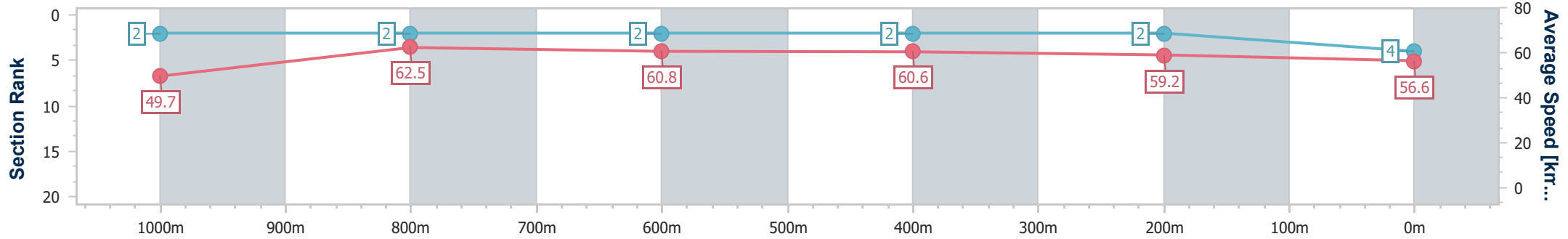
Toowoomba QLD Professional  
Race 2: SAMIOS Toowoomba 20th Anniversary Class 1  
Handicap - 1200m



30 November 2024 - 18:05

Track Rating: Soft 5, Weather: Showers, Rail Position: +4m Entire

Section	Overall	1000m	800m	600m	400m	200m
Section Times	1:14.81 [4] (0:14.50)	1:00.31 [2] (0:11.57)	0:48.74 [2] (0:11.90)	0:36.84 [2] (0:11.94)	0:24.90 [2] (0:12.16)	0:12.74 [2] (0:12.74)
Average Speed [km/h]	49.7	62.5	60.8	60.6	59.2	56.6
Top Speed [km/h]	65.7	65.4	61.4	61.5	60.4	57.9
Avg. Dist. to Rail [m]	7.2	2.0	1.9	0.8	0.2	0.8
Avg. Stride Freq. [Hz]	2.3	2.5	2.4	2.5	2.5	2.4
Avg. Stride Length [m]	6.1	7.0	6.9	6.8	6.6	6.5



- [ ] Ranking at each section and finish
- .-.- No data available at this section
- NA No data available



Horse/Jockey Name	Rostopchin
Final Rank	5
Fastest Section Time (Section)	0:11.66 (600m)
Top Speed [km/h] (Section)	64.2 (600m)
Race State	Finished



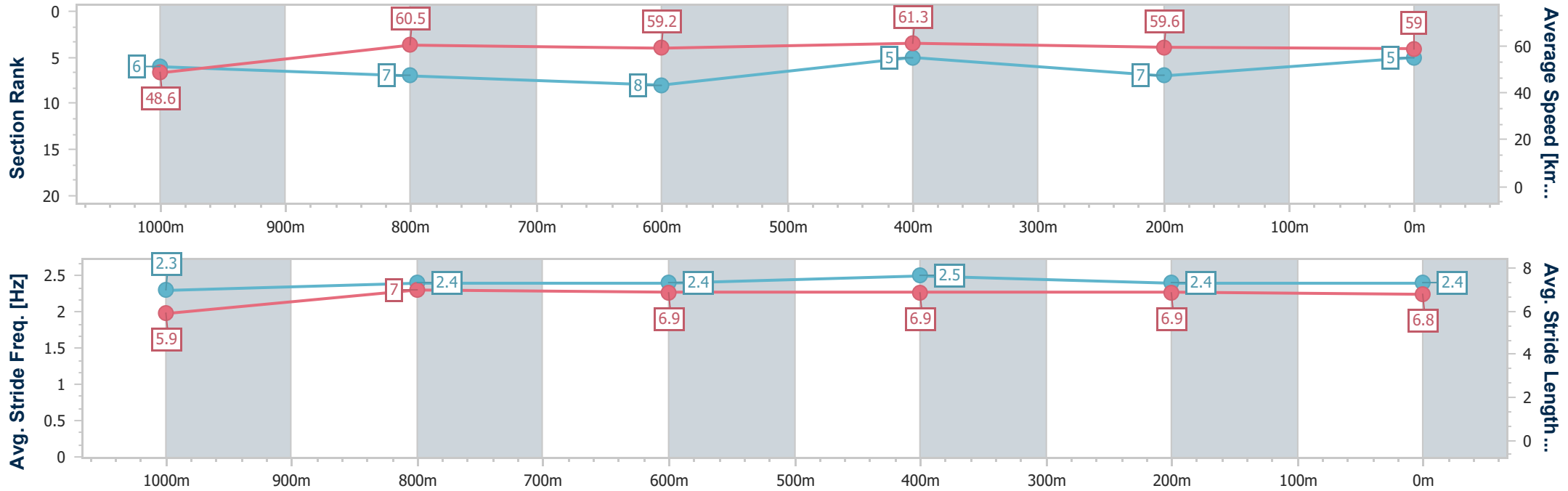
Toowoomba QLD Professional  
Race 2: SAMIOS Toowoomba 20th Anniversary Class 1  
Handicap - 1200m



30 November 2024 - 18:05

Track Rating: Soft 5, Weather: Showers, Rail Position: +4m Entire

Section	Overall	1000m	800m	600m	400m	200m
Section Times	1:14.83 [5] (0:14.81)	1:00.02 [6] (0:11.90)	0:48.12 [7] (0:12.19)	0:35.93 [8] (0:11.66)	0:24.27 [5] (0:12.06)	0:12.21 [7]
Average Speed [km/h]	48.6	60.5	59.2	61.3	59.6	59.0
Top Speed [km/h]	63.5	62.8	64.1	64.2	61.1	60.3
Avg. Dist. to Rail [m]	3.5	0.3	0.2	0.7	1.1	0.5
Avg. Stride Freq. [Hz]	2.3	2.4	2.4	2.5	2.4	2.4
Avg. Stride Length [m]	5.9	7.0	6.9	6.9	6.9	6.8



- [ ] Ranking at each section and finish
- .-.- No data available at this section
- NA No data available



Horse/Jockey Name	Jamaican Mecrazy
Final Rank	6
Fastest Section Time (Section)	0:11.95 (800m)
Top Speed [km/h] (Section)	62.5 (Overall)
Race State	Finished



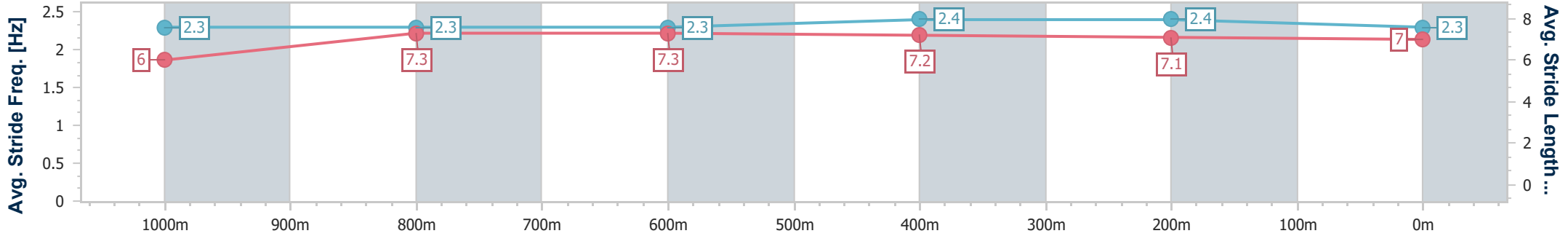
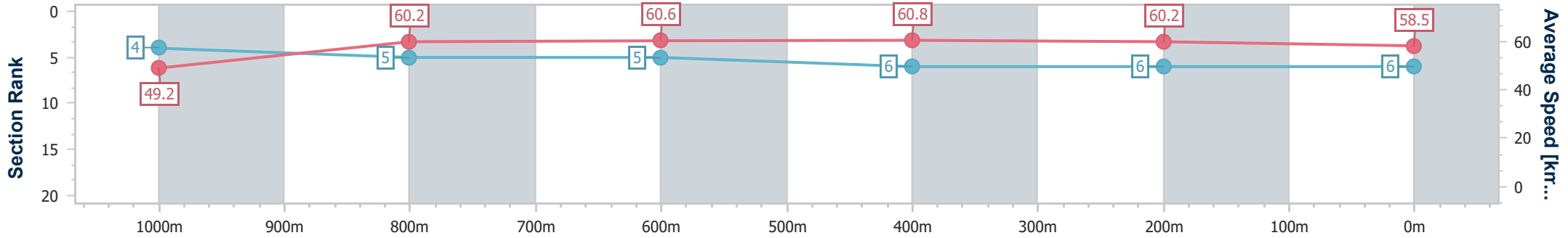
Toowoomba QLD Professional  
Race 2: SAMIOS Toowoomba 20th Anniversary Class 1  
Handicap - 1200m



30 November 2024 - 18:05

Track Rating: Soft 5, Weather: Showers, Rail Position: +4m Entire

Section	Overall	1000m	800m	600m	400m	200m
Section Times	1:14.87 [6] (0:14.62)	1:00.25 [4] (0:12.01)	0:48.24 [5] (0:11.95)	0:36.29 [5] (0:11.98)	0:24.31 [6] (0:12.00)	0:12.31 [6] (0:12.31)
Average Speed [km/h]	49.2	60.2	60.6	60.8	60.2	58.5
Top Speed [km/h]	62.5	61.8	62.1	62.1	61.2	59.9
Avg. Dist. to Rail [m]	2.8	1.2	1.8	2.4	1.1	3.5
Avg. Stride Freq. [Hz]	2.3	2.3	2.3	2.4	2.4	2.3
Avg. Stride Length [m]	6.0	7.3	7.3	7.2	7.1	7.0



- [ ] Ranking at each section and finish
- .-.- No data available at this section
- NA No data available



Horse/Jockey Name	Joy Mccoy
Final Rank	7
Fastest Section Time (Section)	0:11.67 (600m)
Top Speed [km/h] (Section)	63.1 (600m)
Race State	Finished



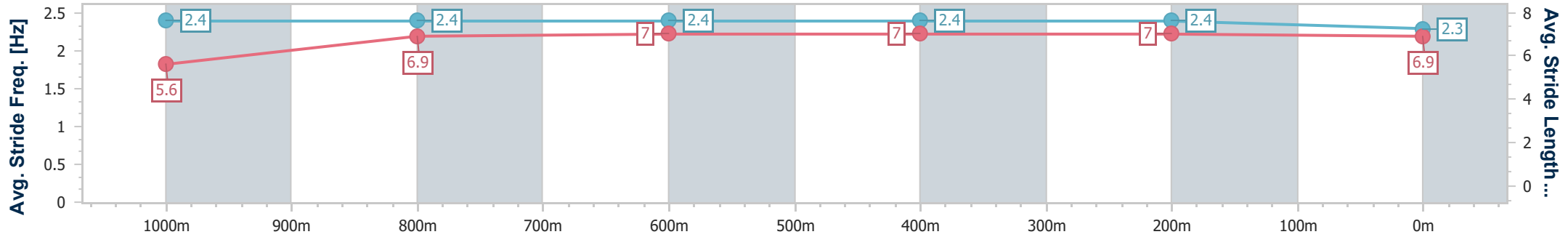
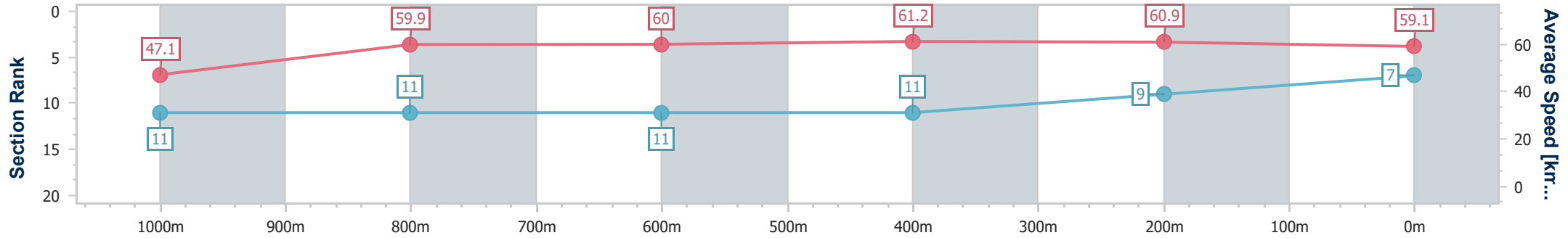
Toowoomba QLD Professional  
Race 2: SAMIOS Toowoomba 20th Anniversary Class 1  
Handicap - 1200m



30 November 2024 - 18:05

Track Rating: Soft 5, Weather: Showers, Rail Position: +4m Entire

Section	Overall	1000m	800m	600m	400m	200m
Section Times	1:15.07 [7] (0:15.31)	0:59.76 [11] (0:12.11)	0:47.65 [11] (0:11.98)	0:35.67 [11] (0:11.67)	0:24.00 [11] (0:11.77)	0:12.23 [9] (0:12.23)
Average Speed [km/h]	47.1	59.9	60.0	61.2	60.9	59.1
Top Speed [km/h]	61.4	61.4	62.9	63.1	61.7	60.3
Avg. Dist. to Rail [m]	8.4	2.2	0.5	1.6	0.9	0.9
Avg. Stride Freq. [Hz]	2.4	2.4	2.4	2.4	2.4	2.3
Avg. Stride Length [m]	5.6	6.9	7.0	7.0	7.0	6.9



- [ ] Ranking at each section and finish
- .-.- No data available at this section
- NA No data available



Horse/Jockey Name	Book Of Exodus
Final Rank	8
Fastest Section Time (Section)	0:11.81 (1000m)
Top Speed [km/h] (Section)	64.0 (Overall)
Race State	Finished



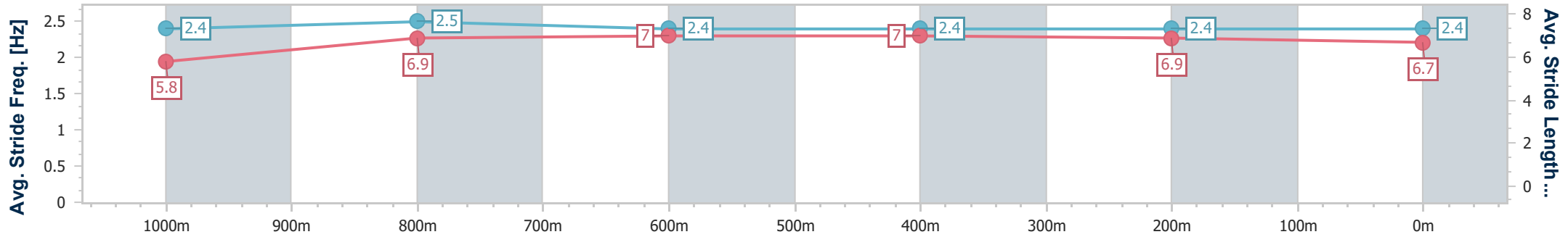
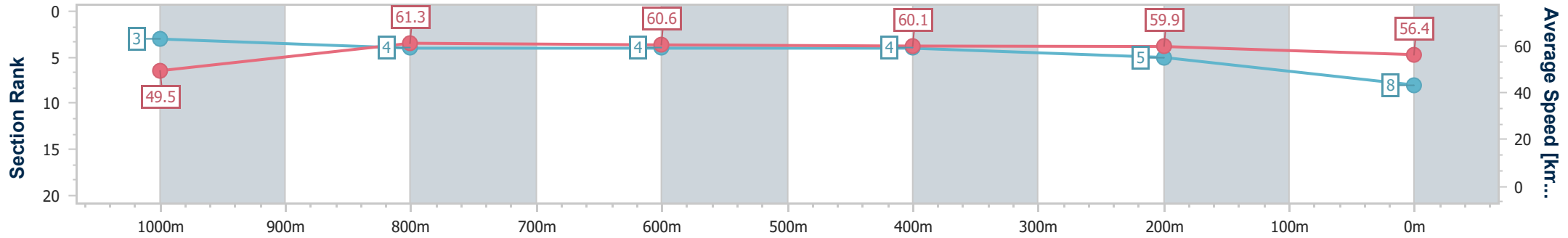
Toowoomba QLD Professional  
Race 2: SAMIOS Toowoomba 20th Anniversary Class 1  
Handicap - 1200m



30 November 2024 - 18:05

Track Rating: Soft 5, Weather: Showers, Rail Position: +4m Entire

Section	Overall	1000m	800m	600m	400m	200m
Section Times	1:15.24 [8] (0:14.54)	1:00.70 [3] (0:11.81)	0:48.89 [4] (0:11.97)	0:36.92 [4] (0:12.05)	0:24.87 [4] (0:12.13)	0:12.74 [5] (0:12.74)
Average Speed [km/h]	49.5	61.3	60.6	60.1	59.9	56.4
Top Speed [km/h]	64.0	63.6	61.6	62.5	61.0	59.3
Avg. Dist. to Rail [m]	3.4	1.2	2.5	1.7	2.2	2.4
Avg. Stride Freq. [Hz]	2.4	2.5	2.4	2.4	2.4	2.4
Avg. Stride Length [m]	5.8	6.9	7.0	7.0	6.9	6.7



- [ ] Ranking at each section and finish
- .-.- No data available at this section
- NA No data available



Horse/Jockey Name	Good'n'lucky
Final Rank	9
Fastest Section Time (Section)	0:11.92 (600m)
Top Speed [km/h] (Section)	64.0 (Overall)
Race State	Finished



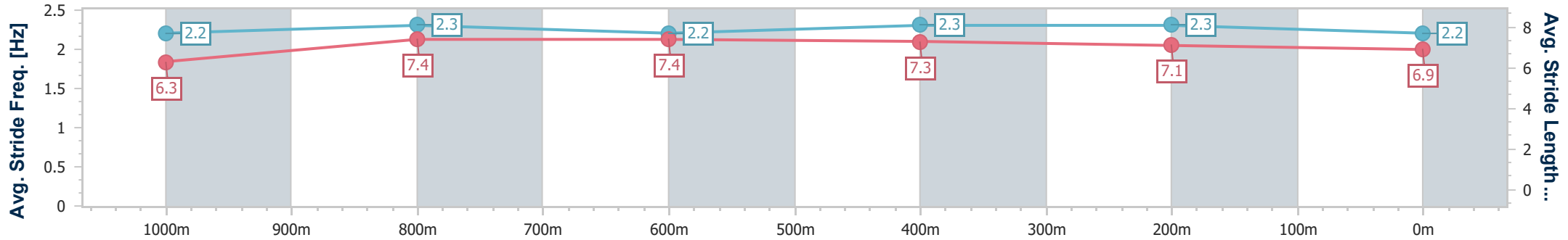
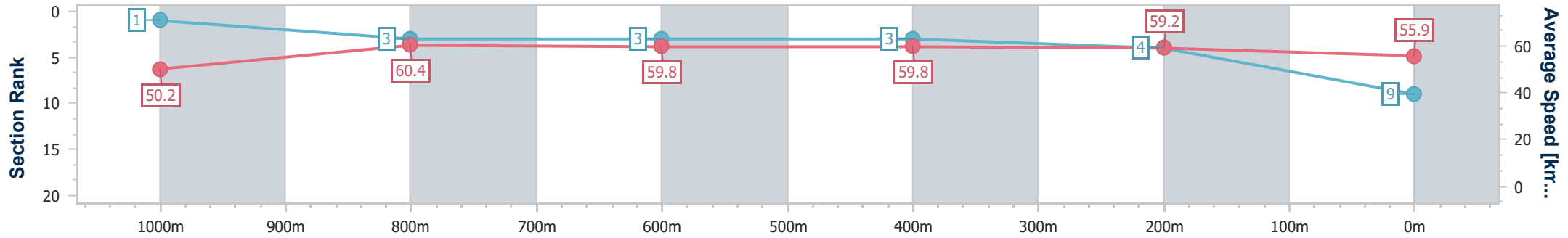
Toowoomba QLD Professional  
Race 2: SAMIOS Toowoomba 20th Anniversary Class 1  
Handicap - 1200m



30 November 2024 - 18:05

Track Rating: Soft 5, Weather: Showers, Rail Position: +4m Entire

Section	Overall	1000m	800m	600m	400m	200m
Section Times	1:15.27 [9] (0:14.37)	1:00.90 [1] (0:11.96)	0:48.94 [3] (0:11.98)	0:36.96 [3] (0:11.92)	0:25.04 [3] (0:12.17)	0:12.87 [4] (0:12.87)
Average Speed [km/h]	50.2	60.4	59.8	59.8	59.2	55.9
Top Speed [km/h]	64.0	61.4	61.5	61.5	59.9	58.2
Avg. Dist. to Rail [m]	6.1	1.1	1.0	1.9	0.9	2.0
Avg. Stride Freq. [Hz]	2.2	2.3	2.2	2.3	2.3	2.2
Avg. Stride Length [m]	6.3	7.4	7.4	7.3	7.1	6.9



- [ ] Ranking at each section and finish
- .-.- No data available at this section
- NA No data available



Horse/Jockey Name	Toro De Carga
Final Rank	10
Fastest Section Time (Section)	0:11.91 (600m)
Top Speed [km/h] (Section)	62.7 (Overall)
Race State	Finished



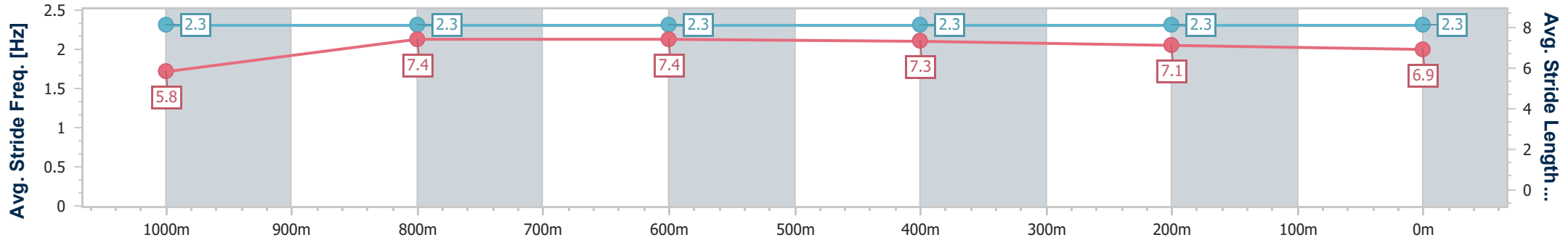
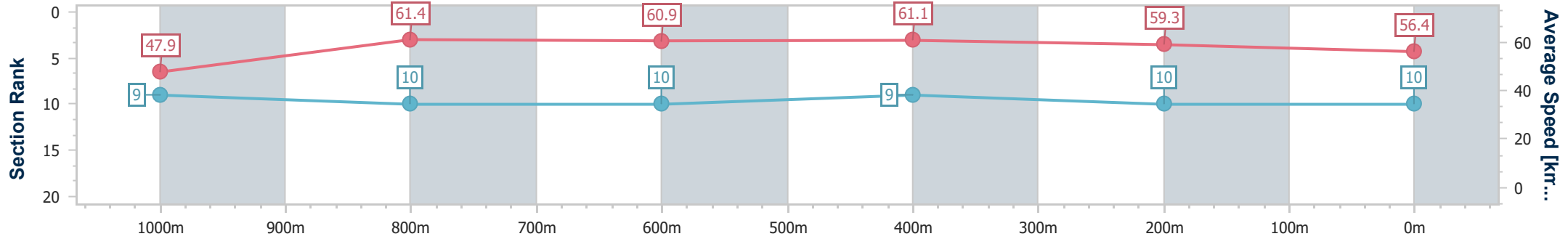
Toowoomba QLD Professional  
 Race 2: SAMIOS Toowoomba 20th Anniversary Class 1  
 Handicap - 1200m



30 November 2024 - 18:05

Track Rating: Soft 5, Weather: Showers, Rail Position: +4m Entire

Section	Overall	1000m	800m	600m	400m	200m
Section Times	1:15.95 [10] (0:15.05)	1:00.90 [9] (0:11.99)	0:48.91 [10] (0:12.00)	0:36.91 [10] (0:11.91)	0:25.00 [9] (0:12.25)	0:12.75 [10] (0:12.75)
Average Speed [km/h]	47.9	61.4	60.9	61.1	59.3	56.4
Top Speed [km/h]	62.7	62.5	62.0	62.0	60.8	57.5
Avg. Dist. to Rail [m]	14.5	6.1	3.9	2.2	2.8	4.2
Avg. Stride Freq. [Hz]	2.3	2.3	2.3	2.3	2.3	2.3
Avg. Stride Length [m]	5.8	7.4	7.4	7.3	7.1	6.9



- [ ] Ranking at each section and finish
- .-.- No data available at this section
- NA No data available



Horse/Jockey Name	Asgoodasyougett
Final Rank	11
Fastest Section Time (Section)	0:11.83 (1000m)
Top Speed [km/h] (Section)	62.0 (1000m)
Race State	Finished



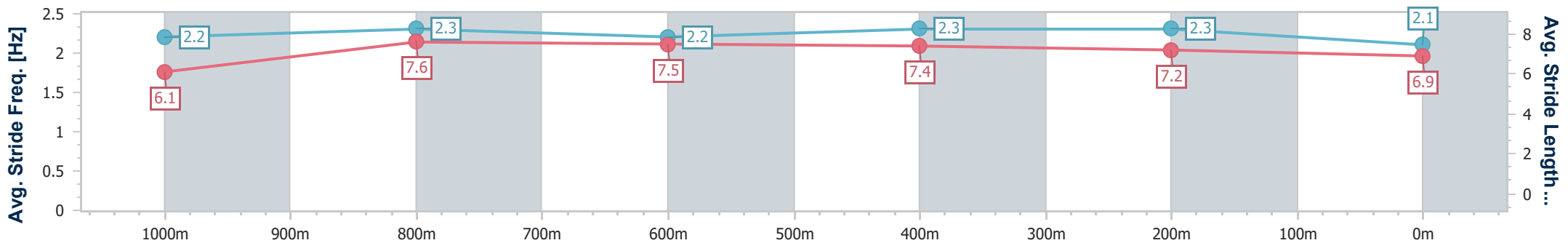
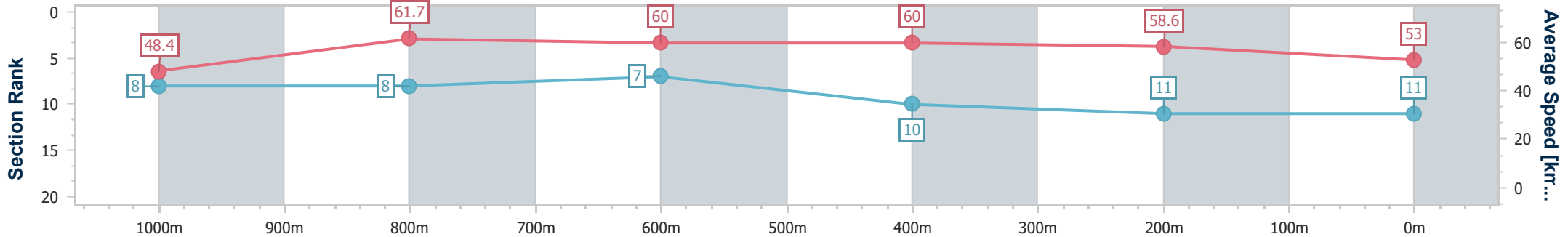
Toowoomba QLD Professional  
Race 2: SAMIOS Toowoomba 20th Anniversary Class 1  
Handicap - 1200m



30 November 2024 - 18:05

Track Rating: Soft 5, Weather: Showers, Rail Position: +4m Entire

Section	Overall	1000m	800m	600m	400m	200m
Section Times	1:16.86 [11] (0:14.92)	1:01.94 [8] (0:11.83)	0:50.11 [8] (0:12.09)	0:38.02 [7] (0:12.17)	0:25.85 [10] (0:12.31)	0:13.54 [11] (0:13.54)
Average Speed [km/h]	48.4	61.7	60.0	60.0	58.6	53.0
Top Speed [km/h]	62.0	62.0	61.3	61.3	59.9	56.3
Avg. Dist. to Rail [m]	6.8	3.2	3.0	2.4	1.1	3.6
Avg. Stride Freq. [Hz]	2.2	2.3	2.2	2.3	2.3	2.1
Avg. Stride Length [m]	6.1	7.6	7.5	7.4	7.2	6.9



- [ ] Ranking at each section and finish
- .-.- No data available at this section
- NA No data available





# Toowoomba QLD Professional

## Race 3: Vale Pat Duff BENCHMARK 70 Handicap - 1000m

30 November 2024 - 18:40



Track Rating: Soft 6, Weather: Showers, Rail Position: +4m Entire

Section										Last 600m			
Field Times		Overall	800m	600m	400m	200m							
		1:00.72 (0:14.16)	0:46.56 (0:10.73)	0:35.83 (0:11.57)	0:24.26 (0:12.07)	0:12.19 (0:12.19)	0:35.83						
Rank	TAB	Horse/Jockey	Barrier	Top Speed [km/h]	Fastest Section						Margin	Distance Travelled [m]	
1	9	<b>QUADE</b> Chelsea Baker	8	68.1 800m	0:10.80 800m	1:00.72 [1] (0:14.71)	0:46.01 [8] (0:10.80)	0:35.21 [7] (0:11.41)	0:23.80 [6] (0:11.79)	0:12.01 [5] (0:12.01)	1:00.72	0:35.21	
2	12	<b>UPSTART LEGEND</b> Dylan Bennett	7	67.5 800m	0:10.91 800m	1:01.10 [2] (0:15.07)	0:46.03 [10] (0:10.91)	0:35.12 [10] (0:11.23)	0:23.89 [9] (0:11.71)	0:12.18 [8] (0:12.18)	2.3L	0:35.12	+6
3	5	<b>ON HOLD</b> Karl Zechner	11	68.0 Overall	0:10.89 800m	1:01.34 [3] (0:14.35)	0:46.99 [4] (0:10.89)	0:36.10 [4] (0:11.45)	0:24.65 [4] (0:11.97)	0:12.68 [4] (0:12.68)	3.6L	0:36.10	+6
4	4	<b>BIG SKY COUNTRY</b> Les Tilley	5	70.1 800m	0:10.60 800m	1:01.41 [4] (0:14.29)	0:47.12 [3] (0:10.60)	0:36.52 [1] (0:11.59)	0:24.93 [2] (0:12.05)	0:12.88 [1] (0:12.88)	3.9L	0:36.52	+3
4	11	<b>CABRINELLA</b> Madeleine Wishart	4	67.4 800m	0:10.88 800m	1:01.41 [4] (0:14.58)	0:46.83 [7] (0:10.88)	0:35.95 [5] (0:11.37)	0:24.58 [5] (0:11.79)	0:12.79 [3] (0:12.79)	3.9L	0:35.95	-1
6	10	<b>TOKYO SINS</b> Justin Stanley	1	67.3 800m	0:10.82 800m	1:01.56 [6] (0:14.16)	0:47.40 [1] (0:10.82)	0:36.58 [2] (0:11.48)	0:25.10 [1] (0:12.08)	0:13.02 [2] (0:13.02)	4.7L	0:36.58	-3
7	1	<b>NEVER SAY NAY</b> Zac Sprie	2	67.6 800m	0:10.96 800m	1:01.70 [7] (0:14.83)	0:46.87 [9] (0:10.96)	0:35.91 [9] (0:11.44)	0:24.47 [10] (0:11.67)	0:12.80 [7] (0:12.80)	5.5L	0:35.91	-2
8	2	<b>MAGIC IN ME</b> Nozi Tomizawa	6	70.6 800m	0:10.44 800m	1:01.96 [8] (0:15.70)	0:46.26 [11] (0:10.44)	0:35.82 [11] (0:11.30)	0:24.52 [11] (0:12.04)	0:12.48 [11] (0:12.48)	7L	0:35.82	-18
9	6	<b>XERRI</b> Hannah Phillips	3	68.8 Overall	0:10.80 800m	1:02.01 [9] (0:14.24)	0:47.77 [2] (0:10.80)	0:36.97 [3] (0:11.48)	0:25.49 [3] (0:12.31)	0:13.18 [6] (0:13.18)	7.2L	0:36.97	+0
10	8	<b>KUDU</b> James Baker	10	67.7 Overall	0:10.97 800m	1:02.37 [10] (0:14.52)	0:47.85 [6] (0:10.97)	0:36.88 [6] (0:11.70)	0:25.18 [8] (0:12.23)	0:12.95 [10] (0:12.95)	9.2L	0:36.88	+6

Scratched: Copper Sunset (#13), Groomed (#7)

[ ] Ranking at each section and finish  
 -:-:- No data available at this section  
 NA No data available

SCN Saddle cloth number  
 DNF Did not finish  
 DNT Did not track



# Toowoomba QLD Professional

## Race 3: Vale Pat Duff BENCHMARK 70 Handicap - 1000m

30 November 2024 - 18:40



Track Rating: Soft 6, Weather: Showers, Rail Position: +4m Entire

Section		Overall	800m	600m	400m	200m	Last 600m					
Field Times		1:00.72 (0:14.16)	0:46.56 (0:10.73)	0:35.83 (0:11.57)	0:24.26 (0:12.07)	0:12.19 (0:12.19)	0:35.83					
Rank	TAB Horse/Jockey	Barrier	Top Speed [km/h]	Fastest Section	Margin			Distance Travelled [m]				
11	3 WRITTLE Chris Whiteley	12	67.1 800m	0:11.14 800m	1:02.41 [11] (0:14.48)	0:47.93 [5] (0:11.14)	0:36.79 [8] (0:11.50)	0:25.29 [7] (0:12.00)	0:13.29 [9] (0:13.29)	9.4L	0:36.79	+8

Scratched: Copper Sunset (#13), Groomed (#7)

[ ] Ranking at each section and finish  
 -:-:- No data available at this section  
 NA No data available

SCN Saddle cloth number  
 DNF Did not finish  
 DNT Did not track



Horse/Jockey Name	Quade
Final Rank	1
Fastest Section Time (Section)	0:10.80 (800m)
Top Speed [km/h] (Section)	68.1 (800m)
Race State	Finished



### Toowoomba QLD Professional

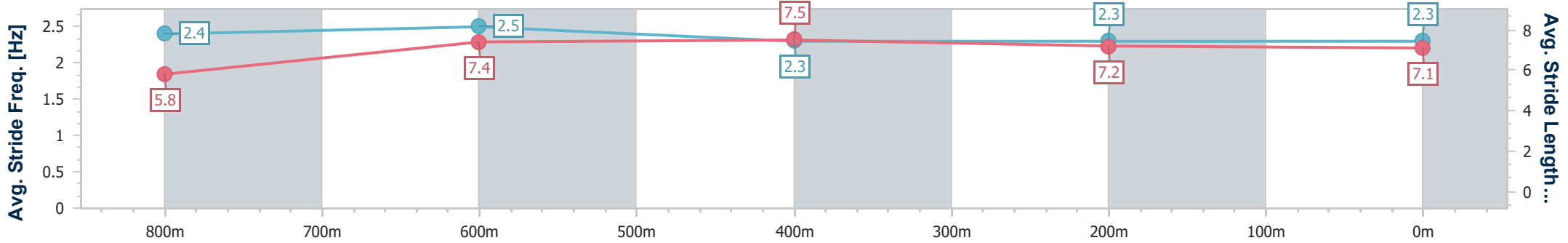
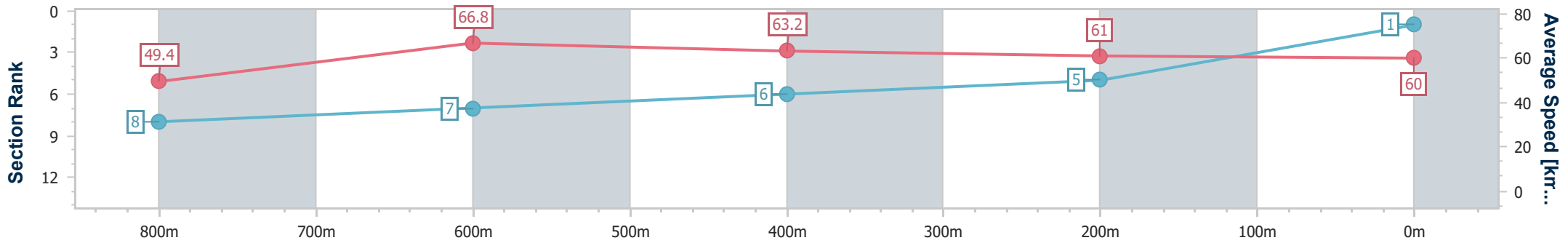
Race 3: Vale Pat Duff BENCHMARK 70 Handicap - 1000m

30 November 2024 - 18:40



Track Rating: Soft 6, Weather: Showers, Rail Position: +4m Entire

Section	Overall	800m	600m	400m	200m
Section Times	1:00.72 [1] (0:14.71)	0:46.01 [8] (0:10.80)	0:35.21 [7] (0:11.41)	0:23.80 [6] (0:11.79)	0:12.01 [5] (0:12.01)
Average Speed [km/h]	49.4	66.8	63.2	61.0	60.0
Top Speed [km/h]	67.7	68.1	65.8	62.2	61.4
Avg. Dist. to Rail [m]	6.7	0.6	0.4	0.5	0.5
Avg. Stride Freq. [Hz]	2.4	2.5	2.3	2.3	2.3
Avg. Stride Length [m]	5.8	7.4	7.5	7.2	7.1



- [ ] Ranking at each section and finish
- .-.- No data available at this section
- NA No data available



Horse/Jockey Name	Upstart Legend
Final Rank	2
Fastest Section Time (Section)	0:10.91 (800m)
Top Speed [km/h] (Section)	67.5 (800m)
Race State	Finished



### Toowoomba QLD Professional

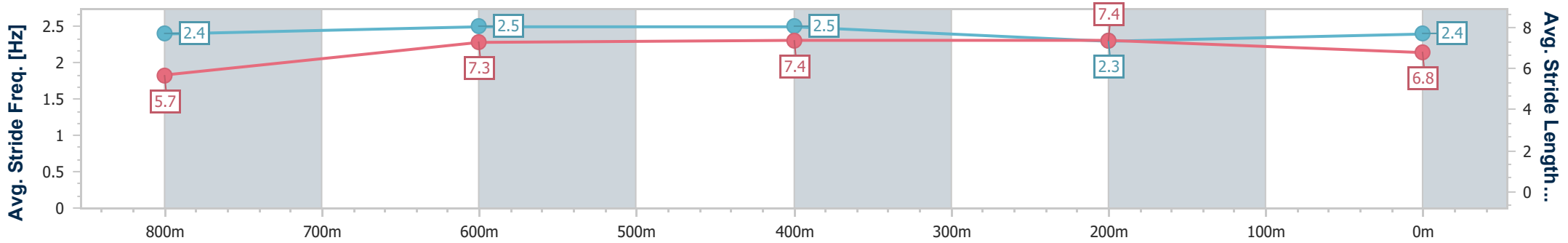
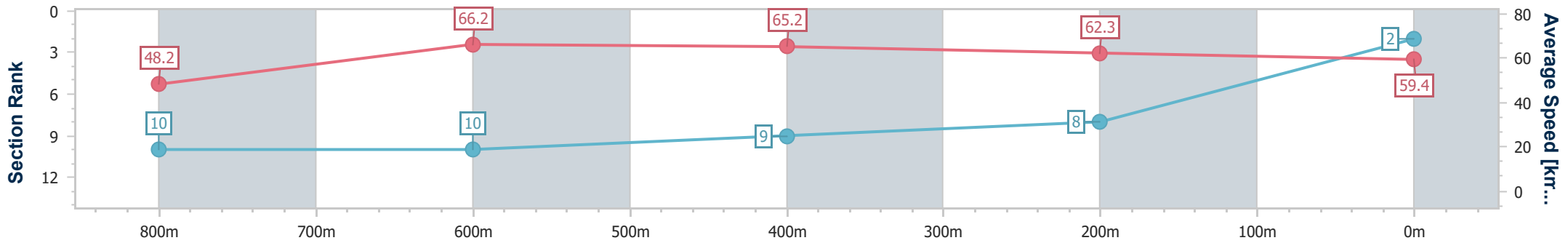
Race 3: Vale Pat Duff BENCHMARK 70 Handicap - 1000m

30 November 2024 - 18:40



Track Rating: Soft 6, Weather: Showers, Rail Position: +4m Entire

Section	Overall	800m	600m	400m	200m
Section Times	1:01.10 [2] (0:15.07)	0:46.03 [10] (0:10.91)	0:35.12 [10] (0:11.23)	0:23.89 [9] (0:11.71)	0:12.18 [8] (0:12.18)
Average Speed [km/h]	48.2	66.2	65.2	62.3	59.4
Top Speed [km/h]	65.0	67.5	67.2	63.2	61.4
Avg. Dist. to Rail [m]	4.9	1.1	3.3	4.4	5.3
Avg. Stride Freq. [Hz]	2.4	2.5	2.5	2.3	2.4
Avg. Stride Length [m]	5.7	7.3	7.4	7.4	6.8



- [ ] Ranking at each section and finish
- .-.- No data available at this section
- NA No data available



Horse/Jockey Name	On Hold
Final Rank	3
Fastest Section Time (Section)	0:10.89 (800m)
Top Speed [km/h] (Section)	68.0 (Overall)
Race State	Finished



### Toowoomba QLD Professional

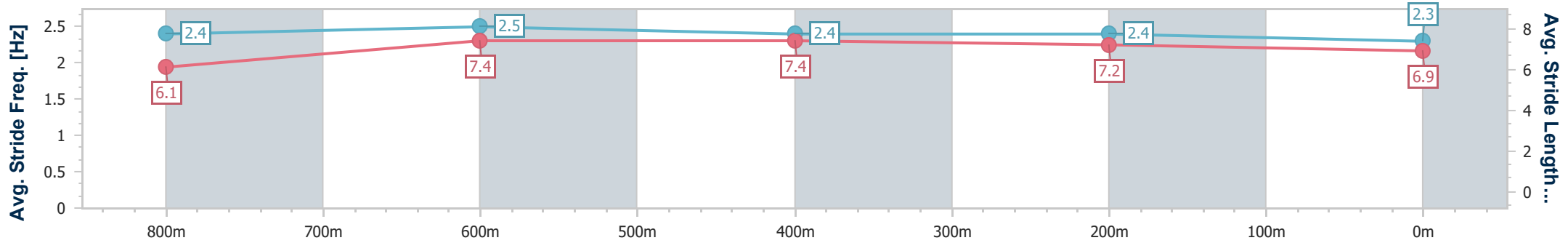
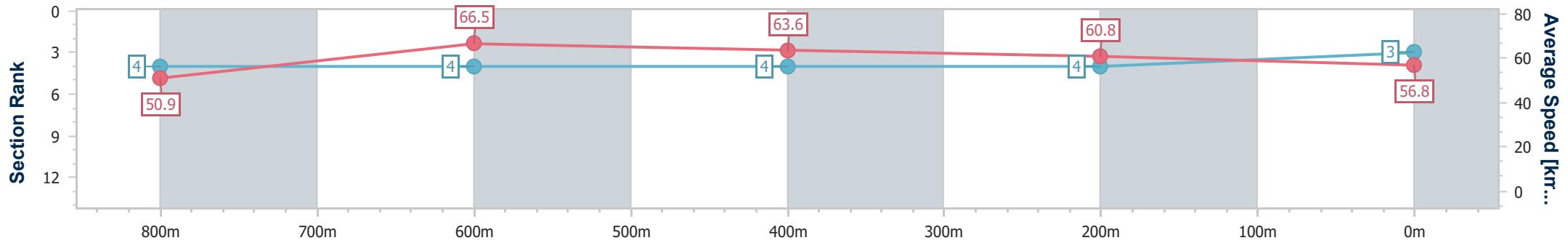
#### Race 3: Vale Pat Duff BENCHMARK 70 Handicap - 1000m

30 November 2024 - 18:40



Track Rating: Soft 6, Weather: Showers, Rail Position: +4m Entire

Section	Overall	800m	600m	400m	200m
Section Times	1:01.34 [3] (0:14.35)	0:46.99 [4] (0:10.89)	0:36.10 [4] (0:11.45)	0:24.65 [4] (0:11.97)	0:12.68 [4] (0:12.68)
Average Speed [km/h]	50.9	66.5	63.6	60.8	56.8
Top Speed [km/h]	68.0	67.9	66.0	62.3	60.4
Avg. Dist. to Rail [m]	6.9	2.7	1.9	3.1	3.3
Avg. Stride Freq. [Hz]	2.4	2.5	2.4	2.4	2.3
Avg. Stride Length [m]	6.1	7.4	7.4	7.2	6.9



- [ ] Ranking at each section and finish
- .-.- No data available at this section
- NA No data available



Horse/Jockey Name	Cabrinella
Final Rank	4
Fastest Section Time (Section)	0:10.88 (800m)
Top Speed [km/h] (Section)	67.4 (800m)
Race State	Finished



Toowoomba QLD Professional

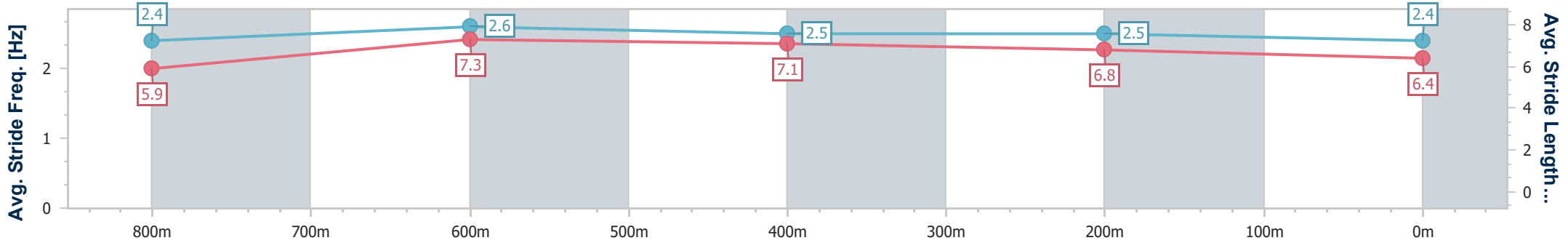
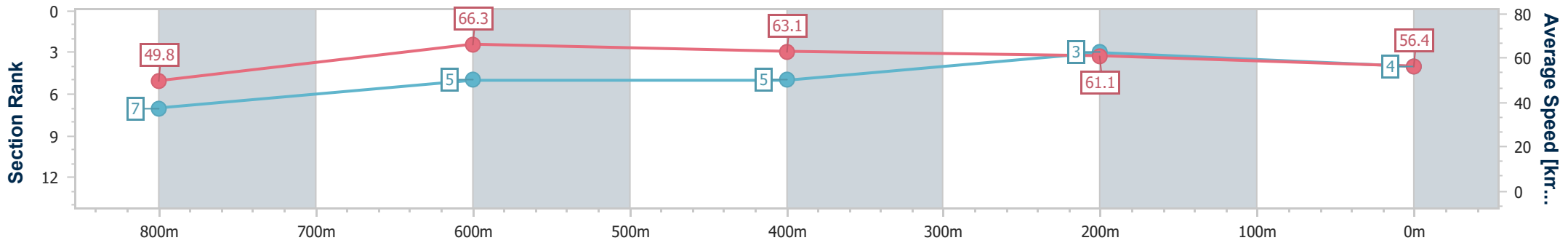
Race 3: Vale Pat Duff BENCHMARK 70 Handicap - 1000m

30 November 2024 - 18:40



Track Rating: Soft 6, Weather: Showers, Rail Position: +4m Entire

Section	Overall	800m	600m	400m	200m
Section Times	1:01.41 [4] (0:14.58)	0:46.83 [7] (0:10.88)	0:35.95 [5] (0:11.37)	0:24.58 [5] (0:11.79)	0:12.79 [3] (0:12.79)
Average Speed [km/h]	49.8	66.3	63.1	61.1	56.4
Top Speed [km/h]	66.2	67.4	65.5	62.1	59.3
Avg. Dist. to Rail [m]	4.8	0.7	0.7	0.3	0.4
Avg. Stride Freq. [Hz]	2.4	2.6	2.5	2.5	2.4
Avg. Stride Length [m]	5.9	7.3	7.1	6.8	6.4



- [ ] Ranking at each section and finish
- .-.- No data available at this section
- NA No data available



Horse/Jockey Name	Big Sky Country
Final Rank	4
Fastest Section Time (Section)	0:10.60 (800m)
Top Speed [km/h] (Section)	70.1 (800m)
Race State	Finished



### Toowoomba QLD Professional

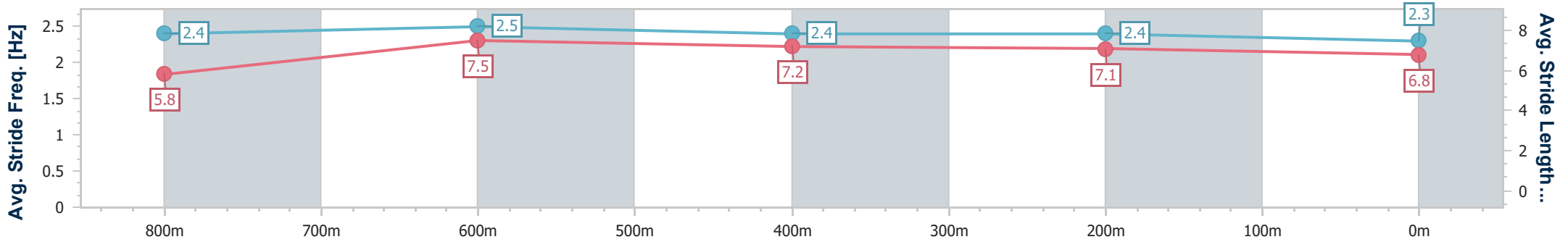
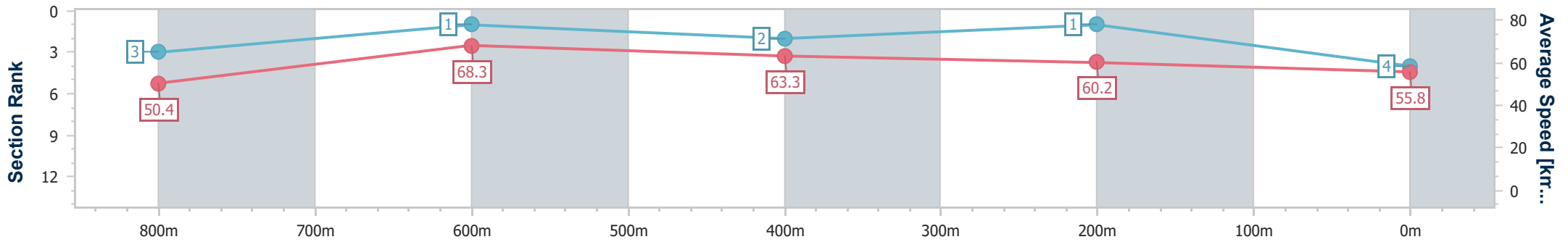
Race 3: Vale Pat Duff BENCHMARK 70 Handicap - 1000m

30 November 2024 - 18:40



Track Rating: Soft 6, Weather: Showers, Rail Position: +4m Entire

Section	Overall	800m	600m	400m	200m
Section Times	1:01.41 [4] (0:14.29)	0:47.12 [3] (0:10.60)	0:36.52 [1] (0:11.59)	0:24.93 [2] (0:12.05)	0:12.88 [1] (0:12.88)
Average Speed [km/h]	50.4	68.3	63.3	60.2	55.8
Top Speed [km/h]	68.4	70.1	65.6	61.1	59.0
Avg. Dist. to Rail [m]	2.5	2.2	3.0	1.5	0.6
Avg. Stride Freq. [Hz]	2.4	2.5	2.4	2.4	2.3
Avg. Stride Length [m]	5.8	7.5	7.2	7.1	6.8



- [ ] Ranking at each section and finish
- .-.- No data available at this section
- NA No data available



Horse/Jockey Name	Tokyo Sins
Final Rank	6
Fastest Section Time (Section)	0:10.82 (800m)
Top Speed [km/h] (Section)	67.3 (800m)
Race State	Finished



### Toowoomba QLD Professional

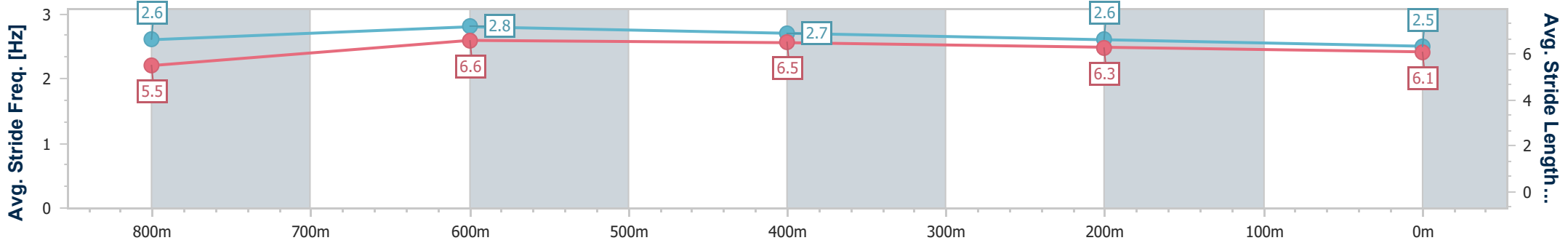
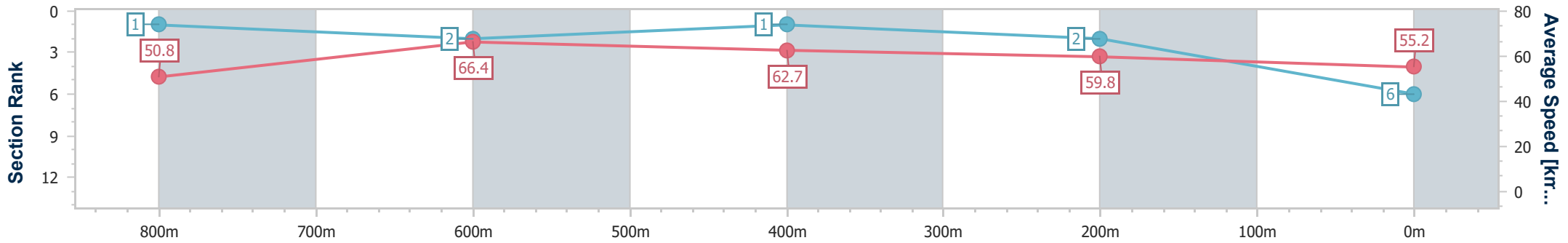
Race 3: Vale Pat Duff BENCHMARK 70 Handicap - 1000m

30 November 2024 - 18:40



Track Rating: Soft 6, Weather: Showers, Rail Position: +4m Entire

Section	Overall	800m	600m	400m	200m
Section Times	1:01.56 [6] (0:14.16)	0:47.40 [1] (0:10.82)	0:36.58 [2] (0:11.48)	0:25.10 [1] (0:12.08)	0:13.02 [2] (0:13.02)
Average Speed [km/h]	50.8	66.4	62.7	59.8	55.2
Top Speed [km/h]	67.2	67.3	65.3	60.8	59.0
Avg. Dist. to Rail [m]	1.8	0.5	0.2	0.2	0.6
Avg. Stride Freq. [Hz]	2.6	2.8	2.7	2.6	2.5
Avg. Stride Length [m]	5.5	6.6	6.5	6.3	6.1



- [ ] Ranking at each section and finish
- .-.- No data available at this section
- NA No data available





Horse/Jockey Name	Never Say Nay
Final Rank	7
Fastest Section Time (Section)	0:10.96 (800m)
Top Speed [km/h] (Section)	67.6 (800m)
Race State	Finished



### Toowoomba QLD Professional

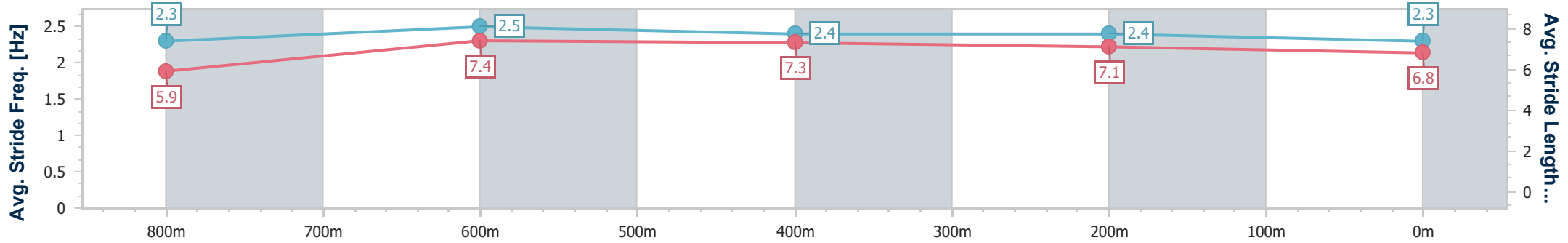
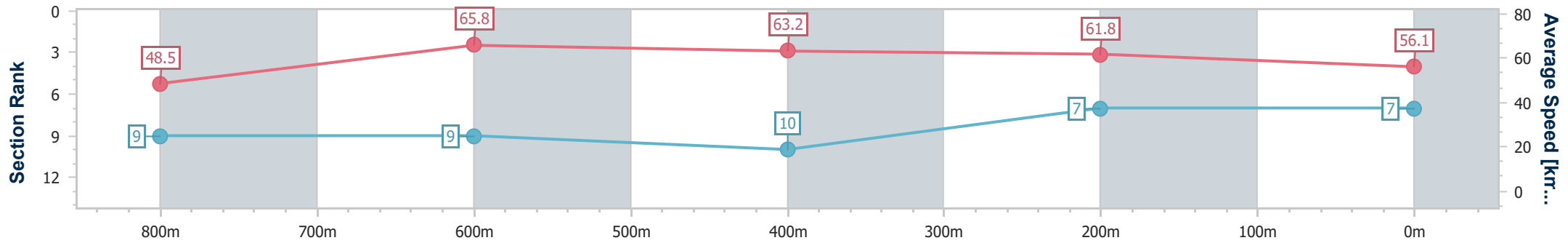
Race 3: Vale Pat Duff BENCHMARK 70 Handicap - 1000m

30 November 2024 - 18:40



Track Rating: Soft 6, Weather: Showers, Rail Position: +4m Entire

Section	Overall	800m	600m	400m	200m
Section Times	1:01.70 [7] (0:14.83)	0:46.87 [9] (0:10.96)	0:35.91 [9] (0:11.44)	0:24.47 [10] (0:11.67)	0:12.80 [7] (0:12.80)
Average Speed [km/h]	48.5	65.8	63.2	61.8	56.1
Top Speed [km/h]	66.9	67.6	65.5	63.7	58.8
Avg. Dist. to Rail [m]	2.1	1.1	0.9	0.5	1.0
Avg. Stride Freq. [Hz]	2.3	2.5	2.4	2.4	2.3
Avg. Stride Length [m]	5.9	7.4	7.3	7.1	6.8



- [ ] Ranking at each section and finish
- .-.- No data available at this section
- NA No data available



Horse/Jockey Name	Magic In Me
Final Rank	8
Fastest Section Time (Section)	0:10.44 (800m)
Top Speed [km/h] (Section)	70.6 (800m)
Race State	Finished



Toowoomba QLD Professional

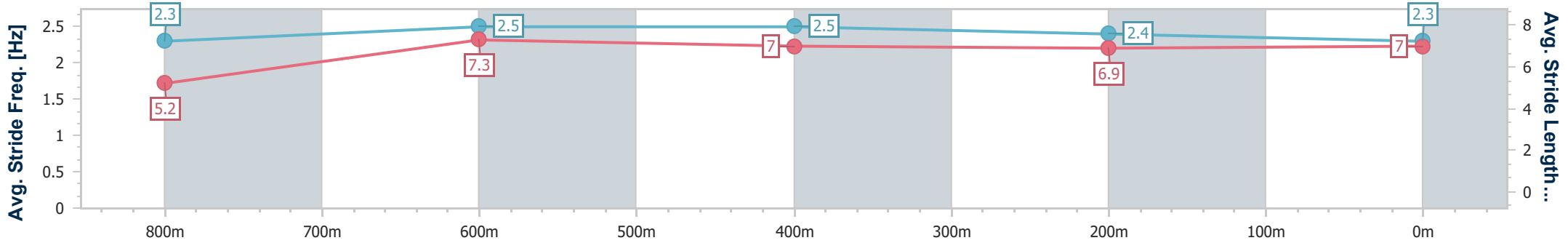
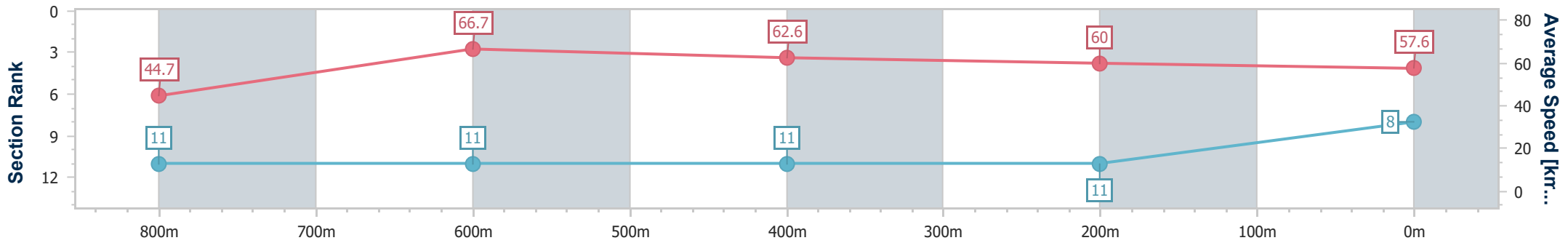
Race 3: Vale Pat Duff BENCHMARK 70 Handicap - 1000m

30 November 2024 - 18:40



Track Rating: Soft 6, Weather: Showers, Rail Position: +4m Entire

Section	Overall	800m	600m	400m	200m
Section Times	1:01.96 [8] (0:15.70)	0:46.26 [11] (0:10.44)	0:35.82 [11] (0:11.30)	0:24.52 [11] (0:12.04)	0:12.48 [11] (0:12.48)
Average Speed [km/h]	44.7	66.7	62.6	60.0	57.6
Top Speed [km/h]	68.4	70.6	66.1	60.6	59.7
Avg. Dist. to Rail [m]	6.8	8.8	2.9	1.1	1.6
Avg. Stride Freq. [Hz]	2.3	2.5	2.5	2.4	2.3
Avg. Stride Length [m]	5.2	7.3	7.0	6.9	7.0



- [ ] Ranking at each section and finish
- .-.- No data available at this section
- NA No data available



Horse/Jockey Name	Xerri
Final Rank	9
Fastest Section Time (Section)	0:10.80 (800m)
Top Speed [km/h] (Section)	68.8 (Overall)
Race State	Finished



### Toowoomba QLD Professional

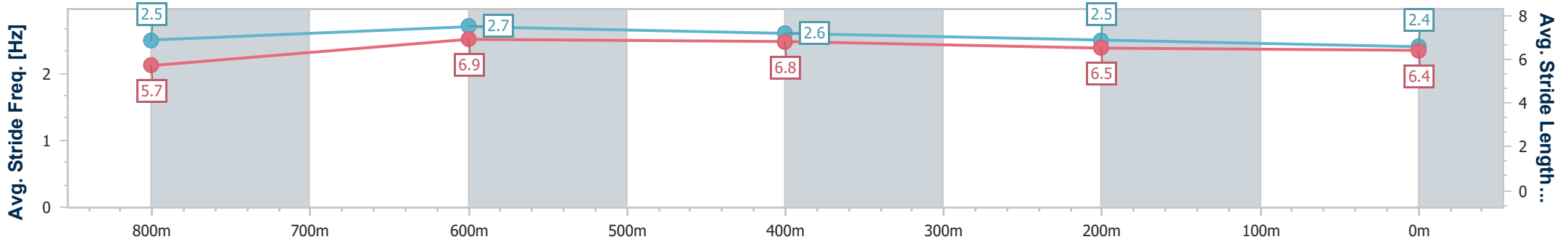
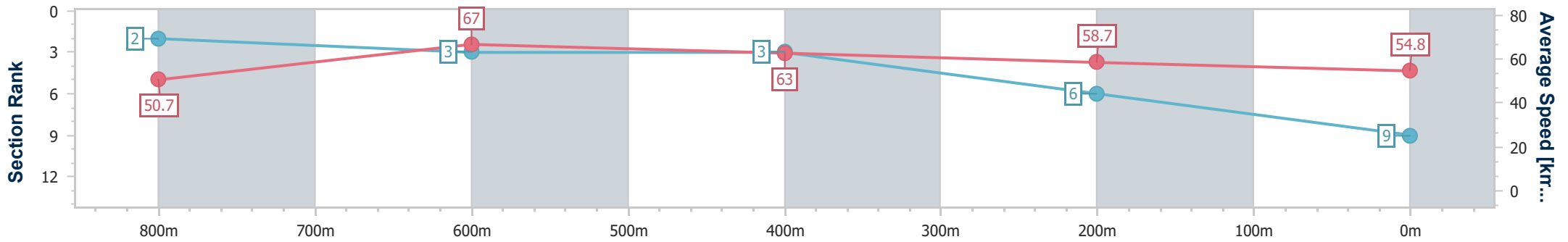
Race 3: Vale Pat Duff BENCHMARK 70 Handicap - 1000m

30 November 2024 - 18:40



Track Rating: Soft 6, Weather: Showers, Rail Position: +4m Entire

Section	Overall	800m	600m	400m	200m
Section Times	1:02.01 [9] (0:14.24)	0:47.77 [2] (0:10.80)	0:36.97 [3] (0:11.48)	0:25.49 [3] (0:12.31)	0:13.18 [6] (0:13.18)
Average Speed [km/h]	50.7	67.0	63.0	58.7	54.8
Top Speed [km/h]	68.8	68.1	66.0	61.7	56.3
Avg. Dist. to Rail [m]	2.5	1.7	1.2	0.9	1.8
Avg. Stride Freq. [Hz]	2.5	2.7	2.6	2.5	2.4
Avg. Stride Length [m]	5.7	6.9	6.8	6.5	6.4



- [ ] Ranking at each section and finish
- .-.- No data available at this section
- NA No data available



Horse/Jockey Name	Kudu
Final Rank	10
Fastest Section Time (Section)	0:10.97 (800m)
Top Speed [km/h] (Section)	67.7 (Overall)
Race State	Finished



### Toowoomba QLD Professional

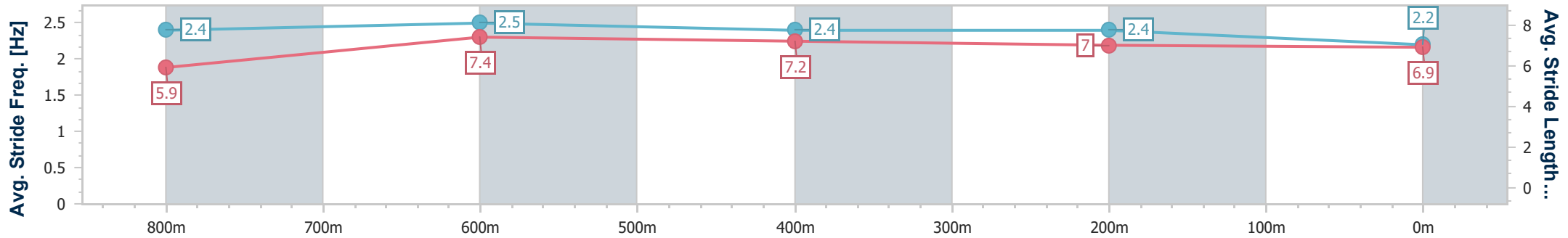
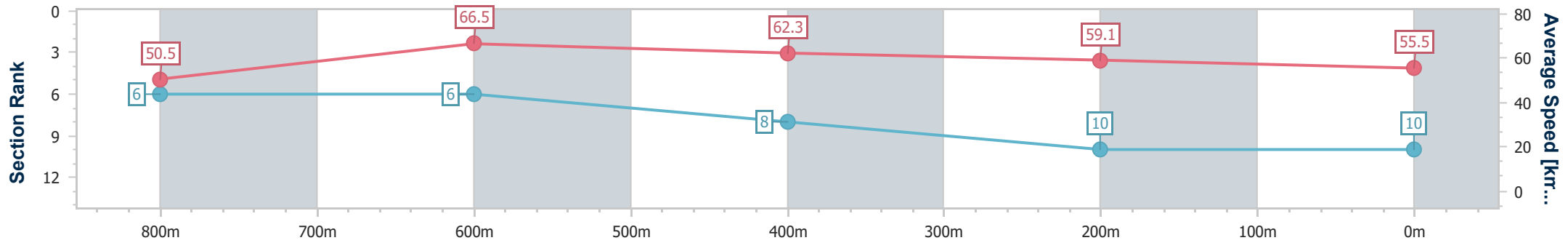
Race 3: Vale Pat Duff BENCHMARK 70 Handicap - 1000m

30 November 2024 - 18:40



Track Rating: Soft 6, Weather: Showers, Rail Position: +4m Entire

Section	Overall	800m	600m	400m	200m
Section Times	1:02.37 [10] (0:14.52)	0:47.85 [6] (0:10.97)	0:36.88 [6] (0:11.70)	0:25.18 [8] (0:12.23)	0:12.95 [10] (0:12.95)
Average Speed [km/h]	50.5	66.5	62.3	59.1	55.5
Top Speed [km/h]	67.7	67.7	65.9	60.6	57.2
Avg. Dist. to Rail [m]	7.9	3.1	2.6	1.3	1.8
Avg. Stride Freq. [Hz]	2.4	2.5	2.4	2.4	2.2
Avg. Stride Length [m]	5.9	7.4	7.2	7.0	6.9



- [ ] Ranking at each section and finish
- .-.- No data available at this section
- NA No data available



Horse/Jockey Name	Writtle
Final Rank	11
Fastest Section Time (Section)	0:11.14 (800m)
Top Speed [km/h] (Section)	67.1 (800m)
Race State	Finished



### Toowoomba QLD Professional

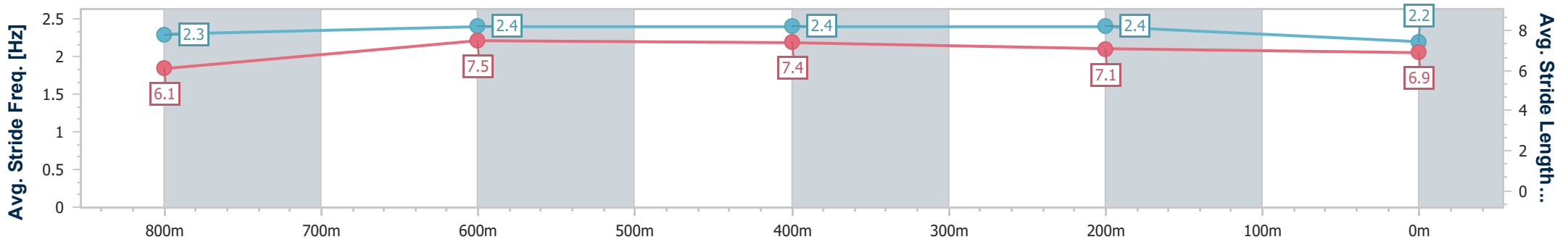
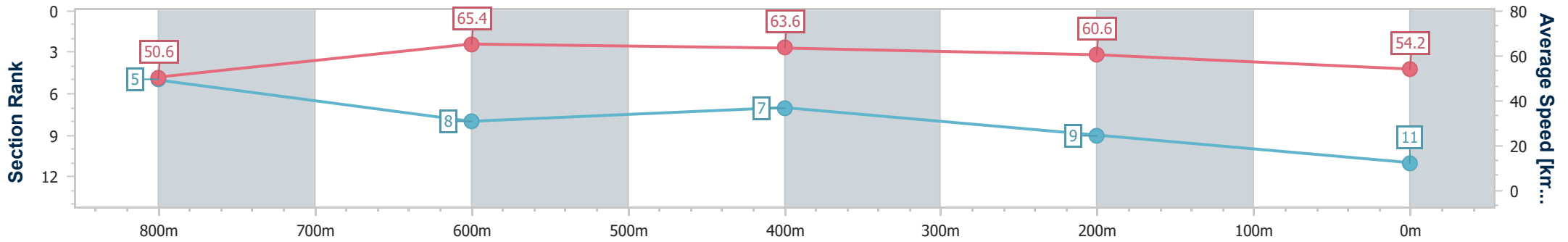
Race 3: Vale Pat Duff BENCHMARK 70 Handicap - 1000m

30 November 2024 - 18:40



Track Rating: Soft 6, Weather: Showers, Rail Position: +4m Entire

Section	Overall	800m	600m	400m	200m
Section Times	1:02.41 [11] (0:14.48)	0:47.93 [5] (0:11.14)	0:36.79 [8] (0:11.50)	0:25.29 [7] (0:12.00)	0:13.29 [9] (0:13.29)
Average Speed [km/h]	50.6	65.4	63.6	60.6	54.2
Top Speed [km/h]	65.9	67.1	65.7	62.6	58.6
Avg. Dist. to Rail [m]	8.5	4.2	2.7	2.7	2.1
Avg. Stride Freq. [Hz]	2.3	2.4	2.4	2.4	2.2
Avg. Stride Length [m]	6.1	7.5	7.4	7.1	6.9



- [ ] Ranking at each section and finish
- .-.- No data available at this section
- NA No data available



# Toowoomba QLD Professional

## Race 4: The Poindexters Maiden Plate - 1200m

30 November 2024 - 19:13



Track Rating: Soft 6, Weather: Showers, Rail Position: +4m Entire

Section		Overall	1000m	800m	600m	400m	200m	Last 600m					
Field Times		1:14.74 (0:14.12)	1:00.62 (0:11.13)	0:49.49 (0:12.06)	0:37.43 (0:12.40)	0:25.03 (0:12.70)	0:12.33 (0:12.33)	0:37.43					
Rank	TAB Horse/Jockey	Barrier	Top Speed [km/h]	Fastest Section							Margin	Distance Travelled [m]	
1	10 MISS MOZAMBIQUE Les Tilley	12	64.9 Overall	0:11.55 1000m	1:14.74 [1] (0:14.50)	1:00.24 [9] (0:11.55)	0:48.69 [9] (0:12.05)	0:36.64 [9] (0:12.24)	0:24.40 [8] (0:12.28)	0:12.12 [3] (0:12.12)	1:14.74	0:36.64	
2	8 COLONEL PARKER Luke Tarrant	1	67.4 1000m	0:11.25 1000m	1:15.31 [2] (0:14.12)	1:01.19 [1] (0:11.25)	0:49.94 [2] (0:12.06)	0:37.88 [2] (0:12.40)	0:25.48 [2] (0:12.73)	0:12.75 [2] (0:12.75)	3.3L	0:37.88	-4
3	15 GUTHO Wayne O'Connell	5	64.3 Overall	0:11.61 1000m	1:15.49 [3] (0:14.71)	1:00.78 [10] (0:11.61)	0:49.17 [11] (0:11.89)	0:37.28 [11] (0:12.43)	0:24.85 [11] (0:12.32)	0:12.53 [8] (0:12.53)	4.3L	0:37.28	+1
4	4 FREYA'S MAGIC Nozi Tomizawa	6	67.6 Overall	0:11.10 1000m	1:15.54 [4] (0:14.15)	1:01.39 [3] (0:11.10)	0:50.29 [1] (0:12.06)	0:38.23 [1] (0:12.40)	0:25.83 [1] (0:12.70)	0:13.13 [1] (0:13.13)	4.5L	0:38.23	+3
5	14 SPRUCE Dylan Bennett	3	65.6 Overall	0:11.48 1000m	1:15.62 [5] (0:14.31)	1:01.31 [6] (0:11.48)	0:49.83 [7] (0:12.21)	0:37.62 [8] (0:12.29)	0:25.33 [7] (0:12.65)	0:12.68 [7] (0:12.68)	4.9L	0:37.62	-2
6	1 BARGARA BOUND Madeleine Wishart	8	65.3 1000m	0:11.31 1000m	1:15.78 [6] (0:14.23)	1:01.55 [4] (0:11.31)	0:50.24 [4] (0:12.01)	0:38.23 [4] (0:12.48)	0:25.75 [5] (0:12.76)	0:12.99 [4] (0:12.99)	5.7L	0:38.23	+4
7	7 BOYSAREBACKINTOWN Justin Stanley	9	65.5 1000m	0:11.33 1000m	1:15.81 [7] (0:14.43)	1:01.38 [8] (0:11.33)	0:50.05 [6] (0:11.98)	0:38.07 [6] (0:12.50)	0:25.57 [6] (0:12.59)	0:12.98 [6] (0:12.98)	5.9L	0:38.07	+4
8	3 FLYING TO MARS Kenji Yoshida	2	66.1 Overall	0:11.46 1000m	1:16.01 [8] (0:14.25)	1:01.76 [5] (0:11.46)	0:50.30 [5] (0:11.93)	0:38.37 [5] (0:12.35)	0:26.02 [4] (0:12.81)	0:13.21 [5] (0:13.21)	6.9L	0:38.37	+2
9	13 DANNY'S BOY Michael Murphy	7	66.5 Overall	0:11.58 1000m	1:16.36 [9] (0:14.40)	1:01.96 [7] (0:11.58)	0:50.38 [8] (0:11.98)	0:38.40 [7] (0:12.39)	0:26.01 [9] (0:12.69)	0:13.32 [10] (0:13.32)	8.9L	0:38.40	+2
10	11 SUTHERLAND Chelsea Baker	11	66.9 Overall	0:11.32 1000m	1:16.72 [10] (0:14.13)	1:02.59 [2] (0:11.32)	0:51.27 [3] (0:12.07)	0:39.20 [3] (0:12.46)	0:26.74 [3] (0:13.00)	0:13.74 [9] (0:13.74)	10.9L	0:39.20	+6

Scratched: Trust In A Gale (#16), Twopence (#12), Mad Mission (#20), Giddy Giddy (#9), Smart Bint (#17), Fancy Diamond (#18), Our Endeavour (#19), Destiny Gungho (#2)

[ ] Ranking at each section and finish  
 -:-:- No data available at this section  
 NA No data available

SCN Saddle cloth number  
 DNF Did not finish  
 DNT Did not track



# Toowoomba QLD Professional

## Race 4: The Poindexters Maiden Plate - 1200m

30 November 2024 - 19:13



Track Rating: Soft 6, Weather: Showers, Rail Position: +4m Entire

Section	Overall	1000m	800m	600m	400m	200m	Last 600m
Field Times	1:14.74 (0:14.12)	1:00.62 (0:11.13)	0:49.49 (0:12.06)	0:37.43 (0:12.40)	0:25.03 (0:12.70)	0:12.33 (0:12.33)	0:37.43

Rank	TAB	Horse/Jockey	Barrier	Top Speed [km/h]	Fastest Section	Overall	1000m	800m	600m	400m	200m	Margin	Distance Travelled [m]
11	5	OUTTA BEAUTY Chris Whiteley	10	65.6 1000m	0:11.36 1000m	1:16.93 [11] (0:14.95)	1:01.98 [12] (0:11.36)	0:50.62 [10] (0:11.86)	0:38.76 [10] (0:12.47)	0:26.29 [10] (0:12.87)	0:13.42 [11] (0:13.42)	11.9L	0:38.76 +0
12	6	SUPIDOCHARGED Zac Sprie	4	65.4 Overall	0:11.71 1000m	1:17.34 [12] (0:14.93)	1:02.41 [11] (0:11.71)	0:50.70 [12] (0:12.37)	0:38.33 [12] (0:12.54)	0:25.79 [12] (0:12.49)	0:13.30 [12] (0:13.30)	14.2L	0:38.33 -3

Scratched: Trust In A Gale (#16), Twopence (#12), Mad Mission (#20), Giddy Giddy (#9), Smart Bint (#17), Fancy Diamond (#18), Our Endeavour (#19), Destiny Gungho (#2)



Horse/Jockey Name	Miss Mozambique
Final Rank	1
Fastest Section Time (Section)	0:11.55 (1000m)
Top Speed [km/h] (Section)	64.9 (Overall)
Race State	Finished



### Toowoomba QLD Professional

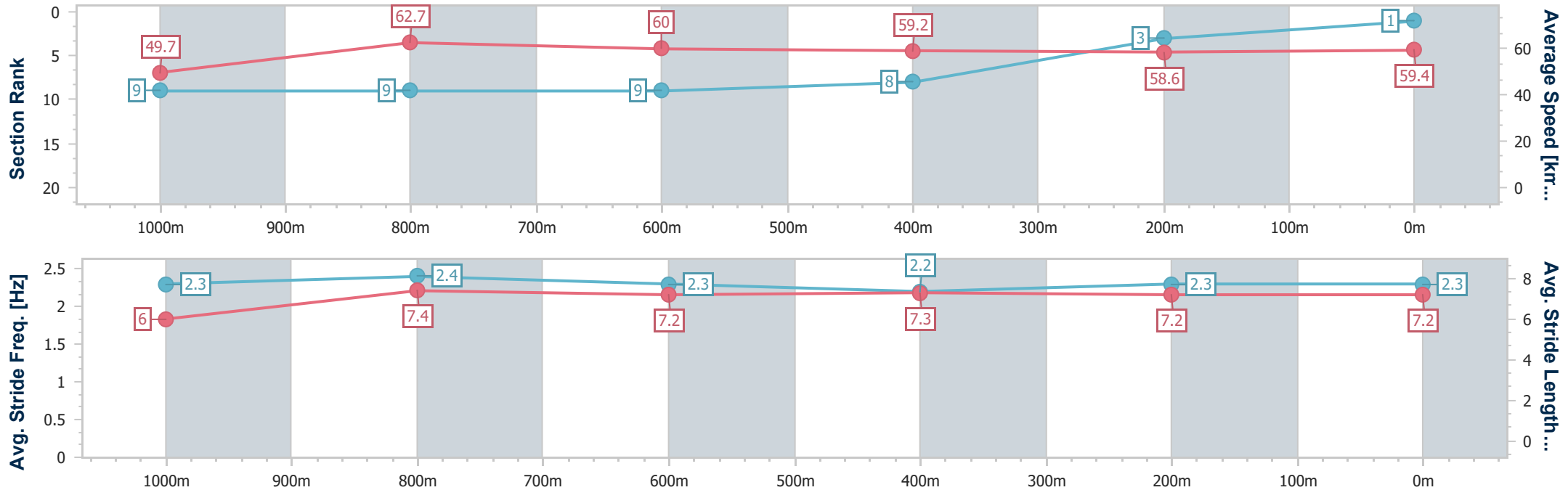
### Race 4: The Poindexters Maiden Plate - 1200m

30 November 2024 - 19:13



Track Rating: Soft 6, Weather: Showers, Rail Position: +4m Entire

Section	Overall	1000m	800m	600m	400m	200m
Section Times	1:14.74 [1] (0:14.50)	1:00.24 [9] (0:11.55)	0:48.69 [9] (0:12.05)	0:36.64 [9] (0:12.24)	0:24.40 [8] (0:12.28)	0:12.12 [3] (0:12.12)
Average Speed [km/h]	49.7	62.7	60.0	59.2	58.6	59.4
Top Speed [km/h]	64.9	64.6	60.8	60.4	60.5	60.5
Avg. Dist. to Rail [m]	7.8	1.5	1.3	1.1	0.4	1.3
Avg. Stride Freq. [Hz]	2.3	2.4	2.3	2.2	2.3	2.3
Avg. Stride Length [m]	6.0	7.4	7.2	7.3	7.2	7.2



- [ ] Ranking at each section and finish
- .-.-.- No data available at this section
- NA No data available





Horse/Jockey Name	Colonel Parker
Final Rank	2
Fastest Section Time (Section)	0:11.25 (1000m)
Top Speed [km/h] (Section)	67.4 (1000m)
Race State	Finished



### Toowoomba QLD Professional

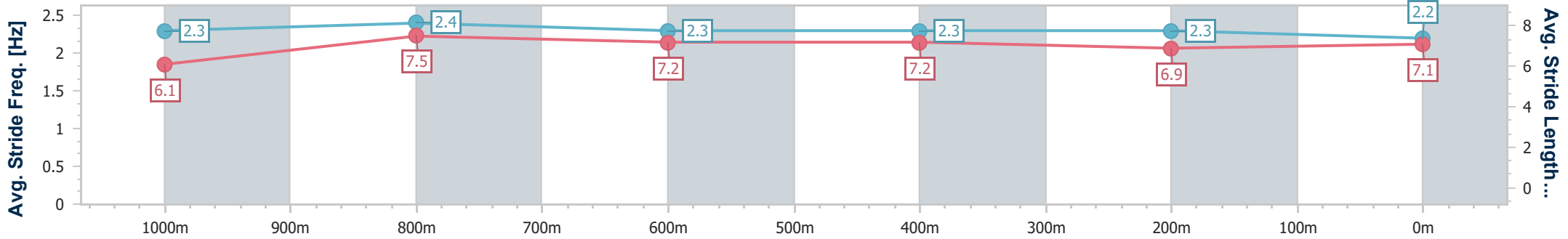
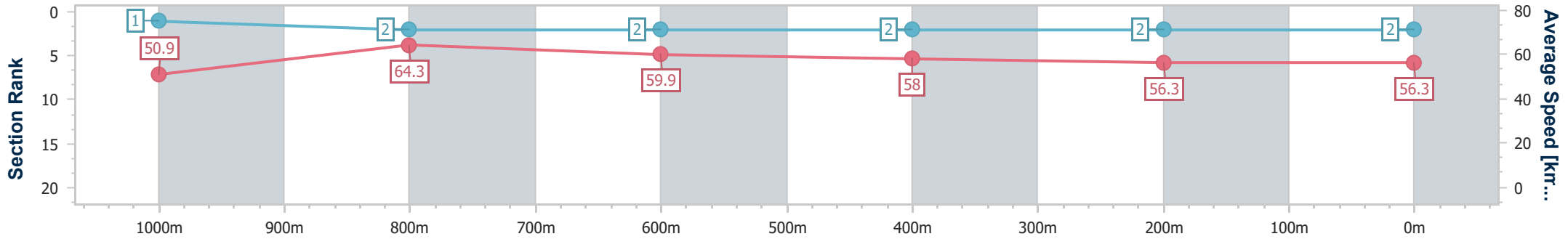
### Race 4: The Poindexters Maiden Plate - 1200m

30 November 2024 - 19:13



Track Rating: Soft 6, Weather: Showers, Rail Position: +4m Entire

Section	Overall	1000m	800m	600m	400m	200m
Section Times	1:15.31 [2] (0:14.12)	1:01.19 [1] (0:11.25)	0:49.94 [2] (0:12.06)	0:37.88 [2] (0:12.40)	0:25.48 [2] (0:12.73)	0:12.75 [2] (0:12.75)
Average Speed [km/h]	50.9	64.3	59.9	58.0	56.3	56.3
Top Speed [km/h]	67.1	67.4	62.7	59.9	57.5	57.8
Avg. Dist. to Rail [m]	3.3	1.1	1.1	1.0	1.9	2.0
Avg. Stride Freq. [Hz]	2.3	2.4	2.3	2.3	2.3	2.2
Avg. Stride Length [m]	6.1	7.5	7.2	7.2	6.9	7.1



- [ ] Ranking at each section and finish
- .-.- No data available at this section
- NA No data available



Horse/Jockey Name	Gutho
Final Rank	3
Fastest Section Time (Section)	0:11.61 (1000m)
Top Speed [km/h] (Section)	64.3 (Overall)
Race State	Finished



### Toowoomba QLD Professional

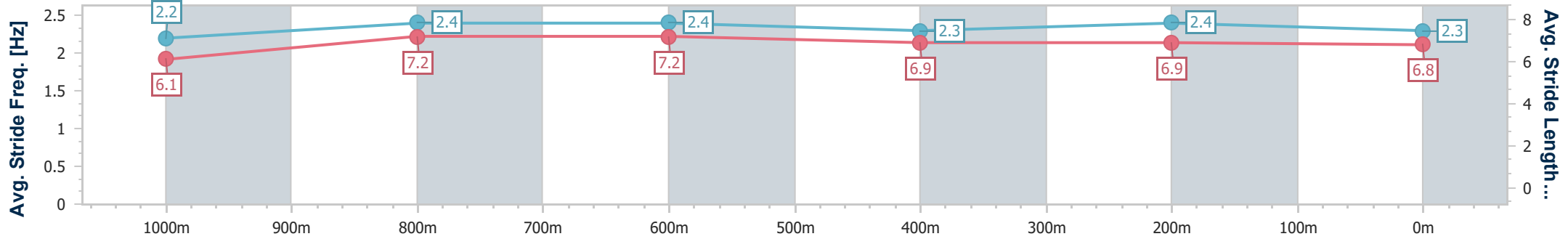
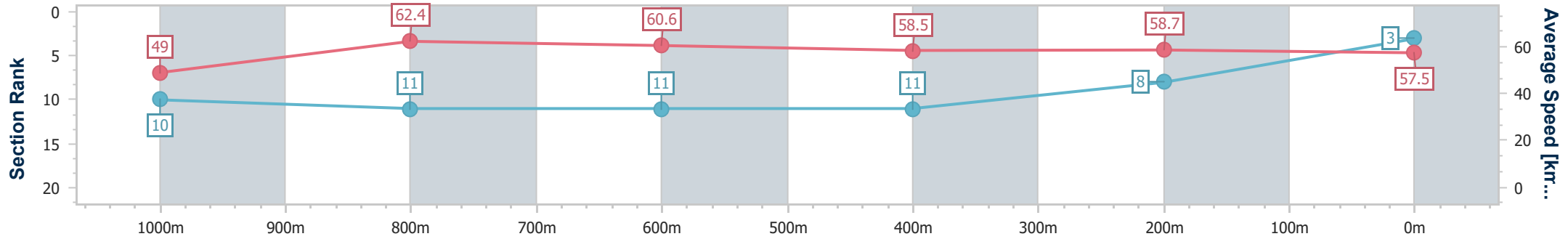
#### Race 4: The Poindexters Maiden Plate - 1200m

30 November 2024 - 19:13



Track Rating: Soft 6, Weather: Showers, Rail Position: +4m Entire

Section	Overall	1000m	800m	600m	400m	200m
Section Times	1:15.49 [3] (0:14.71)	1:00.78 [10] (0:11.61)	0:49.17 [11] (0:11.89)	0:37.28 [11] (0:12.43)	0:24.85 [11] (0:12.32)	0:12.53 [8] (0:12.53)
Average Speed [km/h]	49.0	62.4	60.6	58.5	58.7	57.5
Top Speed [km/h]	64.3	63.8	61.9	60.1	59.7	58.6
Avg. Dist. to Rail [m]	4.5	2.1	0.5	1.4	2.4	3.5
Avg. Stride Freq. [Hz]	2.2	2.4	2.4	2.3	2.4	2.3
Avg. Stride Length [m]	6.1	7.2	7.2	6.9	6.9	6.8



- [ ] Ranking at each section and finish
- .-.-.- No data available at this section
- NA No data available



Horse/Jockey Name	Freya's Magic
Final Rank	4
Fastest Section Time (Section)	0:11.10 (1000m)
Top Speed [km/h] (Section)	67.6 (Overall)
Race State	Finished



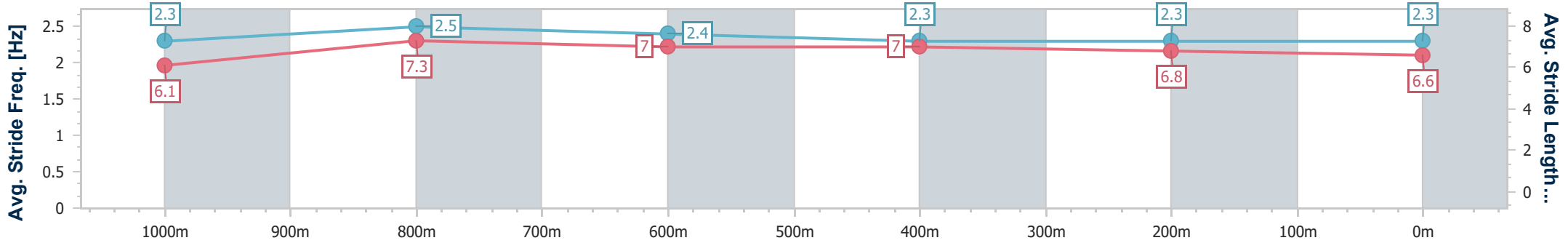
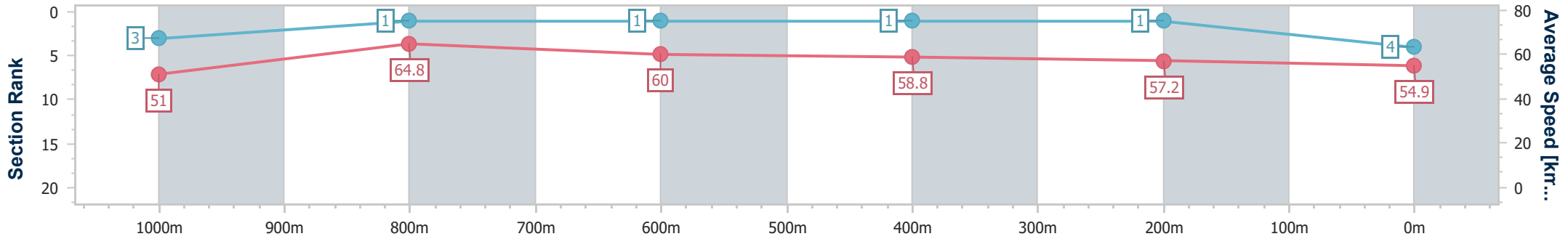
Toowoomba QLD Professional  
Race 4: The Poindexters Maiden Plate - 1200m



30 November 2024 - 19:13

Track Rating: Soft 6, Weather: Showers, Rail Position: +4m Entire

Section	Overall	1000m	800m	600m	400m	200m
Section Times	1:15.54 [4] (0:14.15)	1:01.39 [3] (0:11.10)	0:50.29 [1] (0:12.06)	0:38.23 [1] (0:12.40)	0:25.83 [1] (0:12.70)	0:13.13 [1] (0:13.13)
Average Speed [km/h]	51.0	64.8	60.0	58.8	57.2	54.9
Top Speed [km/h]	67.6	67.5	63.7	59.9	58.6	56.0
Avg. Dist. to Rail [m]	5.6	1.0	2.1	2.0	3.1	4.7
Avg. Stride Freq. [Hz]	2.3	2.5	2.4	2.3	2.3	2.3
Avg. Stride Length [m]	6.1	7.3	7.0	7.0	6.8	6.6



- [ ] Ranking at each section and finish
- .-.- No data available at this section
- NA No data available



Horse/Jockey Name	Spruce
Final Rank	5
Fastest Section Time (Section)	0:11.48 (1000m)
Top Speed [km/h] (Section)	65.6 (Overall)
Race State	Finished



### Toowoomba QLD Professional

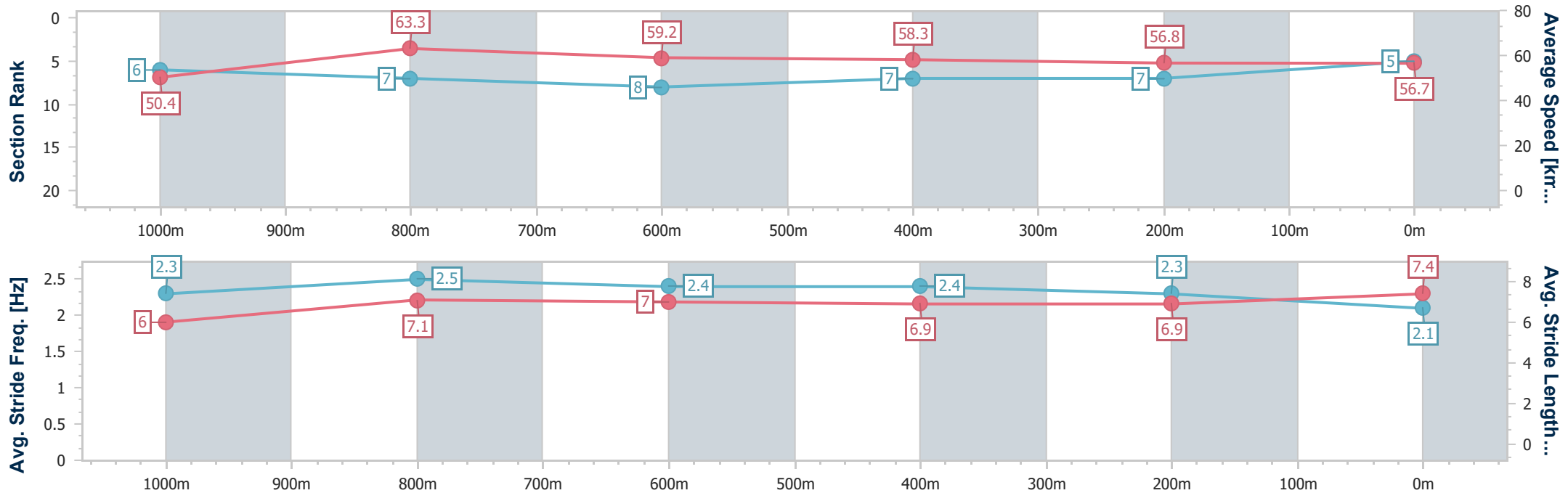
### Race 4: The Poindexters Maiden Plate - 1200m

30 November 2024 - 19:13



Track Rating: Soft 6, Weather: Showers, Rail Position: +4m Entire

Section	Overall	1000m	800m	600m	400m	200m
Section Times	1:15.62 [5] (0:14.31)	1:01.31 [6] (0:11.48)	0:49.83 [7] (0:12.21)	0:37.62 [8] (0:12.29)	0:25.33 [7] (0:12.65)	0:12.68 [7] (0:12.68)
Average Speed [km/h]	50.4	63.3	59.2	58.3	56.8	56.7
Top Speed [km/h]	65.6	65.2	61.4	60.4	57.5	57.4
Avg. Dist. to Rail [m]	5.8	3.0	1.0	1.2	0.7	0.5
Avg. Stride Freq. [Hz]	2.3	2.5	2.4	2.4	2.3	2.1
Avg. Stride Length [m]	6.0	7.1	7.0	6.9	6.9	7.4



- [ ] Ranking at each section and finish
- .-.- No data available at this section
- NA No data available



Horse/Jockey Name	Bargara Bound
Final Rank	6
Fastest Section Time (Section)	0:11.31 (1000m)
Top Speed [km/h] (Section)	65.3 (1000m)
Race State	Finished



Toowoomba QLD Professional

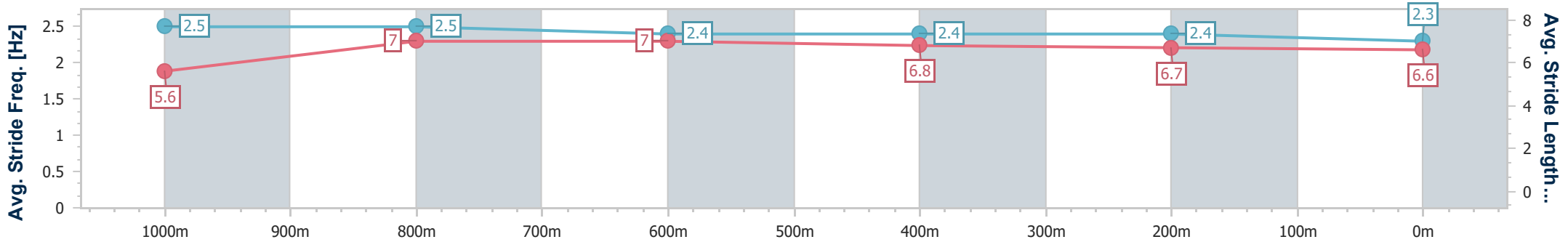
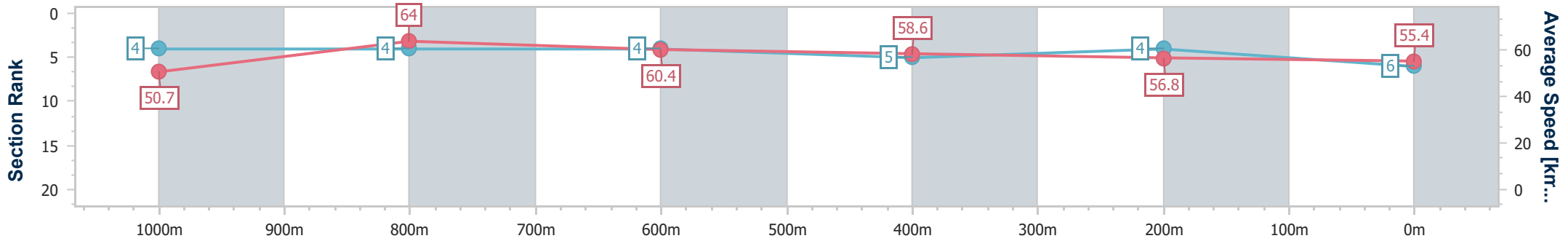
Race 4: The Poindexters Maiden Plate - 1200m

30 November 2024 - 19:13



Track Rating: Soft 6, Weather: Showers, Rail Position: +4m Entire

Section	Overall	1000m	800m	600m	400m	200m
Section Times	1:15.78 [6] (0:14.23)	1:01.55 [4] (0:11.31)	0:50.24 [4] (0:12.01)	0:38.23 [4] (0:12.48)	0:25.75 [5] (0:12.76)	0:12.99 [4] (0:12.99)
Average Speed [km/h]	50.7	64.0	60.4	58.6	56.8	55.4
Top Speed [km/h]	65.3	65.3	63.4	60.4	58.6	56.6
Avg. Dist. to Rail [m]	7.3	2.4	1.9	2.8	2.4	3.4
Avg. Stride Freq. [Hz]	2.5	2.5	2.4	2.4	2.4	2.3
Avg. Stride Length [m]	5.6	7.0	7.0	6.8	6.7	6.6



- [ ] Ranking at each section and finish
- .-.- No data available at this section
- NA No data available



Horse/Jockey Name	Boysarebackintown
Final Rank	7
Fastest Section Time (Section)	0:11.33 (1000m)
Top Speed [km/h] (Section)	65.5 (1000m)
Race State	Finished



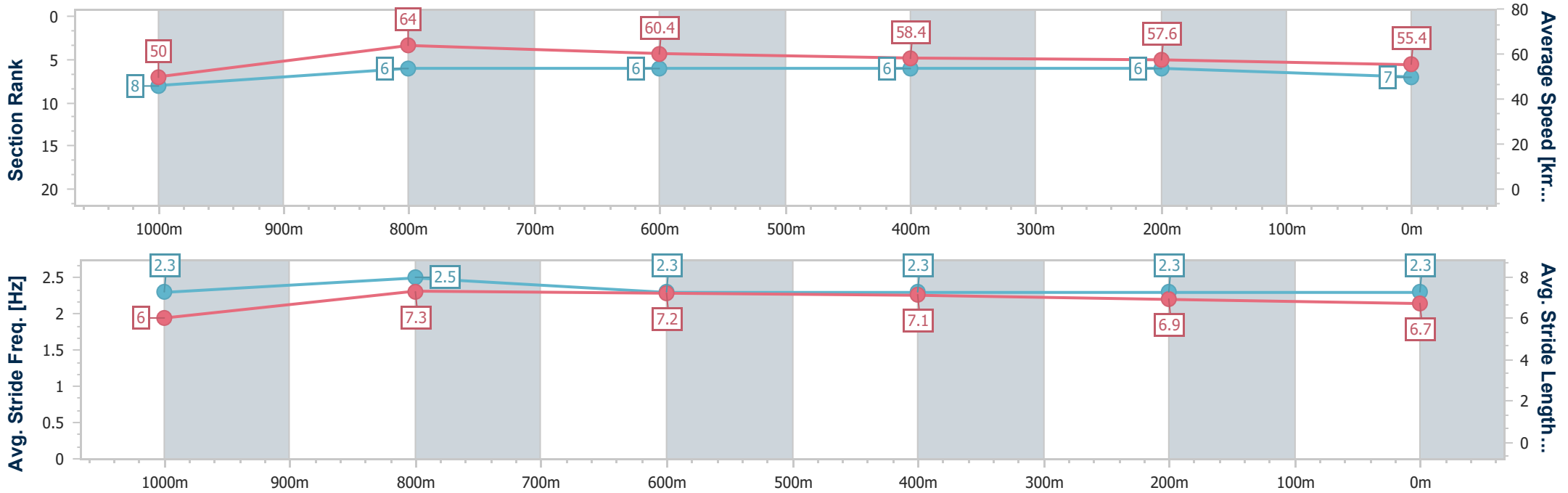
Toowoomba QLD Professional  
Race 4: The Poindexters Maiden Plate - 1200m



30 November 2024 - 19:13

Track Rating: Soft 6, Weather: Showers, Rail Position: +4m Entire

Section	Overall	1000m	800m	600m	400m	200m
Section Times	1:15.81 [7] (0:14.43)	1:01.38 [8] (0:11.33)	0:50.05 [6] (0:11.98)	0:38.07 [6] (0:12.50)	0:25.57 [6] (0:12.59)	0:12.98 [6] (0:12.98)
Average Speed [km/h]	50.0	64.0	60.4	58.4	57.6	55.4
Top Speed [km/h]	64.8	65.5	64.4	60.1	57.9	56.9
Avg. Dist. to Rail [m]	8.3	2.9	2.2	2.2	2.4	4.2
Avg. Stride Freq. [Hz]	2.3	2.5	2.3	2.3	2.3	2.3
Avg. Stride Length [m]	6.0	7.3	7.2	7.1	6.9	6.7



- [ ] Ranking at each section and finish
- .-.- No data available at this section
- NA No data available



Horse/Jockey Name	Flying To Mars
Final Rank	8
Fastest Section Time (Section)	0:11.46 (1000m)
Top Speed [km/h] (Section)	66.1 (Overall)
Race State	Finished



### Toowoomba QLD Professional

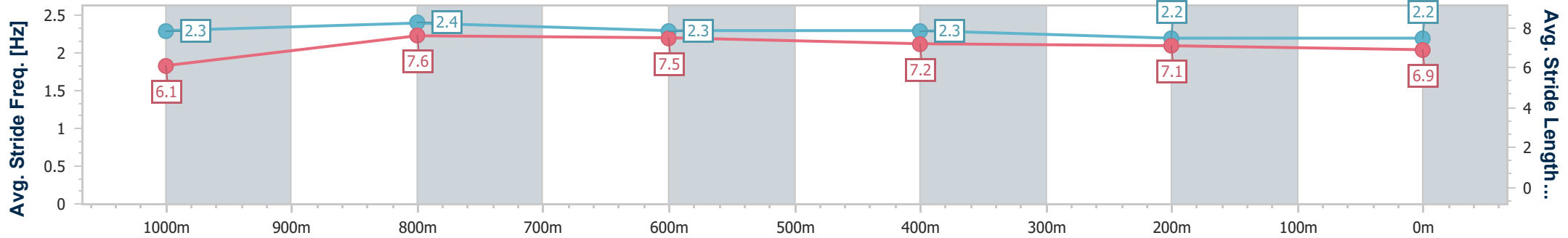
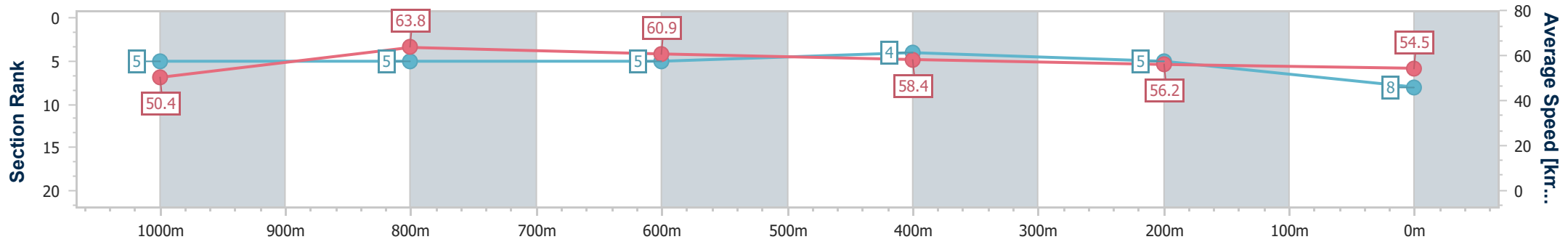
### Race 4: The Poindexters Maiden Plate - 1200m

30 November 2024 - 19:13



Track Rating: Soft 6, Weather: Showers, Rail Position: +4m Entire

Section	Overall	1000m	800m	600m	400m	200m
Section Times	1:16.01 [8] (0:14.25)	1:01.76 [5] (0:11.46)	0:50.30 [5] (0:11.93)	0:38.37 [5] (0:12.35)	0:26.02 [4] (0:12.81)	0:13.21 [5] (0:13.21)
Average Speed [km/h]	50.4	63.8	60.9	58.4	56.2	54.5
Top Speed [km/h]	66.1	66.1	62.4	60.6	57.3	55.9
Avg. Dist. to Rail [m]	3.7	3.7	2.5	1.1	1.1	1.4
Avg. Stride Freq. [Hz]	2.3	2.4	2.3	2.3	2.2	2.2
Avg. Stride Length [m]	6.1	7.6	7.5	7.2	7.1	6.9



- [ ] Ranking at each section and finish
- .-.-.- No data available at this section
- NA No data available



Horse/Jockey Name	Danny's Boy
Final Rank	9
Fastest Section Time (Section)	0:11.58 (1000m)
Top Speed [km/h] (Section)	66.5 (Overall)
Race State	Finished



### Toowoomba QLD Professional

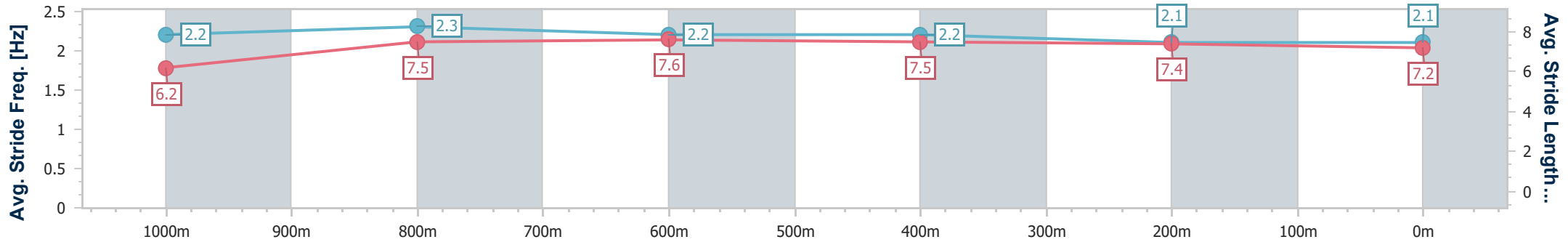
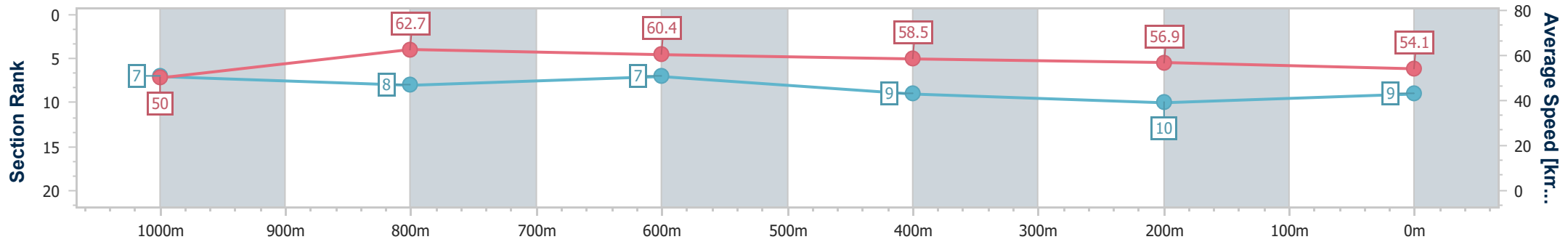
### Race 4: The Poindexters Maiden Plate - 1200m

30 November 2024 - 19:13



Track Rating: Soft 6, Weather: Showers, Rail Position: +4m Entire

Section	Overall	1000m	800m	600m	400m	200m
Section Times	1:16.36 [9] (0:14.40)	1:01.96 [7] (0:11.58)	0:50.38 [8] (0:11.98)	0:38.40 [7] (0:12.39)	0:26.01 [9] (0:12.69)	0:13.32 [10] (0:13.32)
Average Speed [km/h]	50.0	62.7	60.4	58.5	56.9	54.1
Top Speed [km/h]	66.5	66.1	61.8	60.2	57.6	55.0
Avg. Dist. to Rail [m]	8.5	3.4	2.1	0.7	1.4	1.8
Avg. Stride Freq. [Hz]	2.2	2.3	2.2	2.2	2.1	2.1
Avg. Stride Length [m]	6.2	7.5	7.6	7.5	7.4	7.2



- [ ] Ranking at each section and finish
- .-.- No data available at this section
- NA No data available





Horse/Jockey Name	Sutherland
Final Rank	10
Fastest Section Time (Section)	0:11.32 (1000m)
Top Speed [km/h] (Section)	66.9 (Overall)
Race State	Finished



### Toowoomba QLD Professional

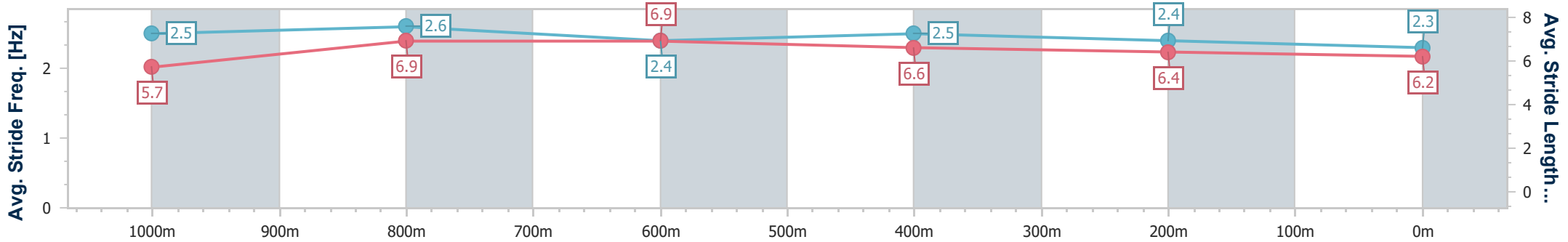
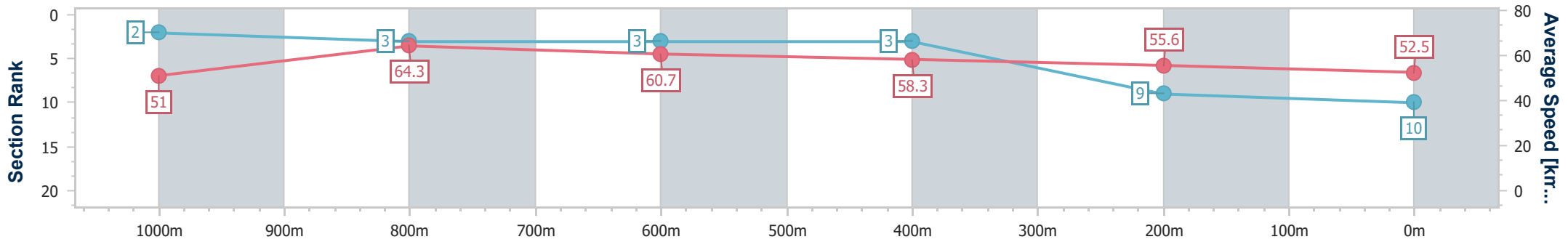
### Race 4: The Poindexters Maiden Plate - 1200m

30 November 2024 - 19:13



Track Rating: Soft 6, Weather: Showers, Rail Position: +4m Entire

Section	Overall	1000m	800m	600m	400m	200m
Section Times	1:16.72 [10] (0:14.13)	1:02.59 [2] (0:11.32)	0:51.27 [3] (0:12.07)	0:39.20 [3] (0:12.46)	0:26.74 [3] (0:13.00)	0:13.74 [9] (0:13.74)
Average Speed [km/h]	51.0	64.3	60.7	58.3	55.6	52.5
Top Speed [km/h]	66.9	66.5	62.5	59.6	58.1	53.8
Avg. Dist. to Rail [m]	8.5	3.8	4.1	2.2	1.7	3.9
Avg. Stride Freq. [Hz]	2.5	2.6	2.4	2.5	2.4	2.3
Avg. Stride Length [m]	5.7	6.9	6.9	6.6	6.4	6.2



- [ ] Ranking at each section and finish
- .-.- No data available at this section
- NA No data available



Horse/Jockey Name	Outta Beauty
Final Rank	11
Fastest Section Time (Section)	0:11.36 (1000m)
Top Speed [km/h] (Section)	65.6 (1000m)
Race State	Finished



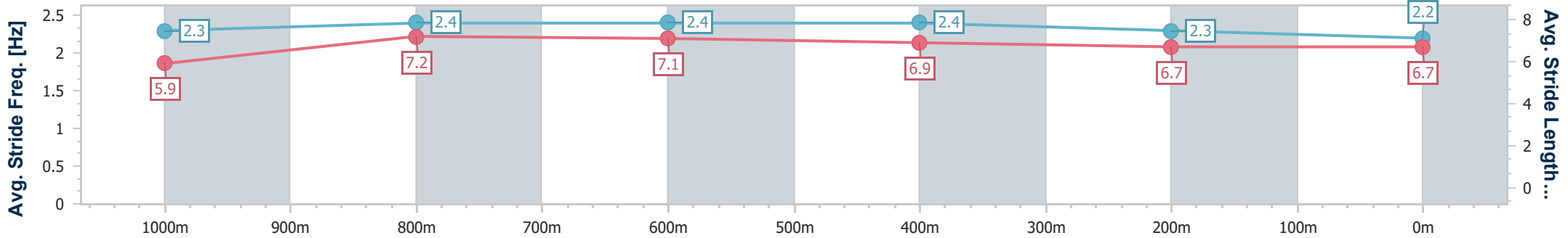
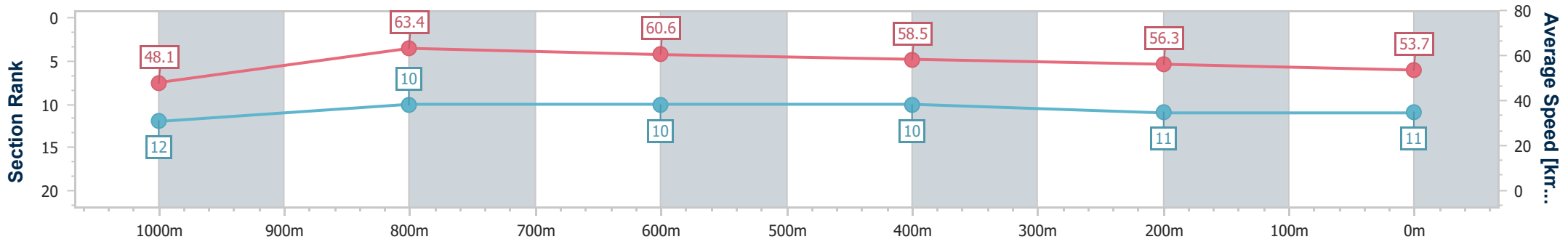
Toowoomba QLD Professional  
Race 4: The Poindexters Maiden Plate - 1200m



30 November 2024 - 19:13

Track Rating: Soft 6, Weather: Showers, Rail Position: +4m Entire

Section	Overall	1000m	800m	600m	400m	200m
Section Times	1:16.93 [11] (0:14.95)	1:01.98 [12] (0:11.36)	0:50.62 [10] (0:11.86)	0:38.76 [10] (0:12.47)	0:26.29 [10] (0:12.87)	0:13.42 [11] (0:13.42)
Average Speed [km/h]	48.1	63.4	60.6	58.5	56.3	53.7
Top Speed [km/h]	65.1	65.6	62.4	60.4	58.1	55.4
Avg. Dist. to Rail [m]	4.3	0.6	0.7	2.3	2.0	1.4
Avg. Stride Freq. [Hz]	2.3	2.4	2.4	2.4	2.3	2.2
Avg. Stride Length [m]	5.9	7.2	7.1	6.9	6.7	6.7



- [ ] Ranking at each section and finish
- .-.- No data available at this section
- NA No data available



Horse/Jockey Name	Supidocharged
Final Rank	12
Fastest Section Time (Section)	0:11.71 (1000m)
Top Speed [km/h] (Section)	65.4 (Overall)
Race State	Finished



### Toowoomba QLD Professional

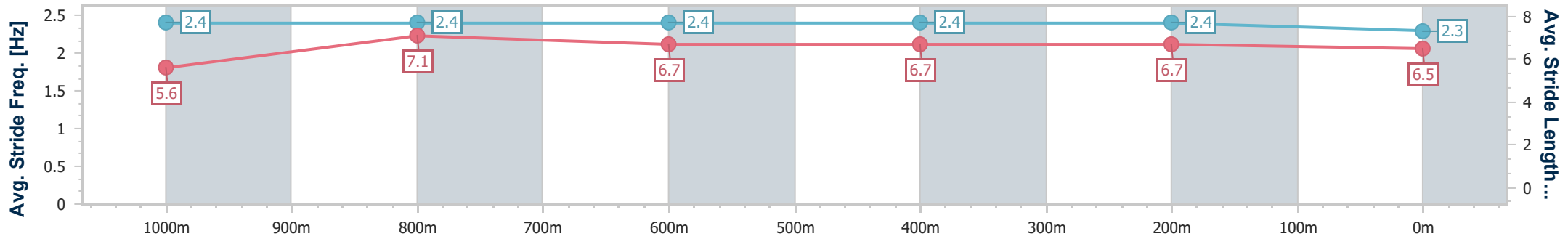
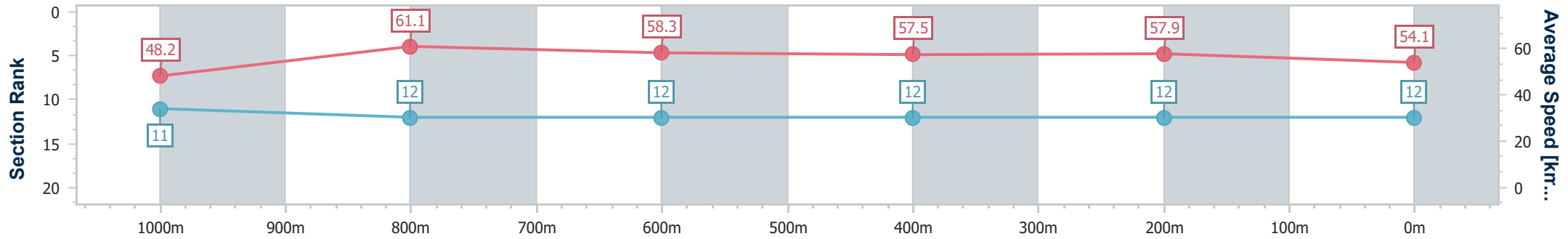
### Race 4: The Poindexters Maiden Plate - 1200m

30 November 2024 - 19:13



Track Rating: Soft 6, Weather: Showers, Rail Position: +4m Entire

Section	Overall	1000m	800m	600m	400m	200m
Section Times	1:17.34 [12] (0:14.93)	1:02.41 [11] (0:11.71)	0:50.70 [12] (0:12.37)	0:38.33 [12] (0:12.54)	0:25.79 [12] (0:12.49)	0:13.30 [12] (0:13.30)
Average Speed [km/h]	48.2	61.1	58.3	57.5	57.9	54.1
Top Speed [km/h]	65.4	65.1	60.6	59.0	58.7	57.6
Avg. Dist. to Rail [m]	3.5	1.1	0.3	0.5	1.0	1.3
Avg. Stride Freq. [Hz]	2.4	2.4	2.4	2.4	2.4	2.3
Avg. Stride Length [m]	5.6	7.1	6.7	6.7	6.7	6.5



- [ ] Ranking at each section and finish
- .-.- No data available at this section
- NA No data available



**Toowoomba QLD Professional**  
**Race 5: EMPIRE OF JAPAN - STANDING AT HOPETOUN FARM QTIS**  
**Three-Year-Old Maiden Handicap - 1200m**  
**30 November 2024 - 19:46**



Track Rating: Soft 6, Weather: Showers, Rail Position: +4m Entire

Section												Last 600m		
Field Times		Overall	1000m	800m	600m	400m	200m						0:37.48	
		1:14.82 (0:14.05)	1:00.77 (0:11.31)	0:49.46 (0:11.98)	0:37.48 (0:12.29)	0:25.19 (0:12.62)	0:12.57 (0:12.57)							
Rank	TAB	Horse/Jockey	Barrier	Top Speed [km/h]	Fastest Section							Margin	Distance Travelled [m]	
1	8	<b>ESPRIT DU JOUR</b> Les Tilley	9	63.7 1000m	0:11.53 1000m	1:14.82 [1] (0:15.14)	0:59.68 [9] (0:11.53)	0:48.15 [9] (0:11.62)	0:36.53 [7] (0:12.12)	0:24.41 [7] (0:11.99)	0:12.42 [2] (0:12.42)	1:14.82	0:36.53	
2	15	<b>FOOLSAY</b> Chelsea Baker	2	66.3 Overall	0:11.20 1000m	1:15.04 [2] (0:14.18)	1:00.86 [2] (0:11.20)	0:49.66 [2] (0:11.96)	0:37.70 [1] (0:12.29)	0:25.41 [1] (0:12.62)	0:12.79 [1] (0:12.79)	1.3L	0:37.70	+5
3	11	<b>HEALTHY SUSPICION</b> Chris Whiteley	12	63.4 1000m	0:11.65 1000m	1:15.57 [3] (0:14.88)	1:00.69 [7] (0:11.65)	0:49.04 [8] (0:11.87)	0:37.17 [9] (0:12.04)	0:25.13 [8] (0:12.58)	0:12.55 [6] (0:12.55)	4.3L	0:37.17	+11
4	2	<b>BUTWEDID</b> Boris Thornton	4	64.4 Overall	0:11.51 1000m	1:16.06 [4] (0:14.90)	1:01.16 [8] (0:11.51)	0:49.65 [7] (0:11.60)	0:38.05 [5] (0:12.21)	0:25.84 [4] (0:12.64)	0:13.20 [5] (0:13.20)	7.1L	0:38.05	+8
5	7	<b>MISTER TUDOR</b> Madeleine Wishart	10	63.4 1000m	0:11.55 1000m	1:16.26 [5] (0:15.32)	1:00.94 [10] (0:11.55)	0:49.39 [10] (0:11.84)	0:37.55 [10] (0:12.06)	0:25.49 [9] (0:12.58)	0:12.91 [7] (0:12.91)	8.1L	0:37.55	+5
6	1	<b>ARCTIC BEAR</b> Nozi Tomizawa	7	65.6 1000m	0:11.28 1000m	1:16.40 [6] (0:14.48)	1:01.92 [4] (0:11.28)	0:50.64 [4] (0:11.87)	0:38.77 [4] (0:12.40)	0:26.37 [3] (0:12.80)	0:13.57 [3] (0:13.57)	8.9L	0:38.77	+5
7	3	<b>LUCKY JOKER</b> Justin Stanley	6	62.5 1000m	0:11.64 800m	1:16.43 [7] (0:15.70)	1:00.73 [12] (0:11.70)	0:49.03 [12] (0:11.64)	0:37.39 [12] (0:12.00)	0:25.39 [11] (0:12.43)	0:12.96 [9] (0:12.96)	9.1L	0:37.39	+2
8	18	<b>MISSION POSSIBLE</b> Darren Evans	8	62.8 Overall	0:11.70 1000m	1:16.80 [8] (0:15.44)	1:01.36 [11] (0:11.70)	0:49.66 [11] (0:11.78)	0:37.88 [11] (0:12.19)	0:25.69 [12] (0:12.75)	0:12.94 [12] (0:12.94)	11.1L	0:37.88	+12
9	17	<b>LEUCAENA</b> Dylan Bennett	11	67.1 Overall	0:11.31 1000m	1:17.02 [9] (0:14.05)	1:02.97 [1] (0:11.31)	0:51.66 [1] (0:12.03)	0:39.63 [2] (0:12.41)	0:27.22 [2] (0:13.06)	0:14.16 [4] (0:14.16)	12.4L	0:39.63	+3
10	5	<b>BONZABELTER</b> Nathan Fazackerley	3	63.5 1000m	0:11.62 1000m	1:17.03 [10] (0:14.75)	1:02.28 [6] (0:11.62)	0:50.66 [6] (0:11.99)	0:38.67 [8] (0:12.44)	0:26.23 [10] (0:12.95)	0:13.28 [11] (0:13.28)	12.5L	0:38.67	+9

Scratched: Cutting Edge (#6), Boysarebackintown (#20), Skyport Lane (#19), Three Tees (#13), Great Angles (#16), Tapati (#14), Eleanor Nancy (#10), Rebellious Spirit (#12)

[ ] Ranking at each section and finish  
 -:-:- No data available at this section  
 NA No data available

SCN Saddle cloth number  
 DNF Did not finish  
 DNT Did not track



**Toowoomba QLD Professional**  
**Race 5: EMPIRE OF JAPAN - STANDING AT HOPETOUN FARM QTIS**  
**Three-Year-Old Maiden Handicap - 1200m**  
**30 November 2024 - 19:46**



Track Rating: Soft 6, Weather: Showers, Rail Position: +4m Entire

Section		Overall	1000m	800m	600m	400m	200m	Last 600m					
Field Times		1:14.82 (0:14.05)	1:00.77 (0:11.31)	0:49.46 (0:11.98)	0:37.48 (0:12.29)	0:25.19 (0:12.62)	0:12.57 (0:12.57)	0:37.48					
Rank	TAB Horse/Jockey	Barrier	Top Speed [km/h]	Fastest Section				Margin	Distance Travelled [m]				
11	4 SIBERIAN Michael Murphy	5	66.5 1000m	0:11.24 1000m	1:17.87 [11] (0:14.26)	1:03.61 [3] (0:11.24)	0:52.37 [3] (0:12.00)	0:40.37 [3] (0:12.83)	0:27.54 [6] (0:13.41)	0:14.13 [10] (0:14.13)	17.3L	0:40.37	+10
12	9 BILLILICIOUS Luke Tarrant	1	65.0 Overall	0:11.46 1000m	1:18.63 [12] (0:14.72)	1:03.91 [5] (0:11.46)	0:52.45 [5] (0:11.87)	0:40.58 [6] (0:12.26)	0:28.32 [5] (0:13.08)	0:15.24 [8] (0:15.24)	21.6L	0:40.58	+0

Scratched: Cutting Edge (#6), Boysarebackintown (#20), Skyport Lane (#19), Three Tees (#13), Great Angles (#16), Tapati (#14), Eleanor Nancy (#10), Rebellious Spirit (#12)

[ ] Ranking at each section and finish  
 -:-:-:- No data available at this section  
 NA No data available

SCN Saddle cloth number  
 DNF Did not finish  
 DNT Did not track



Horse/Jockey Name	Esprit Du Jour
Final Rank	1
Fastest Section Time (Section)	0:11.53 (1000m)
Top Speed [km/h] (Section)	63.7 (1000m)
Race State	Finished



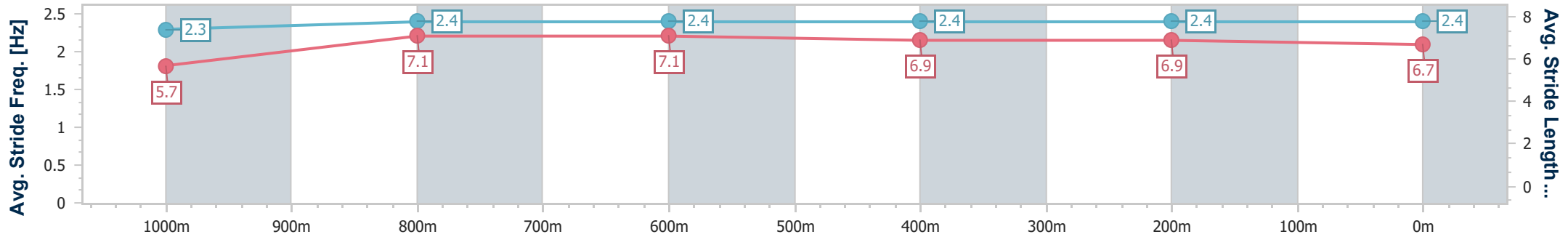
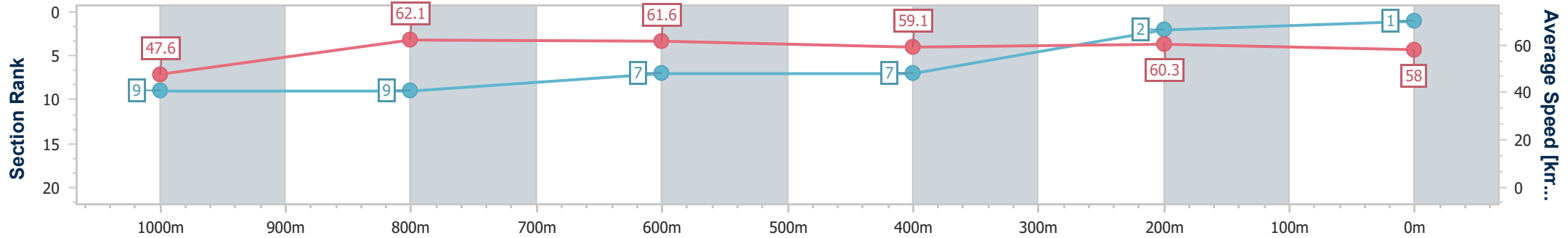
Toowoomba QLD Professional  
 Race 5: EMPIRE OF JAPAN - STANDING AT HOPETOUN FARM  
 QTIS Three-Year-Old Maiden Handicap - 1200m



30 November 2024 - 19:46

Track Rating: Soft 6, Weather: Showers, Rail Position: +4m Entire

Section	Overall	1000m	800m	600m	400m	200m
Section Times	1:14.82 [1] (0:15.14)	0:59.68 [9] (0:11.53)	0:48.15 [9] (0:11.62)	0:36.53 [7] (0:12.12)	0:24.41 [7] (0:11.99)	0:12.42 [2] (0:12.42)
Average Speed [km/h]	47.6	62.1	61.6	59.1	60.3	58.0
Top Speed [km/h]	63.1	63.7	62.6	61.4	61.2	60.9
Avg. Dist. to Rail [m]	4.9	0.7	1.8	0.9	1.1	0.7
Avg. Stride Freq. [Hz]	2.3	2.4	2.4	2.4	2.4	2.4
Avg. Stride Length [m]	5.7	7.1	7.1	6.9	6.9	6.7



- [ ] Ranking at each section and finish
- .-.- No data available at this section
- NA No data available



Horse/Jockey Name	Foolsay
Final Rank	2
Fastest Section Time (Section)	0:11.20 (1000m)
Top Speed [km/h] (Section)	66.3 (Overall)
Race State	Finished



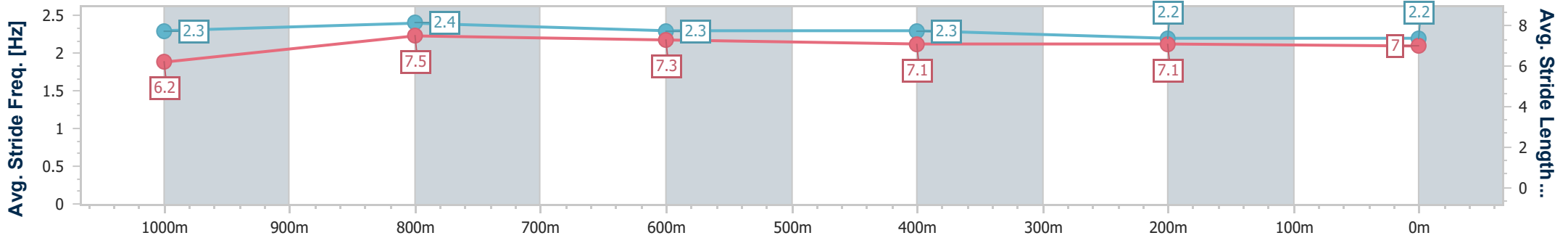
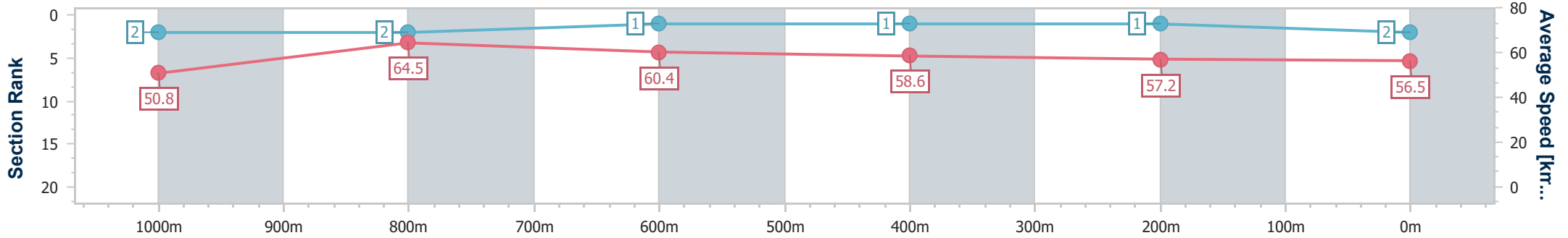
Toowoomba QLD Professional  
 Race 5: EMPIRE OF JAPAN - STANDING AT HOPETOUN FARM  
 QTIS Three-Year-Old Maiden Handicap - 1200m



30 November 2024 - 19:46

Track Rating: Soft 6, Weather: Showers, Rail Position: +4m Entire

Section	Overall	1000m	800m	600m	400m	200m
Section Times	1:15.04 [2] (0:14.18)	1:00.86 [2] (0:11.20)	0:49.66 [2] (0:11.96)	0:37.70 [1] (0:12.29)	0:25.41 [1] (0:12.62)	0:12.79 [1] (0:12.79)
Average Speed [km/h]	50.8	64.5	60.4	58.6	57.2	56.5
Top Speed [km/h]	66.3	65.8	61.4	59.6	58.1	57.9
Avg. Dist. to Rail [m]	2.6	0.4	1.2	0.5	0.9	1.0
Avg. Stride Freq. [Hz]	2.3	2.4	2.3	2.3	2.2	2.2
Avg. Stride Length [m]	6.2	7.5	7.3	7.1	7.1	7.0



- [ ] Ranking at each section and finish
- .-.- No data available at this section
- NA No data available



Horse/Jockey Name	Healthy Suspicion
Final Rank	3
Fastest Section Time (Section)	0:11.65 (1000m)
Top Speed [km/h] (Section)	63.4 (1000m)
Race State	Finished



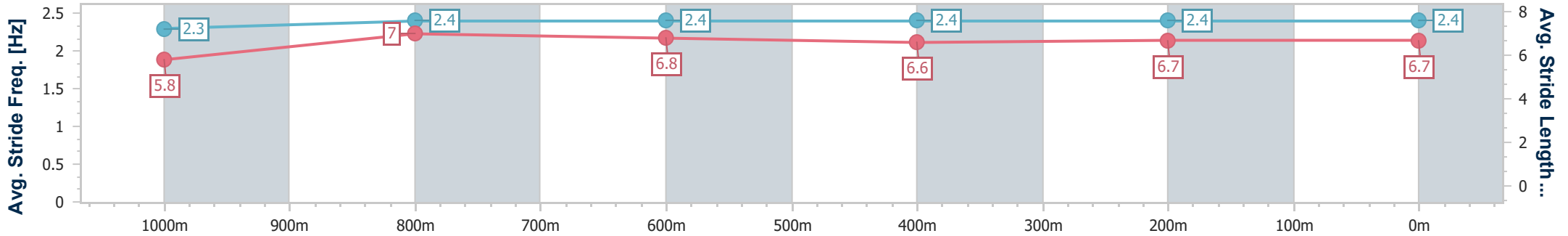
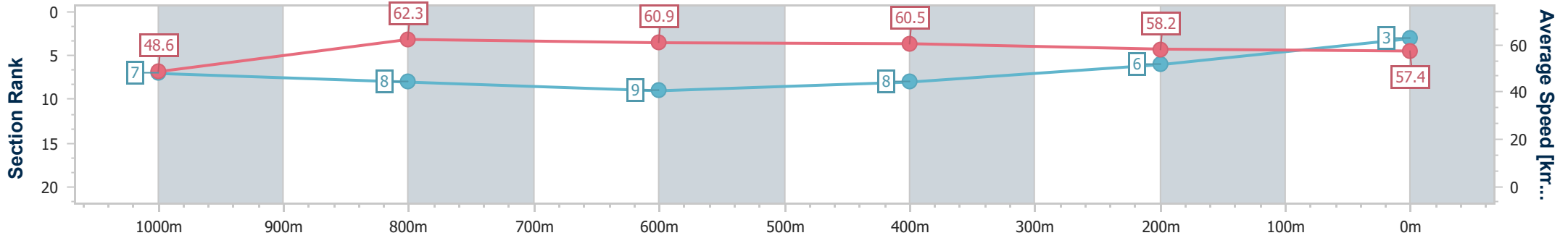
Toowoomba QLD Professional  
 Race 5: EMPIRE OF JAPAN - STANDING AT HOPETOUN FARM  
 QTIS Three-Year-Old Maiden Handicap - 1200m



30 November 2024 - 19:46

Track Rating: Soft 6, Weather: Showers, Rail Position: +4m Entire

Section	Overall	1000m	800m	600m	400m	200m
Section Times	1:15.57 [3] (0:14.88)	1:00.69 [7] (0:11.65)	0:49.04 [8] (0:11.87)	0:37.17 [9] (0:12.04)	0:25.13 [8] (0:12.58)	0:12.55 [6] (0:12.55)
Average Speed [km/h]	48.6	62.3	60.9	60.5	58.2	57.4
Top Speed [km/h]	62.5	63.4	61.8	61.6	60.1	57.7
Avg. Dist. to Rail [m]	7.7	2.8	2.1	2.3	4.3	4.2
Avg. Stride Freq. [Hz]	2.3	2.4	2.4	2.4	2.4	2.4
Avg. Stride Length [m]	5.8	7.0	6.8	6.6	6.7	6.7



- [ ] Ranking at each section and finish
- .-.- No data available at this section
- NA No data available





Horse/Jockey Name	Butwedid
Final Rank	4
Fastest Section Time (Section)	0:11.51 (1000m)
Top Speed [km/h] (Section)	64.4 (Overall)
Race State	Finished



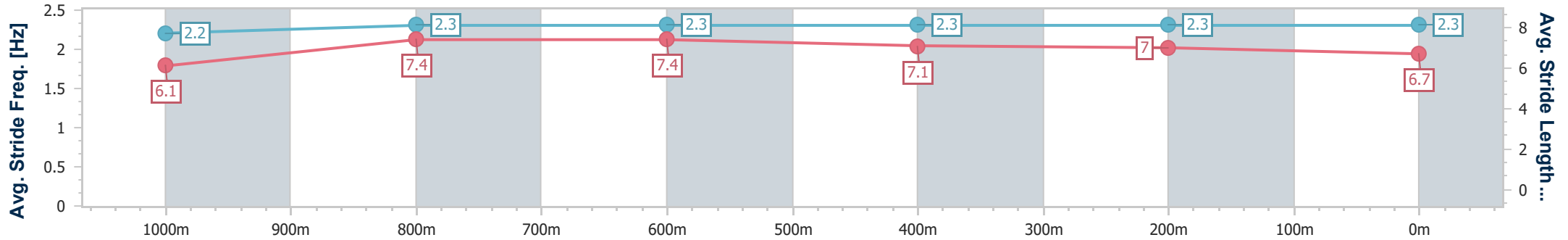
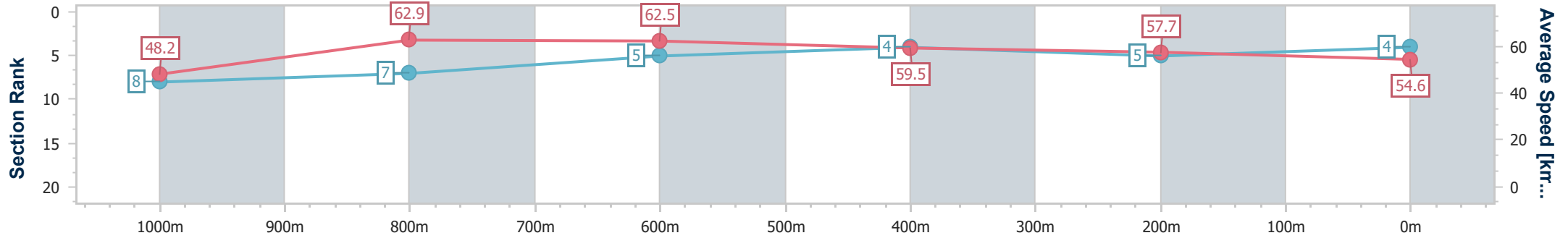
Toowoomba QLD Professional  
 Race 5: EMPIRE OF JAPAN - STANDING AT HOPETOUN FARM  
 QTIS Three-Year-Old Maiden Handicap - 1200m



30 November 2024 - 19:46

Track Rating: Soft 6, Weather: Showers, Rail Position: +4m Entire

Section	Overall	1000m	800m	600m	400m	200m
Section Times	1:16.06 [4] (0:14.90)	1:01.16 [8] (0:11.51)	0:49.65 [7] (0:11.60)	0:38.05 [5] (0:12.21)	0:25.84 [4] (0:12.64)	0:13.20 [5] (0:13.20)
Average Speed [km/h]	48.2	62.9	62.5	59.5	57.7	54.6
Top Speed [km/h]	64.4	64.3	63.5	62.9	59.7	55.6
Avg. Dist. to Rail [m]	4.5	1.2	1.5	2.4	4.0	3.9
Avg. Stride Freq. [Hz]	2.2	2.3	2.3	2.3	2.3	2.3
Avg. Stride Length [m]	6.1	7.4	7.4	7.1	7.0	6.7



- [ ] Ranking at each section and finish
- .-.- No data available at this section
- NA No data available



Horse/Jockey Name	Mister Tudor
Final Rank	5
Fastest Section Time (Section)	0:11.55 (1000m)
Top Speed [km/h] (Section)	63.4 (1000m)
Race State	Finished



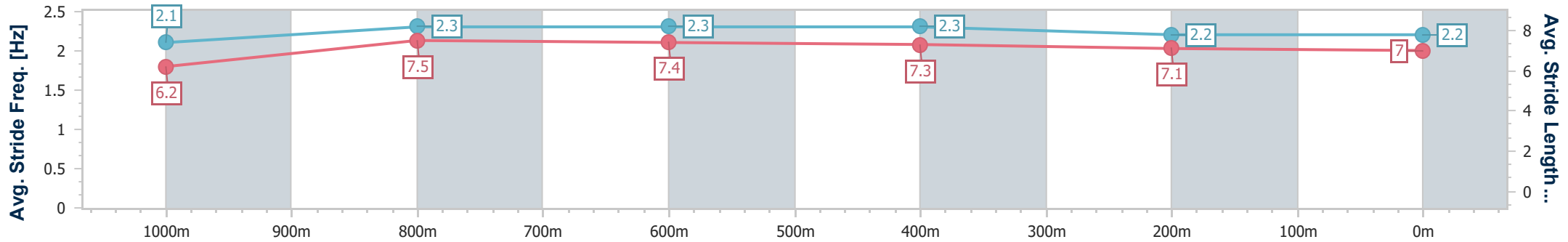
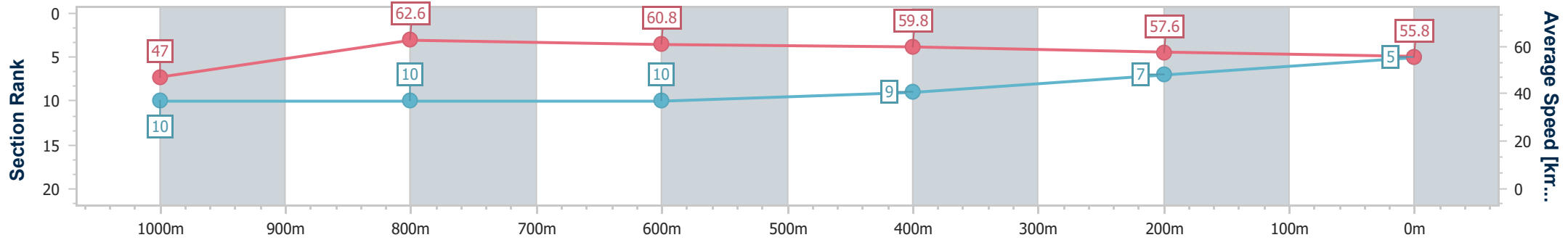
Toowoomba QLD Professional  
 Race 5: EMPIRE OF JAPAN - STANDING AT HOPETOUN FARM  
 QTIS Three-Year-Old Maiden Handicap - 1200m



30 November 2024 - 19:46

Track Rating: Soft 6, Weather: Showers, Rail Position: +4m Entire

Section	Overall	1000m	800m	600m	400m	200m
Section Times	1:16.26 [5] (0:15.32)	1:00.94 [10] (0:11.55)	0:49.39 [10] (0:11.84)	0:37.55 [10] (0:12.06)	0:25.49 [9] (0:12.58)	0:12.91 [7] (0:12.91)
Average Speed [km/h]	47.0	62.6	60.8	59.8	57.6	55.8
Top Speed [km/h]	61.9	63.4	61.8	60.8	59.3	56.4
Avg. Dist. to Rail [m]	5.3	0.9	0.7	0.3	2.0	4.2
Avg. Stride Freq. [Hz]	2.1	2.3	2.3	2.3	2.2	2.2
Avg. Stride Length [m]	6.2	7.5	7.4	7.3	7.1	7.0



- [ ] Ranking at each section and finish
- .-.- No data available at this section
- NA No data available



Horse/Jockey Name	Arctic Bear
Final Rank	6
Fastest Section Time (Section)	0:11.28 (1000m)
Top Speed [km/h] (Section)	65.6 (1000m)
Race State	Finished



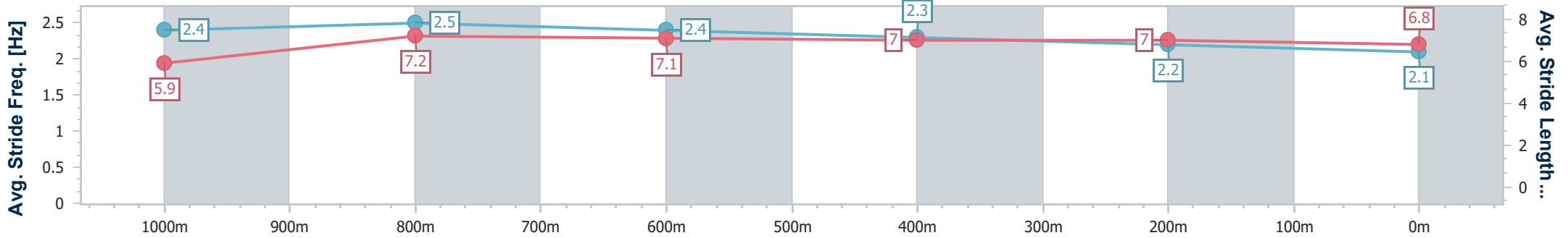
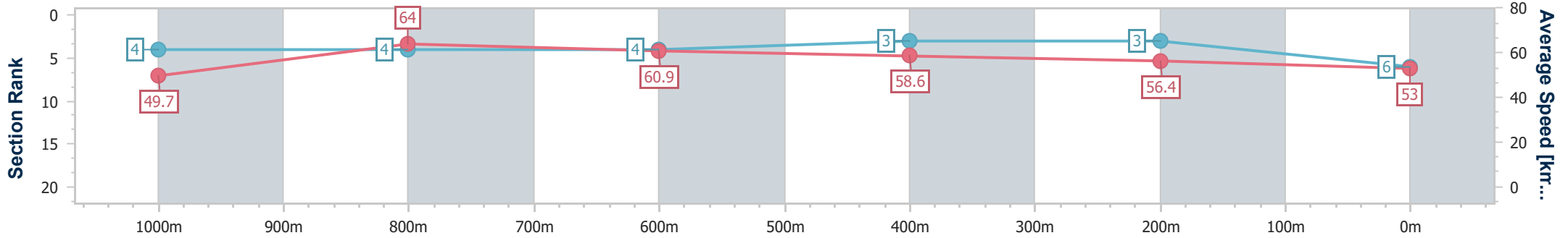
Toowoomba QLD Professional  
 Race 5: EMPIRE OF JAPAN - STANDING AT HOPETOUN FARM  
 QTIS Three-Year-Old Maiden Handicap - 1200m



30 November 2024 - 19:46

Track Rating: Soft 6, Weather: Showers, Rail Position: +4m Entire

Section	Overall	1000m	800m	600m	400m	200m
Section Times	1:16.40 [6] (0:14.48)	1:01.92 [4] (0:11.28)	0:50.64 [4] (0:11.87)	0:38.77 [4] (0:12.40)	0:26.37 [3] (0:12.80)	0:13.57 [3] (0:13.57)
Average Speed [km/h]	49.7	64.0	60.9	58.6	56.4	53.0
Top Speed [km/h]	64.5	65.6	62.0	60.7	57.7	54.6
Avg. Dist. to Rail [m]	4.6	1.3	0.8	1.5	1.1	0.7
Avg. Stride Freq. [Hz]	2.4	2.5	2.4	2.3	2.2	2.1
Avg. Stride Length [m]	5.9	7.2	7.1	7.0	7.0	6.8



- [ ] Ranking at each section and finish
- .-.- No data available at this section
- NA No data available



Horse/Jockey Name	Lucky Joker
Final Rank	7
Fastest Section Time (Section)	0:11.64 (800m)
Top Speed [km/h] (Section)	62.5 (1000m)
Race State	Finished



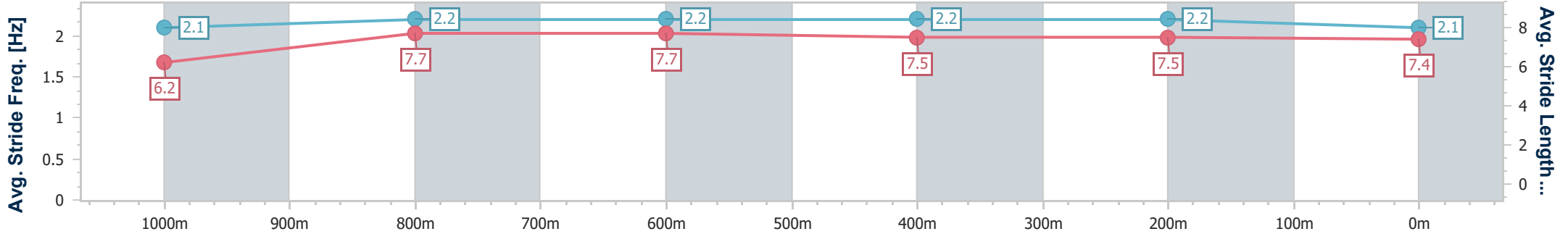
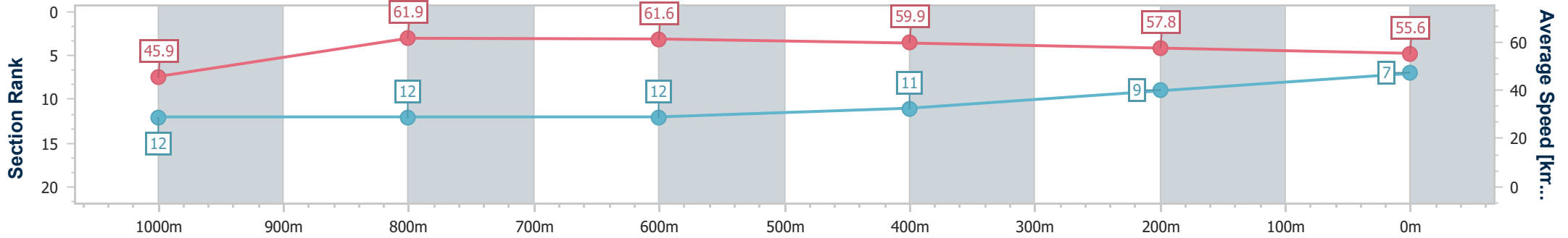
Toowoomba QLD Professional  
 Race 5: EMPIRE OF JAPAN - STANDING AT HOPETOUN FARM  
 QTIS Three-Year-Old Maiden Handicap - 1200m



30 November 2024 - 19:46

Track Rating: Soft 6, Weather: Showers, Rail Position: +4m Entire

Section	Overall	1000m	800m	600m	400m	200m
Section Times	1:16.43 [7] (0:15.70)	1:00.73 [12] (0:11.70)	0:49.03 [12] (0:11.64)	0:37.39 [12] (0:12.00)	0:25.39 [11] (0:12.43)	0:12.96 [9] (0:12.96)
Average Speed [km/h]	45.9	61.9	61.6	59.9	57.8	55.6
Top Speed [km/h]	62.2	62.5	62.5	62.3	59.3	56.6
Avg. Dist. to Rail [m]	5.1	1.6	0.5	0.9	0.8	1.8
Avg. Stride Freq. [Hz]	2.1	2.2	2.2	2.2	2.2	2.1
Avg. Stride Length [m]	6.2	7.7	7.7	7.5	7.5	7.4



- [ ] Ranking at each section and finish
- .-.- No data available at this section
- NA No data available



Horse/Jockey Name	Mission Possible
Final Rank	8
Fastest Section Time (Section)	0:11.70 (1000m)
Top Speed [km/h] (Section)	62.8 (Overall)
Race State	Finished



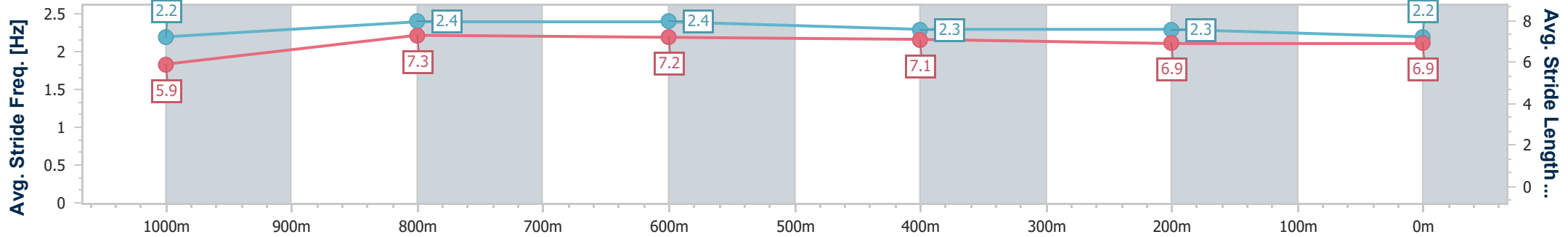
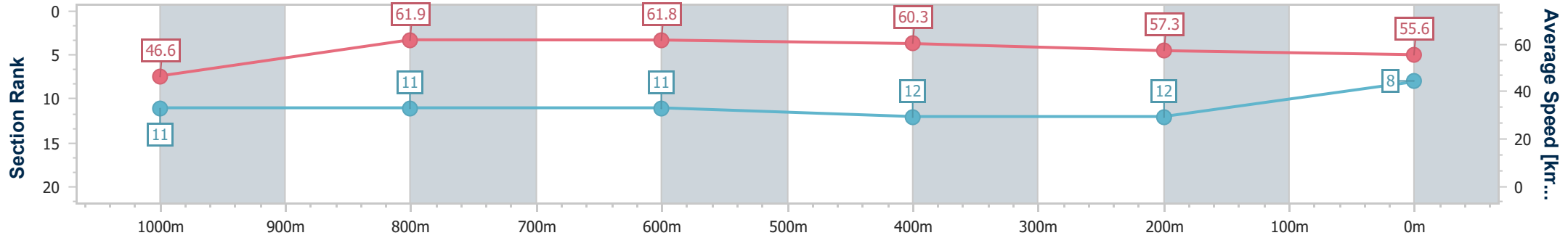
Toowoomba QLD Professional  
 Race 5: EMPIRE OF JAPAN - STANDING AT HOPETOUN FARM  
 QTIS Three-Year-Old Maiden Handicap - 1200m



30 November 2024 - 19:46

Track Rating: Soft 6, Weather: Showers, Rail Position: +4m Entire

Section	Overall	1000m	800m	600m	400m	200m
Section Times	1:16.80 [8] (0:15.44)	1:01.36 [11] (0:11.70)	0:49.66 [11] (0:11.78)	0:37.88 [11] (0:12.19)	0:25.69 [12] (0:12.75)	0:12.94 [12] (0:12.94)
Average Speed [km/h]	46.6	61.9	61.8	60.3	57.3	55.6
Top Speed [km/h]	62.8	62.7	62.7	62.7	59.0	57.1
Avg. Dist. to Rail [m]	3.6	1.4	3.4	3.8	5.2	4.9
Avg. Stride Freq. [Hz]	2.2	2.4	2.4	2.3	2.3	2.2
Avg. Stride Length [m]	5.9	7.3	7.2	7.1	6.9	6.9



- [ ] Ranking at each section and finish
- .-.- No data available at this section
- NA No data available



Horse/Jockey Name	Leucaena
Final Rank	9
Fastest Section Time (Section)	0:11.31 (1000m)
Top Speed [km/h] (Section)	67.1 (Overall)
Race State	Finished



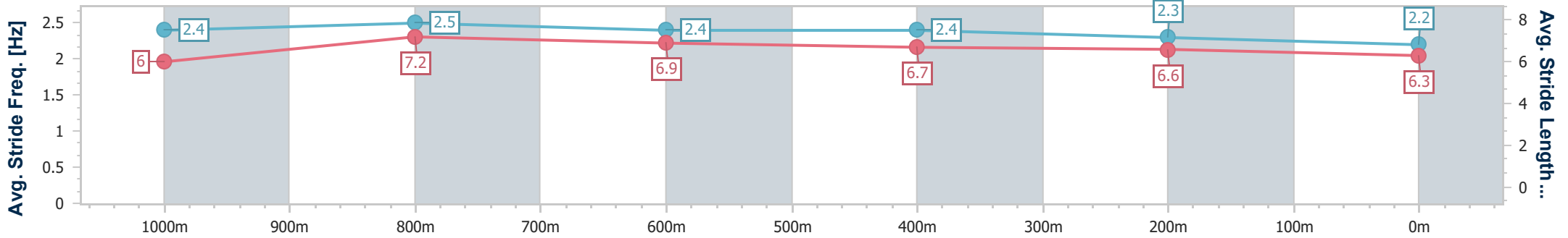
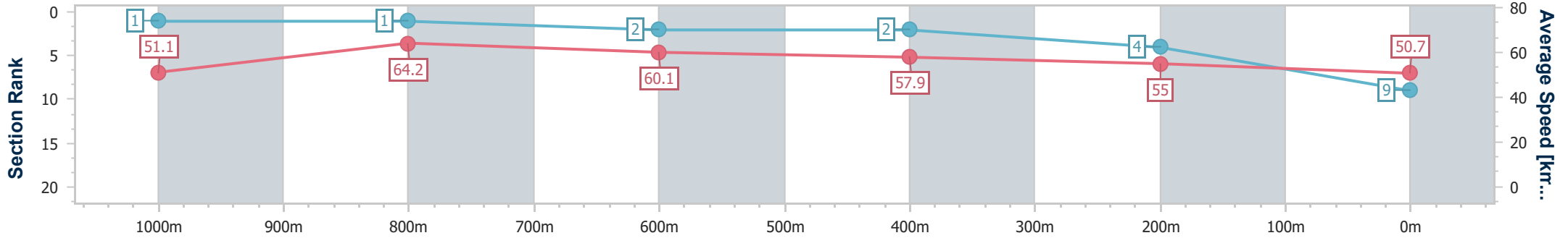
Toowoomba QLD Professional  
 Race 5: EMPIRE OF JAPAN - STANDING AT HOPETOUN FARM  
 QTIS Three-Year-Old Maiden Handicap - 1200m



30 November 2024 - 19:46

Track Rating: Soft 6, Weather: Showers, Rail Position: +4m Entire

Section	Overall	1000m	800m	600m	400m	200m
Section Times	1:17.02 [9] (0:14.05)	1:02.97 [1] (0:11.31)	0:51.66 [1] (0:12.03)	0:39.63 [2] (0:12.41)	0:27.22 [2] (0:13.06)	0:14.16 [4] (0:14.16)
Average Speed [km/h]	51.1	64.2	60.1	57.9	55.0	50.7
Top Speed [km/h]	67.1	66.6	61.7	59.4	57.7	53.1
Avg. Dist. to Rail [m]	6.2	1.5	0.9	0.2	0.4	0.3
Avg. Stride Freq. [Hz]	2.4	2.5	2.4	2.4	2.3	2.2
Avg. Stride Length [m]	6.0	7.2	6.9	6.7	6.6	6.3



- [ ] Ranking at each section and finish
- .-.- No data available at this section
- NA No data available



Horse/Jockey Name	Bonzabelter
Final Rank	10
Fastest Section Time (Section)	0:11.62 (1000m)
Top Speed [km/h] (Section)	63.5 (1000m)
Race State	Finished



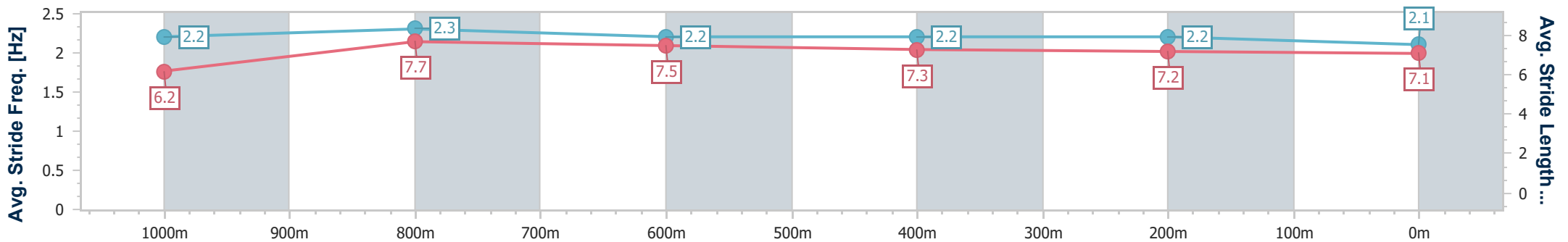
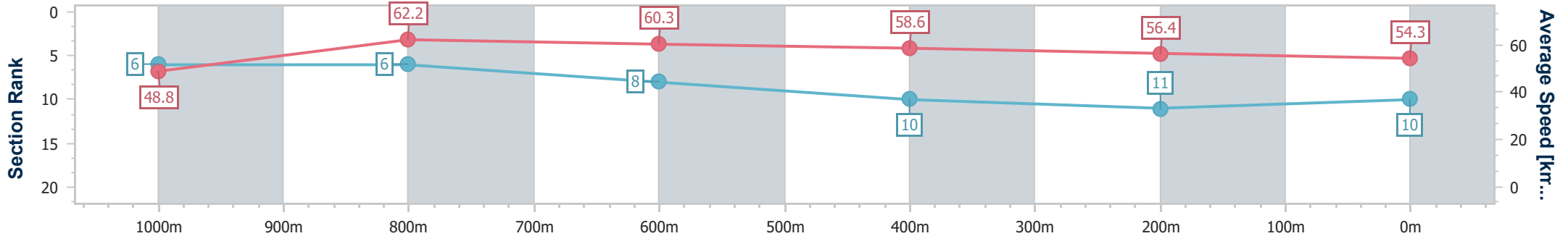
Toowoomba QLD Professional  
 Race 5: EMPIRE OF JAPAN - STANDING AT HOPETOUN FARM  
 QTIS Three-Year-Old Maiden Handicap - 1200m



30 November 2024 - 19:46

Track Rating: Soft 6, Weather: Showers, Rail Position: +4m Entire

Section	Overall	1000m	800m	600m	400m	200m
Section Times	1:17.03 [10] (0:14.75)	1:02.28 [6] (0:11.62)	0:50.66 [6] (0:11.99)	0:38.67 [8] (0:12.44)	0:26.23 [10] (0:12.95)	0:13.28 [11] (0:13.28)
Average Speed [km/h]	48.8	62.2	60.3	58.6	56.4	54.3
Top Speed [km/h]	63.4	63.5	61.4	60.1	57.4	56.5
Avg. Dist. to Rail [m]	2.9	0.7	1.6	2.6	3.8	2.0
Avg. Stride Freq. [Hz]	2.2	2.3	2.2	2.2	2.2	2.1
Avg. Stride Length [m]	6.2	7.7	7.5	7.3	7.2	7.1



- [ ] Ranking at each section and finish
- .-.- No data available at this section
- NA No data available



Horse/Jockey Name	Siberian
Final Rank	11
Fastest Section Time (Section)	0:11.24 (1000m)
Top Speed [km/h] (Section)	66.5 (1000m)
Race State	Finished



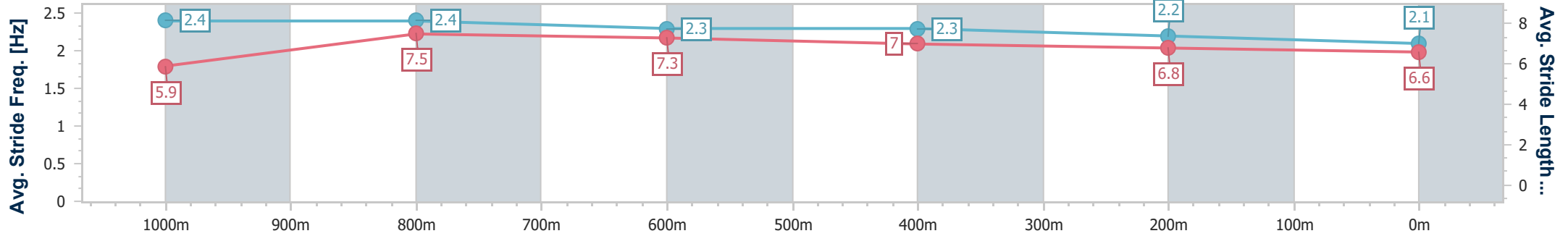
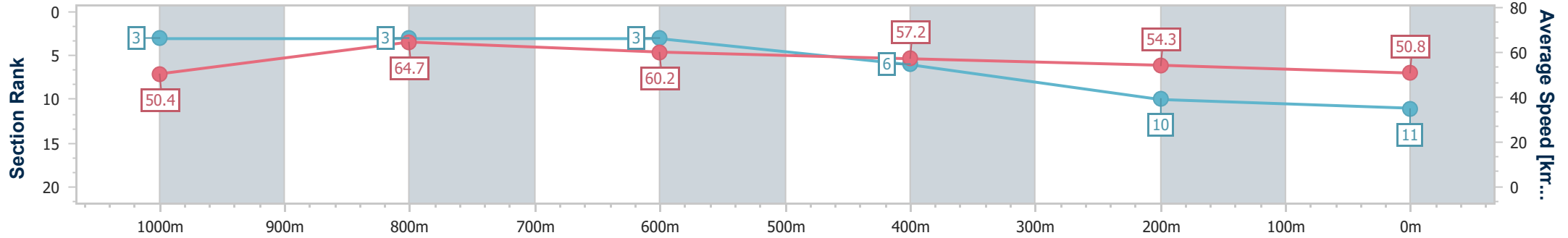
Toowoomba QLD Professional  
 Race 5: EMPIRE OF JAPAN - STANDING AT HOPETOUN FARM  
 QTIS Three-Year-Old Maiden Handicap - 1200m



30 November 2024 - 19:46

Track Rating: Soft 6, Weather: Showers, Rail Position: +4m Entire

Section	Overall	1000m	800m	600m	400m	200m
Section Times	1:17.87 [11] (0:14.26)	1:03.61 [3] (0:11.24)	0:52.37 [3] (0:12.00)	0:40.37 [3] (0:12.83)	0:27.54 [6] (0:13.41)	0:14.13 [10] (0:14.13)
Average Speed [km/h]	50.4	64.7	60.2	57.2	54.3	50.8
Top Speed [km/h]	66.2	66.5	62.1	59.5	55.6	53.3
Avg. Dist. to Rail [m]	4.5	1.4	2.0	3.7	3.3	2.6
Avg. Stride Freq. [Hz]	2.4	2.4	2.3	2.3	2.2	2.1
Avg. Stride Length [m]	5.9	7.5	7.3	7.0	6.8	6.6



- [ ] Ranking at each section and finish
- .-.- No data available at this section
- NA No data available





Horse/Jockey Name	Billilicious
Final Rank	12
Fastest Section Time (Section)	0:11.46 (1000m)
Top Speed [km/h] (Section)	65.0 (Overall)
Race State	Finished



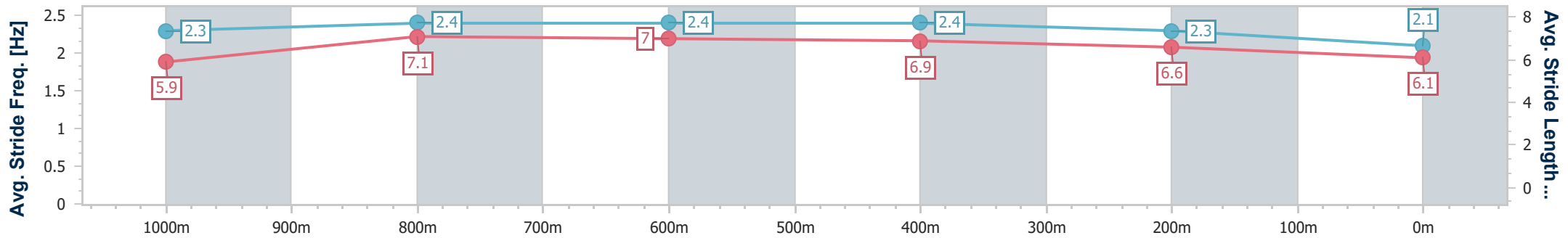
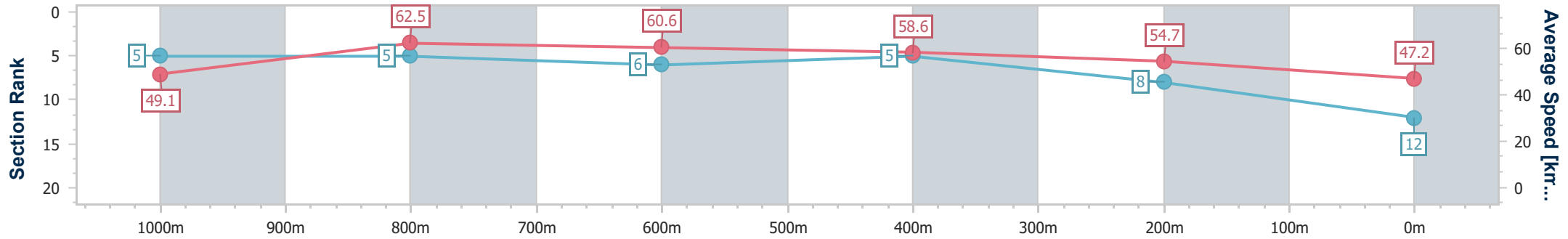
Toowoomba QLD Professional  
 Race 5: EMPIRE OF JAPAN - STANDING AT HOPETOUN FARM  
 QTIS Three-Year-Old Maiden Handicap - 1200m



30 November 2024 - 19:46

Track Rating: Soft 6, Weather: Showers, Rail Position: +4m Entire

Section	Overall	1000m	800m	600m	400m	200m
Section Times	1:18.63 [12] (0:14.72)	1:03.91 [5] (0:11.46)	0:52.45 [5] (0:11.87)	0:40.58 [6] (0:12.26)	0:28.32 [5] (0:13.08)	0:15.24 [8] (0:15.24)
Average Speed [km/h]	49.1	62.5	60.6	58.6	54.7	47.2
Top Speed [km/h]	65.0	63.4	62.3	61.9	57.2	53.3
Avg. Dist. to Rail [m]	2.8	0.3	0.4	0.8	1.0	1.9
Avg. Stride Freq. [Hz]	2.3	2.4	2.4	2.4	2.3	2.1
Avg. Stride Length [m]	5.9	7.1	7.0	6.9	6.6	6.1



- [ ] Ranking at each section and finish
- .-.- No data available at this section
- NA No data available



# Toowoomba QLD Professional

## Race 6: Trackside Photography BENCHMARK 60 Handicap - 1650m

30 November 2024 - 20:24



Track Rating: Soft 6, Weather: Showers, Rail Position: +4m Entire

Section													Overall	1400m	1200m	1000m	800m	600m	400m	Last 600m
Field Times													1:42.22 (0:15.93)	1:26.29 (0:10.95)	1:15.34 (0:11.32)	1:04.02 (0:12.15)	0:51.87 (0:12.53)	0:39.34 (0:12.78)	0:26.56 (0:13.31)	0:39.34
Rank	TAB	Horse/Jockey	Barrier	Top Speed [km/h]	Fastest Section								Distance Travelled [m]							
1	10	<b>BOVIDAE</b> Karl Zechner	8	66.5	0:11.33	1:42.22 [1]	1:25.66 [7]	1:14.33 [9]	1:02.81 [9]	0:50.73 [9]	0:38.31 [9]	0:25.75 [8]	0:38.31							
				Overall	1400m	(0:16.56)	(0:11.33)	(0:11.52)	(0:12.08)	(0:12.42)	(0:12.56)	(0:12.75)								
2	9	<b>SAVVY BEE</b> Les Tilley	9	66.9	0:11.16	1:42.37 [2]	1:25.73 [9]	1:14.57 [8]	1:03.04 [8]	0:50.89 [8]	0:38.46 [8]	0:26.07 [6]	0:38.46	-7						
				Overall	1400m	(0:16.64)	(0:11.16)	(0:11.53)	(0:12.15)	(0:12.43)	(0:12.39)	(0:12.95)								
3	8	<b>JORUM</b> Montanna Savva	2	68.0	0:10.94	1:42.64 [3]	1:26.47 [2]	1:15.53 [4]	1:04.00 [4]	0:51.98 [3]	0:39.42 [4]	0:26.78 [3]	0:39.42	-9						
				1400m	1400m	(0:16.17)	(0:10.94)	(0:11.53)	(0:12.02)	(0:12.56)	(0:12.64)	(0:13.28)								
4	2	<b>VENTUROUS</b> Justin Stanley	1	68.1	0:10.95	1:42.79 [4]	1:26.86 [1]	1:15.91 [1]	1:04.59 [1]	0:52.44 [1]	0:39.91 [1]	0:27.13 [1]	0:39.91	-8						
				Overall	1400m	(0:15.93)	(0:10.95)	(0:11.32)	(0:12.15)	(0:12.53)	(0:12.78)	(0:13.31)								
5	1	<b>MARTEDI</b> Nozi Tomizawa	4	66.6	0:11.09	1:43.12 [5]	1:26.71 [6]	1:15.62 [6]	1:04.03 [6]	0:51.86 [7]	0:39.48 [7]	0:26.81 [7]	0:39.48	-6						
				Overall	1400m	(0:16.41)	(0:11.09)	(0:11.59)	(0:12.17)	(0:12.38)	(0:12.67)	(0:13.09)								
6	3	<b>CHASING JACKLEY</b> Michael Murphy	7	69.1	0:10.81	1:43.54 [6]	1:27.29 [4]	1:16.48 [3]	1:05.15 [2]	0:53.06 [2]	0:40.54 [2]	0:27.74 [2]	0:40.54	+0						
				Overall	1400m	(0:16.25)	(0:10.81)	(0:11.33)	(0:12.09)	(0:12.52)	(0:12.80)	(0:13.37)								
7	6	<b>DULVERTON CHARM</b> Madeleine Wishart	3	68.3	0:10.75	1:44.29 [7]	1:28.01 [5]	1:17.26 [2]	1:05.70 [3]	0:53.58 [4]	0:41.11 [3]	0:28.19 [4]	0:41.11	-6						
				Overall	1400m	(0:16.28)	(0:10.75)	(0:11.56)	(0:12.12)	(0:12.47)	(0:12.92)	(0:13.69)								
8	11	<b>OLD SALT</b> Chris Whiteley	6	67.5	0:11.07	1:44.30 [8]	1:28.07 [3]	1:17.00 [5]	1:05.42 [5]	0:53.29 [5]	0:40.89 [5]	0:28.02 [5]	0:40.89	-5						
				Overall	1400m	(0:16.23)	(0:11.07)	(0:11.58)	(0:12.13)	(0:12.40)	(0:12.87)	(0:13.55)								
9	5	<b>TAVIESLASS</b> Chelsea Baker	5	68.0	0:11.06	1:45.58 [9]	1:28.99 [8]	1:17.93 [7]	1:06.48 [7]	0:54.36 [6]	0:41.98 [6]	0:29.11 [9]	0:41.98	-4						
				Overall	1400m	(0:16.59)	(0:11.06)	(0:11.45)	(0:12.12)	(0:12.38)	(0:12.87)	(0:13.78)								

Scratched: Archer's Game (#4), Super Fair (#13), Decarbonise (#12), Showdra (#7)

[ ] Ranking at each section and finish  
 -:-:- No data available at this section  
 NA No data available

SCN Saddle cloth number  
 DNF Did not finish  
 DNT Did not track



# Toowoomba QLD Professional

## Race 6: Trackside Photography BENCHMARK 60 Handicap - 1650m

30 November 2024 - 20:24



Track Rating: Soft 6, Weather: Showers, Rail Position: +4m Entire

Section				200m				Last 600m	
Field Times				0:13.25 (0:13.25)				0:39.34	
Rank	TAB	Horse/Jockey	Barrier	Top Speed [km/h]	Fastest Section	Margin			Distance Travelled [m]
1	10	<b>BOVIDAE</b> Karl Zechner	8	66.5 Overall	0:11.33 1400m	0:13.00 [4] (0:13.00)	1:42.22		0:38.31
2	9	<b>SAVVY BEE</b> Les Tilley	9	66.9 Overall	0:11.16 1400m	0:13.12 [5] (0:13.12)	0.8L		0:38.46 -7
3	8	<b>JORUM</b> Montanna Savva	2	68.0 1400m	0:10.94 1400m	0:13.50 [2] (0:13.50)	2.3L		0:39.42 -9
4	2	<b>VENTUROUS</b> Justin Stanley	1	68.1 Overall	0:10.95 1400m	0:13.82 [1] (0:13.82)	3.1L		0:39.91 -8
5	1	<b>MARTEDI</b> Nozi Tomizawa	4	66.6 Overall	0:11.09 1400m	0:13.72 [6] (0:13.72)	4.9L		0:39.48 -6
6	3	<b>CHASING JACKLEY</b> Michael Murphy	7	69.1 Overall	0:10.81 1400m	0:14.37 [3] (0:14.37)	7.2L		0:40.54 +0
7	6	<b>DULVERTON CHARM</b> Madeleine Wishart	3	68.3 Overall	0:10.75 1400m	0:14.50 [7] (0:14.50)	11.5L		0:41.11 -6
8	11	<b>OLD SALT</b> Chris Whiteley	6	67.5 Overall	0:11.07 1400m	0:14.47 [8] (0:14.47)	11.6L		0:40.89 -5
9	5	<b>TAVIESLASS</b> Chelsea Baker	5	68.0 Overall	0:11.06 1400m	0:15.33 [9] (0:15.33)	19.1L		0:41.98 -4

Scratched: Archer's Game (#4), Super Fair (#13), Decarbonise (#12), Showdra (#7)

[ ] Ranking at each section and finish  
 -:-:- No data available at this section  
 NA No data available

SCN Saddle cloth number  
 DNF Did not finish  
 DNT Did not track



Horse/Jockey Name	Bovidae
Final Rank	1
Fastest Section Time (Section)	0:11.33 (1400m)
Top Speed [km/h] (Section)	66.5 (Overall)
Race State	Finished



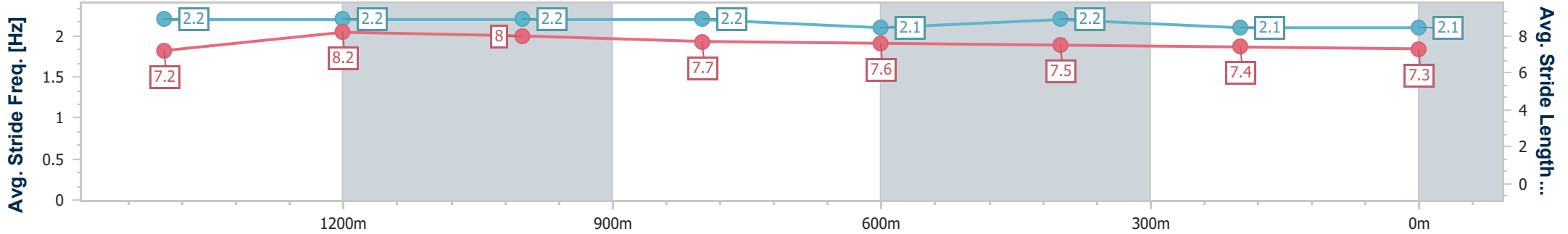
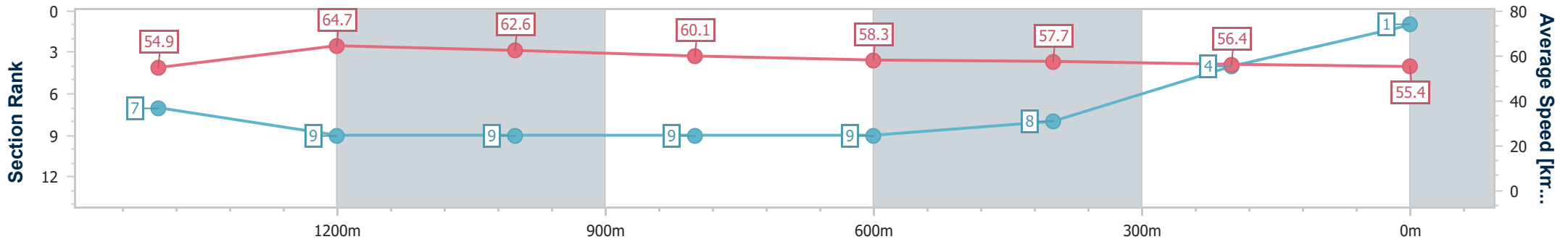
Toowoomba QLD Professional  
Race 6: Trackside Photography BENCHMARK 60 Handicap - 1650m



30 November 2024 - 20:24

Track Rating: Soft 6, Weather: Showers, Rail Position: +4m Entire

Section	Overall	1400m	1200m	1000m	800m	600m	400m	200m
Section Times	1:42.22 [1] (0:16.56)	1:25.66 [7] (0:11.33)	1:14.33 [9] (0:11.52)	1:02.81 [9] (0:12.08)	0:50.73 [9] (0:12.42)	0:38.31 [9] (0:12.56)	0:25.75 [8] (0:12.75)	0:13.00 [4] (0:13.00)
Average Speed [km/h]	54.9	64.7	62.6	60.1	58.3	57.7	56.4	55.4
Top Speed [km/h]	66.5	65.4	64.8	61.0	59.9	59.2	57.3	55.7
Avg. Dist. to Rail [m]	6.3	3.0	2.6	2.2	2.4	1.4	1.0	2.0
Avg. Stride Freq. [Hz]	2.2	2.2	2.2	2.2	2.1	2.2	2.1	2.1
Avg. Stride Length [m]	7.2	8.2	8.0	7.7	7.6	7.5	7.4	7.3



- [ ] Ranking at each section and finish
- .-.- No data available at this section
- NA No data available



Horse/Jockey Name	Savvy Bee
Final Rank	2
Fastest Section Time (Section)	0:11.16 (1400m)
Top Speed [km/h] (Section)	66.9 (Overall)
Race State	Finished



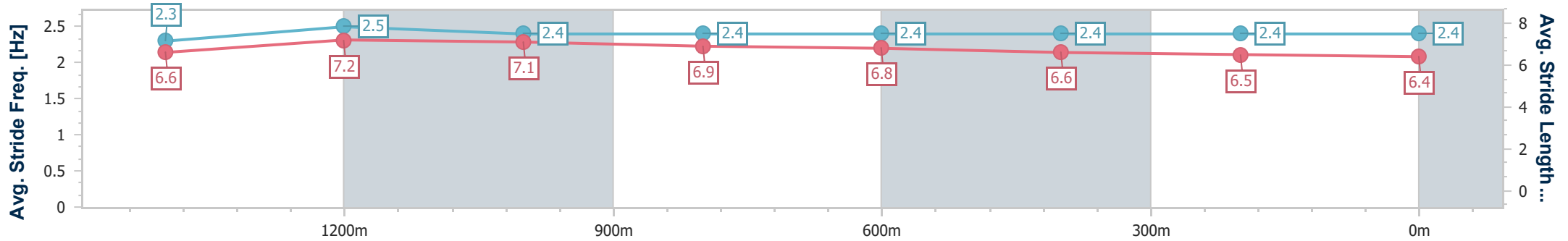
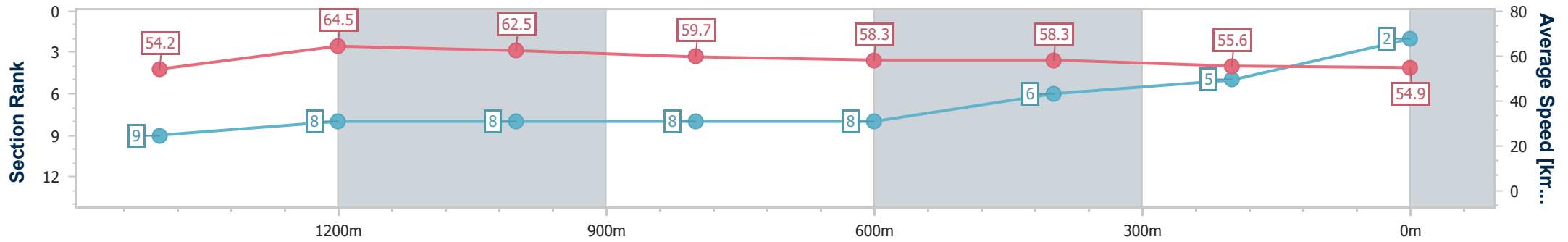
Toowoomba QLD Professional  
Race 6: Trackside Photography BENCHMARK 60 Handicap - 1650m



30 November 2024 - 20:24

Track Rating: Soft 6, Weather: Showers, Rail Position: +4m Entire

Section	Overall	1400m	1200m	1000m	800m	600m	400m	200m
Section Times	1:42.37 [2] (0:16.64)	1:25.73 [9] (0:11.16)	1:14.57 [8] (0:11.53)	1:03.04 [8] (0:12.15)	0:50.89 [8] (0:12.43)	0:38.46 [8] (0:12.39)	0:26.07 [6] (0:12.95)	0:13.12 [5] (0:13.12)
Average Speed [km/h]	54.2	64.5	62.5	59.7	58.3	58.3	55.6	54.9
Top Speed [km/h]	66.9	66.5	64.5	60.8	59.3	59.4	57.5	56.4
Avg. Dist. to Rail [m]	3.6	0.8	1.3	1.0	1.6	0.8	0.2	0.5
Avg. Stride Freq. [Hz]	2.3	2.5	2.4	2.4	2.4	2.4	2.4	2.4
Avg. Stride Length [m]	6.6	7.2	7.1	6.9	6.8	6.6	6.5	6.4



- [ ] Ranking at each section and finish
- .-.- No data available at this section
- NA No data available



Horse/Jockey Name	Jorum
Final Rank	3
Fastest Section Time (Section)	0:10.94 (1400m)
Top Speed [km/h] (Section)	68.0 (1400m)
Race State	Finished



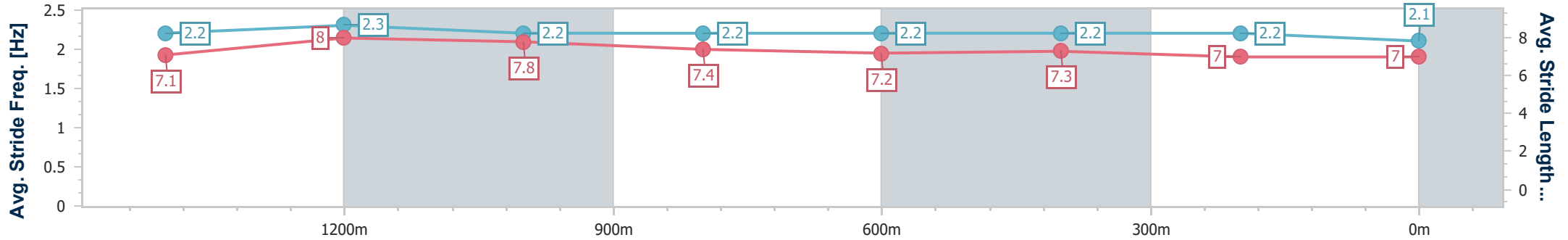
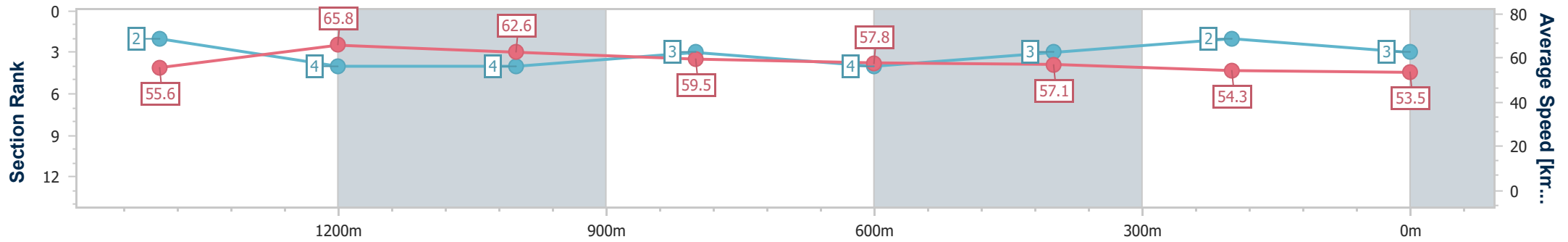
Toowoomba QLD Professional  
Race 6: Trackside Photography BENCHMARK 60 Handicap - 1650m



30 November 2024 - 20:24

Track Rating: Soft 6, Weather: Showers, Rail Position: +4m Entire

Section	Overall	1400m	1200m	1000m	800m	600m	400m	200m					
Section Times	1:42.64 [3] (0:16.17)	1:26.47 [2] (0:10.94)	1:15.53 [4] (0:11.53)	1:04.00 [4] (0:12.02)	0:51.98 [3] (0:12.56)	0:39.42 [4] (0:12.64)	0:26.78 [3] (0:13.28)	0:13.50 [2] (0:13.50)					
Average Speed [km/h]	55.6	65.8	62.6	59.5	57.8	57.1	54.3	53.5					
Top Speed [km/h]	68.0	68.0	64.7	60.7	58.7	58.6	55.6	53.9					
Avg. Dist. to Rail [m]	1.8	0.5	0.9	1.5	1.5	0.5	1.8	1.6					
Avg. Stride Freq. [Hz]	2.2	2.3	2.2	2.2	2.2	2.2	2.2	2.1					
Avg. Stride Length [m]	7.1	8.0	7.8	7.4	7.2	7.3	7.0	7.0					



- [ ] Ranking at each section and finish
- .-.- No data available at this section
- NA No data available



Horse/Jockey Name	Venturous
Final Rank	4
Fastest Section Time (Section)	0:10.95 (1400m)
Top Speed [km/h] (Section)	68.1 (Overall)
Race State	Finished



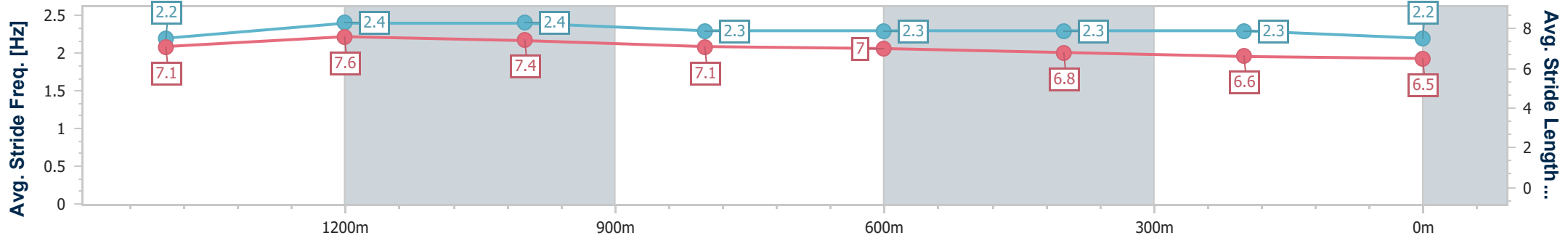
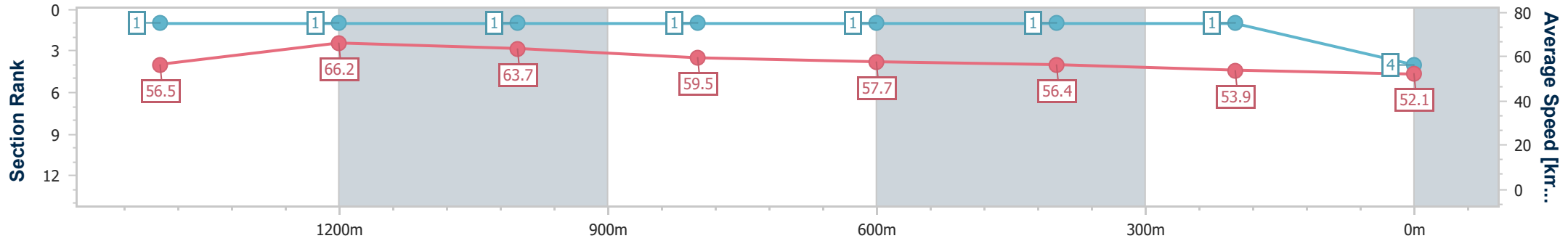
Toowoomba QLD Professional  
Race 6: Trackside Photography BENCHMARK 60 Handicap - 1650m



30 November 2024 - 20:24

Track Rating: Soft 6, Weather: Showers, Rail Position: +4m Entire

Section	Overall	1400m	1200m	1000m	800m	600m	400m	200m					
Section Times	1:42.79 [4] (0:15.93)	1:26.86 [1] (0:10.95)	1:15.91 [1] (0:11.32)	1:04.59 [1] (0:12.15)	0:52.44 [1] (0:12.53)	0:39.91 [1] (0:12.78)	0:27.13 [1] (0:13.31)	0:13.82 [1] (0:13.82)					
Average Speed [km/h]	56.5	66.2	63.7	59.5	57.7	56.4	53.9	52.1					
Top Speed [km/h]	68.1	67.5	65.0	61.4	58.4	57.5	54.7	52.9					
Avg. Dist. to Rail [m]	1.4	1.4	1.7	1.6	1.0	0.4	1.2	0.8					
Avg. Stride Freq. [Hz]	2.2	2.4	2.4	2.3	2.3	2.3	2.3	2.2					
Avg. Stride Length [m]	7.1	7.6	7.4	7.1	7.0	6.8	6.6	6.5					



- [ ] Ranking at each section and finish
- .-.- No data available at this section
- NA No data available



Horse/Jockey Name	Martedi
Final Rank	5
Fastest Section Time (Section)	0:11.09 (1400m)
Top Speed [km/h] (Section)	66.6 (Overall)
Race State	Finished



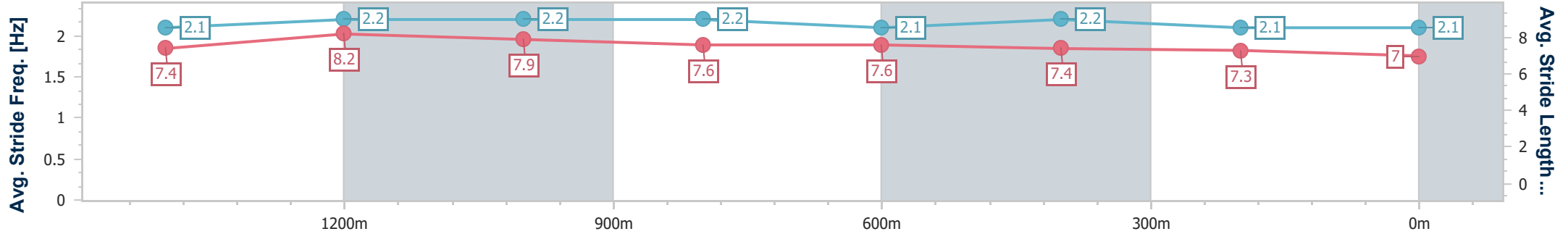
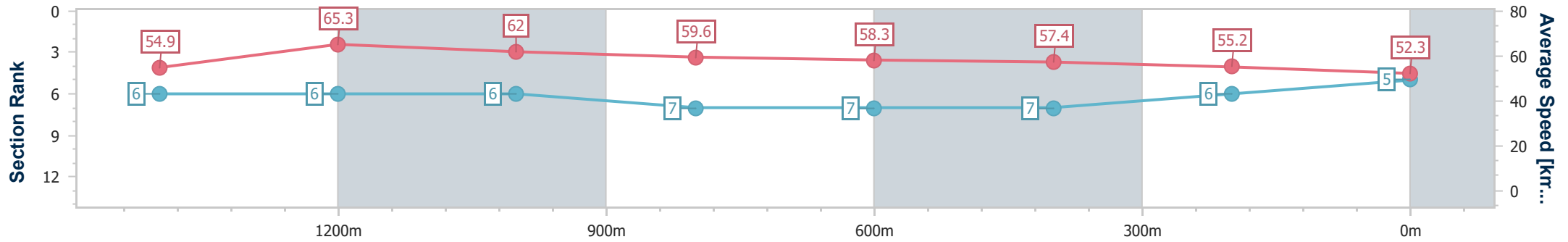
Toowoomba QLD Professional  
Race 6: Trackside Photography BENCHMARK 60 Handicap - 1650m



30 November 2024 - 20:24

Track Rating: Soft 6, Weather: Showers, Rail Position: +4m Entire

Section	Overall	1400m	1200m	1000m	800m	600m	400m	200m
Section Times	1:43.12 [5] (0:16.41)	1:26.71 [6] (0:11.09)	1:15.62 [6] (0:11.59)	1:04.03 [6] (0:12.17)	0:51.86 [7] (0:12.38)	0:39.48 [7] (0:12.67)	0:26.81 [7] (0:13.09)	0:13.72 [6] (0:13.72)
Average Speed [km/h]	54.9	65.3	62.0	59.6	58.3	57.4	55.2	52.3
Top Speed [km/h]	66.6	66.2	64.5	60.0	59.2	58.7	56.1	53.8
Avg. Dist. to Rail [m]	2.1	0.9	1.9	1.1	1.9	1.5	1.4	1.3
Avg. Stride Freq. [Hz]	2.1	2.2	2.2	2.2	2.1	2.2	2.1	2.1
Avg. Stride Length [m]	7.4	8.2	7.9	7.6	7.6	7.4	7.3	7.0



- [ ] Ranking at each section and finish
- .-.-.- No data available at this section
- NA No data available





Horse/Jockey Name	Chasing Jackley
Final Rank	6
Fastest Section Time (Section)	0:10.81 (1400m)
Top Speed [km/h] (Section)	69.1 (Overall)
Race State	Finished



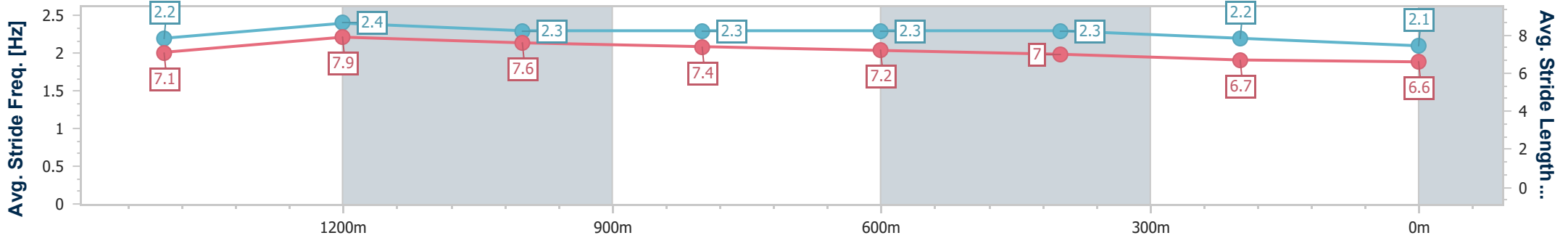
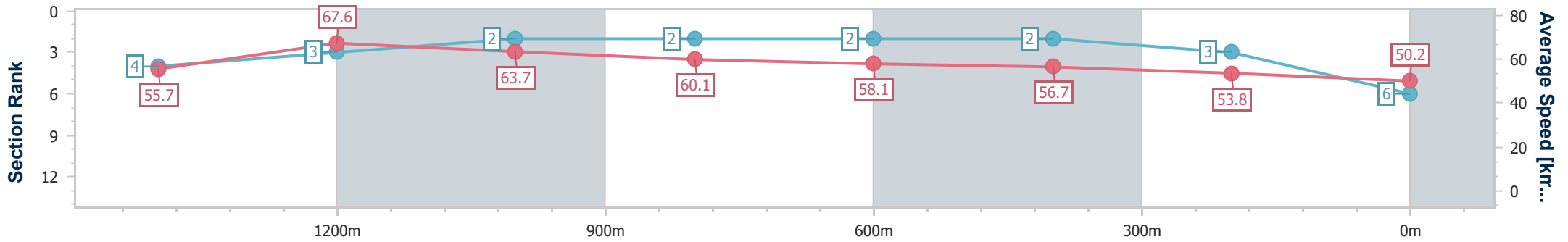
Toowoomba QLD Professional  
Race 6: Trackside Photography BENCHMARK 60 Handicap - 1650m



30 November 2024 - 20:24

Track Rating: Soft 6, Weather: Showers, Rail Position: +4m Entire

Section	Overall	1400m	1200m	1000m	800m	600m	400m	200m					
Section Times	1:43.54 [6] (0:16.25)	1:27.29 [4] (0:10.81)	1:16.48 [3] (0:11.33)	1:05.15 [2] (0:12.09)	0:53.06 [2] (0:12.52)	0:40.54 [2] (0:12.80)	0:27.74 [2] (0:13.37)	0:14.37 [3] (0:14.37)					
Average Speed [km/h]	55.7	67.6	63.7	60.1	58.1	56.7	53.8	50.2					
Top Speed [km/h]	69.1	68.9	65.6	61.5	59.2	57.6	55.4	51.9					
Avg. Dist. to Rail [m]	5.3	2.2	1.8	1.8	3.1	1.6	0.5	1.3					
Avg. Stride Freq. [Hz]	2.2	2.4	2.3	2.3	2.3	2.3	2.2	2.1					
Avg. Stride Length [m]	7.1	7.9	7.6	7.4	7.2	7.0	6.7	6.6					



- [ ] Ranking at each section and finish
- .-.- No data available at this section
- NA No data available



Horse/Jockey Name	Dulverton Charm
Final Rank	7
Fastest Section Time (Section)	0:10.75 (1400m)
Top Speed [km/h] (Section)	68.3 (Overall)
Race State	Finished



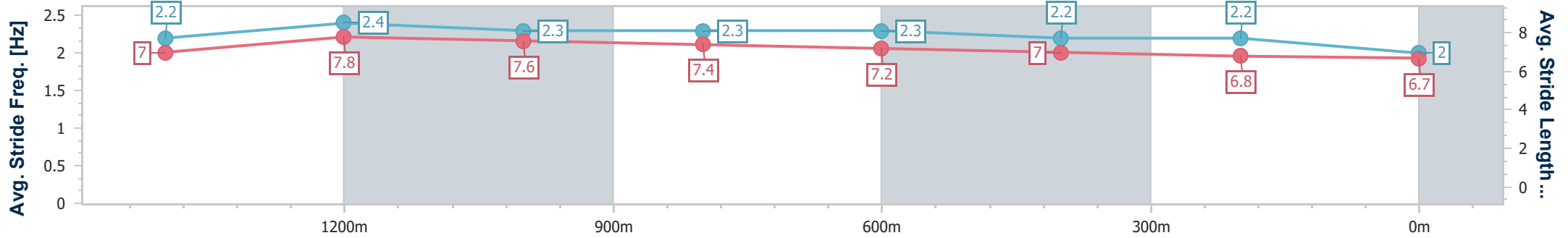
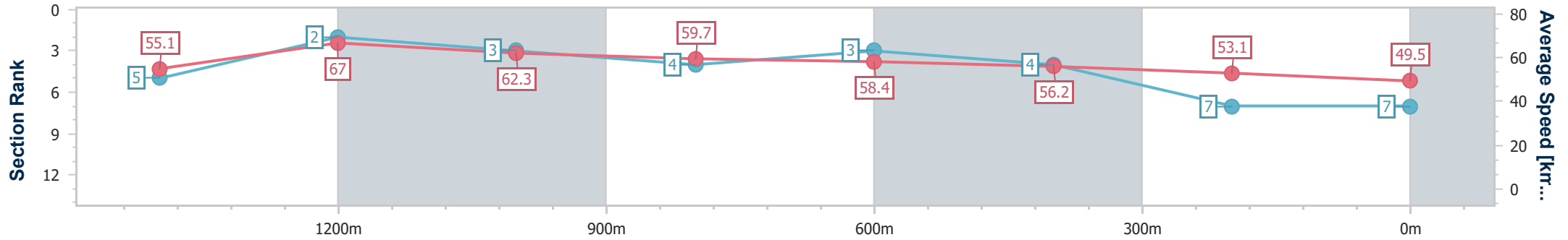
Toowoomba QLD Professional  
Race 6: Trackside Photography BENCHMARK 60 Handicap - 1650m



30 November 2024 - 20:24

Track Rating: Soft 6, Weather: Showers, Rail Position: +4m Entire

Section	Overall	1400m	1200m	1000m	800m	600m	400m	200m					
Section Times	1:44.29 [7] (0:16.28)	1:28.01 [5] (0:10.75)	1:17.26 [2] (0:11.56)	1:05.70 [3] (0:12.12)	0:53.58 [4] (0:12.47)	0:41.11 [3] (0:12.92)	0:28.19 [4] (0:13.69)	0:14.50 [7] (0:14.50)					
Average Speed [km/h]	55.1	67.0	62.3	59.7	58.4	56.2	53.1	49.5					
Top Speed [km/h]	68.3	68.0	64.8	61.4	59.5	58.6	54.5	51.7					
Avg. Dist. to Rail [m]	2.6	1.2	1.3	1.6	2.9	2.0	2.3	1.0					
Avg. Stride Freq. [Hz]	2.2	2.4	2.3	2.3	2.3	2.2	2.2	2.0					
Avg. Stride Length [m]	7.0	7.8	7.6	7.4	7.2	7.0	6.8	6.7					



- [ ] Ranking at each section and finish
- .-.- No data available at this section
- NA No data available



Horse/Jockey Name	Old Salt
Final Rank	8
Fastest Section Time (Section)	0:11.07 (1400m)
Top Speed [km/h] (Section)	67.5 (Overall)
Race State	Finished



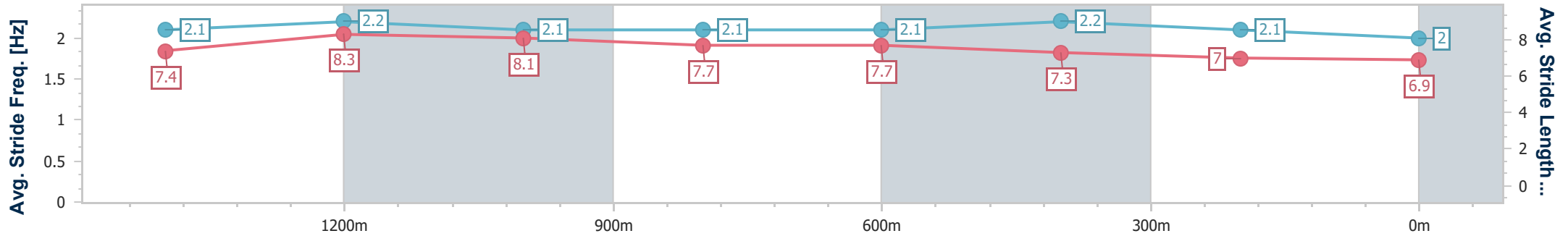
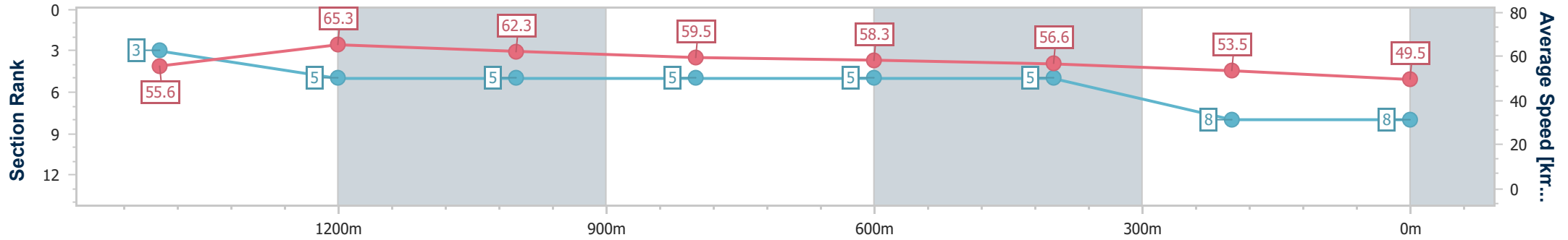
Toowoomba QLD Professional  
Race 6: Trackside Photography BENCHMARK 60 Handicap - 1650m



30 November 2024 - 20:24

Track Rating: Soft 6, Weather: Showers, Rail Position: +4m Entire

Section	Overall	1400m	1200m	1000m	800m	600m	400m	200m
Section Times	1:44.30 [8] (0:16.23)	1:28.07 [3] (0:11.07)	1:17.00 [5] (0:11.58)	1:05.42 [5] (0:12.13)	0:53.29 [5] (0:12.40)	0:40.89 [5] (0:12.87)	0:28.02 [5] (0:13.55)	0:14.47 [8] (0:14.47)
Average Speed [km/h]	55.6	65.3	62.3	59.5	58.3	56.6	53.5	49.5
Top Speed [km/h]	67.5	66.5	65.4	60.7	59.5	58.5	55.2	51.7
Avg. Dist. to Rail [m]	3.2	0.5	1.6	1.2	1.0	1.8	2.3	1.3
Avg. Stride Freq. [Hz]	2.1	2.2	2.1	2.1	2.1	2.2	2.1	2.0
Avg. Stride Length [m]	7.4	8.3	8.1	7.7	7.7	7.3	7.0	6.9



- [ ] Ranking at each section and finish
- .-.- No data available at this section
- NA No data available



Horse/Jockey Name	Tavieslass
Final Rank	9
Fastest Section Time (Section)	0:11.06 (1400m)
Top Speed [km/h] (Section)	68.0 (Overall)
Race State	Finished



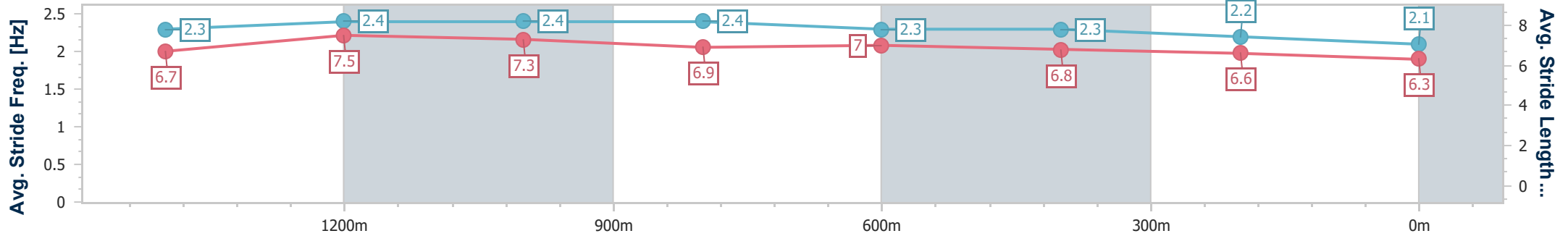
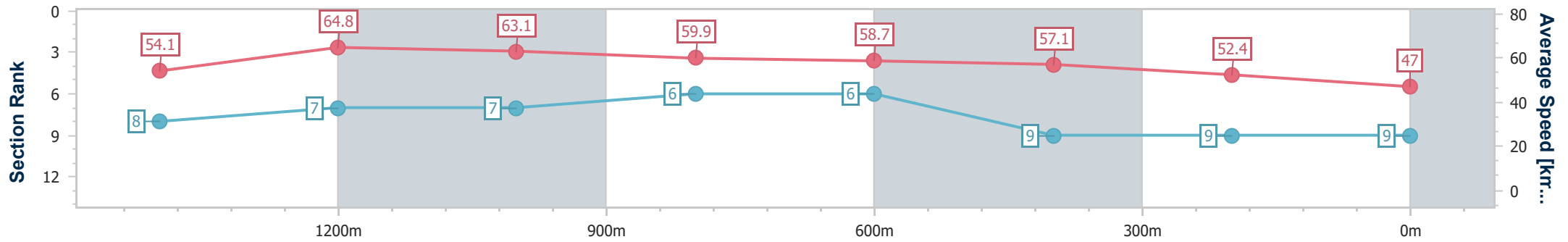
Toowoomba QLD Professional  
Race 6: Trackside Photography BENCHMARK 60 Handicap - 1650m



30 November 2024 - 20:24

Track Rating: Soft 6, Weather: Showers, Rail Position: +4m Entire

Section	Overall	1400m	1200m	1000m	800m	600m	400m	200m
Section Times	1:45.58 [9] (0:16.59)	1:28.99 [8] (0:11.06)	1:17.93 [7] (0:11.45)	1:06.48 [7] (0:12.12)	0:54.36 [6] (0:12.38)	0:41.98 [6] (0:12.87)	0:29.11 [9] (0:13.78)	0:15.33 [9] (0:15.33)
Average Speed [km/h]	54.1	64.8	63.1	59.9	58.7	57.1	52.4	47.0
Top Speed [km/h]	68.0	65.6	64.7	60.9	60.4	58.5	56.1	48.9
Avg. Dist. to Rail [m]	2.4	0.4	1.4	2.8	3.0	3.5	1.1	0.7
Avg. Stride Freq. [Hz]	2.3	2.4	2.4	2.4	2.3	2.3	2.2	2.1
Avg. Stride Length [m]	6.7	7.5	7.3	6.9	7.0	6.8	6.6	6.3



- [ ] Ranking at each section and finish
- .-.- No data available at this section
- NA No data available

Track Rating: Soft 6, Weather: Overcast, Rail Position: +4m Entire

Section		Overall	2000m	1800m	1600m	1400m	1200m	1000m	Last 600m				
Field Times		2:20.67 (0:12.43)	2:08.24 (0:12.11)	1:56.13 (0:12.65)	1:43.48 (0:12.64)	1:30.84 (0:12.86)	1:17.98 (0:12.71)	1:05.27 (0:13.10)	0:39.60				
Rank	TAB Horse/Jockey	Barrier	Top Speed [km/h]	Fastest Section									Distance Travelled [m]
1	6 THE MANIPULATOR Madeleine Wishart	4	60.9 Overall	0:12.11 2000m	2:20.67 [1] (0:12.43)	2:08.24 [1] (0:12.11)	1:56.13 [1] (0:12.65)	1:43.48 [1] (0:12.64)	1:30.84 [1] (0:12.86)	1:17.98 [1] (0:12.71)	1:05.27 [1] (0:13.10)	0:39.60	
2	5 STELLA SIMONE Nozi Tomizawa	2	59.1 2000m	0:12.30 2000m	2:21.09 [2] (0:13.04)	2:08.05 [5] (0:12.30)	1:55.75 [6] (0:12.52)	1:43.23 [5] (0:12.60)	1:30.63 [5] (0:12.91)	1:17.72 [5] (0:12.72)	1:05.00 [5] (0:13.11)	0:39.20	-4
3	4 CUT DIAMONDS Luke Tarrant	1	60.3 2000m	0:12.15 2000m	2:21.16 [3] (0:12.69)	2:08.47 [3] (0:12.15)	1:56.32 [3] (0:12.72)	1:43.60 [3] (0:12.59)	1:31.01 [3] (0:12.88)	1:18.13 [3] (0:12.87)	1:05.26 [3] (0:13.00)	0:39.48	-8
4	1 BLOOD RED Justin Stanley	6	60.4 800m	0:12.19 2000m	2:21.25 [4] (0:13.07)	2:08.18 [6] (0:12.19)	1:55.99 [5] (0:12.70)	1:43.29 [6] (0:12.63)	1:30.66 [6] (0:12.96)	1:17.70 [6] (0:12.64)	1:05.06 [6] (0:13.06)	0:39.51	+11
5	7 CATCH CRIES Chelsea Baker	3	60.0 Overall	0:12.09 2000m	2:22.24 [5] (0:12.82)	2:09.42 [4] (0:12.09)	1:57.33 [4] (0:12.67)	1:44.66 [4] (0:12.62)	1:32.04 [4] (0:12.93)	1:19.11 [4] (0:12.78)	1:06.33 [4] (0:13.10)	0:40.44	+4
6	2 WOODY'S MATE Karl Zechner	5	61.1 2000m	0:12.08 2000m	2:24.76 [6] (0:12.57)	2:12.19 [2] (0:12.08)	2:00.11 [2] (0:12.67)	1:47.44 [2] (0:12.71)	1:34.73 [2] (0:12.85)	1:21.88 [2] (0:12.82)	1:09.06 [2] (0:13.09)	0:43.18	-4

Scratched: Migratory (#3)



# Toowoomba QLD Professional

## Race 7: Shannon Sign Company Maiden Handicap - 2150m

30 November 2024 - 21:01



Track Rating: Soft 6, Weather: Overcast, Rail Position: +4m Entire

Section				800m	600m	400m	200m			Last 600m		
Field Times				0:52.17 (0:12.57)	0:39.60 (0:12.75)	0:26.85 (0:13.19)	0:13.66 (0:13.66)			0:39.60		
Rank	TAB	Horse/Jockey	Barrier	Top Speed [km/h]	Fastest Section	Margin				Distance Travelled [m]		
1	6	<b>THE MANIPULATOR</b> Madeleine Wishart	4	60.9 Overall	0:12.11 2000m	0:52.17 [1] (0:12.57)	0:39.60 [1] (0:12.75)	0:26.85 [1] (0:13.19)	0:13.66 [1] (0:13.66)	2:20.67	0:39.60	
2	5	<b>STELLA SIMONE</b> Nozi Tomizawa	2	59.1 2000m	0:12.30 2000m	0:51.89 [5] (0:12.69)	0:39.20 [6] (0:12.83)	0:26.37 [4] (0:12.99)	0:13.38 [3] (0:13.38)	2.5L	0:39.20	-4
3	4	<b>CUT DIAMONDS</b> Luke Tarrant	1	60.3 2000m	0:12.15 2000m	0:52.26 [3] (0:12.78)	0:39.48 [3] (0:12.77)	0:26.71 [2] (0:13.21)	0:13.50 [2] (0:13.50)	2.8L	0:39.48	-8
4	1	<b>BLOOD RED</b> Justin Stanley	6	60.4 800m	0:12.19 2000m	0:52.00 [6] (0:12.49)	0:39.51 [4] (0:12.85)	0:26.66 [3] (0:13.21)	0:13.45 [4] (0:13.45)	3.3L	0:39.51	+11
5	7	<b>CATCH CRIES</b> Chelsea Baker	3	60.0 Overall	0:12.09 2000m	0:53.23 [4] (0:12.79)	0:40.44 [5] (0:13.41)	0:27.03 [5] (0:13.47)	0:13.56 [5] (0:13.56)	9.1L	0:40.44	+4
6	2	<b>WOODY'S MATE</b> Karl Zechner	5	61.1 2000m	0:12.08 2000m	0:55.97 [2] (0:12.79)	0:43.18 [2] (0:13.66)	0:29.52 [6] (0:14.50)	0:15.02 [6] (0:15.02)	23.9L	0:43.18	-4

Scratched: Migratory (#3)



Horse/Jockey Name	The Manipulator
Final Rank	1
Fastest Section Time (Section)	0:12.11 (2000m)
Top Speed [km/h] (Section)	60.9 (Overall)
Race State	Finished



Toowoomba QLD Professional

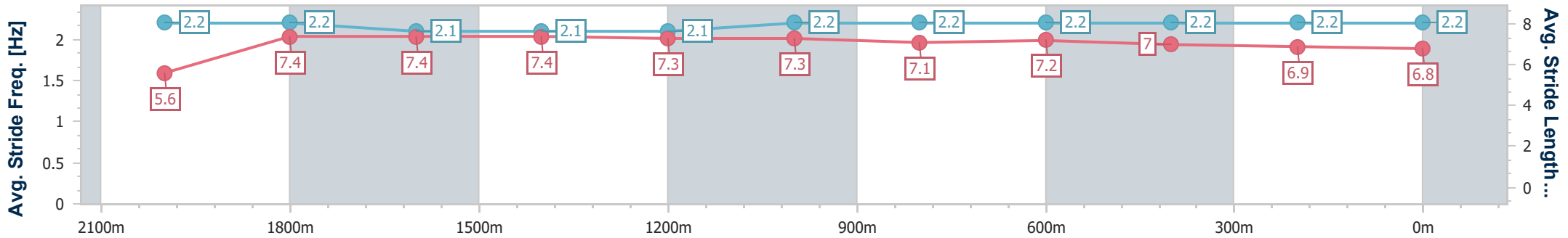
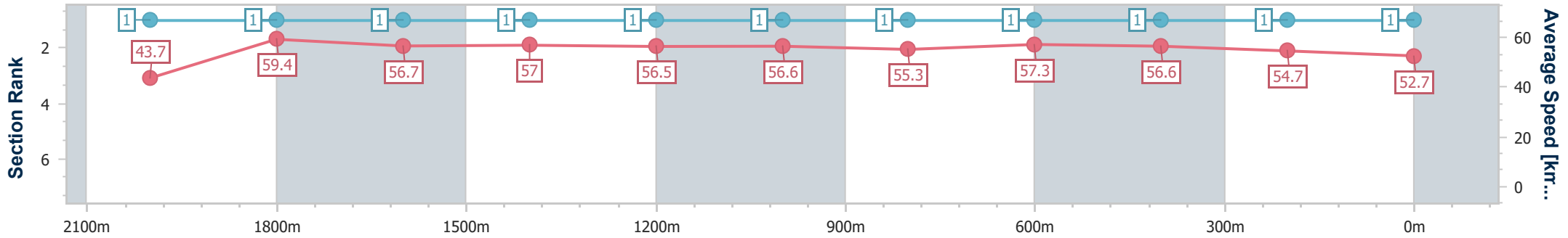
Race 7: Shannon Sign Company Maiden Handicap - 2150m

30 November 2024 - 21:01



Track Rating: Soft 6, Weather: Overcast, Rail Position: +4m Entire

Section	Overall	2000m	1800m	1600m	1400m	1200m	1000m	800m	600m	400m	200m
Section Times	2:20.67 [1] (0:12.43)	2:08.24 [1] (0:12.11)	1:56.13 [1] (0:12.65)	1:43.48 [1] (0:12.64)	1:30.84 [1] (0:12.86)	1:17.98 [1] (0:12.71)	1:05.27 [1] (0:13.10)	0:52.17 [1] (0:12.57)	0:39.60 [1] (0:12.75)	0:26.85 [1] (0:13.19)	0:13.66 [1] (0:13.66)
Average Speed [km/h]	43.7	59.4	56.7	57.0	56.5	56.6	55.3	57.3	56.6	54.7	52.7
Top Speed [km/h]	60.9	60.3	58.2	59.4	57.7	57.5	56.7	57.9	58.2	55.3	54.5
Avg. Dist. to Rail [m]	2.3	1.5	0.6	0.5	1.6	1.8	1.6	0.7	0.5	1.0	0.7
Avg. Stride Freq. [Hz]	2.2	2.2	2.1	2.1	2.1	2.2	2.2	2.2	2.2	2.2	2.2
Avg. Stride Length [m]	5.6	7.4	7.4	7.4	7.3	7.3	7.1	7.2	7.0	6.9	6.8



- [ ] Ranking at each section and finish
- .-.- No data available at this section
- NA No data available



Horse/Jockey Name	Stella Simone
Final Rank	2
Fastest Section Time (Section)	0:12.30 (2000m)
Top Speed [km/h] (Section)	59.1 (2000m)
Race State	Finished



Toowoomba QLD Professional

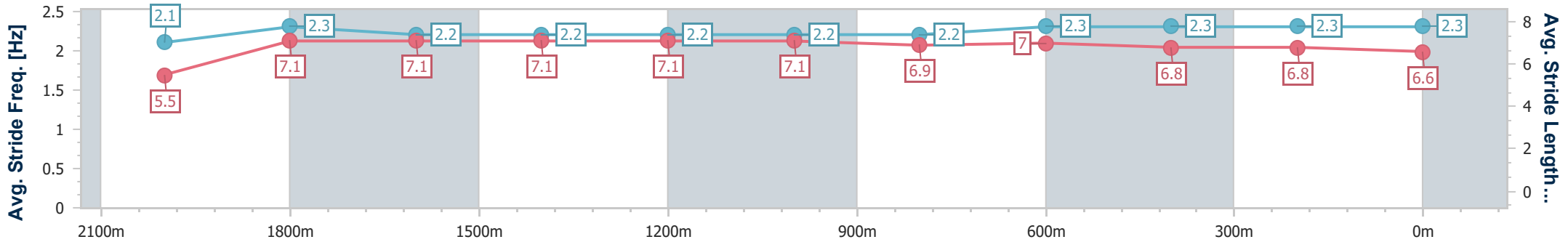
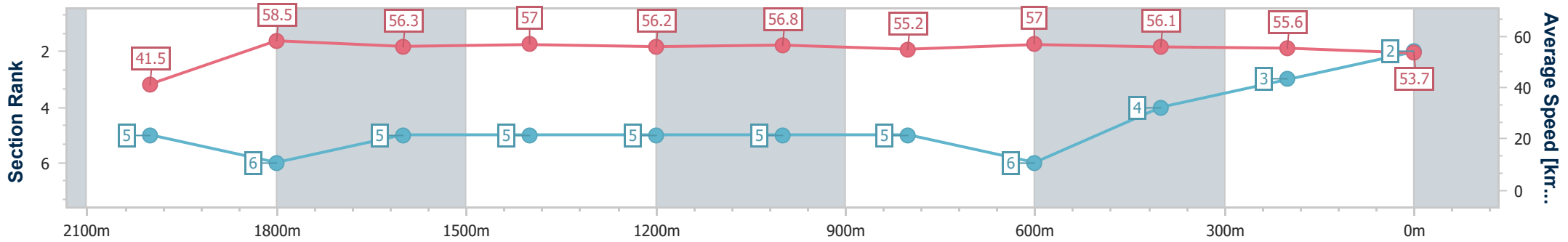
Race 7: Shannon Sign Company Maiden Handicap - 2150m

30 November 2024 - 21:01



Track Rating: Soft 6, Weather: Overcast, Rail Position: +4m Entire

Section	Overall	2000m	1800m	1600m	1400m	1200m	1000m	800m	600m	400m	200m
Section Times	2:21.09 [2] (0:13.04)	2:08.05 [5] (0:12.30)	1:55.75 [6] (0:12.52)	1:43.23 [5] (0:12.60)	1:30.63 [5] (0:12.91)	1:17.72 [5] (0:12.72)	1:05.00 [5] (0:13.11)	0:51.89 [5] (0:12.69)	0:39.20 [6] (0:12.83)	0:26.37 [4] (0:12.99)	0:13.38 [3] (0:13.38)
Average Speed [km/h]	41.5	58.5	56.3	57.0	56.2	56.8	55.2	57.0	56.1	55.6	53.7
Top Speed [km/h]	58.2	59.1	58.3	58.0	57.7	57.6	56.5	58.1	57.9	56.5	55.0
Avg. Dist. to Rail [m]	4.6	3.4	3.7	0.7	1.5	2.0	1.8	1.3	0.5	0.4	1.1
Avg. Stride Freq. [Hz]	2.1	2.3	2.2	2.2	2.2	2.2	2.2	2.3	2.3	2.3	2.3
Avg. Stride Length [m]	5.5	7.1	7.1	7.1	7.1	7.1	6.9	7.0	6.8	6.8	6.6



- [ ] Ranking at each section and finish
- .-.- No data available at this section
- NA No data available





Horse/Jockey Name	Cut Diamonds
Final Rank	3
Fastest Section Time (Section)	0:12.15 (2000m)
Top Speed [km/h] (Section)	60.3 (2000m)
Race State	Finished



Toowoomba QLD Professional

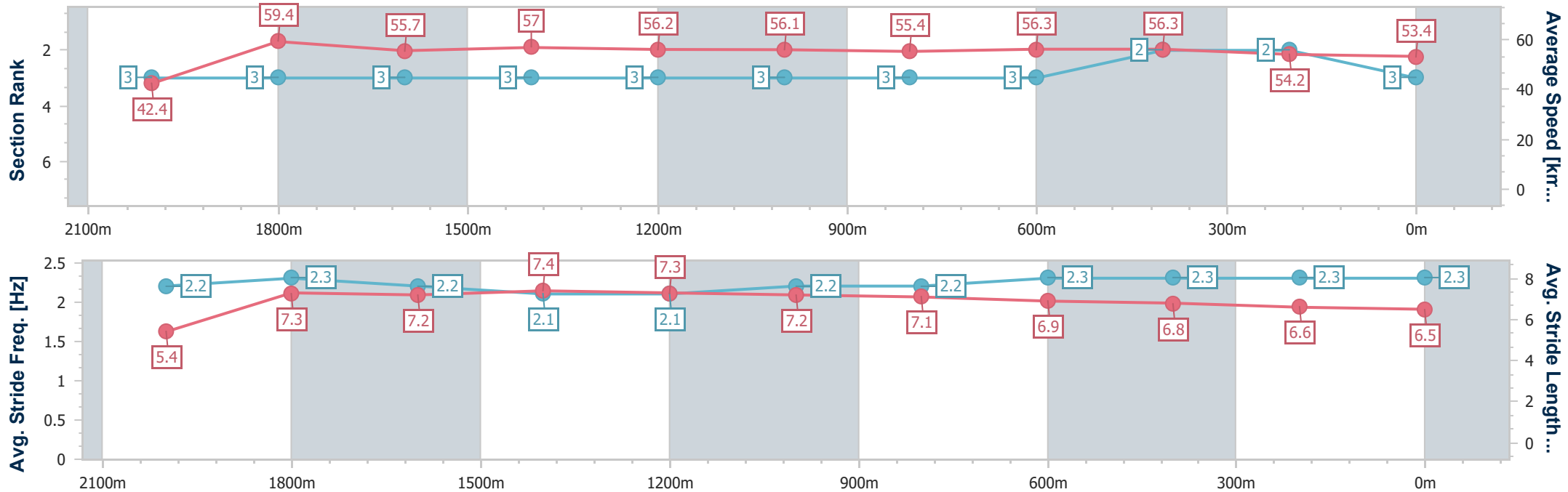
Race 7: Shannon Sign Company Maiden Handicap - 2150m

30 November 2024 - 21:01



Track Rating: Soft 6, Weather: Overcast, Rail Position: +4m Entire

Section	Overall	2000m	1800m	1600m	1400m	1200m	1000m	800m	600m	400m	200m
Section Times	2:21.16 [3] (0:12.69)	2:08.47 [3] (0:12.15)	1:56.32 [3] (0:12.72)	1:43.60 [3] (0:12.59)	1:31.01 [3] (0:12.88)	1:18.13 [3] (0:12.87)	1:05.26 [3] (0:13.00)	0:52.26 [3] (0:12.78)	0:39.48 [3] (0:12.77)	0:26.71 [2] (0:13.21)	0:13.50 [2] (0:13.50)
Average Speed [km/h]	42.4	59.4	55.7	57.0	56.2	56.1	55.4	56.3	56.3	54.2	53.4
Top Speed [km/h]	58.9	60.3	58.5	59.3	57.2	58.3	56.5	56.9	58.1	54.9	54.3
Avg. Dist. to Rail [m]	2.0	1.8	2.6	0.9	1.0	1.7	0.6	0.3	0.7	1.2	0.9
Avg. Stride Freq. [Hz]	2.2	2.3	2.2	2.1	2.1	2.2	2.2	2.3	2.3	2.3	2.3
Avg. Stride Length [m]	5.4	7.3	7.2	7.4	7.3	7.2	7.1	6.9	6.8	6.6	6.5



- [ ] Ranking at each section and finish
- .-.- No data available at this section
- NA No data available



Horse/Jockey Name	Blood Red
Final Rank	4
Fastest Section Time (Section)	0:12.19 (2000m)
Top Speed [km/h] (Section)	60.4 (800m)
Race State	Finished



### Toowoomba QLD Professional

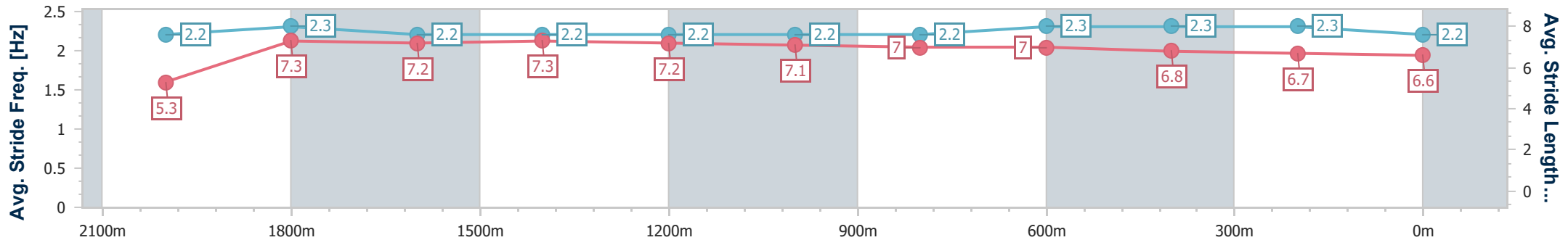
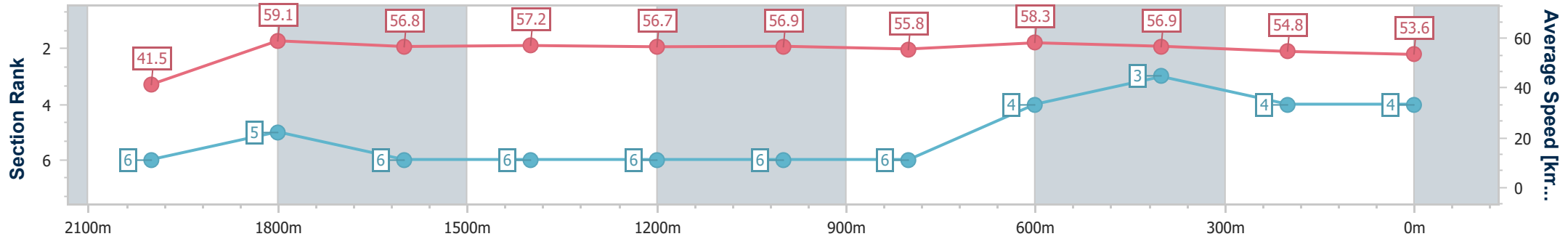
Race 7: Shannon Sign Company Maiden Handicap - 2150m

30 November 2024 - 21:01



Track Rating: Soft 6, Weather: Overcast, Rail Position: +4m Entire

Section	Overall	2000m	1800m	1600m	1400m	1200m	1000m	800m	600m	400m	200m
Section Times	2:21.25 [4] (0:13.07)	2:08.18 [6] (0:12.19)	1:55.99 [5] (0:12.70)	1:43.29 [6] (0:12.63)	1:30.66 [6] (0:12.96)	1:17.70 [6] (0:12.64)	1:05.06 [6] (0:13.06)	0:52.00 [6] (0:12.49)	0:39.51 [4] (0:12.85)	0:26.66 [3] (0:13.21)	0:13.45 [4] (0:13.45)
Average Speed [km/h]	41.5	59.1	56.8	57.2	56.7	56.9	55.8	58.3	56.9	54.8	53.6
Top Speed [km/h]	58.6	59.9	58.5	58.0	57.6	58.0	56.8	60.4	59.9	55.6	54.6
Avg. Dist. to Rail [m]	5.3	0.3	0.5	2.1	3.0	2.9	2.7	3.4	3.0	2.0	1.5
Avg. Stride Freq. [Hz]	2.2	2.3	2.2	2.2	2.2	2.2	2.2	2.3	2.3	2.3	2.2
Avg. Stride Length [m]	5.3	7.3	7.2	7.3	7.2	7.1	7.0	7.0	6.8	6.7	6.6



- [ ] Ranking at each section and finish
- .-.- No data available at this section
- NA No data available



Horse/Jockey Name	Catch Cries
Final Rank	5
Fastest Section Time (Section)	0:12.09 (2000m)
Top Speed [km/h] (Section)	60.0 (Overall)
Race State	Finished



### Toowoomba QLD Professional

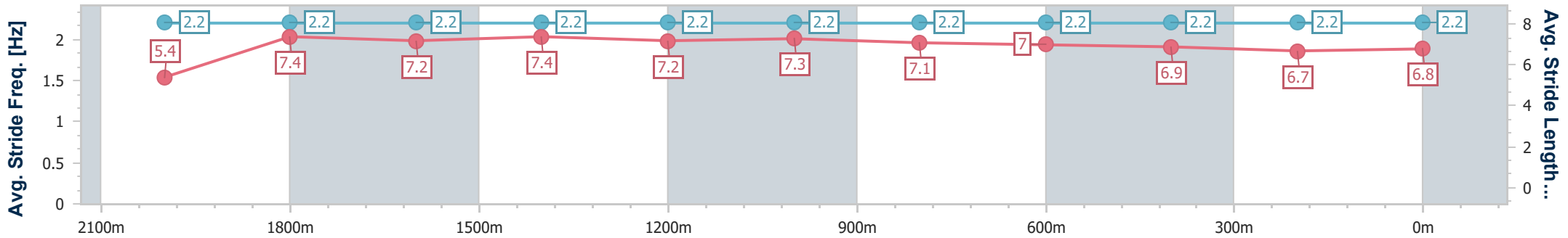
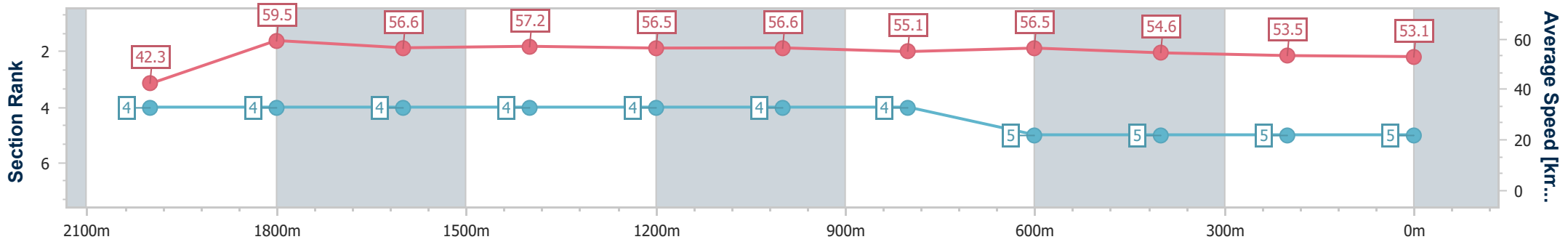
Race 7: Shannon Sign Company Maiden Handicap - 2150m

30 November 2024 - 21:01



Track Rating: Soft 6, Weather: Overcast, Rail Position: +4m Entire

Section	Overall	2000m	1800m	1600m	1400m	1200m	1000m	800m	600m	400m	200m
Section Times	2:22.24 [5] (0:12.82)	2:09.42 [4] (0:12.09)	1:57.33 [4] (0:12.67)	1:44.66 [4] (0:12.62)	1:32.04 [4] (0:12.93)	1:19.11 [4] (0:12.78)	1:06.33 [4] (0:13.10)	0:53.23 [4] (0:12.79)	0:40.44 [5] (0:13.41)	0:27.03 [5] (0:13.47)	0:13.56 [5] (0:13.56)
Average Speed [km/h]	42.3	59.5	56.6	57.2	56.5	56.6	55.1	56.5	54.6	53.5	53.1
Top Speed [km/h]	60.0	59.9	59.2	58.3	58.1	57.8	56.3	58.1	58.2	54.4	54.4
Avg. Dist. to Rail [m]	2.2	1.1	0.5	1.1	2.5	2.9	1.5	1.4	2.8	0.8	0.9
Avg. Stride Freq. [Hz]	2.2	2.2	2.2	2.2	2.2	2.2	2.2	2.2	2.2	2.2	2.2
Avg. Stride Length [m]	5.4	7.4	7.2	7.4	7.2	7.3	7.1	7.0	6.9	6.7	6.8



- [ ] Ranking at each section and finish
- .-.- No data available at this section
- NA No data available



Horse/Jockey Name	Woody's Mate
Final Rank	6
Fastest Section Time (Section)	0:12.08 (2000m)
Top Speed [km/h] (Section)	61.1 (2000m)
Race State	Finished



Toowoomba QLD Professional

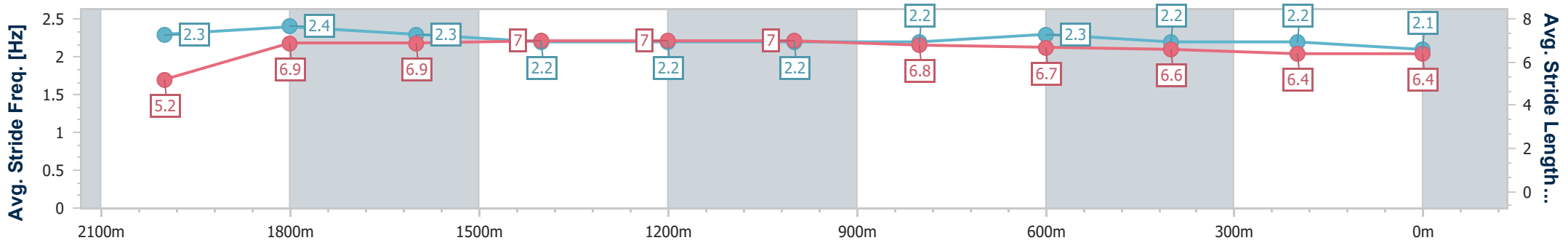
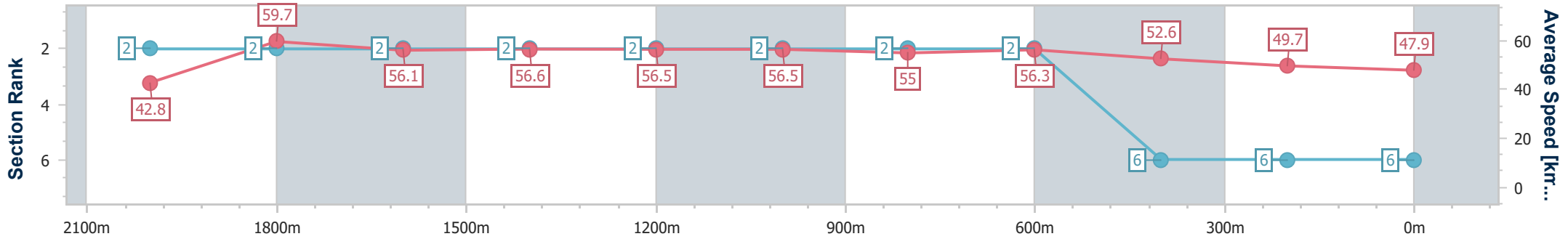
Race 7: Shannon Sign Company Maiden Handicap - 2150m

30 November 2024 - 21:01



Track Rating: Soft 6, Weather: Overcast, Rail Position: +4m Entire

Section	Overall	2000m	1800m	1600m	1400m	1200m	1000m	800m	600m	400m	200m
Section Times	2:24.76 [6] (0:12.57)	2:12.19 [2] (0:12.08)	2:00.11 [2] (0:12.67)	1:47.44 [2] (0:12.71)	1:34.73 [2] (0:12.85)	1:21.88 [2] (0:12.82)	1:09.06 [2] (0:13.09)	0:55.97 [2] (0:12.79)	0:43.18 [2] (0:13.66)	0:29.52 [6] (0:14.50)	0:15.02 [6] (0:15.02)
Average Speed [km/h]	42.8	59.7	56.1	56.6	56.5	56.5	55.0	56.3	52.6	49.7	47.9
Top Speed [km/h]	60.8	61.1	57.8	58.7	58.4	57.5	56.3	58.0	55.3	50.7	49.5
Avg. Dist. to Rail [m]	4.8	1.0	2.2	0.6	1.4	1.1	0.5	0.4	0.3	0.4	0.8
Avg. Stride Freq. [Hz]	2.3	2.4	2.3	2.2	2.2	2.2	2.2	2.3	2.2	2.2	2.1
Avg. Stride Length [m]	5.2	6.9	6.9	7.0	7.0	7.0	6.8	6.7	6.6	6.4	6.4



- [ ] Ranking at each section and finish
- .-.- No data available at this section
- NA No data available