



Doomben QLD Professional

Race 9: MAGIC MILLIONS PIERATA PLATE - 1200m

30 November 2024 - 17:12



BRISBANE
RACING CLUB

Track Rating: Heavy 10, Weather: Showers, Rail Position: +4.5m Entire

Section		Overall	1000m	800m	600m	400m	200m	Last 600m					
Field Times		1:12.80 (0:13.09)	0:59.71 (0:11.07)	0:48.64 (0:11.77)	0:36.87 (0:12.12)	0:24.75 (0:11.97)	0:12.78 (0:12.78)	0:36.87					
Rank	TAB Horse/Jockey	Barrier	Top Speed [km/h]	Fastest Section							Margin	Distance Travelled [m]	
1	7 STREET CHASE Nikita Beriman	7	67.7	0:11.07	1:12.80 [1] (0:13.09)	0:59.71 [1] (0:11.07)	0:48.64 [1] (0:11.79)	0:36.85 [2] (0:12.10)	0:24.75 [1] (0:11.97)	0:12.78 [1] (0:12.78)	1:12.80	0:36.85	
2	1 AMAZING EAGLE Ryan Maloney	4	67.3	0:11.24	1:12.83 [2] (0:13.47)	0:59.36 [8] (0:11.24)	0:48.12 [9] (0:11.78)	0:36.34 [9] (0:11.94)	0:24.40 [7] (0:11.67)	0:12.73 [2] (0:12.73)	0.15L	0:36.34	+4
3	4 GIVE ME SPACE James Orman	2	66.5	0:11.20	1:13.29 [3] (0:13.40)	0:59.89 [7] (0:11.20)	0:48.69 [8] (0:11.81)	0:36.88 [7] (0:12.03)	0:24.85 [8] (0:11.99)	0:12.86 [5] (0:12.86)	2.84L	0:36.88	-4
4	13 ESTRONDO Jake Bayliss	6	68.0	0:11.16	1:13.32 [4] (0:13.28)	1:00.04 [4] (0:11.16)	0:48.88 [5] (0:11.74)	0:37.14 [4] (0:12.08)	0:25.06 [4] (0:11.94)	0:13.12 [3] (0:13.12)	3.04L	0:37.14	+5
5	2 SUPERALLOY Angela Jones	8	68.6	0:11.24	1:13.88 [5] (0:13.28)	1:00.60 [5] (0:11.24)	0:49.36 [7] (0:11.68)	0:37.68 [5] (0:12.19)	0:25.49 [6] (0:11.95)	0:13.54 [4] (0:13.54)	6.34L	0:37.68	+7
6	5 BOOMTOWN BOSS Dylan Browne McMonagle	3	66.3	0:11.19	1:14.23 [6] (0:13.32)	1:00.91 [6] (0:11.19)	0:49.72 [6] (0:11.92)	0:37.80 [8] (0:12.30)	0:25.50 [9] (0:12.04)	0:13.46 [7] (0:13.46)	8.39L	0:37.80	+4
7	8 SILVA 'N' SUAVE Robbie Dolan	5	68.0	0:11.14	1:14.39 [7] (0:13.21)	1:01.18 [2] (0:11.14)	0:50.04 [2] (0:11.87)	0:38.17 [6] (0:12.02)	0:26.15 [3] (0:12.52)	0:13.63 [6] (0:13.63)	9.31L	0:38.17	-3
8	12 SIMPLY FUN Cejay Graham	1	67.6	0:11.13	1:14.84 [8] (0:13.27)	1:01.57 [3] (0:11.13)	0:50.44 [4] (0:11.74)	0:38.70 [3] (0:12.16)	0:26.54 [5] (0:12.57)	0:13.97 [8] (0:13.97)	11.99L	0:38.70	-5
9	11 PARETO Kyle Wilson-Taylor	9	69.0	0:10.83	1:18.88 [9] (0:13.52)	1:05.36 [9] (0:10.83)	0:54.53 [3] (0:11.58)	0:42.95 [1] (0:12.20)	0:30.75 [2] (0:13.24)	0:17.51 [9] (0:17.51)	35.77L	0:42.95	+3

Scratched: King Potter (#14), Cosmic Fire (#6), Sujeed (#10), Mister Bianco (#3), Savour The Dream (#9)

[] Ranking at each section and finish
 -:-:- No data available at this section
 NA No data available

SCN Saddle cloth number
 DNF Did not finish
 DNT Did not track



Horse/Jockey Name	Street Chase
Final Rank	1
Fastest Section Time (Section)	0:11.07 (1000m)
Top Speed [km/h] (Section)	67.7 (Overall)
Race State	Finished



Doomben QLD Professional

Race 9: MAGIC MILLIONS PIERATA PLATE - 1200m

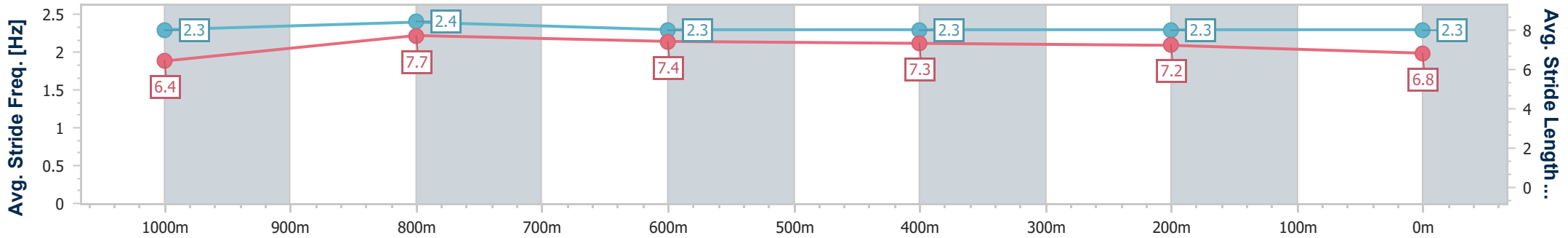
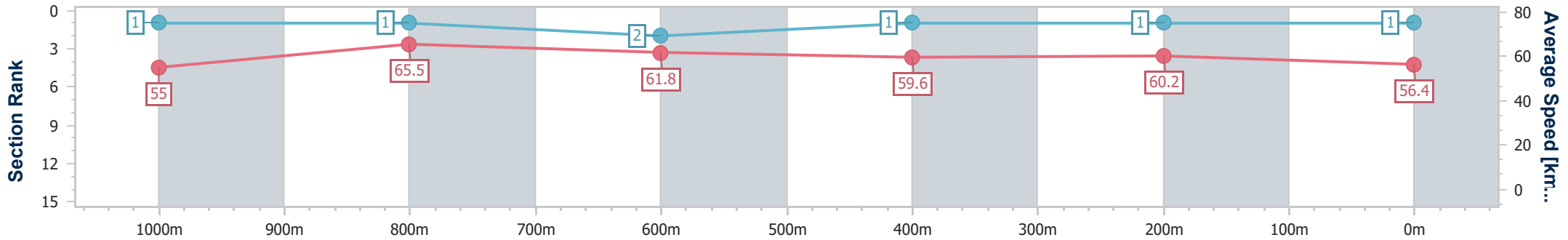
30 November 2024 - 17:12

Track Rating: Heavy 10, Weather: Showers, Rail Position: +4.5m Entire



BRISBANE RACING CLUB

Section	Overall	1000m	800m	600m	400m	200m
Section Times	1:12.80 [1] (0:13.09)	0:59.71 [1] (0:11.07)	0:48.64 [1] (0:11.79)	0:36.85 [2] (0:12.10)	0:24.75 [1] (0:11.97)	0:12.78 [1] (0:12.78)
Average Speed [km/h]	55.0	65.5	61.8	59.6	60.2	56.4
Top Speed [km/h]	67.7	66.5	63.8	61.3	61.4	60.5
Avg. Dist. to Rail [m]	6.5	3.1	2.6	0.7	1.7	3.9
Avg. Stride Freq. [Hz]	2.3	2.4	2.3	2.3	2.3	2.3
Avg. Stride Length [m]	6.4	7.7	7.4	7.3	7.2	6.8



- [] Ranking at each section and finish
- .-.- No data available at this section
- NA No data available



Horse/Jockey Name	Amazing Eagle
Final Rank	2
Fastest Section Time (Section)	0:11.24 (1000m)
Top Speed [km/h] (Section)	67.3 (Overall)
Race State	Finished



Doomben QLD Professional

Race 9: MAGIC MILLIONS PIERATA PLATE - 1200m

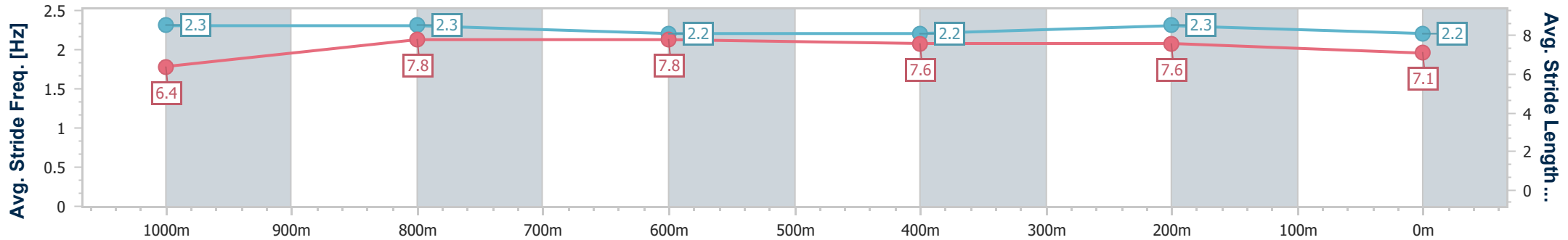
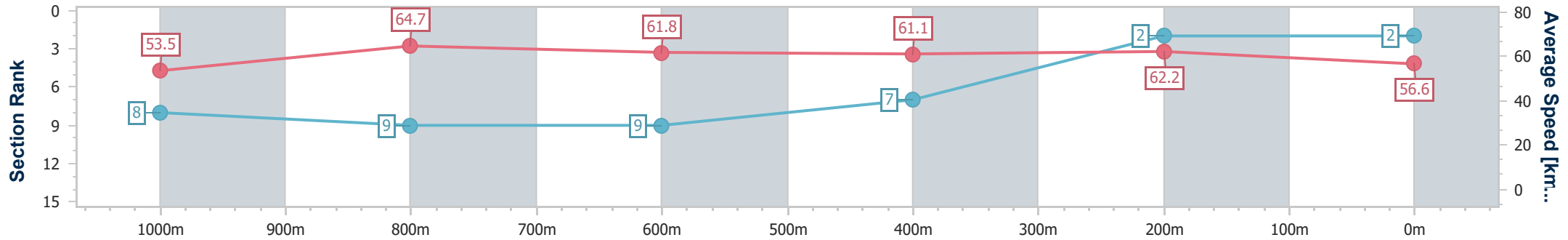
30 November 2024 - 17:12

Track Rating: Heavy 10, Weather: Showers, Rail Position: +4.5m Entire



BRISBANE RACING CLUB

Section	Overall	1000m	800m	600m	400m	200m
Section Times	1:12.83 [2] (0:13.47)	0:59.36 [8] (0:11.24)	0:48.12 [9] (0:11.78)	0:36.34 [9] (0:11.94)	0:24.40 [7] (0:11.67)	0:12.73 [2] (0:12.73)
Average Speed [km/h]	53.5	64.7	61.8	61.1	62.2	56.6
Top Speed [km/h]	67.3	67.3	63.4	62.6	63.2	61.2
Avg. Dist. to Rail [m]	4.7	4.1	2.0	2.5	6.6	8.0
Avg. Stride Freq. [Hz]	2.3	2.3	2.2	2.2	2.3	2.2
Avg. Stride Length [m]	6.4	7.8	7.8	7.6	7.6	7.1



- [] Ranking at each section and finish
- .-.- No data available at this section
- NA No data available



Horse/Jockey Name	Give Me Space
Final Rank	3
Fastest Section Time (Section)	0:11.20 (1000m)
Top Speed [km/h] (Section)	66.5 (Overall)
Race State	Finished



Doomben QLD Professional

Race 9: MAGIC MILLIONS PIERATA PLATE - 1200m

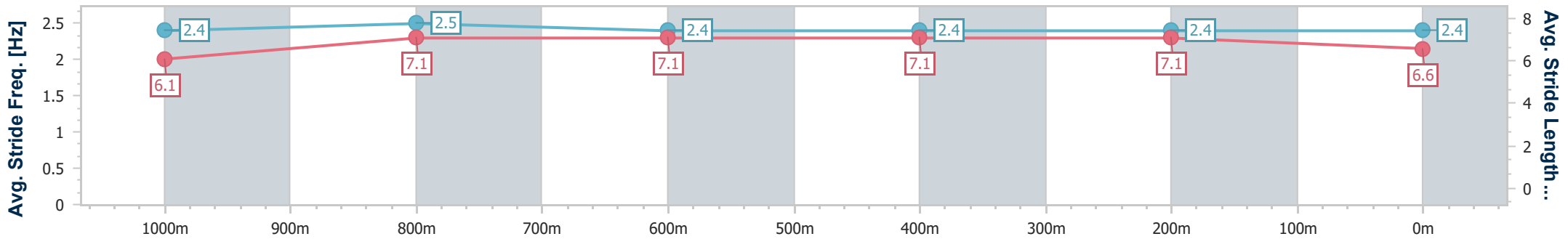
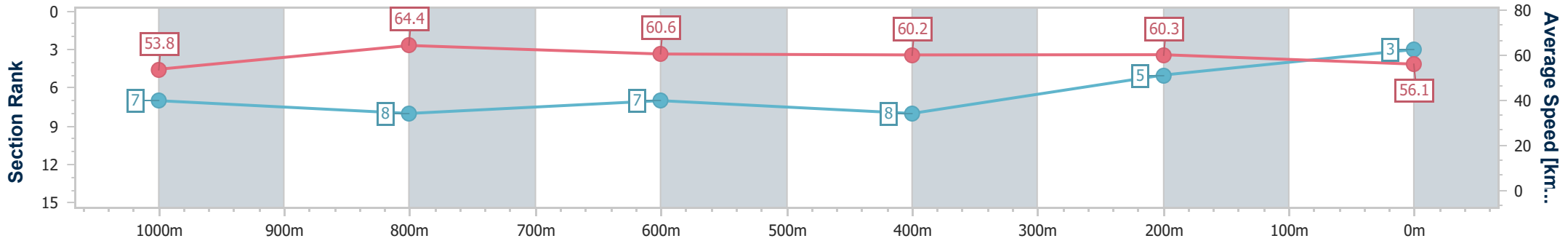
30 November 2024 - 17:12

Track Rating: Heavy 10, Weather: Showers, Rail Position: +4.5m Entire



BRISBANE RACING CLUB

Section	Overall	1000m	800m	600m	400m	200m
Section Times	1:13.29 [3] (0:13.40)	0:59.89 [7] (0:11.20)	0:48.69 [8] (0:11.81)	0:36.88 [7] (0:12.03)	0:24.85 [8] (0:11.99)	0:12.86 [5] (0:12.86)
Average Speed [km/h]	53.8	64.4	60.6	60.2	60.3	56.1
Top Speed [km/h]	66.5	66.5	63.2	61.1	62.4	60.2
Avg. Dist. to Rail [m]	1.9	1.0	1.2	0.9	5.1	7.8
Avg. Stride Freq. [Hz]	2.4	2.5	2.4	2.4	2.4	2.4
Avg. Stride Length [m]	6.1	7.1	7.1	7.1	7.1	6.6



- [] Ranking at each section and finish
- .-.- No data available at this section
- NA No data available



Horse/Jockey Name	Estrondo
Final Rank	4
Fastest Section Time (Section)	0:11.16 (1000m)
Top Speed [km/h] (Section)	68.0 (Overall)
Race State	Finished



Doomben QLD Professional

Race 9: MAGIC MILLIONS PIERATA PLATE - 1200m

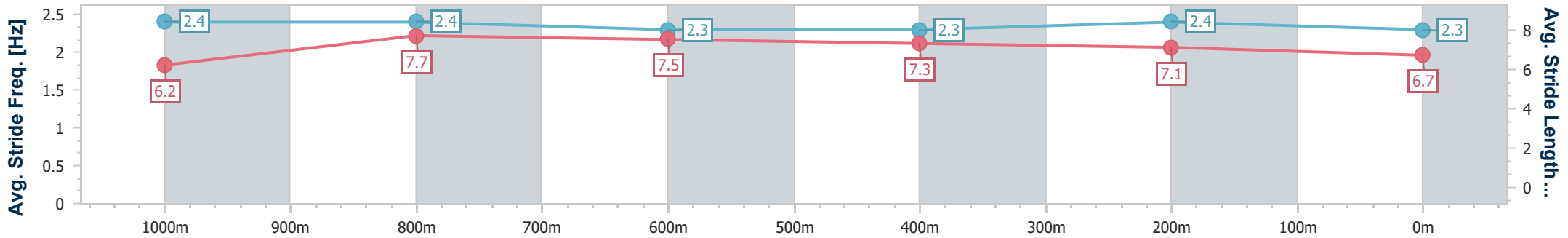
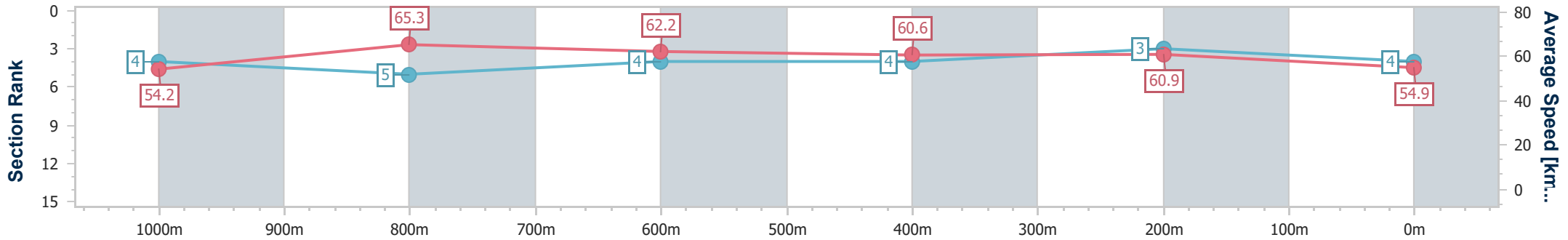
30 November 2024 - 17:12

Track Rating: Heavy 10, Weather: Showers, Rail Position: +4.5m Entire



BRISBANE RACING CLUB

Section	Overall	1000m	800m	600m	400m	200m
Section Times	1:13.32 [4] (0:13.28)	1:00.04 [4] (0:11.16)	0:48.88 [5] (0:11.74)	0:37.14 [4] (0:12.08)	0:25.06 [4] (0:11.94)	0:13.12 [3] (0:13.12)
Average Speed [km/h]	54.2	65.3	62.2	60.6	60.9	54.9
Top Speed [km/h]	68.0	67.0	63.8	62.4	61.7	60.2
Avg. Dist. to Rail [m]	5.5	3.6	3.2	3.0	5.2	6.9
Avg. Stride Freq. [Hz]	2.4	2.4	2.3	2.3	2.4	2.3
Avg. Stride Length [m]	6.2	7.7	7.5	7.3	7.1	6.7



- [] Ranking at each section and finish
- .-.- No data available at this section
- NA No data available



Horse/Jockey Name	Superalloy
Final Rank	5
Fastest Section Time (Section)	0:11.24 (1000m)
Top Speed [km/h] (Section)	68.6 (Overall)
Race State	Finished



Doomben QLD Professional

Race 9: MAGIC MILLIONS PIERATA PLATE - 1200m

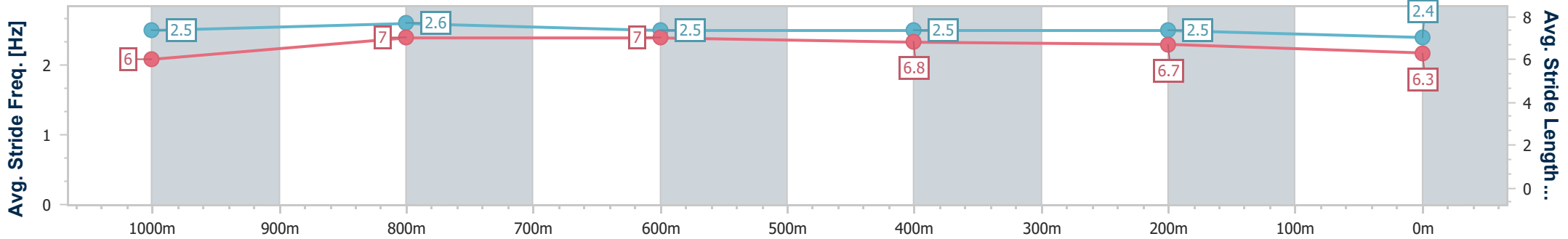
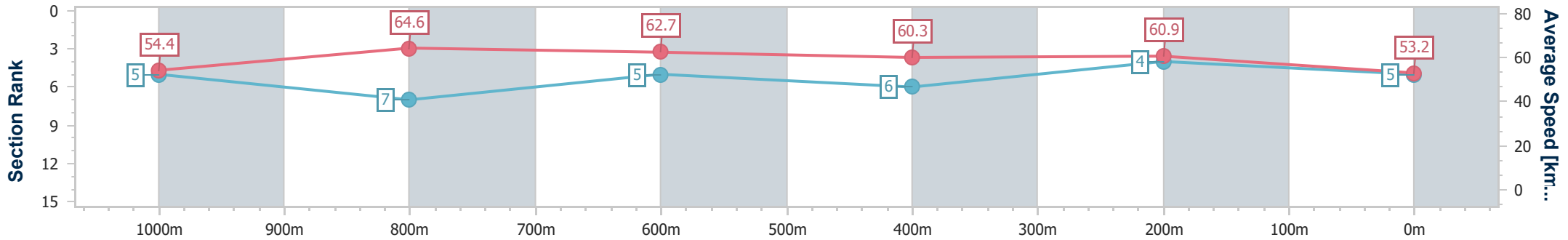
30 November 2024 - 17:12

Track Rating: Heavy 10, Weather: Showers, Rail Position: +4.5m Entire



BRISBANE RACING CLUB

Section	Overall	1000m	800m	600m	400m	200m
Section Times	1:13.88 [5] (0:13.28)	1:00.60 [5] (0:11.24)	0:49.36 [7] (0:11.68)	0:37.68 [5] (0:12.19)	0:25.49 [6] (0:11.95)	0:13.54 [4] (0:13.54)
Average Speed [km/h]	54.4	64.6	62.7	60.3	60.9	53.2
Top Speed [km/h]	68.6	65.6	63.6	61.2	62.5	58.6
Avg. Dist. to Rail [m]	7.3	4.5	3.8	3.2	6.6	9.5
Avg. Stride Freq. [Hz]	2.5	2.6	2.5	2.5	2.5	2.4
Avg. Stride Length [m]	6.0	7.0	7.0	6.8	6.7	6.3



- [] Ranking at each section and finish
- .-.- No data available at this section
- NA No data available



Horse/Jockey Name	Boomtown Boss
Final Rank	6
Fastest Section Time (Section)	0:11.19 (1000m)
Top Speed [km/h] (Section)	66.3 (Overall)
Race State	Finished



Doomben QLD Professional

Race 9: MAGIC MILLIONS PIERATA PLATE - 1200m

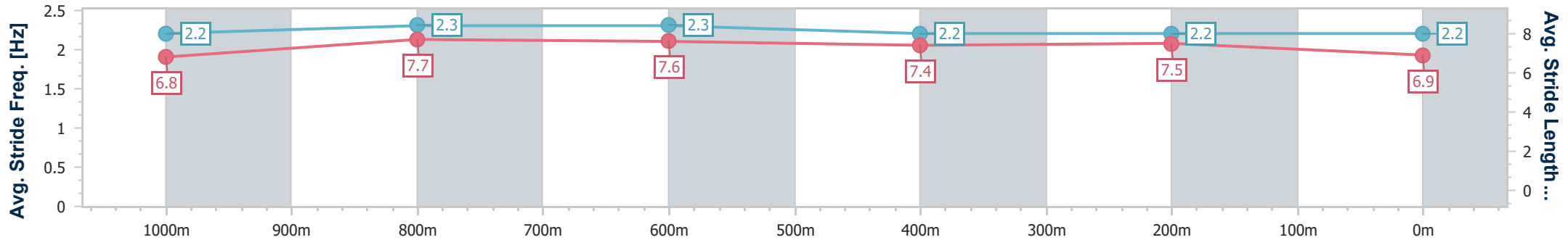
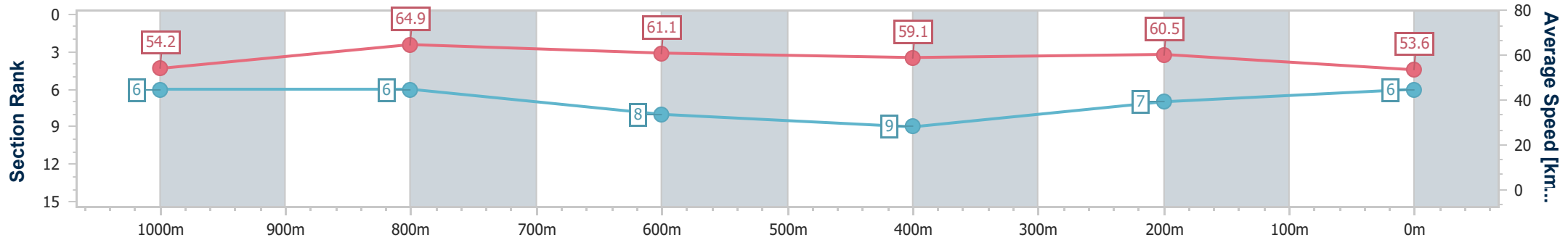
30 November 2024 - 17:12

Track Rating: Heavy 10, Weather: Showers, Rail Position: +4.5m Entire



BRISBANE RACING CLUB

Section	Overall	1000m	800m	600m	400m	200m
Section Times	1:14.23 [6] (0:13.32)	1:00.91 [6] (0:11.19)	0:49.72 [6] (0:11.92)	0:37.80 [8] (0:12.30)	0:25.50 [9] (0:12.04)	0:13.46 [7] (0:13.46)
Average Speed [km/h]	54.2	64.9	61.1	59.1	60.5	53.6
Top Speed [km/h]	66.3	66.1	62.8	60.1	61.7	58.6
Avg. Dist. to Rail [m]	3.6	3.1	2.4	2.0	7.7	10.5
Avg. Stride Freq. [Hz]	2.2	2.3	2.3	2.2	2.2	2.2
Avg. Stride Length [m]	6.8	7.7	7.6	7.4	7.5	6.9



- [] Ranking at each section and finish
- .-.- No data available at this section
- NA No data available



Horse/Jockey Name	Silva 'N' Suave
Final Rank	7
Fastest Section Time (Section)	0:11.14 (1000m)
Top Speed [km/h] (Section)	68.0 (Overall)
Race State	Finished



Doomben QLD Professional

Race 9: MAGIC MILLIONS PIERATA PLATE - 1200m

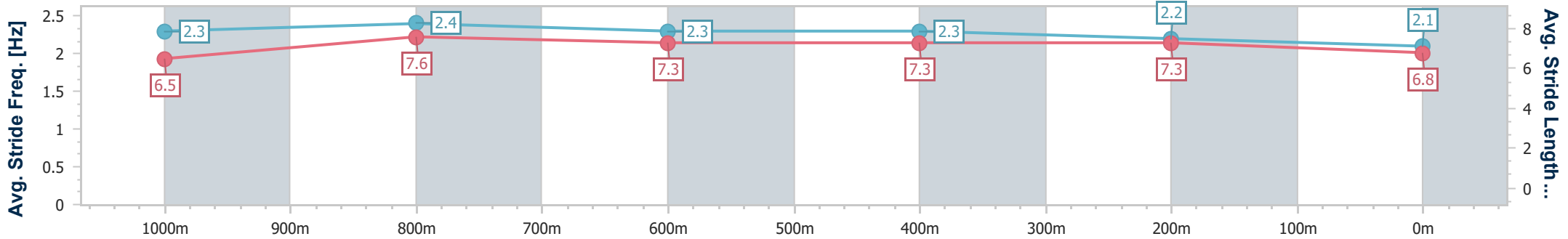
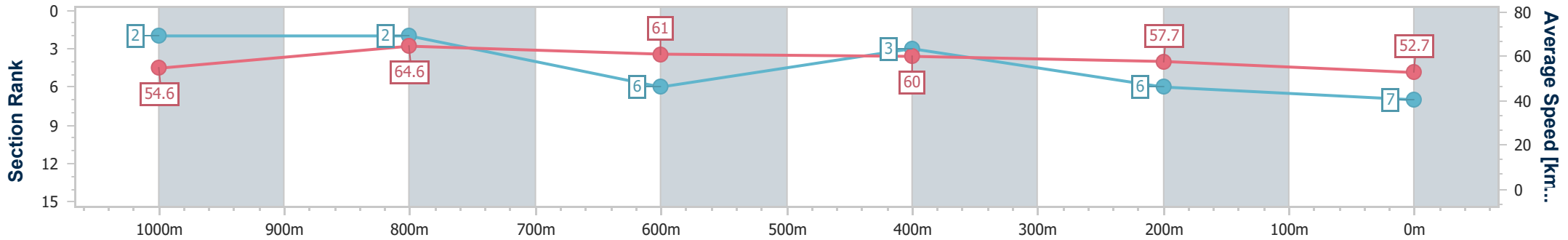
30 November 2024 - 17:12

Track Rating: Heavy 10, Weather: Showers, Rail Position: +4.5m Entire



BRISBANE RACING CLUB

Section	Overall	1000m	800m	600m	400m	200m
Section Times	1:14.39 [7] (0:13.21)	1:01.18 [2] (0:11.14)	0:50.04 [2] (0:11.87)	0:38.17 [6] (0:12.02)	0:26.15 [3] (0:12.52)	0:13.63 [6] (0:13.63)
Average Speed [km/h]	54.6	64.6	61.0	60.0	57.7	52.7
Top Speed [km/h]	68.0	67.1	62.9	61.6	58.3	57.0
Avg. Dist. to Rail [m]	4.5	1.8	0.5	0.3	3.3	5.8
Avg. Stride Freq. [Hz]	2.3	2.4	2.3	2.3	2.2	2.1
Avg. Stride Length [m]	6.5	7.6	7.3	7.3	7.3	6.8



- [] Ranking at each section and finish
- .-.- No data available at this section
- NA No data available



Horse/Jockey Name	Simply Fun
Final Rank	8
Fastest Section Time (Section)	0:11.13 (1000m)
Top Speed [km/h] (Section)	67.6 (1000m)
Race State	Finished



Doomben QLD Professional

Race 9: MAGIC MILLIONS PIERATA PLATE - 1200m

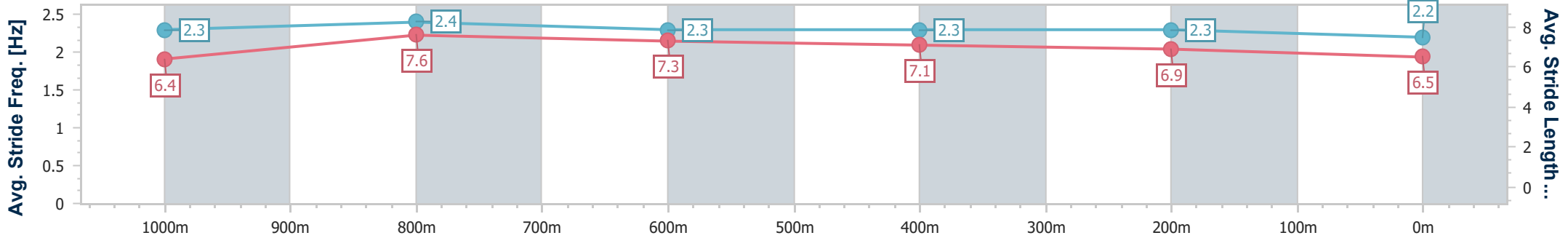
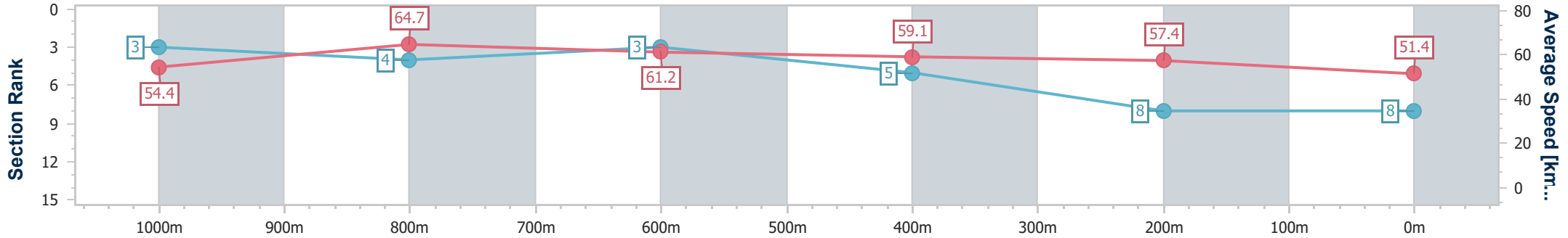
30 November 2024 - 17:12

Track Rating: Heavy 10, Weather: Showers, Rail Position: +4.5m Entire



BRISBANE RACING CLUB

Section	Overall	1000m	800m	600m	400m	200m
Section Times	1:14.84 [8] (0:13.27)	1:01.57 [3] (0:11.13)	0:50.44 [4] (0:11.74)	0:38.70 [3] (0:12.16)	0:26.54 [5] (0:12.57)	0:13.97 [8] (0:13.97)
Average Speed [km/h]	54.4	64.7	61.2	59.1	57.4	51.4
Top Speed [km/h]	66.1	67.6	62.7	60.4	58.8	55.2
Avg. Dist. to Rail [m]	1.5	0.5	0.2	0.6	2.0	3.5
Avg. Stride Freq. [Hz]	2.3	2.4	2.3	2.3	2.3	2.2
Avg. Stride Length [m]	6.4	7.6	7.3	7.1	6.9	6.5



- [] Ranking at each section and finish
- .-.- No data available at this section
- NA No data available



Horse/Jockey Name	Pareto
Final Rank	9
Fastest Section Time (Section)	0:10.83 (1000m)
Top Speed [km/h] (Section)	69.0 (1000m)
Race State	Finished



Doomben QLD Professional

Race 9: MAGIC MILLIONS PIERATA PLATE - 1200m

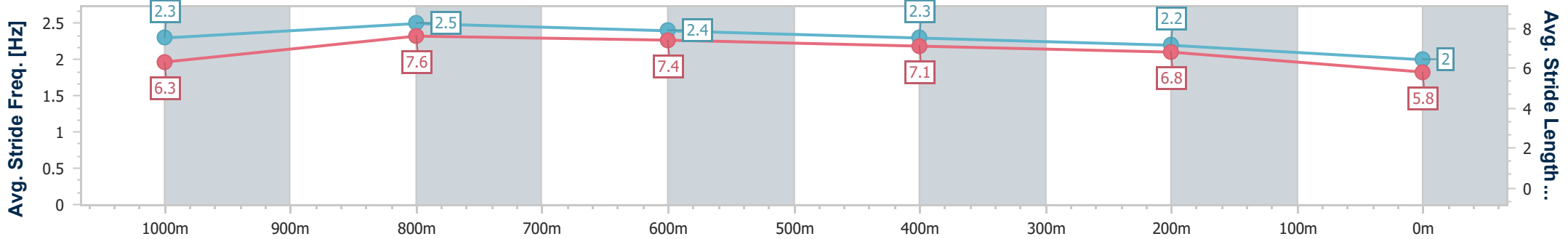
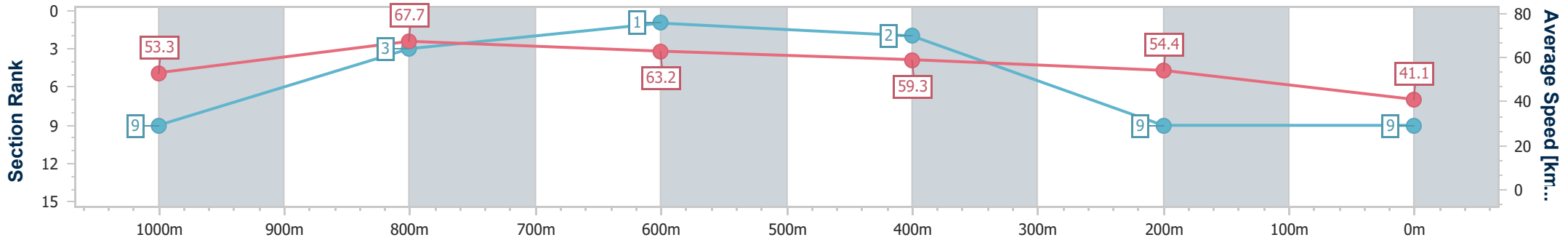
30 November 2024 - 17:12

Track Rating: Heavy 10, Weather: Showers, Rail Position: +4.5m Entire



BRISBANE RACING CLUB

Section	Overall	1000m	800m	600m	400m	200m
Section Times	1:18.88 [9] (0:13.52)	1:05.36 [9] (0:10.83)	0:54.53 [3] (0:11.58)	0:42.95 [1] (0:12.20)	0:30.75 [2] (0:13.24)	0:17.51 [9] (0:17.51)
Average Speed [km/h]	53.3	67.7	63.2	59.3	54.4	41.1
Top Speed [km/h]	68.0	69.0	65.0	61.8	57.9	48.6
Avg. Dist. to Rail [m]	7.5	5.9	3.3	1.3	2.2	7.3
Avg. Stride Freq. [Hz]	2.3	2.5	2.4	2.3	2.2	2.0
Avg. Stride Length [m]	6.3	7.6	7.4	7.1	6.8	5.8



- [] Ranking at each section and finish
- .-.- No data available at this section
- NA No data available