



# Doomben QLD Professional

## Race 7: WIDDEN STUD MODE STAKES - 1200m

30 November 2024 - 15:54



BRISBANE  
RACING CLUB

Track Rating: Heavy 10, Weather: Showers, Rail Position: +4.5m Entire

Section		Field Times											
Overall	1000m	800m	600m	400m	200m	Last 600m							
1:12.17 (0:12.73)	0:59.44 (0:11.00)	0:48.44 (0:11.88)	0:36.56 (0:11.88)	0:24.68 (0:11.64)	0:13.04 (0:13.04)	0:36.56							
Rank	TAB	Horse/Jockey	Barrier	Top Speed [km/h]	Fastest Section	Overall	1000m	800m	600m	400m	200m	Margin	Distance Travelled [m]
1	10	SPICY MARTINI Kyle Wilson-Taylor	5	68.8	0:11.01	1:12.17 [1] (0:12.87)	0:59.30 [2] (0:11.01)	0:48.29 [2] (0:11.95)	0:36.34 [3] (0:11.79)	0:24.55 [2] (0:11.51)	0:13.04 [1] (0:13.04)	1:12.17	0:36.34
2	4	KAHLISEE Samantha Collett	7	69.9	0:11.00	1:12.48 [2] (0:12.73)	0:59.75 [1] (0:11.00)	0:48.75 [1] (0:11.88)	0:36.87 [1] (0:11.88)	0:24.99 [1] (0:11.77)	0:13.22 [2] (0:13.22)	1.81L	0:36.87 +0
3	11	SHE OURS Bailey Wheeler	10	67.9	0:11.12	1:12.74 [3] (0:13.33)	0:59.41 [7] (0:11.12)	0:48.29 [8] (0:12.07)	0:36.22 [10] (0:11.88)	0:24.34 [9] (0:11.55)	0:12.79 [5] (0:12.79)	3.32L	0:36.22 +7
4	15	SOCRAZYNLOVE Ryan Maloney	2	68.8	0:11.10	1:12.79 [4] (0:13.16)	0:59.63 [6] (0:11.10)	0:48.53 [5] (0:11.80)	0:36.73 [5] (0:11.75)	0:24.98 [4] (0:11.80)	0:13.18 [3] (0:13.18)	3.62L	0:36.73 -2
5	2	OVERFULL Jag Guthmann-Chester	1	68.1	0:11.08	1:12.89 [5] (0:13.13)	0:59.76 [4] (0:11.08)	0:48.68 [4] (0:11.84)	0:36.84 [4] (0:11.92)	0:24.92 [5] (0:11.73)	0:13.19 [4] (0:13.19)	4.23L	0:36.84 -7
6	9	TERRITORY ASH Robbie Dolan	11	67.1	0:11.14	1:13.10 [6] (0:13.53)	0:59.57 [11] (0:11.14)	0:48.43 [11] (0:11.89)	0:36.54 [11] (0:11.87)	0:24.67 [10] (0:11.68)	0:12.99 [7] (0:12.99)	5.42L	0:36.54 -3
7	7	MIXED SIGNALS Angela Jones	12	68.7	0:10.94	1:13.11 [7] (0:13.88)	0:59.23 [12] (0:10.94)	0:48.29 [12] (0:12.05)	0:36.24 [12] (0:11.85)	0:24.39 [12] (0:11.66)	0:12.73 [11] (0:12.73)	5.48L	0:36.24 +5
8	5	JEMOMA ALPILAGE Taylor Marshall	6	68.8	0:11.01	1:13.17 [8] (0:13.41)	0:59.76 [10] (0:11.01)	0:48.75 [7] (0:11.87)	0:36.88 [6] (0:11.97)	0:24.91 [7] (0:12.02)	0:12.89 [10] (0:12.89)	5.85L	0:36.88 -2
9	13	ALLY Cejay Graham	8	66.9	0:11.24	1:13.21 [9] (0:13.36)	0:59.85 [8] (0:11.24)	0:48.61 [10] (0:11.91)	0:36.70 [9] (0:11.84)	0:24.86 [8] (0:11.82)	0:13.04 [8] (0:13.04)	6.1L	0:36.70 -3
10	6	I FOUND YOU James Orman	3	68.7	0:11.11	1:13.74 [10] (0:13.41)	1:00.33 [9] (0:11.11)	0:49.22 [9] (0:11.91)	0:37.31 [8] (0:11.77)	0:25.54 [6] (0:11.80)	0:13.74 [6] (0:13.74)	9.23L	0:37.31 -10

Scratched: Bollinger Miss (#8), Break Free (#14), Scripted (#3)

[ ] Ranking at each section and finish  
 -:-:- No data available at this section  
 NA No data available

SCN Saddle cloth number  
 DNF Did not finish  
 DNT Did not track



# Doomben QLD Professional

## Race 7: WIDDEN STUD MODE STAKES - 1200m

30 November 2024 - 15:54



BRISBANE  
RACING CLUB

Track Rating: Heavy 10, Weather: Showers, Rail Position: +4.5m Entire

Section	Overall	1000m	800m	600m	400m	200m	Last 600m
Field Times	1:12.17 (0:12.73)	0:59.44 (0:11.00)	0:48.44 (0:11.88)	0:36.56 (0:11.88)	0:24.68 (0:11.64)	0:13.04 (0:13.04)	0:36.56

Rank	TAB	Horse/Jockey	Barrier	Top Speed [km/h]	Fastest Section	Overall	1000m	800m	600m	400m	200m	Margin	Distance Travelled [m]
11	1	MISHANI ALOHA Luke Dempsey	9	67.9	0:11.16	1:13.99 [11] (0:13.14)	1:00.85 [5] (0:11.16)	0:49.69 [6] (0:11.99)	0:37.70 [7] (0:12.15)	0:25.55 [11] (0:12.07)	0:13.48 [12] (0:13.48)	10.69L	0:37.70 +0
12	12	SURPRISE HONEY Emily Lang	4	68.6	0:10.99	1:14.73 [12] (0:12.93)	1:01.80 [3] (0:10.99)	0:50.81 [3] (0:11.82)	0:38.99 [2] (0:11.94)	0:27.05 [3] (0:12.49)	0:14.56 [9] (0:14.56)	15.01L	0:38.99 -8

Scratched: Bollinger Miss (#8), Break Free (#14), Scripted (#3)

[ ] Ranking at each section and finish  
 -:-:-:- No data available at this section  
 NA No data available

SCN Saddle cloth number  
 DNF Did not finish  
 DNT Did not track



Horse/Jockey Name	Spicy Martini
Final Rank	1
Fastest Section Time (Section)	0:11.01 (1000m)
Top Speed [km/h] (Section)	68.8 (Overall)
Race State	Finished



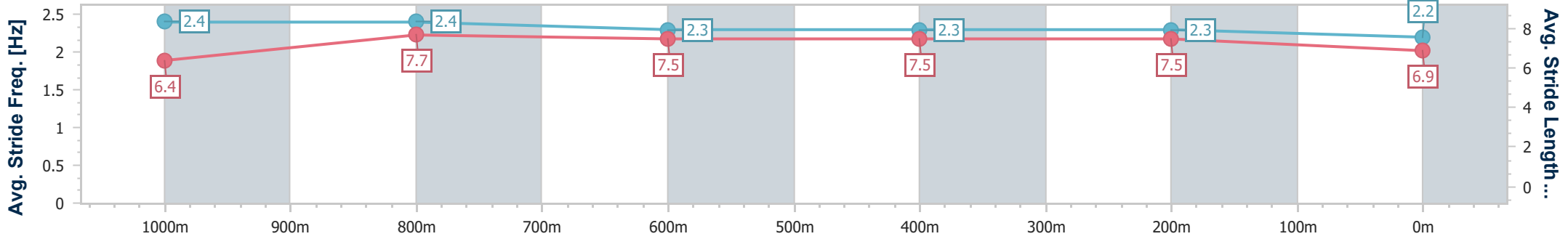
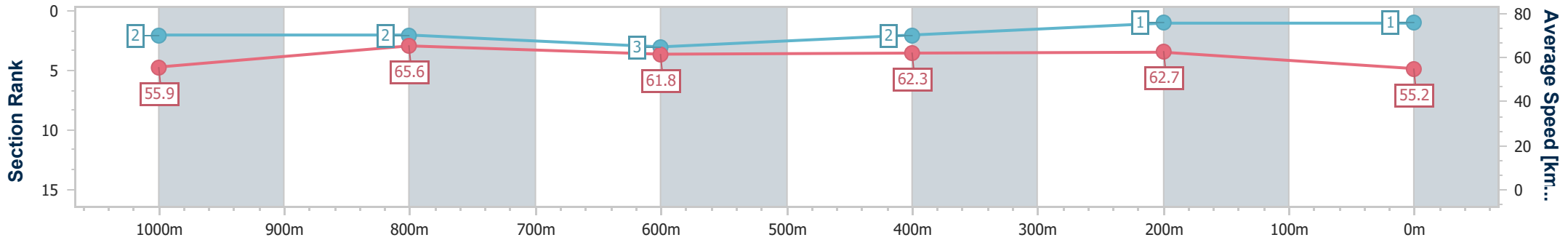
Doomben QLD Professional  
Race 7: WIDDEN STUD MODE STAKES - 1200m



30 November 2024 - 15:54  
Track Rating: Heavy 10, Weather: Showers, Rail Position: +4.5m Entire

BRISBANE RACING CLUB

Section	Overall	1000m	800m	600m	400m	200m
Section Times	1:12.17 [1] (0:12.87)	0:59.30 [2] (0:11.01)	0:48.29 [2] (0:11.95)	0:36.34 [3] (0:11.79)	0:24.55 [2] (0:11.51)	0:13.04 [1] (0:13.04)
Average Speed [km/h]	55.9	65.6	61.8	62.3	62.7	55.2
Top Speed [km/h]	68.8	68.2	62.5	63.1	63.7	60.5
Avg. Dist. to Rail [m]	3.8	0.8	4.9	3.5	3.4	3.3
Avg. Stride Freq. [Hz]	2.4	2.4	2.3	2.3	2.3	2.2
Avg. Stride Length [m]	6.4	7.7	7.5	7.5	7.5	6.9



- [ ] Ranking at each section and finish
- .-.- No data available at this section
- NA No data available



Horse/Jockey Name	Kahlisee
Final Rank	2
Fastest Section Time (Section)	0:11.00 (1000m)
Top Speed [km/h] (Section)	69.9 (Overall)
Race State	Finished



Doomben QLD Professional

Race 7: WIDDEN STUD MODE STAKES - 1200m

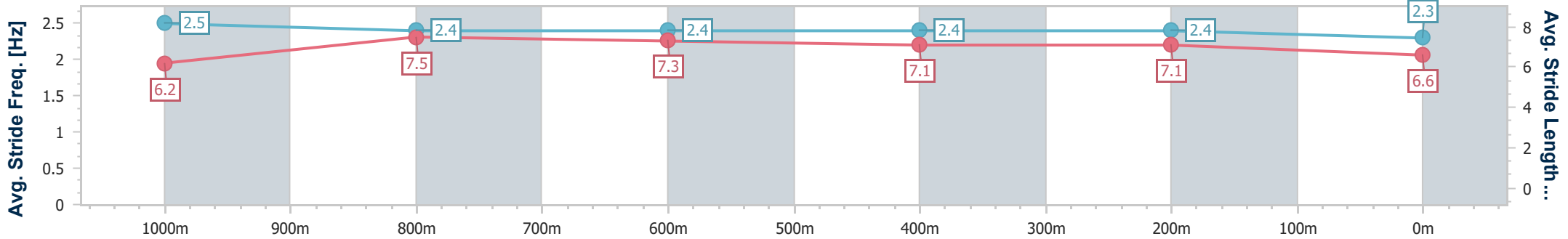
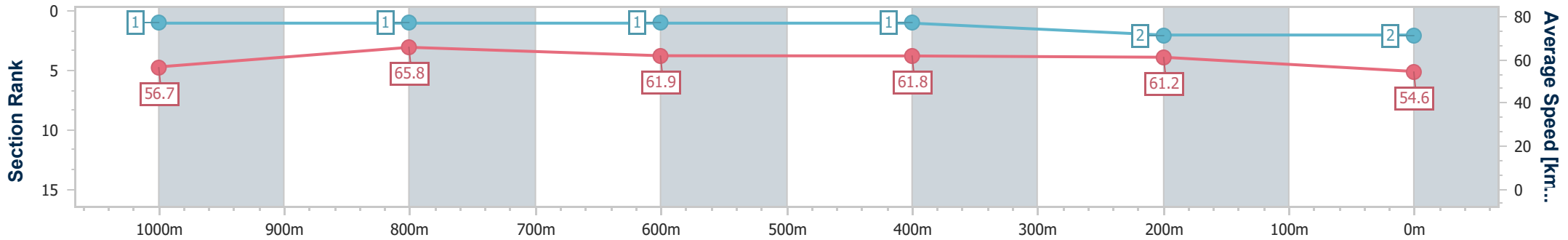
30 November 2024 - 15:54

Track Rating: Heavy 10, Weather: Showers, Rail Position: +4.5m Entire



BRISBANE RACING CLUB

Section	Overall	1000m	800m	600m	400m	200m
Section Times	1:12.48 [2] (0:12.73)	0:59.75 [1] (0:11.00)	0:48.75 [1] (0:11.88)	0:36.87 [1] (0:11.88)	0:24.99 [1] (0:11.77)	0:13.22 [2] (0:13.22)
Average Speed [km/h]	56.7	65.8	61.9	61.8	61.2	54.6
Top Speed [km/h]	69.9	69.5	63.2	62.8	62.1	59.0
Avg. Dist. to Rail [m]	6.2	2.3	4.1	3.4	1.7	2.2
Avg. Stride Freq. [Hz]	2.5	2.4	2.4	2.4	2.4	2.3
Avg. Stride Length [m]	6.2	7.5	7.3	7.1	7.1	6.6



- [ ] Ranking at each section and finish
- .-.- No data available at this section
- NA No data available



Horse/Jockey Name	She Ours
Final Rank	3
Fastest Section Time (Section)	0:11.12 (1000m)
Top Speed [km/h] (Section)	67.9 (1000m)
Race State	Finished



Doomben QLD Professional

Race 7: WIDDEN STUD MODE STAKES - 1200m

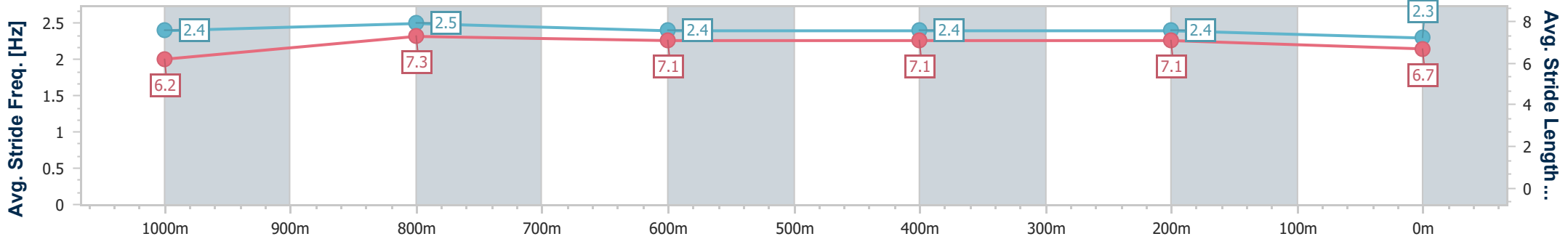
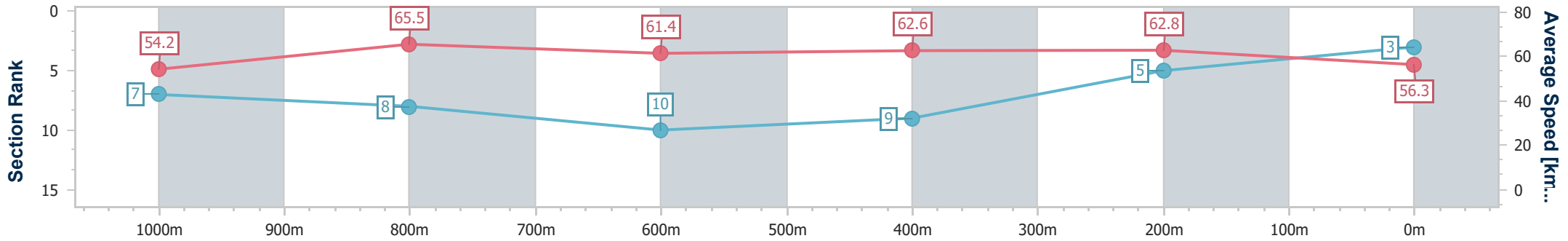
30 November 2024 - 15:54

Track Rating: Heavy 10, Weather: Showers, Rail Position: +4.5m Entire



BRISBANE RACING CLUB

Section	Overall	1000m	800m	600m	400m	200m
Section Times	1:12.74 [3] (0:13.33)	0:59.41 [7] (0:11.12)	0:48.29 [8] (0:12.07)	0:36.22 [10] (0:11.88)	0:24.34 [9] (0:11.55)	0:12.79 [5] (0:12.79)
Average Speed [km/h]	54.2	65.5	61.4	62.6	62.8	56.3
Top Speed [km/h]	67.9	67.9	63.3	63.8	64.2	60.0
Avg. Dist. to Rail [m]	8.8	3.5	6.6	5.4	5.7	7.5
Avg. Stride Freq. [Hz]	2.4	2.5	2.4	2.4	2.4	2.3
Avg. Stride Length [m]	6.2	7.3	7.1	7.1	7.1	6.7



- [ ] Ranking at each section and finish
- .-.- No data available at this section
- NA No data available



Horse/Jockey Name	Socrazyinlove
Final Rank	4
Fastest Section Time (Section)	0:11.10 (1000m)
Top Speed [km/h] (Section)	68.8 (Overall)
Race State	Finished



Doomben QLD Professional

Race 7: WIDDEN STUD MODE STAKES - 1200m

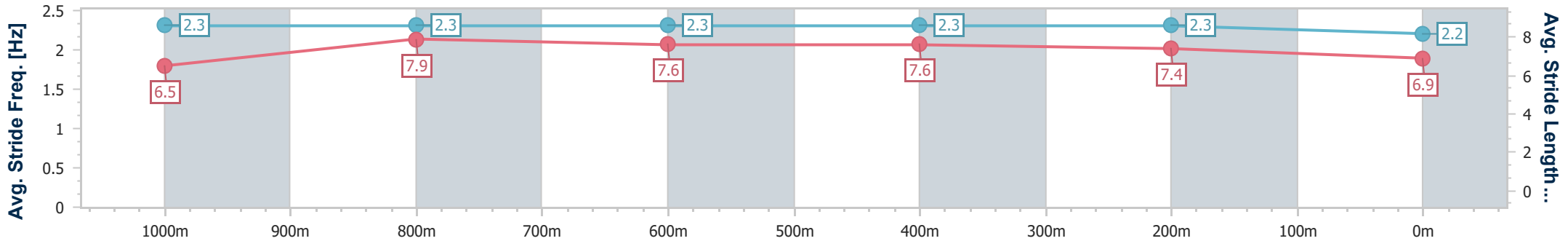
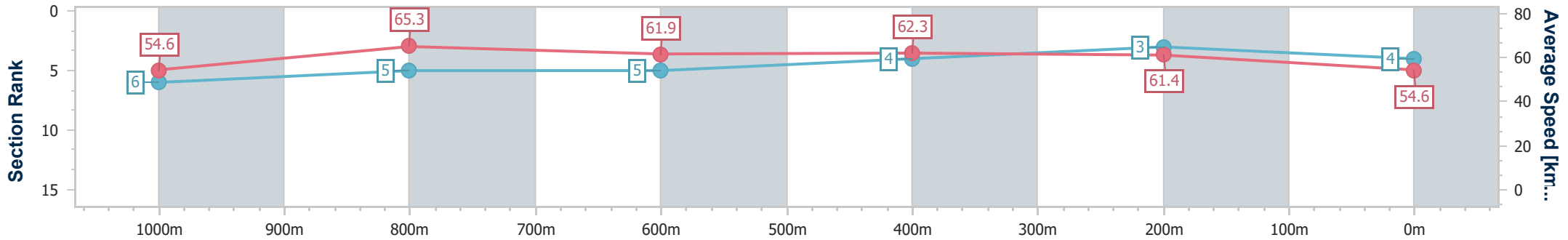
30 November 2024 - 15:54

Track Rating: Heavy 10, Weather: Showers, Rail Position: +4.5m Entire



BRISBANE RACING CLUB

Section	Overall	1000m	800m	600m	400m	200m
Section Times	1:12.79 [4] (0:13.16)	0:59.63 [6] (0:11.10)	0:48.53 [5] (0:11.80)	0:36.73 [5] (0:11.75)	0:24.98 [4] (0:11.80)	0:13.18 [3] (0:13.18)
Average Speed [km/h]	54.6	65.3	61.9	62.3	61.4	54.6
Top Speed [km/h]	68.8	68.7	62.8	62.9	62.9	58.6
Avg. Dist. to Rail [m]	3.3	2.2	2.8	2.9	4.1	4.0
Avg. Stride Freq. [Hz]	2.3	2.3	2.3	2.3	2.3	2.2
Avg. Stride Length [m]	6.5	7.9	7.6	7.6	7.4	6.9



- [ ] Ranking at each section and finish
- .-.- No data available at this section
- NA No data available



Horse/Jockey Name	Overfull
Final Rank	5
Fastest Section Time (Section)	0:11.08 (1000m)
Top Speed [km/h] (Section)	68.1 (1000m)
Race State	Finished



Doomben QLD Professional

Race 7: WIDDEN STUD MODE STAKES - 1200m

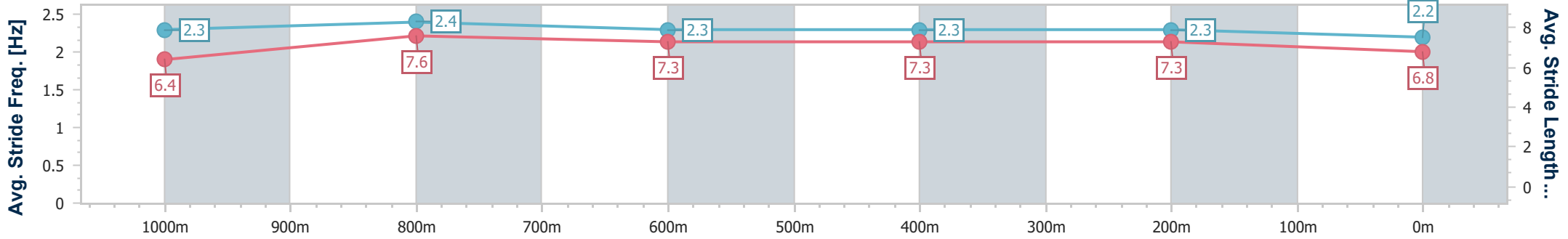
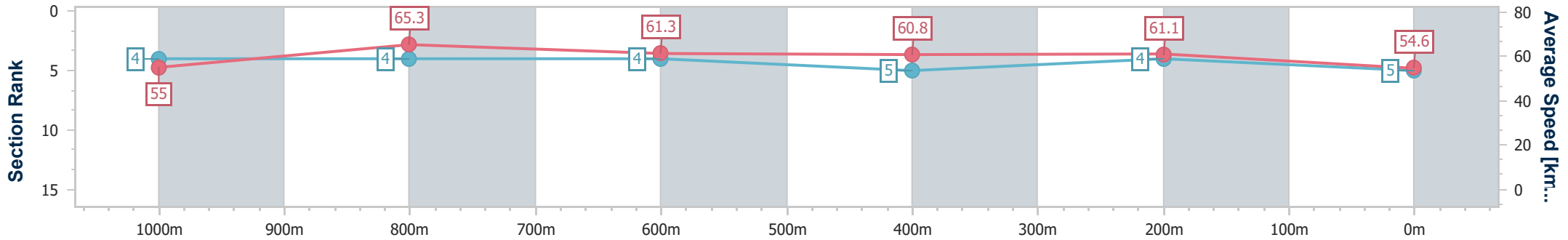
30 November 2024 - 15:54

Track Rating: Heavy 10, Weather: Showers, Rail Position: +4.5m Entire



BRISBANE RACING CLUB

Section	Overall	1000m	800m	600m	400m	200m
Section Times	1:12.89 [5] (0:13.13)	0:59.76 [4] (0:11.08)	0:48.68 [4] (0:11.84)	0:36.84 [4] (0:11.92)	0:24.92 [5] (0:11.73)	0:13.19 [4] (0:13.19)
Average Speed [km/h]	55.0	65.3	61.3	60.8	61.1	54.6
Top Speed [km/h]	68.0	68.1	62.3	62.7	62.5	58.9
Avg. Dist. to Rail [m]	2.5	2.0	1.6	1.2	1.5	3.1
Avg. Stride Freq. [Hz]	2.3	2.4	2.3	2.3	2.3	2.2
Avg. Stride Length [m]	6.4	7.6	7.3	7.3	7.3	6.8



- [ ] Ranking at each section and finish
- .-.- No data available at this section
- NA No data available



Horse/Jockey Name	Territory Ash
Final Rank	6
Fastest Section Time (Section)	0:11.14 (1000m)
Top Speed [km/h] (Section)	67.1 (Overall)
Race State	Finished



Doomben QLD Professional

Race 7: WIDDEN STUD MODE STAKES - 1200m

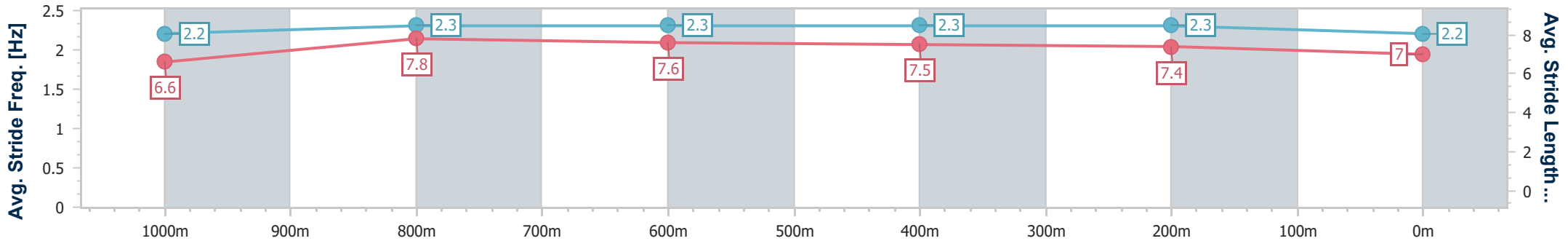
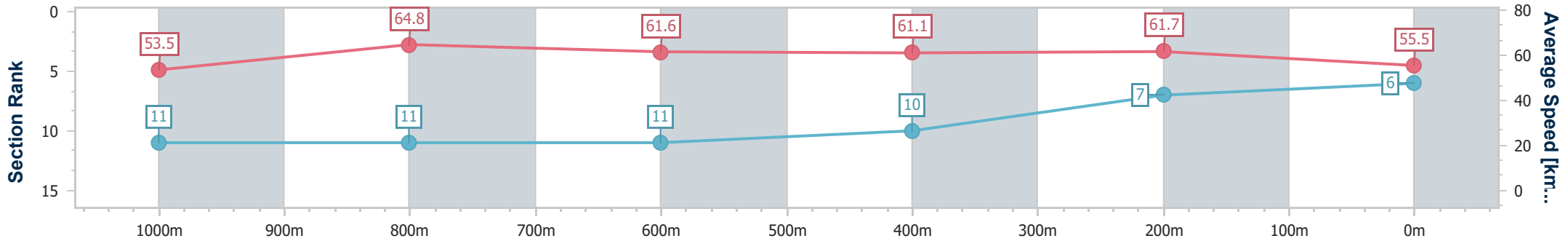
30 November 2024 - 15:54

Track Rating: Heavy 10, Weather: Showers, Rail Position: +4.5m Entire



BRISBANE RACING CLUB

Section	Overall	1000m	800m	600m	400m	200m
Section Times	1:13.10 [6] (0:13.53)	0:59.57 [11] (0:11.14)	0:48.43 [11] (0:11.89)	0:36.54 [11] (0:11.87)	0:24.67 [10] (0:11.68)	0:12.99 [7] (0:12.99)
Average Speed [km/h]	53.5	64.8	61.6	61.1	61.7	55.5
Top Speed [km/h]	67.1	67.0	63.7	63.7	63.1	59.5
Avg. Dist. to Rail [m]	7.7	2.0	3.3	1.9	1.9	4.6
Avg. Stride Freq. [Hz]	2.2	2.3	2.3	2.3	2.3	2.2
Avg. Stride Length [m]	6.6	7.8	7.6	7.5	7.4	7.0



- [ ] Ranking at each section and finish
- .-.- No data available at this section
- NA No data available





Horse/Jockey Name	Mixed Signals
Final Rank	7
Fastest Section Time (Section)	0:10.94 (1000m)
Top Speed [km/h] (Section)	68.7 (1000m)
Race State	Finished



Doomben QLD Professional

Race 7: WIDDEN STUD MODE STAKES - 1200m

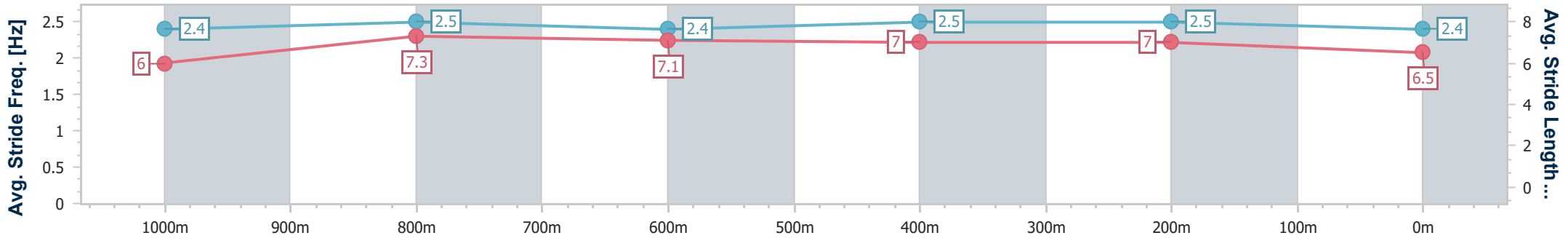
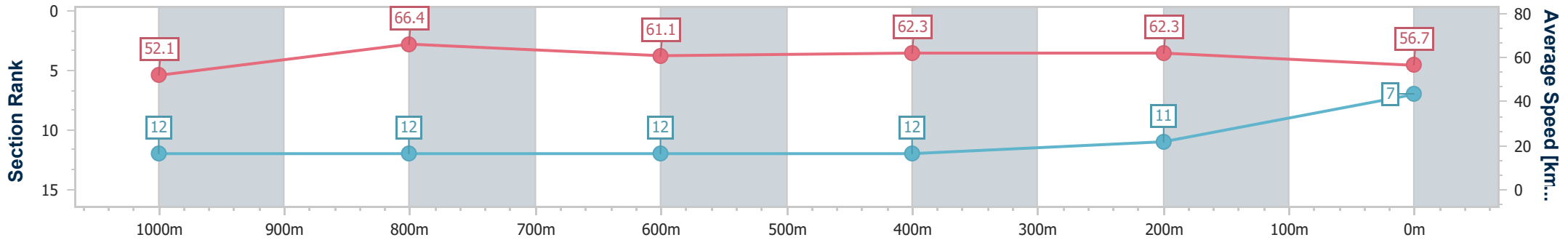
30 November 2024 - 15:54

Track Rating: Heavy 10, Weather: Showers, Rail Position: +4.5m Entire



BRISBANE RACING CLUB

Section	Overall	1000m	800m	600m	400m	200m
Section Times	1:13.11 [7] (0:13.88)	0:59.23 [12] (0:10.94)	0:48.29 [12] (0:12.05)	0:36.24 [12] (0:11.85)	0:24.39 [12] (0:11.66)	0:12.73 [11] (0:12.73)
Average Speed [km/h]	52.1	66.4	61.1	62.3	62.3	56.7
Top Speed [km/h]	67.8	68.7	63.9	63.4	63.7	61.0
Avg. Dist. to Rail [m]	8.1	3.2	4.8	4.4	6.9	8.6
Avg. Stride Freq. [Hz]	2.4	2.5	2.4	2.5	2.5	2.4
Avg. Stride Length [m]	6.0	7.3	7.1	7.0	7.0	6.5



- [ ] Ranking at each section and finish
- .-.- No data available at this section
- NA No data available



Horse/Jockey Name	Jemoma Alpilage
Final Rank	8
Fastest Section Time (Section)	0:11.01 (1000m)
Top Speed [km/h] (Section)	68.8 (1000m)
Race State	Finished



Doomben QLD Professional

Race 7: WIDDEN STUD MODE STAKES - 1200m

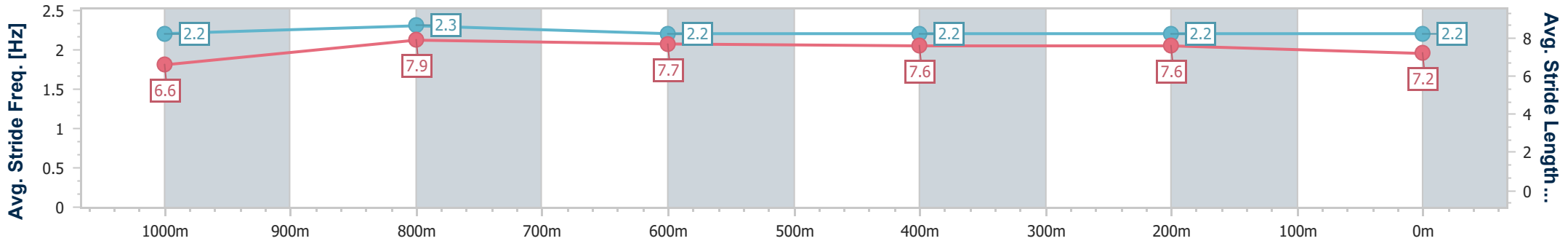
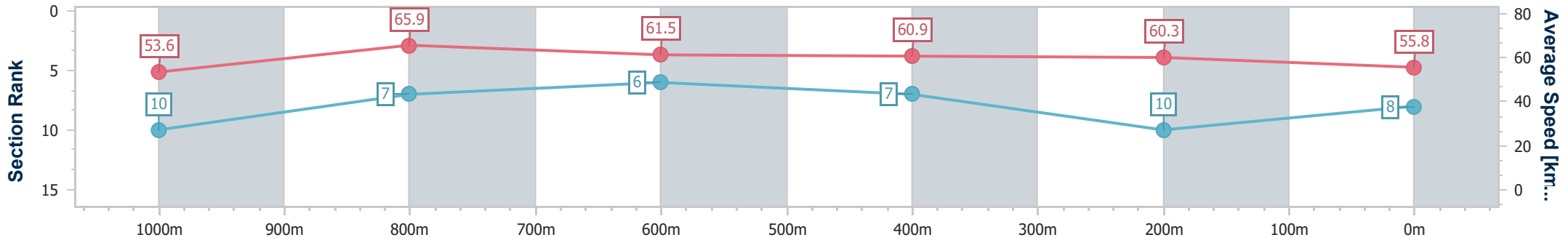
30 November 2024 - 15:54

Track Rating: Heavy 10, Weather: Showers, Rail Position: +4.5m Entire



BRISBANE RACING CLUB

Section	Overall	1000m	800m	600m	400m	200m
Section Times	1:13.17 [8] (0:13.41)	0:59.76 [10] (0:11.01)	0:48.75 [7] (0:11.87)	0:36.88 [6] (0:11.97)	0:24.91 [7] (0:12.02)	0:12.89 [10] (0:12.89)
Average Speed [km/h]	53.6	65.9	61.5	60.9	60.3	55.8
Top Speed [km/h]	68.5	68.8	62.4	62.1	61.2	58.4
Avg. Dist. to Rail [m]	3.9	1.3	3.2	2.5	3.5	6.6
Avg. Stride Freq. [Hz]	2.2	2.3	2.2	2.2	2.2	2.2
Avg. Stride Length [m]	6.6	7.9	7.7	7.6	7.6	7.2



- [ ] Ranking at each section and finish
- .-.- No data available at this section
- NA No data available



Horse/Jockey Name	Ally
Final Rank	9
Fastest Section Time (Section)	0:11.24 (1000m)
Top Speed [km/h] (Section)	66.9 (Overall)
Race State	Finished



Doomben QLD Professional

Race 7: WIDDEN STUD MODE STAKES - 1200m

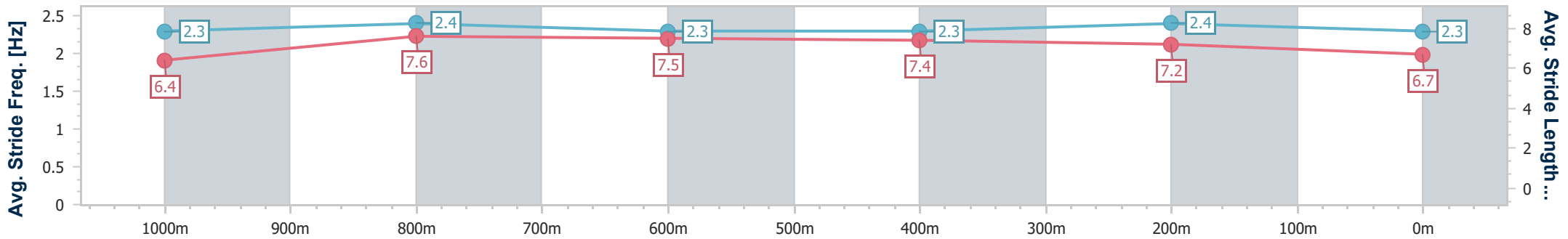
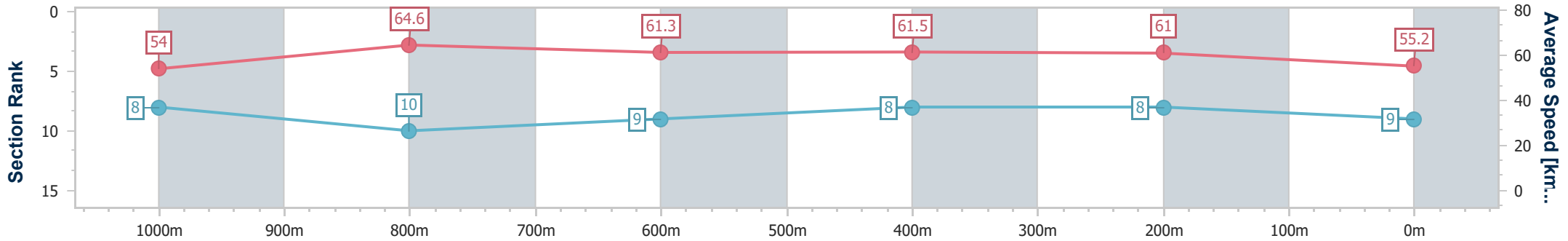
30 November 2024 - 15:54

Track Rating: Heavy 10, Weather: Showers, Rail Position: +4.5m Entire



BRISBANE RACING CLUB

Section	Overall	1000m	800m	600m	400m	200m
Section Times	1:13.21 [9] (0:13.36)	0:59.85 [8] (0:11.24)	0:48.61 [10] (0:11.91)	0:36.70 [9] (0:11.84)	0:24.86 [8] (0:11.82)	0:13.04 [8] (0:13.04)
Average Speed [km/h]	54.0	64.6	61.3	61.5	61.0	55.2
Top Speed [km/h]	66.9	66.8	62.6	62.4	62.2	59.3
Avg. Dist. to Rail [m]	7.1	3.4	3.2	2.0	2.7	5.2
Avg. Stride Freq. [Hz]	2.3	2.4	2.3	2.3	2.4	2.3
Avg. Stride Length [m]	6.4	7.6	7.5	7.4	7.2	6.7



- [ ] Ranking at each section and finish
- .-.- No data available at this section
- NA No data available



Horse/Jockey Name	I Found You
Final Rank	10
Fastest Section Time (Section)	0:11.11 (1000m)
Top Speed [km/h] (Section)	68.7 (Overall)
Race State	Finished



Doomben QLD Professional

Race 7: WIDDEN STUD MODE STAKES - 1200m

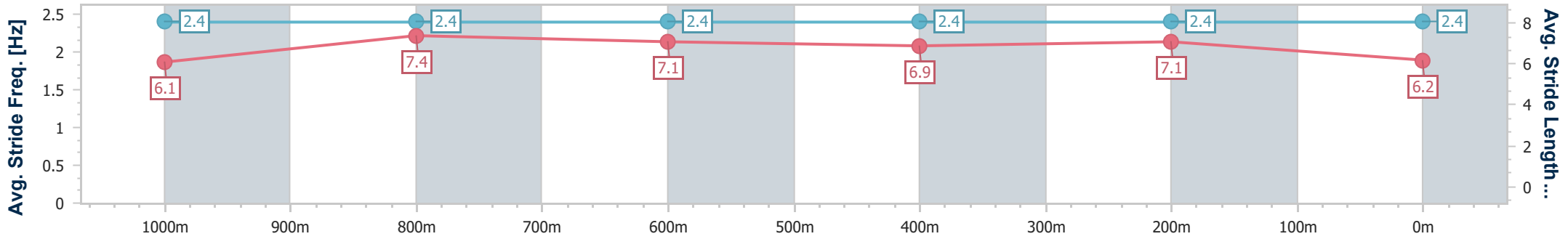
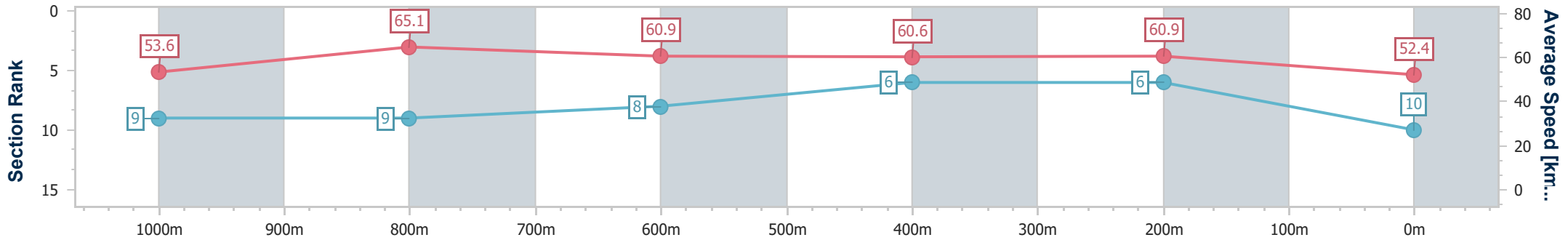
30 November 2024 - 15:54

Track Rating: Heavy 10, Weather: Showers, Rail Position: +4.5m Entire



BRISBANE RACING CLUB

Section	Overall	1000m	800m	600m	400m	200m
Section Times	1:13.74 [10] (0:13.41)	1:00.33 [9] (0:11.11)	0:49.22 [9] (0:11.91)	0:37.31 [8] (0:11.77)	0:25.54 [6] (0:11.80)	0:13.74 [6] (0:13.74)
Average Speed [km/h]	53.6	65.1	60.9	60.6	60.9	52.4
Top Speed [km/h]	68.7	68.4	62.5	62.6	62.3	59.3
Avg. Dist. to Rail [m]	3.2	1.9	0.6	1.3	3.0	6.8
Avg. Stride Freq. [Hz]	2.4	2.4	2.4	2.4	2.4	2.4
Avg. Stride Length [m]	6.1	7.4	7.1	6.9	7.1	6.2



- [ ] Ranking at each section and finish
- .-.- No data available at this section
- NA No data available



Horse/Jockey Name	Mishani Aloha
Final Rank	11
Fastest Section Time (Section)	0:11.16 (1000m)
Top Speed [km/h] (Section)	67.9 (Overall)
Race State	Finished



Doomben QLD Professional

Race 7: WIDDEN STUD MODE STAKES - 1200m

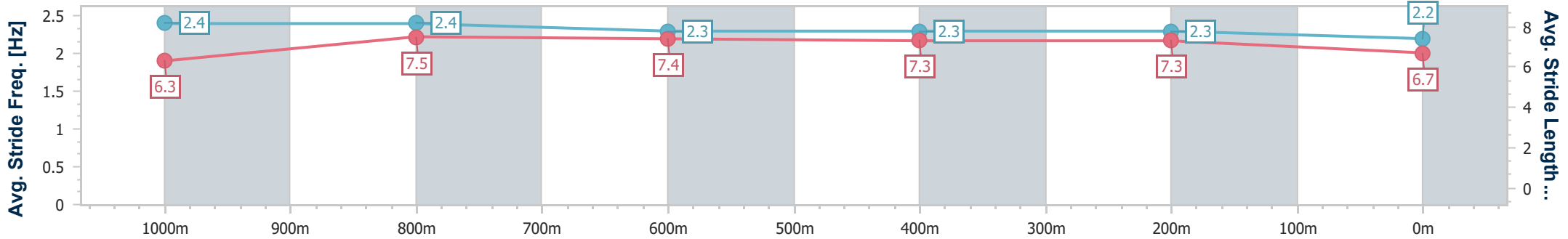
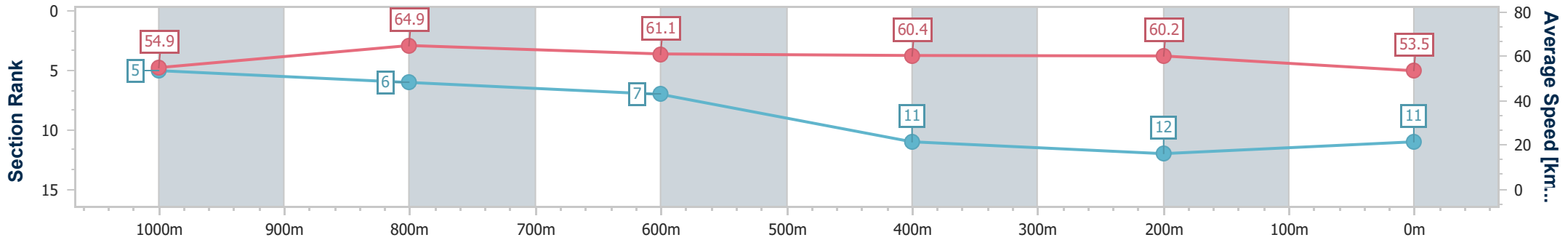
30 November 2024 - 15:54

Track Rating: Heavy 10, Weather: Showers, Rail Position: +4.5m Entire



BRISBANE RACING CLUB

Section	Overall	1000m	800m	600m	400m	200m
Section Times	1:13.99 [11] (0:13.14)	1:00.85 [5] (0:11.16)	0:49.69 [6] (0:11.99)	0:37.70 [7] (0:12.15)	0:25.55 [11] (0:12.07)	0:13.48 [12] (0:13.48)
Average Speed [km/h]	54.9	64.9	61.1	60.4	60.2	53.5
Top Speed [km/h]	67.9	67.2	63.6	62.2	61.2	58.8
Avg. Dist. to Rail [m]	8.3	2.3	3.6	3.4	4.8	7.2
Avg. Stride Freq. [Hz]	2.4	2.4	2.3	2.3	2.3	2.2
Avg. Stride Length [m]	6.3	7.5	7.4	7.3	7.3	6.7



- [ ] Ranking at each section and finish
- .-.- No data available at this section
- NA No data available



Horse/Jockey Name	Surprise Honey
Final Rank	12
Fastest Section Time (Section)	0:10.99 (1000m)
Top Speed [km/h] (Section)	68.6 (Overall)
Race State	Finished



Doomben QLD Professional

Race 7: WIDDEN STUD MODE STAKES - 1200m

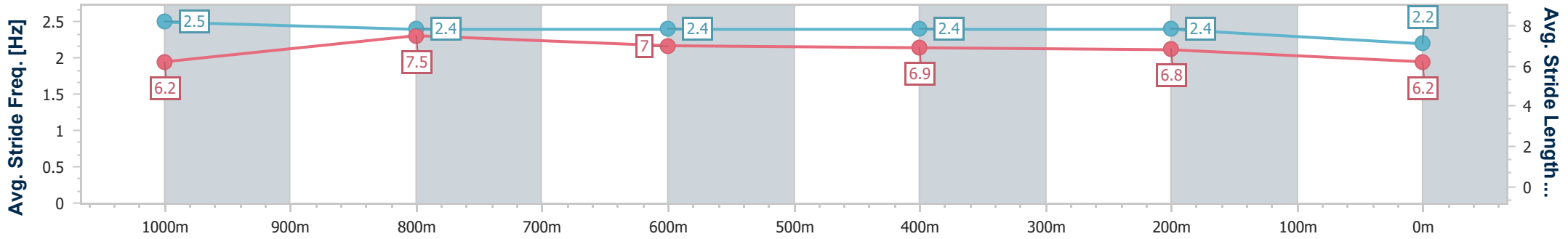
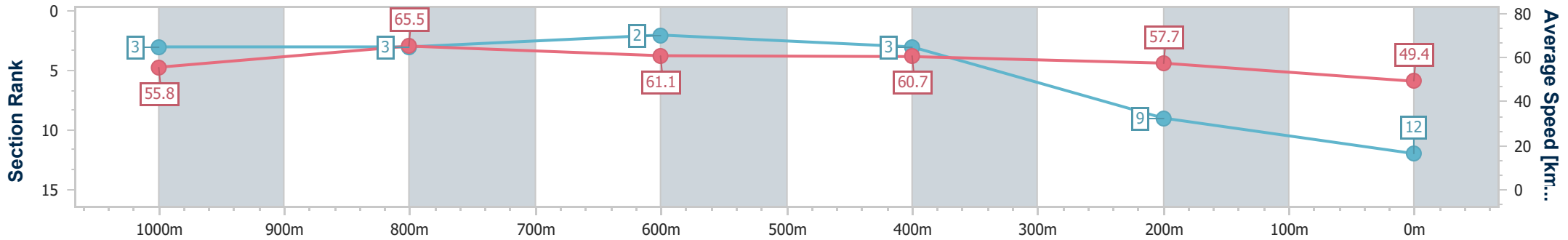
30 November 2024 - 15:54

Track Rating: Heavy 10, Weather: Showers, Rail Position: +4.5m Entire



BRISBANE RACING CLUB

Section	Overall	1000m	800m	600m	400m	200m
Section Times	1:14.73 [12] (0:12.93)	1:01.80 [3] (0:10.99)	0:50.81 [3] (0:11.82)	0:38.99 [2] (0:11.94)	0:27.05 [3] (0:12.49)	0:14.56 [9] (0:14.56)
Average Speed [km/h]	55.8	65.5	61.1	60.7	57.7	49.4
Top Speed [km/h]	68.6	67.9	62.1	61.5	59.4	55.0
Avg. Dist. to Rail [m]	4.3	0.3	0.6	1.1	0.9	2.6
Avg. Stride Freq. [Hz]	2.5	2.4	2.4	2.4	2.4	2.2
Avg. Stride Length [m]	6.2	7.5	7.0	6.9	6.8	6.2



- [ ] Ranking at each section and finish
- .-.- No data available at this section
- NA No data available