



Doomben QLD Professional

Race 6: VALE PAT DUFF Class 6 Handicap - 1630m

30 November 2024 - 15:18



BRISBANE
RACING CLUB

Track Rating: Heavy 10, Weather: Showers, Rail Position: +4.5m Entire

Section		Overall	1400m	1200m	1000m	800m	600m	400m	Last 600m				
Field Times		1:41.16 (0:15.57)	1:25.59 (0:12.00)	1:13.59 (0:11.72)	1:01.87 (0:12.09)	0:49.78 (0:12.24)	0:37.54 (0:12.54)	0:25.00 (0:12.09)	0:37.54				
Rank	TAB Horse/Jockey	Barrier	Top Speed [km/h]	Fastest Section	Distance Travelled [m]								
1	7 POETIC DRAMA Angela Jones	11	64.0	0:11.84	1:41.16 [1] (0:16.28)	1:24.88 [7] (0:12.10)	1:12.78 [9] (0:12.08)	1:00.70 [9] (0:12.06)	0:48.64 [9] (0:11.99)	0:36.65 [7] (0:12.14)	0:24.51 [5] (0:11.84)	0:36.65	
2	3 MISS JOELENE James Orman	3	64.0	0:11.66	1:41.22 [2] (0:15.94)	1:25.28 [5] (0:12.25)	1:13.03 [6] (0:11.90)	1:01.13 [6] (0:12.09)	0:49.04 [6] (0:12.28)	0:36.76 [6] (0:12.22)	0:24.54 [6] (0:11.66)	0:36.76	+2
3	6 LOGAN STREET LION Andrew Mallyon	1	62.8	0:11.80	1:41.40 [3] (0:15.95)	1:25.45 [6] (0:11.97)	1:13.48 [5] (0:11.86)	1:01.62 [5] (0:12.18)	0:49.44 [5] (0:12.38)	0:37.06 [5] (0:12.35)	0:24.71 [7] (0:11.80)	0:37.06	-6
4	13 PIPISTRELLE Ron Stewart	4	66.6	0:11.72	1:41.59 [4] (0:15.57)	1:26.02 [1] (0:12.00)	1:14.02 [1] (0:11.72)	1:02.30 [1] (0:12.09)	0:50.21 [1] (0:12.24)	0:37.97 [1] (0:12.54)	0:25.43 [1] (0:12.09)	0:37.97	-4
5	8 RED TOP Cody Collis	9	63.3	0:12.03	1:41.82 [5] (0:16.51)	1:25.31 [10] (0:12.06)	1:13.25 [10] (0:12.06)	1:01.19 [11] (0:12.03)	0:49.16 [10] (0:12.16)	0:37.00 [11] (0:12.10)	0:24.90 [11] (0:12.03)	0:37.00	-5
6	2 BROOKHAVEN Damien Thornton	5	62.0	0:11.89	1:41.89 [6] (0:16.35)	1:25.54 [9] (0:11.91)	1:13.63 [7] (0:11.89)	1:01.74 [7] (0:12.23)	0:49.51 [7] (0:12.28)	0:37.23 [8] (0:12.13)	0:25.10 [8] (0:12.00)	0:37.23	-14
7	12 TWIGMAN Mark Du Plessis	7	63.4	0:11.83	1:41.89 [7] (0:15.89)	1:26.00 [4] (0:11.99)	1:14.01 [4] (0:11.83)	1:02.18 [4] (0:12.21)	0:49.97 [3] (0:12.25)	0:37.72 [4] (0:12.26)	0:25.46 [3] (0:12.05)	0:37.72	-7
8	10 CLYDE Boris Thornton	8	64.6	0:11.64	1:41.95 [8] (0:15.89)	1:26.06 [3] (0:11.92)	1:14.14 [3] (0:11.64)	1:02.50 [2] (0:12.22)	0:50.28 [2] (0:12.27)	0:38.01 [2] (0:12.31)	0:25.70 [2] (0:12.24)	0:38.01	-7
9	9 WAIRERE FALLS Bailey Wheeler	6	62.9	0:11.98	1:43.02 [9] (0:16.31)	1:26.71 [8] (0:12.04)	1:14.67 [8] (0:11.98)	1:02.69 [8] (0:12.12)	0:50.57 [8] (0:12.23)	0:38.34 [9] (0:12.23)	0:26.11 [10] (0:12.19)	0:38.34	-6
10	4 KRONENBOURG Ryan Maloney	2	63.1	0:11.93	1:43.20 [10] (0:15.74)	1:27.46 [2] (0:11.99)	1:15.47 [2] (0:11.93)	1:03.54 [3] (0:12.28)	0:51.26 [4] (0:12.18)	0:39.08 [3] (0:12.42)	0:26.66 [4] (0:12.35)	0:39.08	-14

Scratched: Binding (#11), Bettcha The Crown (#1)

[] Ranking at each section and finish
 -:-:- No data available at this section
 NA No data available

SCN Saddle cloth number
 DNF Did not finish
 DNT Did not track



Doomben QLD Professional
Race 6: VALE PAT DUFF Class 6 Handicap - 1630m
30 November 2024 - 15:18



BRISBANE
RACING CLUB

Track Rating: Heavy 10, Weather: Showers, Rail Position: +4.5m Entire

Section	Overall	1400m	1200m	1000m	800m	600m	400m	Last 600m
Field Times	1:41.16 (0:15.57)	1:25.59 (0:12.00)	1:13.59 (0:11.72)	1:01.87 (0:12.09)	0:49.78 (0:12.24)	0:37.54 (0:12.54)	0:25.00 (0:12.09)	0:37.54

Rank	TAB	Horse/Jockey	Barrier	Top Speed [km/h]	Fastest Section	Overall	1400m	1200m	1000m	800m	600m	400m	Last 600m	Distance Travelled [m]
11	5	FELIX THE SCAT	10	62.6	0:11.88	1:44.08 [11]	1:27.37 [11]	1:15.49 [11]	1:03.55 [10]	0:51.38 [11]	0:39.40 [10]	0:27.22 [9]	0:39.40	+0
		Kyle Wilson-Taylor		1400m	1400m	(0:16.71)	(0:11.88)	(0:11.94)	(0:12.17)	(0:11.98)	(0:12.18)	(0:12.15)		

Scratched: Binding (#11), Bettcha The Crown (#1)

[] Ranking at each section and finish
 -:-:- No data available at this section
 NA No data available

SCN Saddle cloth number
 DNF Did not finish
 DNT Did not track



Doomben QLD Professional
Race 6: VALE PAT DUFF Class 6 Handicap - 1630m
30 November 2024 - 15:18



Track Rating: Heavy 10, Weather: Showers, Rail Position: +4.5m Entire

Section				200m				Last 600m	
Field Times				0:12.91 (0:12.91)				0:37.54	
Rank	TAB	Horse/Jockey	Barrier	Top Speed [km/h]	Fastest Section	Margin			Distance Travelled [m]
1	7	POETIC DRAMA Angela Jones	11	64.0 Overall	0:11.84 400m	0:12.67 [5] (0:12.67)	1:41.16		0:36.65
2	3	MISS JOELENE James Orman	3	64.0 400m	0:11.66 400m	0:12.88 [2] (0:12.88)	0.35L		0:36.76 +2
3	6	LOGAN STREET LION Andrew Mallyon	1	62.8 400m	0:11.80 400m	0:12.91 [6] (0:12.91)	1.41L		0:37.06 -6
4	13	PIPISTRELLE Ron Stewart	4	66.6 Overall	0:11.72 1200m	0:13.34 [1] (0:13.34)	2.54L		0:37.97 -4
5	8	RED TOP Cody Collis	9	63.3 1400m	0:12.03 1000m	0:12.87 [9] (0:12.87)	3.89L		0:37.00 -5
6	2	BROOKHAVEN Damien Thornton	5	62.0 Overall	0:11.89 1200m	0:13.10 [7] (0:13.10)	4.27L		0:37.23 -14
7	12	TWIGMAN Mark Du Plessis	7	63.4 1400m	0:11.83 1200m	0:13.41 [3] (0:13.41)	4.29L		0:37.72 -7
8	10	CLYDE Boris Thornton	8	64.6 1200m	0:11.64 1200m	0:13.46 [4] (0:13.46)	4.66L		0:38.01 -7
9	9	WAIRERE FALLS Bailey Wheeler	6	62.9 1400m	0:11.98 1200m	0:13.92 [11] (0:13.92)	10.96L		0:38.34 -6
10	4	KRONENBOURG Ryan Maloney	2	63.1 Overall	0:11.93 1200m	0:14.31 [8] (0:14.31)	11.97L		0:39.08 -14

Scratched: Binding (#11), Bettcha The Crown (#1)

[] Ranking at each section and finish
 -:-:- No data available at this section
 NA No data available

SCN Saddle cloth number
 DNF Did not finish
 DNT Did not track



Doomben QLD Professional
Race 6: VALE PAT DUFF Class 6 Handicap - 1630m
30 November 2024 - 15:18



Track Rating: Heavy 10, Weather: Showers, Rail Position: +4.5m Entire

Section		200m		Last 600m		
Field Times		0:12.91 (0:12.91)		0:37.54		
Rank	TAB Horse/Jockey	Barrier	Top Speed [km/h]	Fastest Section	Margin	Distance Travelled [m]
11	5 FELIX THE SCAT	10	62.6	0:11.88	0:15.07 [10]	17.15L
	Kyle Wilson-Taylor		1400m	1400m	(0:15.07)	0:39.40 +0

Scratched: Binding (#11), Bettcha The Crown (#1)

[] Ranking at each section and finish
 -:-:- No data available at this section
 NA No data available

SCN Saddle cloth number
 DNF Did not finish
 DNT Did not track



Horse/Jockey Name	Poetic Drama
Final Rank	1
Fastest Section Time (Section)	0:11.84 (400m)
Top Speed [km/h] (Section)	64.0 (Overall)
Race State	Finished



Doomben QLD Professional

Race 6: VALE PAT DUFF Class 6 Handicap - 1630m

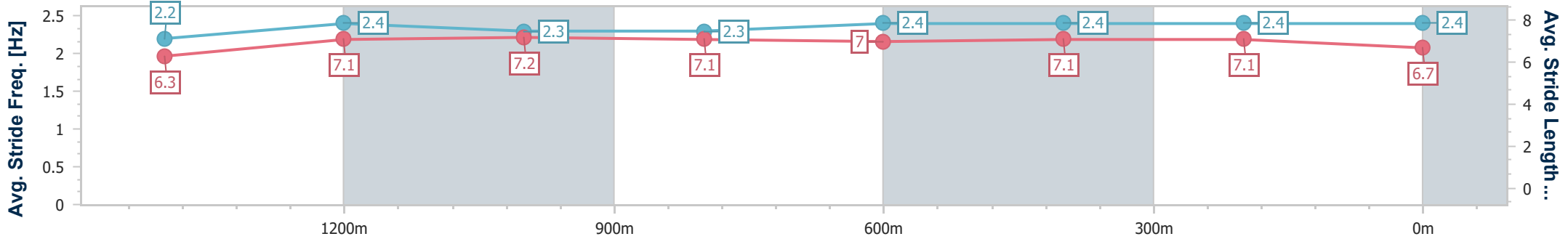
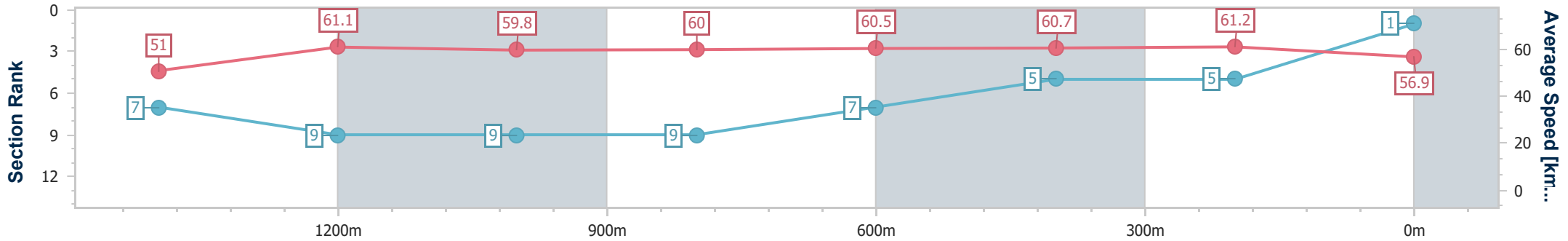
30 November 2024 - 15:18

Track Rating: Heavy 10, Weather: Showers, Rail Position: +4.5m Entire



BRISBANE RACING CLUB

Section	Overall	1400m	1200m	1000m	800m	600m	400m	200m
Section Times	1:41.16 [1] (0:16.28)	1:24.88 [7] (0:12.10)	1:12.78 [9] (0:12.08)	1:00.70 [9] (0:12.06)	0:48.64 [9] (0:11.99)	0:36.65 [7] (0:12.14)	0:24.51 [5] (0:11.84)	0:12.67 [5] (0:12.67)
Average Speed [km/h]	51.0	61.1	59.8	60.0	60.5	60.7	61.2	56.9
Top Speed [km/h]	64.0	63.7	60.9	61.0	61.4	62.3	63.5	59.9
Avg. Dist. to Rail [m]	6.4	4.3	4.5	3.0	1.6	4.0	5.8	6.8
Avg. Stride Freq. [Hz]	2.2	2.4	2.3	2.3	2.4	2.4	2.4	2.4
Avg. Stride Length [m]	6.3	7.1	7.2	7.1	7.0	7.1	7.1	6.7



- [] Ranking at each section and finish
- .-.- No data available at this section
- NA No data available



Horse/Jockey Name	Miss Joelene
Final Rank	2
Fastest Section Time (Section)	0:11.66 (400m)
Top Speed [km/h] (Section)	64.0 (400m)
Race State	Finished



Doomben QLD Professional

Race 6: VALE PAT DUFF Class 6 Handicap - 1630m

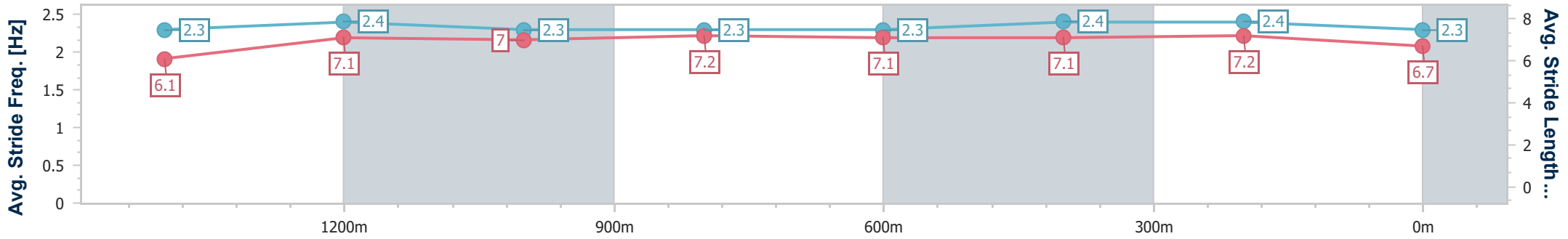
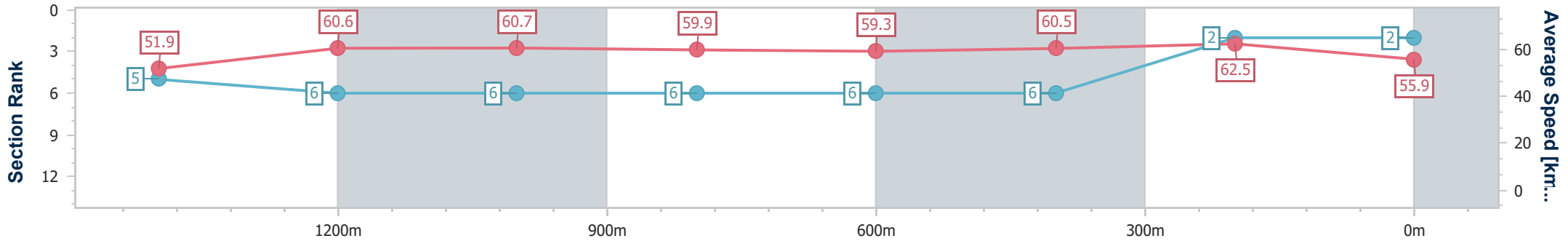
30 November 2024 - 15:18

Track Rating: Heavy 10, Weather: Showers, Rail Position: +4.5m Entire



BRISBANE RACING CLUB

Section	Overall	1400m	1200m	1000m	800m	600m	400m	200m
Section Times	1:41.22 [2] (0:15.94)	1:25.28 [5] (0:12.25)	1:13.03 [6] (0:11.90)	1:01.13 [6] (0:12.09)	0:49.04 [6] (0:12.28)	0:36.76 [6] (0:12.22)	0:24.54 [6] (0:11.66)	0:12.88 [2] (0:12.88)
Average Speed [km/h]	51.9	60.6	60.7	59.9	59.3	60.5	62.5	55.9
Top Speed [km/h]	63.0	62.0	61.6	60.8	60.4	63.0	64.0	60.6
Avg. Dist. to Rail [m]	1.3	4.7	5.0	2.6	3.0	4.9	5.8	5.6
Avg. Stride Freq. [Hz]	2.3	2.4	2.3	2.3	2.3	2.4	2.4	2.3
Avg. Stride Length [m]	6.1	7.1	7.0	7.2	7.1	7.1	7.2	6.7



- [] Ranking at each section and finish
- .-.- No data available at this section
- NA No data available



Horse/Jockey Name	Logan Street Lion
Final Rank	3
Fastest Section Time (Section)	0:11.80 (400m)
Top Speed [km/h] (Section)	62.8 (400m)
Race State	Finished



Doomben QLD Professional

Race 6: VALE PAT DUFF Class 6 Handicap - 1630m

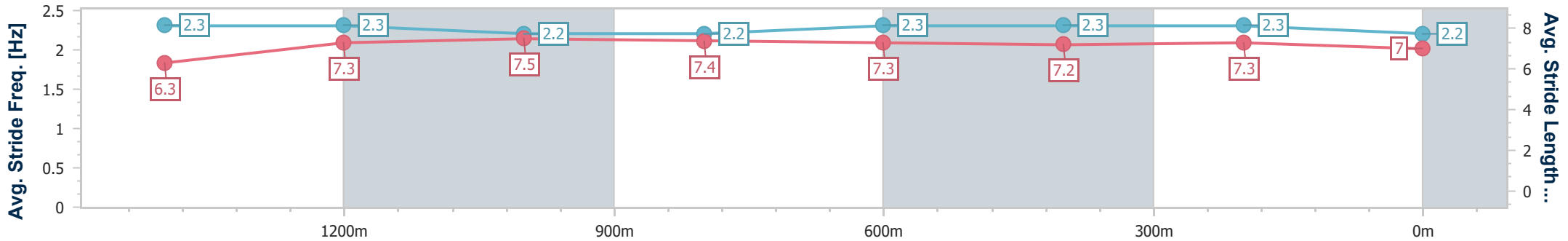
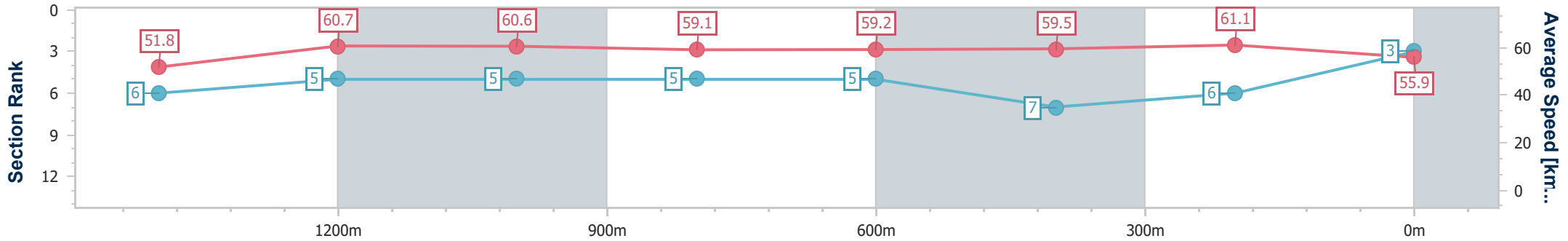
30 November 2024 - 15:18

Track Rating: Heavy 10, Weather: Showers, Rail Position: +4.5m Entire



BRISBANE RACING CLUB

Section	Overall	1400m	1200m	1000m	800m	600m	400m	200m
Section Times	1:41.40 [3] (0:15.95)	1:25.45 [6] (0:11.97)	1:13.48 [5] (0:11.86)	1:01.62 [5] (0:12.18)	0:49.44 [5] (0:12.38)	0:37.06 [5] (0:12.35)	0:24.71 [7] (0:11.80)	0:12.91 [6] (0:12.91)
Average Speed [km/h]	51.8	60.7	60.6	59.1	59.2	59.5	61.1	55.9
Top Speed [km/h]	62.0	61.5	62.6	60.0	60.0	61.7	62.8	58.7
Avg. Dist. to Rail [m]	1.0	1.7	2.7	0.4	3.9	3.7	1.4	0.8
Avg. Stride Freq. [Hz]	2.3	2.3	2.2	2.2	2.3	2.3	2.3	2.2
Avg. Stride Length [m]	6.3	7.3	7.5	7.4	7.3	7.2	7.3	7.0



- [] Ranking at each section and finish
- .-.-.- No data available at this section
- NA No data available



Horse/Jockey Name	Pipistrelle
Final Rank	4
Fastest Section Time (Section)	0:11.72 (1200m)
Top Speed [km/h] (Section)	66.6 (Overall)
Race State	Finished



Doomben QLD Professional

Race 6: VALE PAT DUFF Class 6 Handicap - 1630m

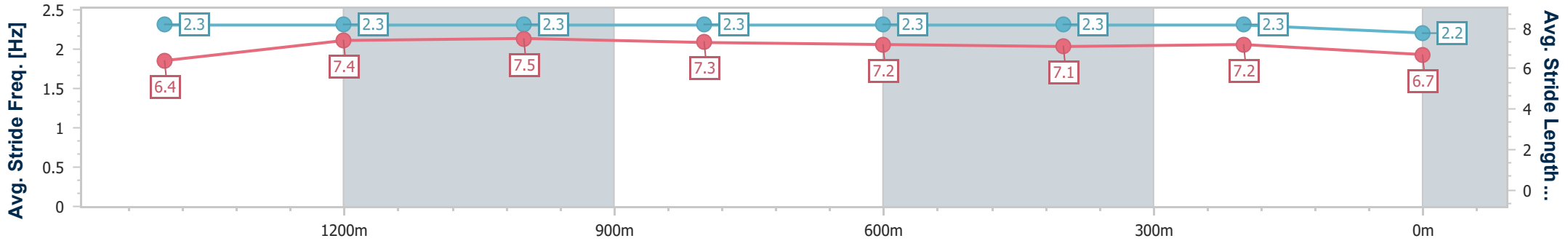
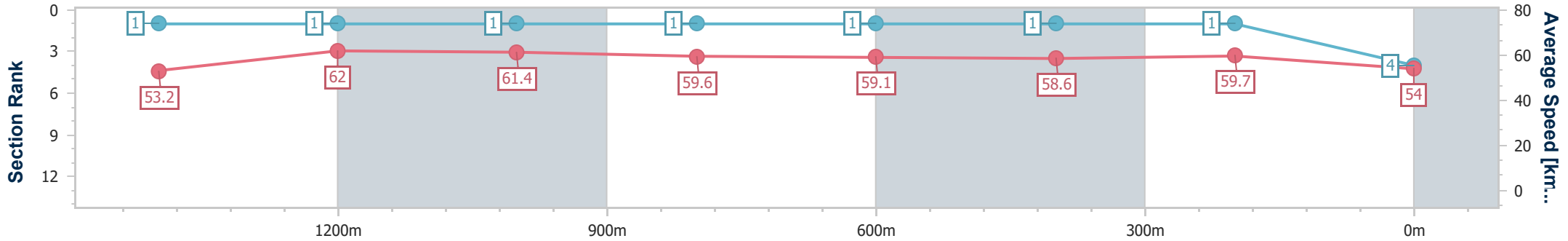
30 November 2024 - 15:18

Track Rating: Heavy 10, Weather: Showers, Rail Position: +4.5m Entire



BRISBANE RACING CLUB

Section	Overall	1400m	1200m	1000m	800m	600m	400m	200m
Section Times	1:41.59 [4] (0:15.57)	1:26.02 [1] (0:12.00)	1:14.02 [1] (0:11.72)	1:02.30 [1] (0:12.09)	0:50.21 [1] (0:12.24)	0:37.97 [1] (0:12.54)	0:25.43 [1] (0:12.09)	0:13.34 [1] (0:13.34)
Average Speed [km/h]	53.2	62.0	61.4	59.6	59.1	58.6	59.7	54.0
Top Speed [km/h]	66.6	63.0	62.4	60.4	59.7	59.9	61.4	58.0
Avg. Dist. to Rail [m]	1.7	5.0	3.7	1.0	1.6	3.6	1.5	3.7
Avg. Stride Freq. [Hz]	2.3	2.3	2.3	2.3	2.3	2.3	2.3	2.2
Avg. Stride Length [m]	6.4	7.4	7.5	7.3	7.2	7.1	7.2	6.7



- [] Ranking at each section and finish
- .-.- No data available at this section
- NA No data available



Horse/Jockey Name	Red Top
Final Rank	5
Fastest Section Time (Section)	0:12.03 (1000m)
Top Speed [km/h] (Section)	63.3 (1400m)
Race State	Finished



Doomben QLD Professional

Race 6: VALE PAT DUFF Class 6 Handicap - 1630m

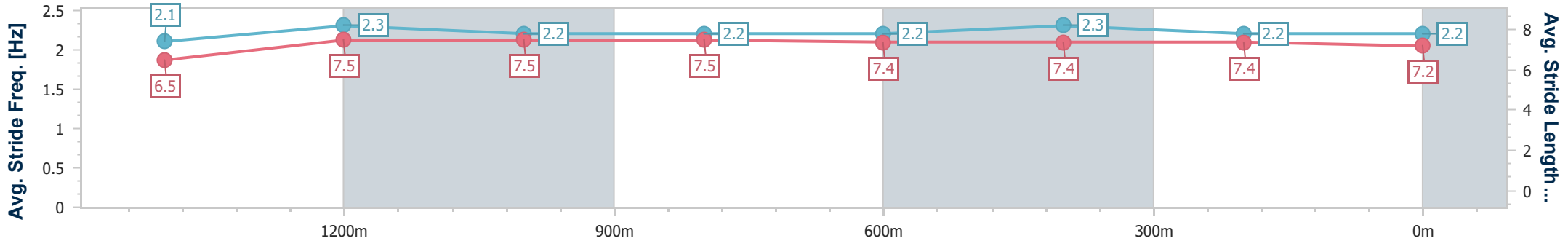
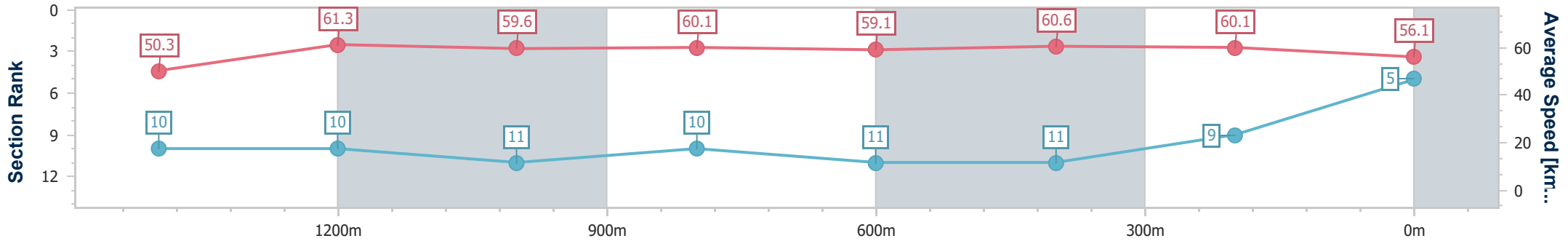
30 November 2024 - 15:18

Track Rating: Heavy 10, Weather: Showers, Rail Position: +4.5m Entire



BRISBANE RACING CLUB

Section	Overall	1400m	1200m	1000m	800m	600m	400m	200m						
Section Times	1:41.82 [5] (0:16.51)	1:25.31 [10] (0:12.06)	1:13.25 [10] (0:12.06)	1:01.19 [11] (0:12.03)	0:49.16 [10] (0:12.16)	0:37.00 [11] (0:12.10)	0:24.90 [11] (0:12.03)	0:12.87 [9] (0:12.87)						
Average Speed [km/h]	50.3	61.3	59.6	60.1	59.1	60.6	60.1	56.1						
Top Speed [km/h]	62.3	63.3	61.5	61.6	60.3	61.9	61.7	60.4						
Avg. Dist. to Rail [m]	4.5	3.7	3.8	1.6	0.4	2.7	4.6	7.1						
Avg. Stride Freq. [Hz]	2.1	2.3	2.2	2.2	2.2	2.3	2.2	2.2						
Avg. Stride Length [m]	6.5	7.5	7.5	7.5	7.4	7.4	7.4	7.2						



- [] Ranking at each section and finish
- .-.-.- No data available at this section
- NA No data available



Horse/Jockey Name	Brookhaven
Final Rank	6
Fastest Section Time (Section)	0:11.89 (1200m)
Top Speed [km/h] (Section)	62.0 (Overall)
Race State	Finished



Doomben QLD Professional

Race 6: VALE PAT DUFF Class 6 Handicap - 1630m

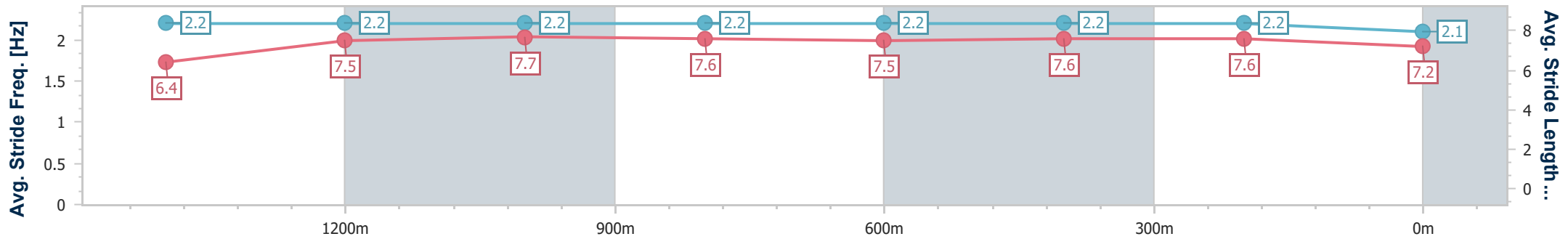
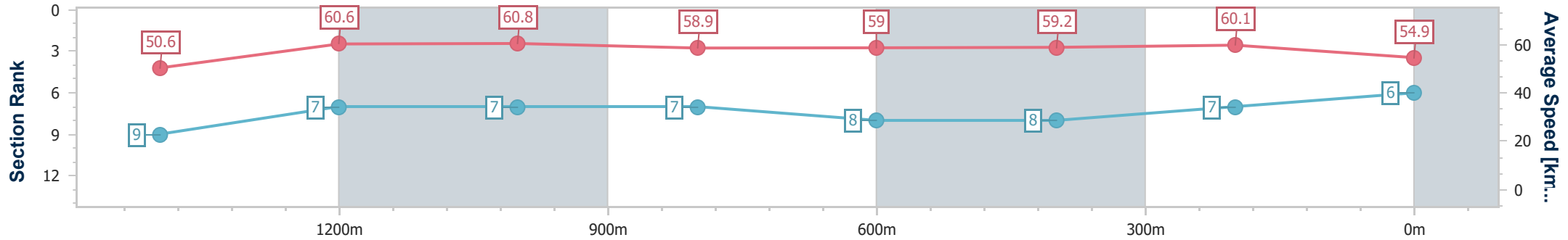
30 November 2024 - 15:18

Track Rating: Heavy 10, Weather: Showers, Rail Position: +4.5m Entire



BRISBANE RACING CLUB

Section	Overall	1400m	1200m	1000m	800m	600m	400m	200m
Section Times	1:41.89 [6] (0:16.35)	1:25.54 [9] (0:11.91)	1:13.63 [7] (0:11.89)	1:01.74 [7] (0:12.23)	0:49.51 [7] (0:12.28)	0:37.23 [8] (0:12.13)	0:25.10 [8] (0:12.00)	0:13.10 [7] (0:13.10)
Average Speed [km/h]	50.6	60.6	60.8	58.9	59.0	59.2	60.1	54.9
Top Speed [km/h]	62.0	61.5	61.2	60.1	59.8	59.9	60.8	58.9
Avg. Dist. to Rail [m]	1.7	0.5	1.1	1.0	0.6	0.2	1.6	6.0
Avg. Stride Freq. [Hz]	2.2	2.2	2.2	2.2	2.2	2.2	2.2	2.1
Avg. Stride Length [m]	6.4	7.5	7.7	7.6	7.5	7.6	7.6	7.2



- [] Ranking at each section and finish
- .-.- No data available at this section
- NA No data available



Horse/Jockey Name	Twigman
Final Rank	7
Fastest Section Time (Section)	0:11.83 (1200m)
Top Speed [km/h] (Section)	63.4 (1400m)
Race State	Finished



Doomben QLD Professional

Race 6: VALE PAT DUFF Class 6 Handicap - 1630m

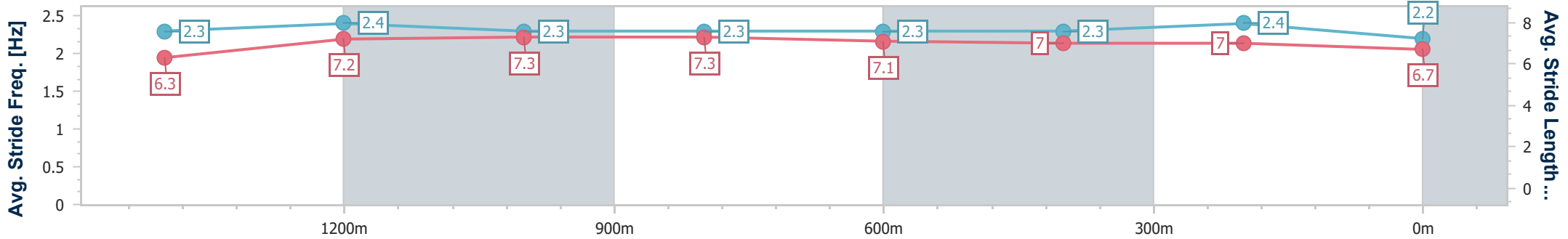
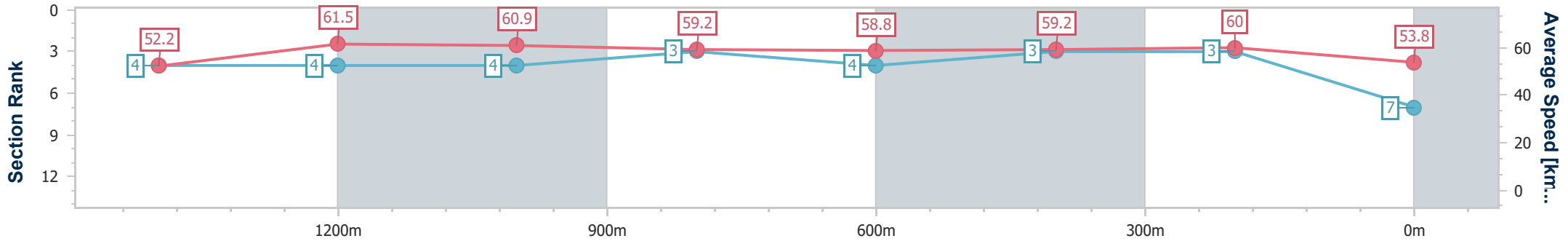
30 November 2024 - 15:18

Track Rating: Heavy 10, Weather: Showers, Rail Position: +4.5m Entire



BRISBANE RACING CLUB

Section	Overall	1400m	1200m	1000m	800m	600m	400m	200m
Section Times	1:41.89 [7] (0:15.89)	1:26.00 [4] (0:11.99)	1:14.01 [4] (0:11.83)	1:02.18 [4] (0:12.21)	0:49.97 [3] (0:12.25)	0:37.72 [4] (0:12.26)	0:25.46 [3] (0:12.05)	0:13.41 [3] (0:13.41)
Average Speed [km/h]	52.2	61.5	60.9	59.2	58.8	59.2	60.0	53.8
Top Speed [km/h]	61.8	63.4	61.9	60.6	59.8	60.3	60.8	58.4
Avg. Dist. to Rail [m]	3.4	3.9	3.4	1.6	0.4	1.4	2.1	3.7
Avg. Stride Freq. [Hz]	2.3	2.4	2.3	2.3	2.3	2.3	2.4	2.2
Avg. Stride Length [m]	6.3	7.2	7.3	7.3	7.1	7.0	7.0	6.7



- [] Ranking at each section and finish
- .-.- No data available at this section
- NA No data available



Horse/Jockey Name	Clyde
Final Rank	8
Fastest Section Time (Section)	0:11.64 (1200m)
Top Speed [km/h] (Section)	64.6 (1200m)
Race State	Finished



Doomben QLD Professional

Race 6: VALE PAT DUFF Class 6 Handicap - 1630m

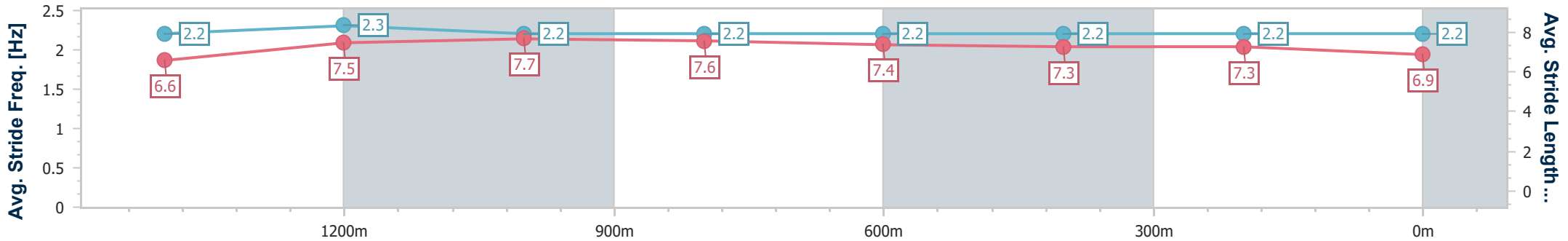
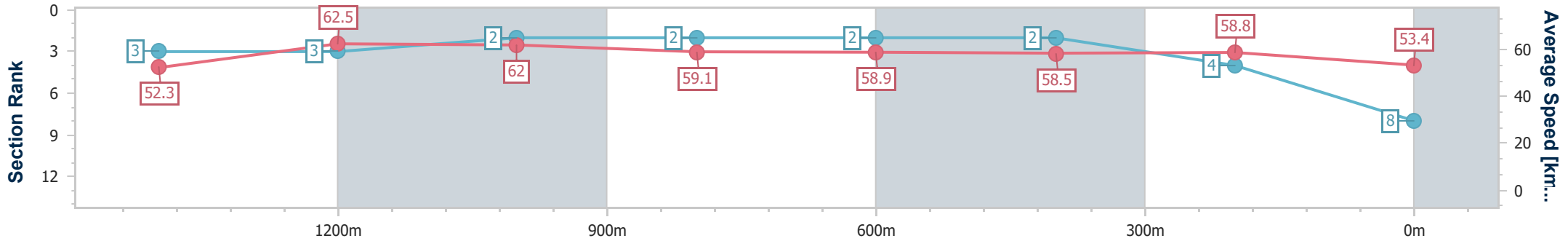
30 November 2024 - 15:18

Track Rating: Heavy 10, Weather: Showers, Rail Position: +4.5m Entire



BRISBANE RACING CLUB

Section	Overall	1400m	1200m	1000m	800m	600m	400m	200m
Section Times	1:41.95 [8] (0:15.89)	1:26.06 [3] (0:11.92)	1:14.14 [3] (0:11.64)	1:02.50 [2] (0:12.22)	0:50.28 [2] (0:12.27)	0:38.01 [2] (0:12.31)	0:25.70 [2] (0:12.24)	0:13.46 [4] (0:13.46)
Average Speed [km/h]	52.3	62.5	62.0	59.1	58.9	58.5	58.8	53.4
Top Speed [km/h]	62.8	63.1	64.6	60.3	59.9	60.1	59.8	57.4
Avg. Dist. to Rail [m]	5.0	5.6	3.8	2.1	0.4	0.2	0.8	1.9
Avg. Stride Freq. [Hz]	2.2	2.3	2.2	2.2	2.2	2.2	2.2	2.2
Avg. Stride Length [m]	6.6	7.5	7.7	7.6	7.4	7.3	7.3	6.9



- [] Ranking at each section and finish
- .-.- No data available at this section
- NA No data available



Horse/Jockey Name	Wairere Falls
Final Rank	9
Fastest Section Time (Section)	0:11.98 (1200m)
Top Speed [km/h] (Section)	62.9 (1400m)
Race State	Finished



Doomben QLD Professional

Race 6: VALE PAT DUFF Class 6 Handicap - 1630m

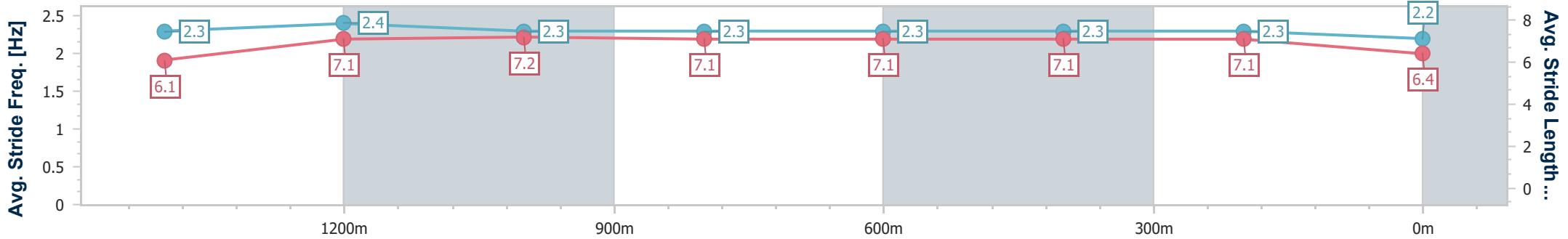
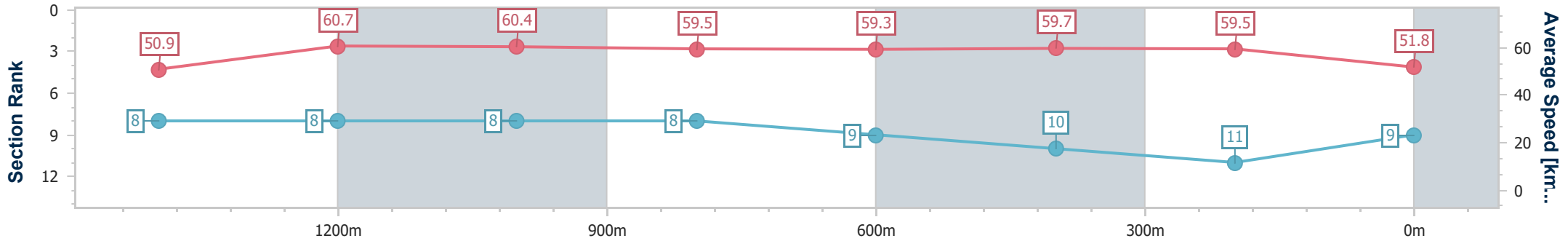
30 November 2024 - 15:18

Track Rating: Heavy 10, Weather: Showers, Rail Position: +4.5m Entire



BRISBANE RACING CLUB

Section	Overall	1400m	1200m	1000m	800m	600m	400m	200m						
Section Times	1:43.02 [9] (0:16.31)	1:26.71 [8] (0:12.04)	1:14.67 [8] (0:11.98)	1:02.69 [8] (0:12.12)	0:50.57 [8] (0:12.23)	0:38.34 [9] (0:12.23)	0:26.11 [10] (0:12.19)	0:13.92 [11] (0:13.92)						
Average Speed [km/h]	50.9	60.7	60.4	59.5	59.3	59.7	59.5	51.8						
Top Speed [km/h]	62.5	62.9	61.4	60.5	60.4	60.9	61.3	56.6						
Avg. Dist. to Rail [m]	2.7	3.0	3.5	1.3	1.2	2.8	3.4	2.5						
Avg. Stride Freq. [Hz]	2.3	2.4	2.3	2.3	2.3	2.3	2.3	2.2						
Avg. Stride Length [m]	6.1	7.1	7.2	7.1	7.1	7.1	7.1	6.4						



- [] Ranking at each section and finish
- .-.- No data available at this section
- NA No data available



Horse/Jockey Name	Kronenbourg
Final Rank	10
Fastest Section Time (Section)	0:11.93 (1200m)
Top Speed [km/h] (Section)	63.1 (Overall)
Race State	Finished



Doomben QLD Professional

Race 6: VALE PAT DUFF Class 6 Handicap - 1630m

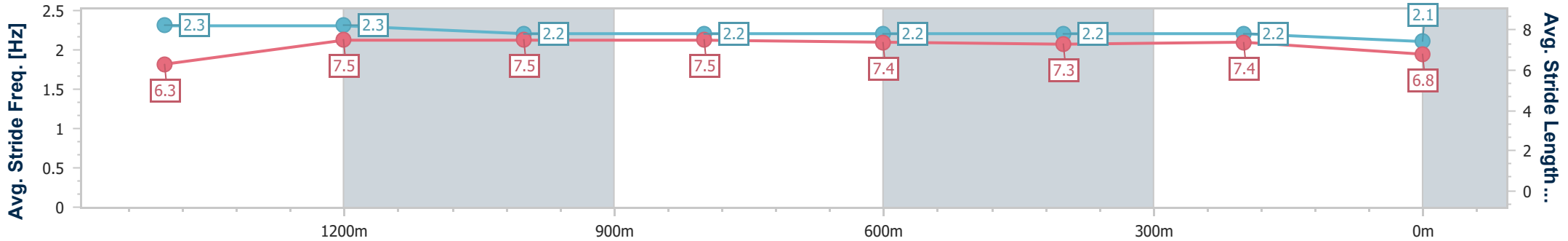
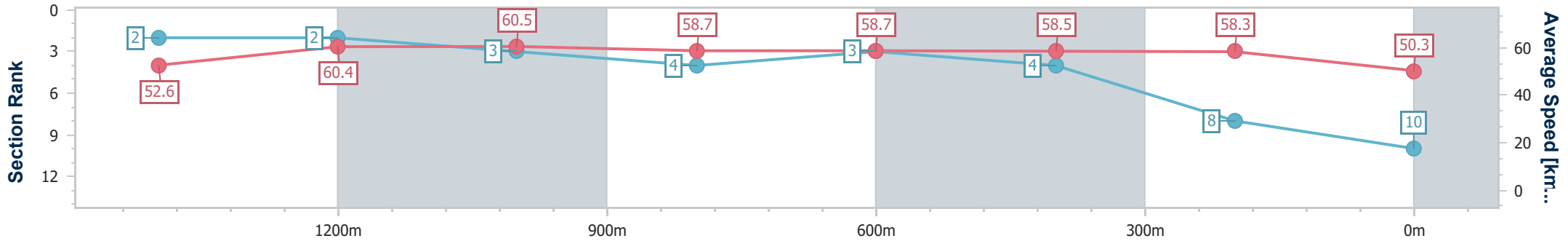
30 November 2024 - 15:18

Track Rating: Heavy 10, Weather: Showers, Rail Position: +4.5m Entire



BRISBANE RACING CLUB

Section	Overall	1400m	1200m	1000m	800m	600m	400m	200m
Section Times	1:43.20 [10] (0:15.74)	1:27.46 [2] (0:11.99)	1:15.47 [2] (0:11.93)	1:03.54 [3] (0:12.28)	0:51.26 [4] (0:12.18)	0:39.08 [3] (0:12.42)	0:26.66 [4] (0:12.35)	0:14.31 [8] (0:14.31)
Average Speed [km/h]	52.6	60.4	60.5	58.7	58.7	58.5	58.3	50.3
Top Speed [km/h]	63.1	61.3	61.3	59.7	59.8	59.0	59.5	55.6
Avg. Dist. to Rail [m]	0.7	1.7	2.0	0.6	0.9	1.1	0.6	2.5
Avg. Stride Freq. [Hz]	2.3	2.3	2.2	2.2	2.2	2.2	2.2	2.1
Avg. Stride Length [m]	6.3	7.5	7.5	7.5	7.4	7.3	7.4	6.8



- [] Ranking at each section and finish
- .-.- No data available at this section
- NA No data available



Horse/Jockey Name	Felix The Scat
Final Rank	11
Fastest Section Time (Section)	0:11.88 (1400m)
Top Speed [km/h] (Section)	62.6 (1400m)
Race State	Finished



Doomben QLD Professional

Race 6: VALE PAT DUFF Class 6 Handicap - 1630m

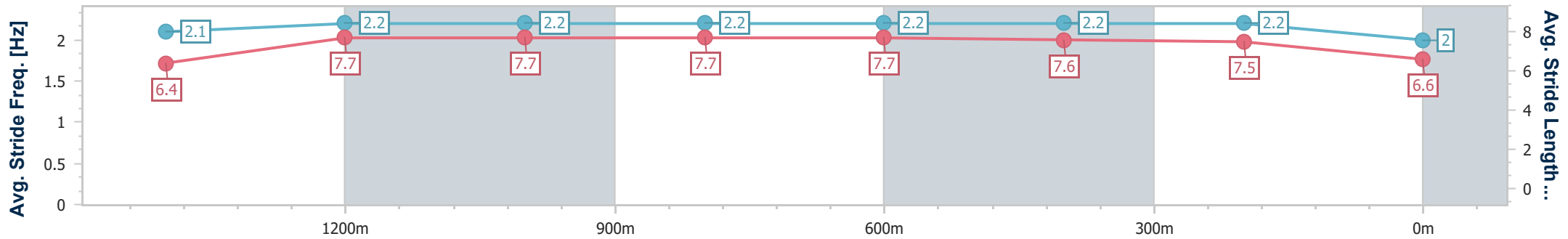
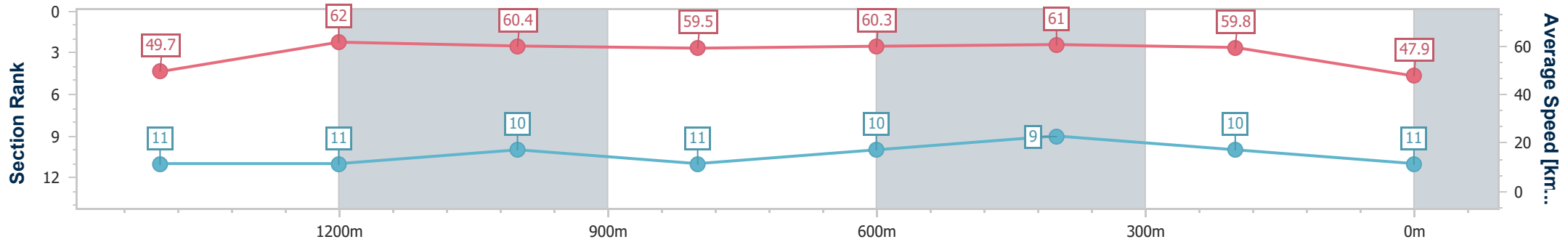
30 November 2024 - 15:18

Track Rating: Heavy 10, Weather: Showers, Rail Position: +4.5m Entire



BRISBANE RACING CLUB

Section	Overall	1400m	1200m	1000m	800m	600m	400m	200m
Section Times	1:44.08 [11] (0:16.71)	1:27.37 [11] (0:11.88)	1:15.49 [11] (0:11.94)	1:03.55 [10] (0:12.17)	0:51.38 [11] (0:11.98)	0:39.40 [10] (0:12.18)	0:27.22 [9] (0:12.15)	0:15.07 [10] (0:15.07)
Average Speed [km/h]	49.7	62.0	60.4	59.5	60.3	61.0	59.8	47.9
Top Speed [km/h]	61.8	62.6	61.7	61.4	61.7	61.8	61.2	57.1
Avg. Dist. to Rail [m]	5.3	3.6	3.4	2.2	1.6	5.2	6.2	7.9
Avg. Stride Freq. [Hz]	2.1	2.2	2.2	2.2	2.2	2.2	2.2	2.0
Avg. Stride Length [m]	6.4	7.7	7.7	7.7	7.7	7.6	7.5	6.6



- [] Ranking at each section and finish
- .-.- No data available at this section
- NA No data available