



Doomben QLD Professional

Race 3: XXXX COUNTRY STAMPEDE (FINAL) NO METRO WINS LAST 2 YEARS - 1110m

30 November 2024 - 13:29



BRISBANE
RACING CLUB

Track Rating: Heavy 10, Weather: Showers, Rail Position: +4.5m Entire

Section		Overall	1000m	800m	600m	400m	200m	Last 600m					
Field Times		1:06.09 (0:08.16)	0:57.93 (0:10.62)	0:47.31 (0:11.08)	0:36.23 (0:11.57)	0:24.66 (0:11.71)	0:12.95 (0:12.95)	0:36.23					
Rank	TAB Horse/Jockey	Barrier	Top Speed [km/h]	Fastest Section						Margin	Distance Travelled [m]		
1	7 LILY ALLEZ Nikki Olzard	6	69.6	0:08.19	1:06.09 [1] (0:08.19)	0:57.90 [2] (0:10.59)	0:47.31 [1] (0:11.08)	0:36.23 [1] (0:11.57)	0:24.66 [1] (0:11.71)	0:12.95 [1] (0:12.95)	1:06.09	0:36.23	
2	3 THE HANGER CAT James Orman	3	68.5	0:08.49	1:06.17 [2] (0:08.49)	0:57.68 [10] (0:10.91)	0:46.77 [7] (0:11.33)	0:35.44 [7] (0:11.48)	0:23.96 [6] (0:11.51)	0:12.45 [4] (0:12.45)	0.45L	0:35.44	+9
3	11 MASTERPLAN Justin Stanley	5	67.6	0:08.22	1:06.22 [3] (0:08.22)	0:58.00 [3] (0:10.93)	0:47.07 [4] (0:11.22)	0:35.85 [4] (0:11.59)	0:24.26 [4] (0:11.59)	0:12.67 [3] (0:12.67)	0.77L	0:35.85	+1
4	12 WITHOUT SHAME Robbie Dolan	1	67.0	0:08.72	1:06.32 [4] (0:08.72)	0:57.60 [12] (0:10.97)	0:46.63 [11] (0:11.22)	0:35.41 [11] (0:11.52)	0:23.89 [8] (0:11.56)	0:12.33 [6] (0:12.33)	1.31L	0:35.41	+2
5	13 CITY CHICK Nikita Beriman	14	69.2	0:08.22	1:06.63 [5] (0:08.22)	0:58.41 [4] (0:10.61)	0:47.80 [2] (0:11.09)	0:36.71 [2] (0:11.67)	0:25.04 [2] (0:11.80)	0:13.24 [2] (0:13.24)	3.17L	0:36.71	+7
6	14 SMILING ZAC Angela Jones	9	66.0	0:08.84	1:07.07 [6] (0:08.84)	0:58.23 [15] (0:11.14)	0:47.09 [15] (0:11.39)	0:35.70 [15] (0:11.61)	0:24.09 [15] (0:11.59)	0:12.50 [13] (0:12.50)	5.77L	0:35.70	+4
7	4 COCHRANE Ashley Butler	10	68.4	0:08.16	1:07.14 [7] (0:08.16)	0:58.98 [1] (0:10.82)	0:48.16 [3] (0:11.34)	0:36.82 [3] (0:11.60)	0:25.22 [3] (0:11.81)	0:13.41 [5] (0:13.41)	6.13L	0:36.82	+1
8	16 CAPTAIN FOX Andrew Mallyon	4	66.7	0:08.45	1:07.22 [8] (0:08.45)	0:58.77 [8] (0:11.06)	0:47.71 [8] (0:11.31)	0:36.40 [8] (0:11.53)	0:24.87 [7] (0:11.75)	0:13.12 [7] (0:13.12)	6.6L	0:36.40	+2
9	8 MEDIA EMPIRE Kyle Wilson-Taylor	11	66.4	0:08.77	1:07.49 [9] (0:08.77)	0:58.72 [14] (0:11.08)	0:47.64 [14] (0:11.39)	0:36.25 [14] (0:11.46)	0:24.79 [14] (0:11.79)	0:13.00 [12] (0:13.00)	8.22L	0:36.25	+1
10	6 KALASHNIKOV Jason Missen	2	67.8	0:08.33	1:07.62 [10] (0:08.33)	0:59.29 [5] (0:10.86)	0:48.43 [5] (0:11.28)	0:37.15 [5] (0:11.72)	0:25.43 [5] (0:11.93)	0:13.50 [8] (0:13.50)	8.97L	0:37.15	+1

Scratched: Kudu (#18), Grand de Lago (#9), Fanaar (#20), Chickerartie (#17), Diggity (#19)

Report Created: Sat 30 November 2024 13:44 GMT (Note: Timing is based on position data)

Page 1/17

[] Ranking at each section and finish
 -:-:- No data available at this section
 NA No data available
 SCN Saddle cloth number
 DNF Did not finish
 DNT Did not track

data processed by TRIPLESDATA



Doomben QLD Professional
Race 3: XXXX COUNTRY STAMPEDE (FINAL) NO METRO WINS LAST 2 YEARS - 1110m
30 November 2024 - 13:29



BRISBANE
RACING CLUB

Track Rating: Heavy 10, Weather: Showers, Rail Position: +4.5m Entire

Section		Overall	1000m	800m	600m	400m	200m	Last 600m					
Field Times		1:06.09 (0:08.16)	0:57.93 (0:10.62)	0:47.31 (0:11.08)	0:36.23 (0:11.57)	0:24.66 (0:11.71)	0:12.95 (0:12.95)	0:36.23					
Rank	TAB Horse/Jockey	Barrier	Top Speed [km/h]	Fastest Section								Margin	Distance Travelled [m]
11	1 HAN DYNASTY Corey Bayliss	7	66.5 1000m	0:08.49 Overall	1:07.82 [11] (0:08.49)	0:59.33 [9] (0:11.14)	0:48.19 [10] (0:11.20)	0:36.99 [9] (0:11.79)	0:25.20 [12] (0:12.00)	0:13.20 [15] (0:13.20)	10.13L	0:36.99	+9
12	10 LOUD NOISE Damien Thornton	15	66.8 1000m	0:08.45 Overall	1:07.99 [12] (0:08.45)	0:59.54 [7] (0:11.11)	0:48.43 [9] (0:11.33)	0:37.10 [10] (0:11.69)	0:25.41 [10] (0:11.90)	0:13.51 [11] (0:13.51)	11.13L	0:37.10	+12
13	2 COAT OF ARMS Justin Huxtable	8	68.4 1000m	0:08.43 Overall	1:08.05 [13] (0:08.43)	0:59.62 [6] (0:10.78)	0:48.84 [6] (0:11.35)	0:37.49 [6] (0:11.88)	0:25.61 [9] (0:11.95)	0:13.66 [10] (0:13.66)	11.53L	0:37.49	+8
14	5 RUBY JULY Les Tilley	12	67.3 800m	0:08.69 Overall	1:08.09 [14] (0:08.69)	0:59.40 [11] (0:11.13)	0:48.27 [12] (0:11.16)	0:37.11 [12] (0:11.63)	0:25.48 [11] (0:11.72)	0:13.76 [9] (0:13.76)	11.72L	0:37.11	+8
15	15 ENABLER Samantha Collett	13	66.7 1000m	0:08.74 Overall	1:08.43 [15] (0:08.74)	0:59.69 [13] (0:11.08)	0:48.61 [12] (0:11.23)	0:37.38 [13] (0:11.64)	0:25.74 [13] (0:11.93)	0:13.81 [14] (0:13.81)	13.74L	0:37.38	+16

Scratched: Kudu (#18), Grand de Lago (#9), Fanaar (#20), Chickerartie (#17), Diggity (#19)

[] Ranking at each section and finish
 -:-:- No data available at this section
 NA No data available

SCN Saddle cloth number
 DNF Did not finish
 DNT Did not track



Horse/Jockey Name	Lily Allez
Final Rank	1
Fastest Section Time (Section)	0:08.19 (Overall)
Top Speed [km/h] (Section)	69.6 (1000m)
Race State	Finished

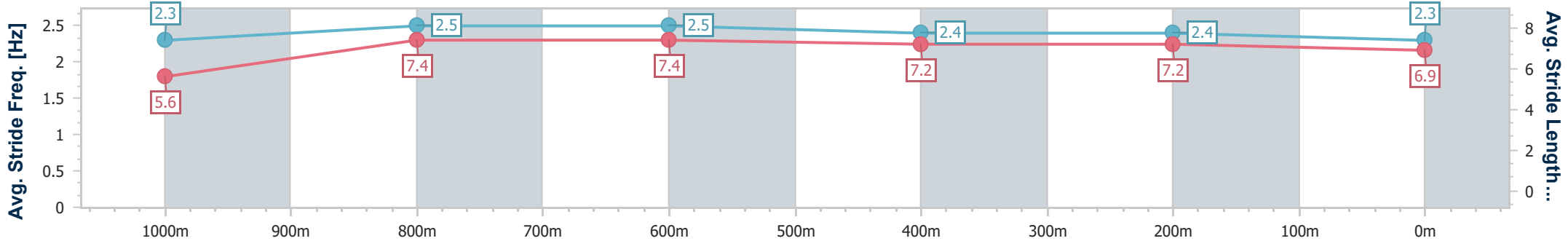
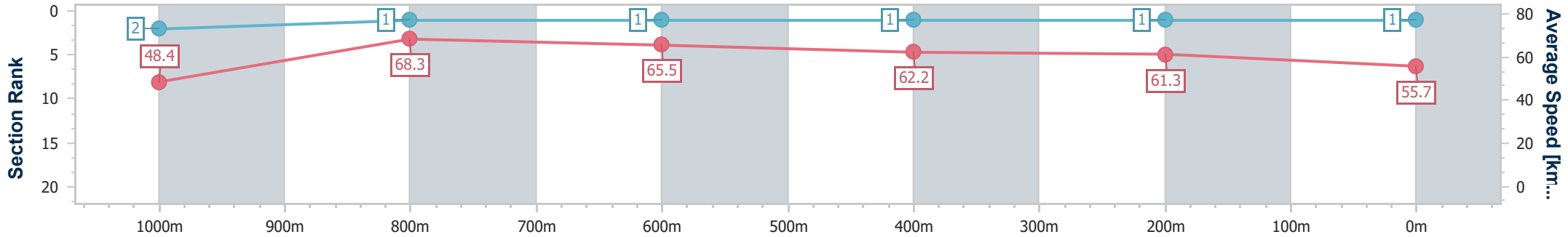


Doomben QLD Professional
Race 3: XXXX COUNTRY STAMPEDE (FINAL) NO METRO WINS
LAST 2 YEARS - 1110m
30 November 2024 - 13:29
Track Rating: Heavy 10, Weather: Showers, Rail Position: +4.5m
Entire



BRISBANE
RACING CLUB

Section	Overall	1000m	800m	600m	400m	200m
Section Times	1:06.09 [1] (0:08.19)	0:57.90 [2] (0:10.59)	0:47.31 [1] (0:11.08)	0:36.23 [1] (0:11.57)	0:24.66 [1] (0:11.71)	0:12.95 [1] (0:12.95)
Average Speed [km/h]	48.4	68.3	65.5	62.2	61.3	55.7
Top Speed [km/h]	66.6	69.6	66.6	64.6	62.7	60.0
Avg. Dist. to Rail [m]	6.0	2.2	1.0	0.5	0.9	3.7
Avg. Stride Freq. [Hz]	2.3	2.5	2.5	2.4	2.4	2.3
Avg. Stride Length [m]	5.6	7.4	7.4	7.2	7.2	6.9



- [] Ranking at each section and finish
- .-.- No data available at this section
- NA No data available



Horse/Jockey Name	The Hanger Cat
Final Rank	2
Fastest Section Time (Section)	0:08.49 (Overall)
Top Speed [km/h] (Section)	68.5 (1000m)
Race State	Finished

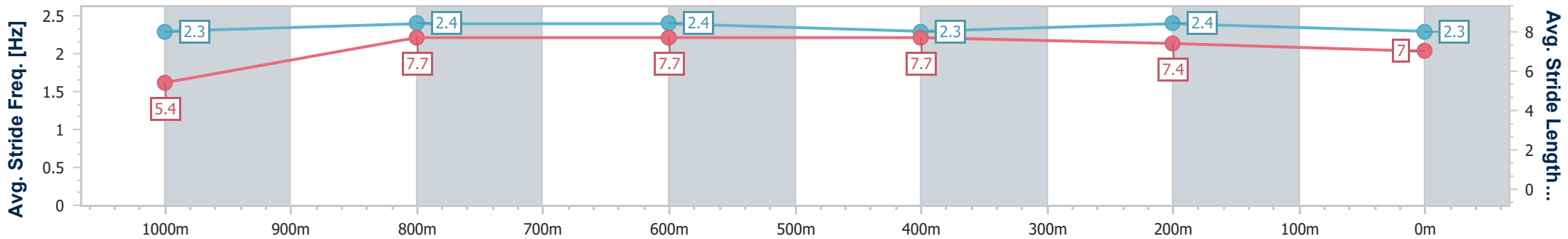
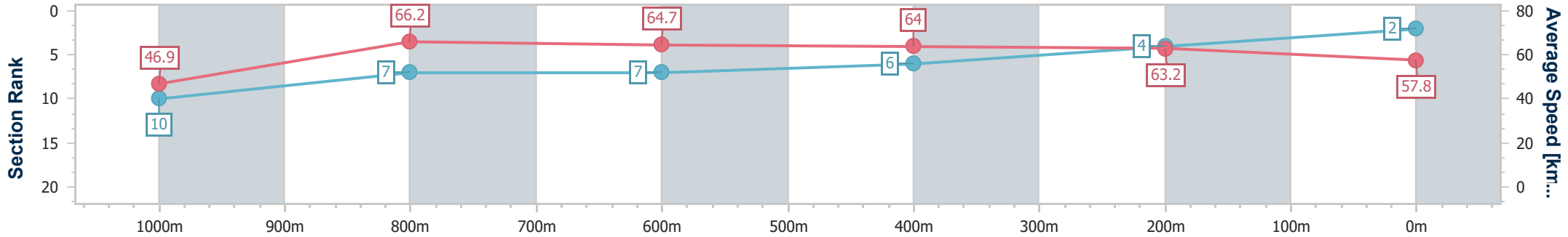


Doomben QLD Professional
Race 3: XXXX COUNTRY STAMPEDE (FINAL) NO METRO WINS
LAST 2 YEARS - 1110m
 30 November 2024 - 13:29
 Track Rating: Heavy 10, Weather: Showers, Rail Position: +4.5m
 Entire



BRISBANE
 RACING CLUB

Section	Overall	1000m	800m	600m	400m	200m
Section Times	1:06.17 [2] (0:08.49)	0:57.68 [10] (0:10.91)	0:46.77 [7] (0:11.33)	0:35.44 [7] (0:11.48)	0:23.96 [6] (0:11.51)	0:12.45 [4] (0:12.45)
Average Speed [km/h]	46.9	66.2	64.7	64.0	63.2	57.8
Top Speed [km/h]	65.2	68.5	65.6	66.2	64.4	61.2
Avg. Dist. to Rail [m]	3.7	2.1	3.5	3.4	6.7	7.4
Avg. Stride Freq. [Hz]	2.3	2.4	2.4	2.3	2.4	2.3
Avg. Stride Length [m]	5.4	7.7	7.7	7.7	7.4	7.0



- [] Ranking at each section and finish
- .-.- No data available at this section
- NA No data available



Horse/Jockey Name	Masterplan
Final Rank	3
Fastest Section Time (Section)	0:08.22 (Overall)
Top Speed [km/h] (Section)	67.6 (1000m)
Race State	Finished

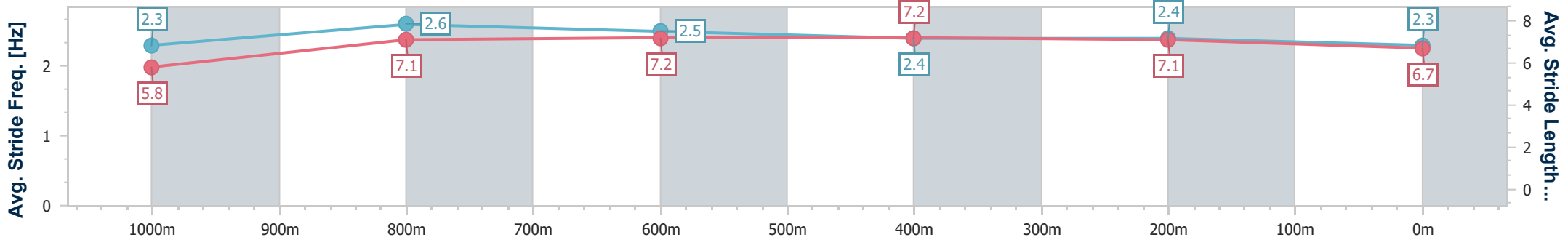
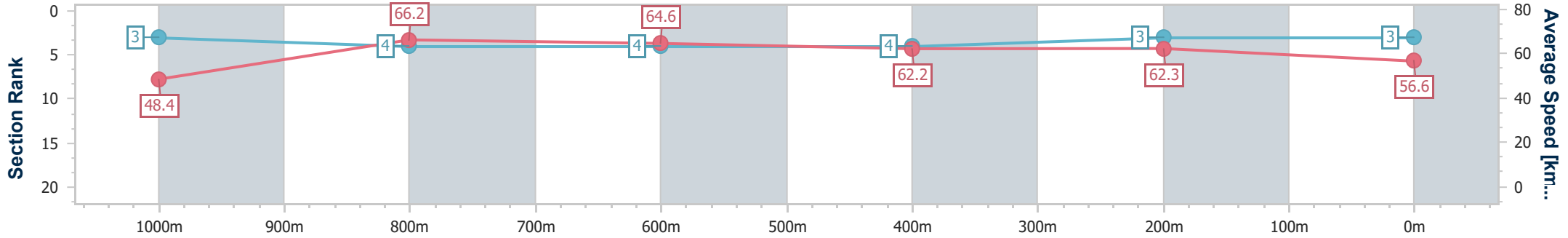


Doomben QLD Professional
Race 3: XXXX COUNTRY STAMPEDE (FINAL) NO METRO WINS
LAST 2 YEARS - 1110m
 30 November 2024 - 13:29
 Track Rating: Heavy 10, Weather: Showers, Rail Position: +4.5m
 Entire



BRISBANE
RACING CLUB

Section	Overall	1000m	800m	600m	400m	200m
Section Times	1:06.22 [3] (0:08.22)	0:58.00 [3] (0:10.93)	0:47.07 [4] (0:11.22)	0:35.85 [4] (0:11.59)	0:24.26 [4] (0:11.59)	0:12.67 [3] (0:12.67)
Average Speed [km/h]	48.4	66.2	64.6	62.2	62.3	56.6
Top Speed [km/h]	65.7	67.6	65.8	63.9	63.7	60.2
Avg. Dist. to Rail [m]	4.5	2.0	1.7	0.8	3.2	6.1
Avg. Stride Freq. [Hz]	2.3	2.6	2.5	2.4	2.4	2.3
Avg. Stride Length [m]	5.8	7.1	7.2	7.2	7.1	6.7



- [] Ranking at each section and finish
- .-.- No data available at this section
- NA No data available



Horse/Jockey Name	Without Shame
Final Rank	4
Fastest Section Time (Section)	0:08.72 (Overall)
Top Speed [km/h] (Section)	67.0 (1000m)
Race State	Finished

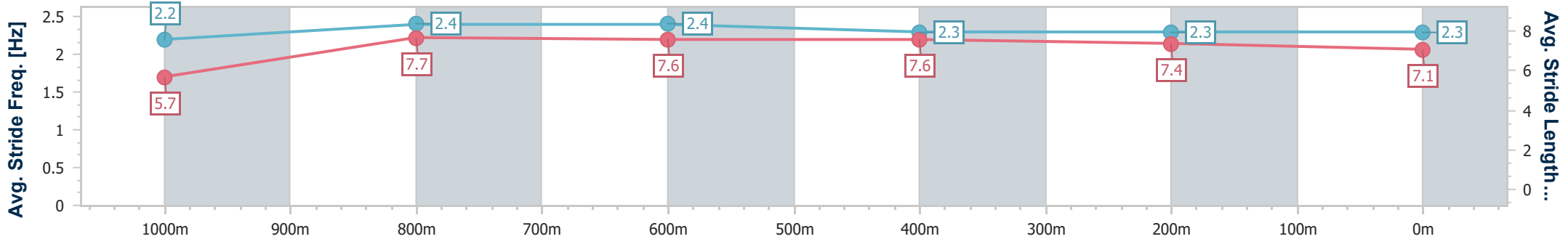
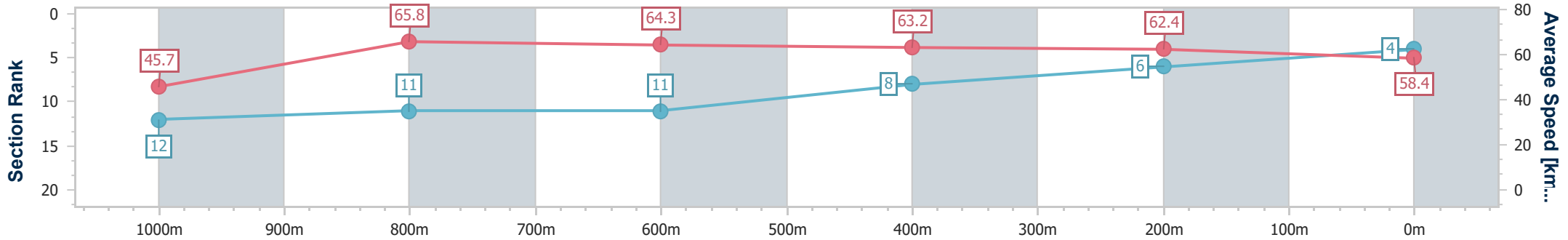


Doomben QLD Professional
Race 3: XXXX COUNTRY STAMPEDE (FINAL) NO METRO WINS
LAST 2 YEARS - 1110m
30 November 2024 - 13:29
Track Rating: Heavy 10, Weather: Showers, Rail Position: +4.5m
Entire



BRISBANE
RACING CLUB

Section	Overall	1000m	800m	600m	400m	200m
Section Times	1:06.32 [4] (0:08.72)	0:57.60 [12] (0:10.97)	0:46.63 [11] (0:11.22)	0:35.41 [11] (0:11.52)	0:23.89 [8] (0:11.56)	0:12.33 [6] (0:12.33)
Average Speed [km/h]	45.7	65.8	64.3	63.2	62.4	58.4
Top Speed [km/h]	64.3	67.0	65.8	64.6	63.9	61.6
Avg. Dist. to Rail [m]	1.9	1.1	1.6	1.3	1.9	3.0
Avg. Stride Freq. [Hz]	2.2	2.4	2.4	2.3	2.3	2.3
Avg. Stride Length [m]	5.7	7.7	7.6	7.6	7.4	7.1



- [] Ranking at each section and finish
- .-.- No data available at this section
- NA No data available



Horse/Jockey Name	City Chick
Final Rank	5
Fastest Section Time (Section)	0:08.22 (Overall)
Top Speed [km/h] (Section)	69.2 (1000m)
Race State	Finished

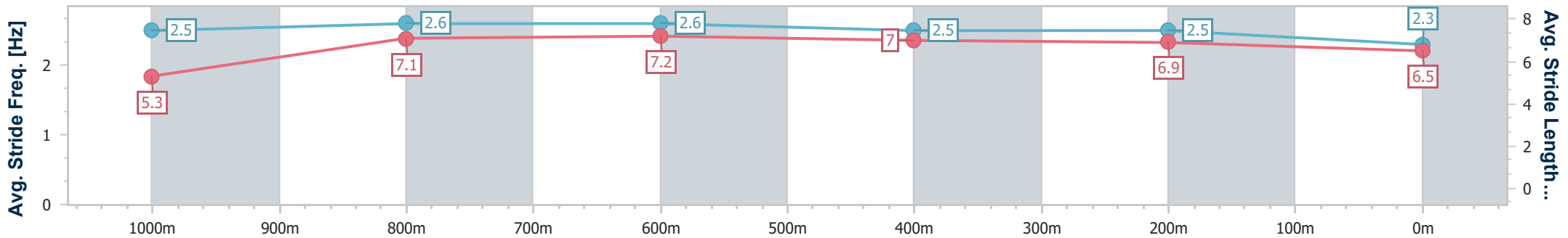
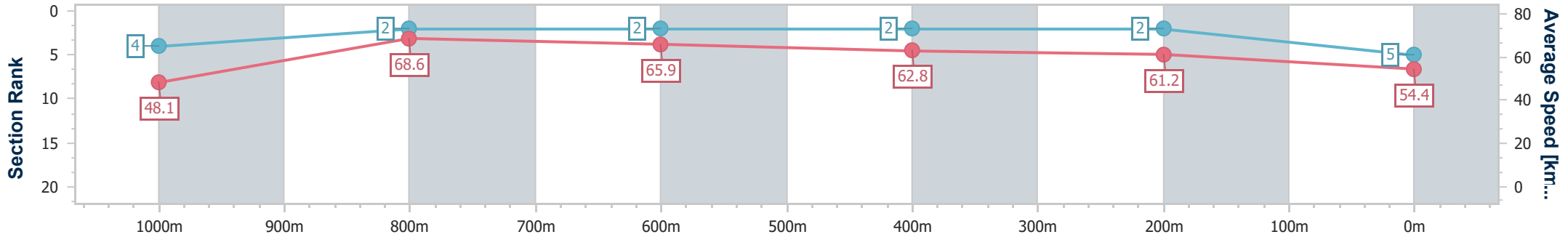


Doomben QLD Professional
Race 3: XXXX COUNTRY STAMPEDE (FINAL) NO METRO WINS
LAST 2 YEARS - 1110m
30 November 2024 - 13:29
Track Rating: Heavy 10, Weather: Showers, Rail Position: +4.5m
Entire



BRISBANE
RACING CLUB

Section	Overall	1000m	800m	600m	400m	200m								
Section Times	1:06.63 [5] (0:08.22)	0:58.41 [4] (0:10.61)	0:47.80 [2] (0:11.09)	0:36.71 [2] (0:11.67)	0:25.04 [2] (0:11.80)	0:13.24 [2] (0:13.24)								
Average Speed [km/h]	48.1	68.6	65.9	62.8	61.2	54.4								
Top Speed [km/h]	66.0	69.2	67.5	63.3	62.9	59.2								
Avg. Dist. to Rail [m]	12.5	4.6	3.5	3.0	1.8	1.8								
Avg. Stride Freq. [Hz]	2.5	2.6	2.6	2.5	2.5	2.3								
Avg. Stride Length [m]	5.3	7.1	7.2	7.0	6.9	6.5								



- [] Ranking at each section and finish
- .-.- No data available at this section
- NA No data available



Horse/Jockey Name	Smiling Zac
Final Rank	6
Fastest Section Time (Section)	0:08.84 (Overall)
Top Speed [km/h] (Section)	66.0 (1000m)
Race State	Finished

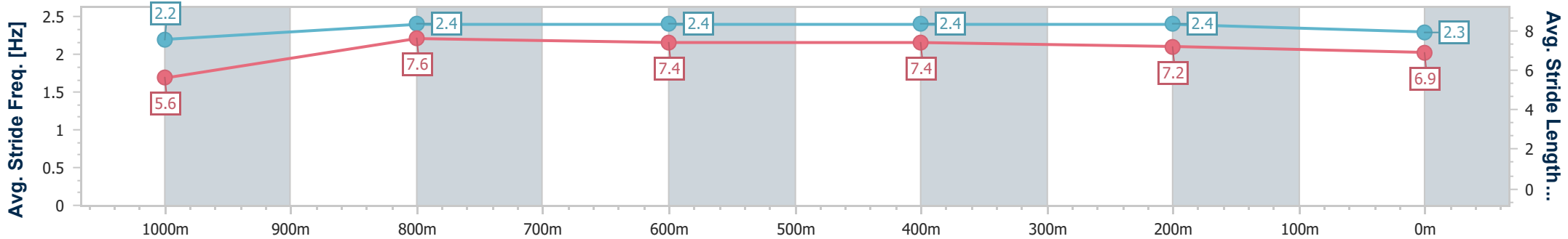
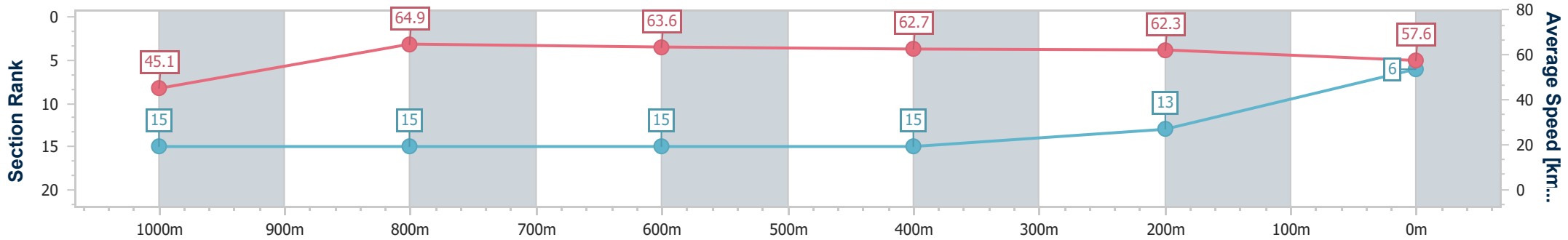


Doomben QLD Professional
Race 3: XXXX COUNTRY STAMPEDE (FINAL) NO METRO WINS
LAST 2 YEARS - 1110m
30 November 2024 - 13:29
Track Rating: Heavy 10, Weather: Showers, Rail Position: +4.5m
Entire



BRISBANE
RACING CLUB

Section	Overall	1000m	800m	600m	400m	200m								
Section Times	1:07.07 [6] (0:08.84)	0:58.23 [15] (0:11.14)	0:47.09 [15] (0:11.39)	0:35.70 [15] (0:11.61)	0:24.09 [15] (0:11.59)	0:12.50 [13] (0:12.50)								
Average Speed [km/h]	45.1	64.9	63.6	62.7	62.3	57.6								
Top Speed [km/h]	61.9	66.0	64.9	64.5	63.5	61.4								
Avg. Dist. to Rail [m]	6.4	1.7	1.5	2.3	1.1	2.4								
Avg. Stride Freq. [Hz]	2.2	2.4	2.4	2.4	2.4	2.3								
Avg. Stride Length [m]	5.6	7.6	7.4	7.4	7.2	6.9								



- [] Ranking at each section and finish
- .-.- No data available at this section
- NA No data available



Horse/Jockey Name	Cochrane
Final Rank	7
Fastest Section Time (Section)	0:08.16 (Overall)
Top Speed [km/h] (Section)	68.4 (1000m)
Race State	Finished

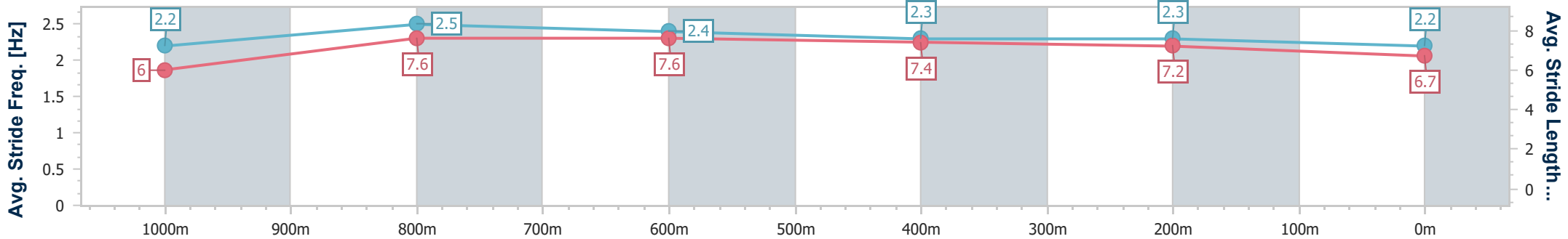
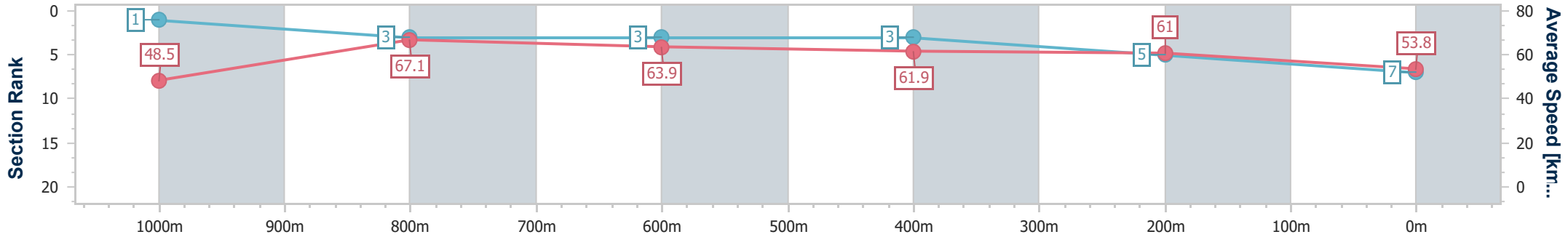


Doomben QLD Professional
Race 3: XXXX COUNTRY STAMPEDE (FINAL) NO METRO WINS
LAST 2 YEARS - 1110m
30 November 2024 - 13:29
Track Rating: Heavy 10, Weather: Showers, Rail Position: +4.5m
Entire



BRISBANE
RACING CLUB

Section	Overall	1000m	800m	600m	400m	200m								
Section Times	1:07.14 [7] (0:08.16)	0:58.98 [1] (0:10.82)	0:48.16 [3] (0:11.34)	0:36.82 [3] (0:11.60)	0:25.22 [3] (0:11.81)	0:13.41 [5] (0:13.41)								
Average Speed [km/h]	48.5	67.1	63.9	61.9	61.0	53.8								
Top Speed [km/h]	65.1	68.4	66.9	63.7	62.2	58.7								
Avg. Dist. to Rail [m]	9.4	3.8	1.1	0.3	1.0	0.5								
Avg. Stride Freq. [Hz]	2.2	2.5	2.4	2.3	2.3	2.2								
Avg. Stride Length [m]	6.0	7.6	7.6	7.4	7.2	6.7								



- [] Ranking at each section and finish
- .-.- No data available at this section
- NA No data available



Horse/Jockey Name	Captain Fox
Final Rank	8
Fastest Section Time (Section)	0:08.45 (Overall)
Top Speed [km/h] (Section)	66.7 (1000m)
Race State	Finished

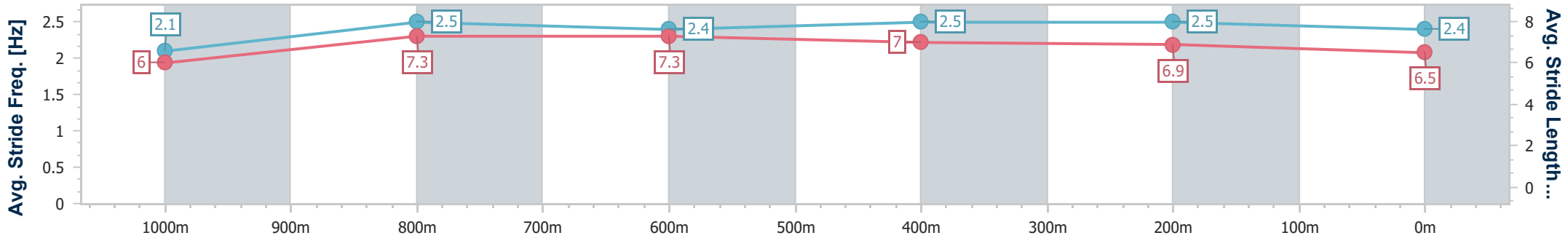
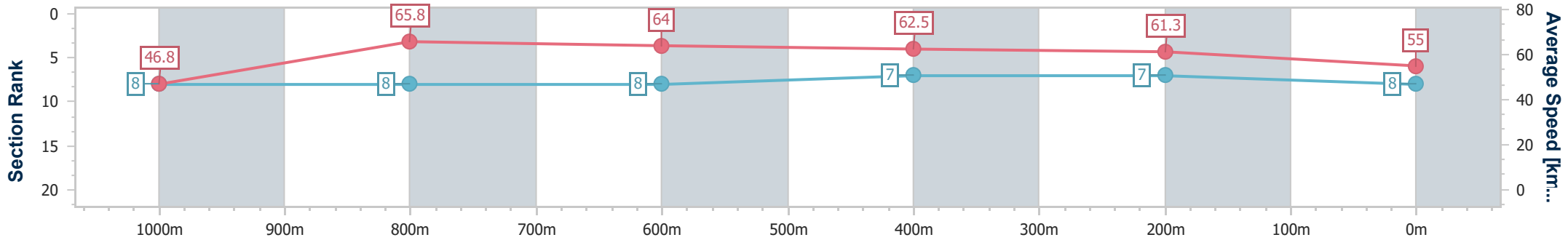


Doomben QLD Professional
Race 3: XXXX COUNTRY STAMPEDE (FINAL) NO METRO WINS
LAST 2 YEARS - 1110m
30 November 2024 - 13:29
Track Rating: Heavy 10, Weather: Showers, Rail Position: +4.5m
Entire



BRISBANE
RACING CLUB

Section	Overall	1000m	800m	600m	400m	200m									
Section Times	1:07.22 [8] (0:08.45)	0:58.77 [8] (0:11.06)	0:47.71 [8] (0:11.31)	0:36.40 [8] (0:11.53)	0:24.87 [7] (0:11.75)	0:13.12 [7] (0:13.12)									
Average Speed [km/h]	46.8	65.8	64.0	62.5	61.3	55.0									
Top Speed [km/h]	63.2	66.7	65.2	64.7	63.3	59.3									
Avg. Dist. to Rail [m]	4.4	2.2	1.5	0.6	2.2	5.1									
Avg. Stride Freq. [Hz]	2.1	2.5	2.4	2.5	2.5	2.4									
Avg. Stride Length [m]	6.0	7.3	7.3	7.0	6.9	6.5									



- [] Ranking at each section and finish
- .-.- No data available at this section
- NA No data available



Horse/Jockey Name	Media Empire
Final Rank	9
Fastest Section Time (Section)	0:08.77 (Overall)
Top Speed [km/h] (Section)	66.4 (1000m)
Race State	Finished

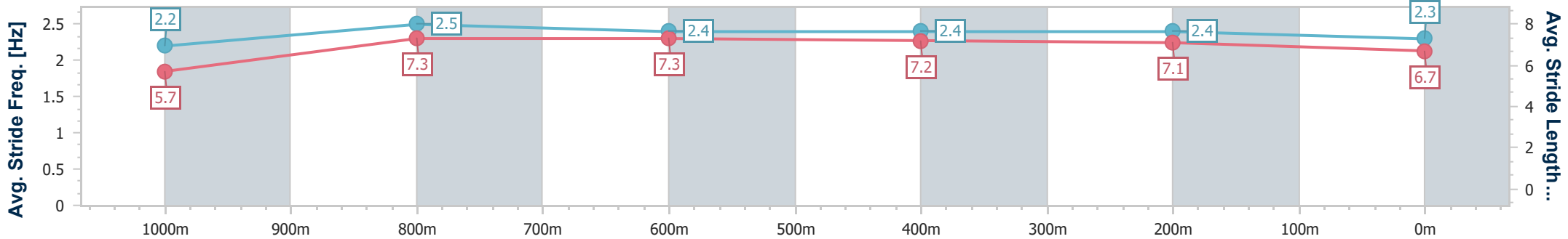
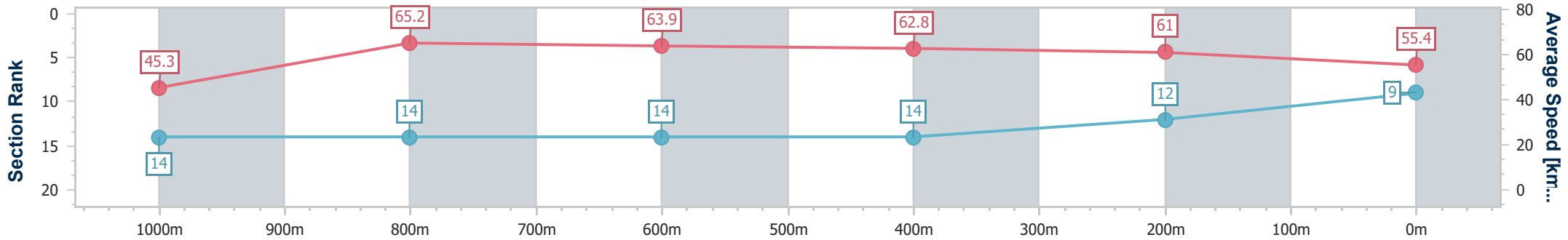


Doomben QLD Professional
Race 3: XXXX COUNTRY STAMPEDE (FINAL) NO METRO WINS
LAST 2 YEARS - 1110m
30 November 2024 - 13:29
Track Rating: Heavy 10, Weather: Showers, Rail Position: +4.5m
Entire



BRISBANE
RACING CLUB

Section	Overall	1000m	800m	600m	400m	200m									
Section Times	1:07.49 [9] (0:08.77)	0:58.72 [14] (0:11.08)	0:47.64 [14] (0:11.39)	0:36.25 [14] (0:11.46)	0:24.79 [14] (0:11.79)	0:13.00 [12] (0:13.00)									
Average Speed [km/h]	45.3	65.2	63.9	62.8	61.0	55.4									
Top Speed [km/h]	62.5	66.4	65.6	64.3	62.4	60.5									
Avg. Dist. to Rail [m]	9.1	2.7	1.8	0.8	2.0	2.7									
Avg. Stride Freq. [Hz]	2.2	2.5	2.4	2.4	2.4	2.3									
Avg. Stride Length [m]	5.7	7.3	7.3	7.2	7.1	6.7									



- [] Ranking at each section and finish
- .-.- No data available at this section
- NA No data available



Horse/Jockey Name	Kalashnikov
Final Rank	10
Fastest Section Time (Section)	0:08.33 (Overall)
Top Speed [km/h] (Section)	67.8 (1000m)
Race State	Finished

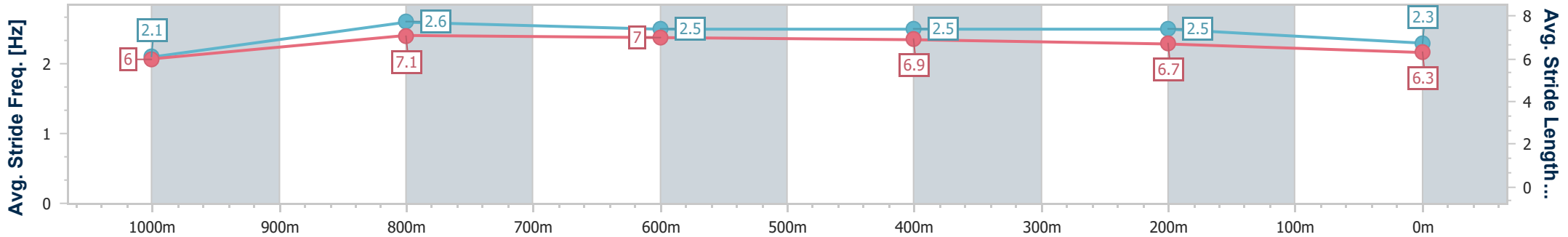
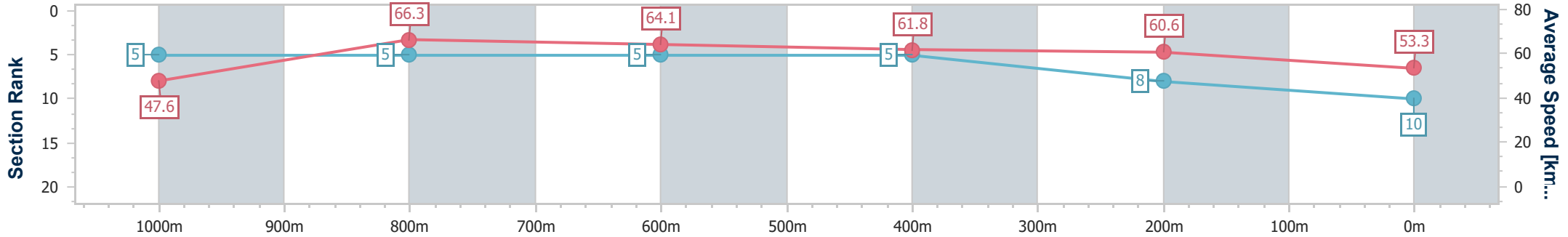


Doomben QLD Professional
Race 3: XXXX COUNTRY STAMPEDE (FINAL) NO METRO WINS
LAST 2 YEARS - 1110m
30 November 2024 - 13:29
Track Rating: Heavy 10, Weather: Showers, Rail Position: +4.5m
Entire



BRISBANE
RACING CLUB

Section	Overall	1000m	800m	600m	400m	200m								
Section Times	1:07.62 [10] (0:08.33)	0:59.29 [5] (0:10.86)	0:48.43 [5] (0:11.28)	0:37.15 [5] (0:11.72)	0:25.43 [5] (0:11.93)	0:13.50 [8] (0:13.50)								
Average Speed [km/h]	47.6	66.3	64.1	61.8	60.6	53.3								
Top Speed [km/h]	65.4	67.8	65.9	63.2	62.0	58.9								
Avg. Dist. to Rail [m]	2.3	1.0	0.8	1.4	2.6	4.4								
Avg. Stride Freq. [Hz]	2.1	2.6	2.5	2.5	2.5	2.3								
Avg. Stride Length [m]	6.0	7.1	7.0	6.9	6.7	6.3								



- [] Ranking at each section and finish
- .-.- No data available at this section
- NA No data available



Horse/Jockey Name	Han Dynasty
Final Rank	11
Fastest Section Time (Section)	0:08.49 (Overall)
Top Speed [km/h] (Section)	66.5 (1000m)
Race State	Finished

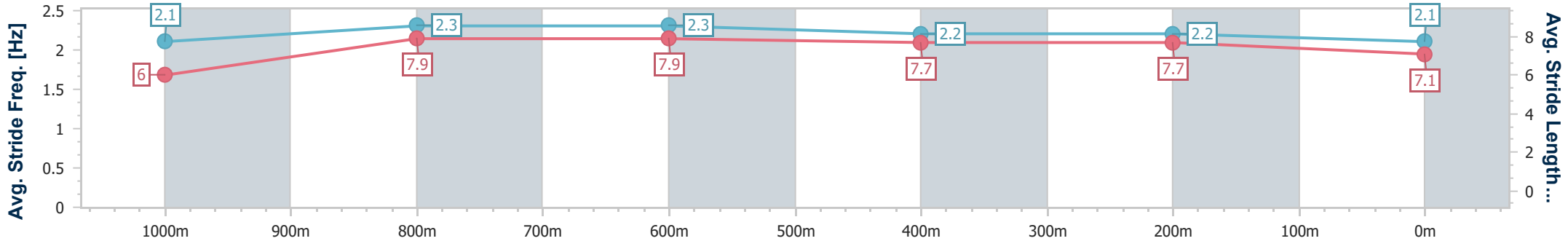
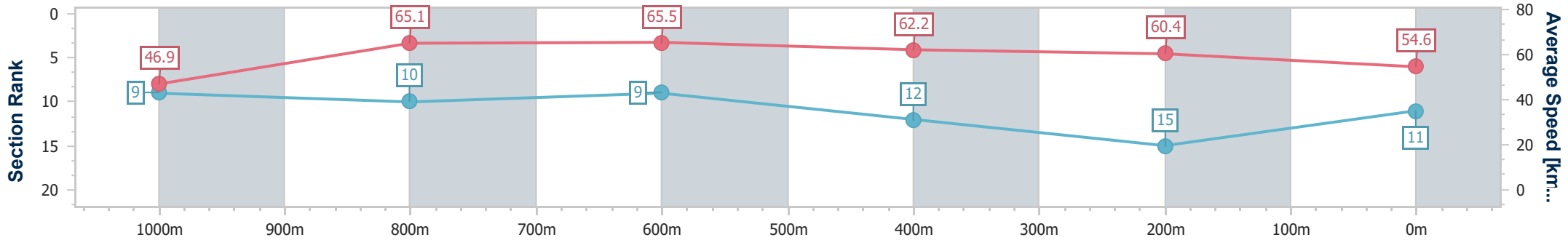


Doomben QLD Professional
 Race 3: XXXX COUNTRY STAMPEDE (FINAL) NO METRO WINS
 LAST 2 YEARS - 1110m
 30 November 2024 - 13:29
 Track Rating: Heavy 10, Weather: Showers, Rail Position: +4.5m
 Entire



BRISBANE
 RACING CLUB

Section	Overall	1000m	800m	600m	400m	200m								
Section Times	1:07.82 [11] (0:08.49)	0:59.33 [9] (0:11.14)	0:48.19 [10] (0:11.20)	0:36.99 [9] (0:11.79)	0:25.20 [12] (0:12.00)	0:13.20 [15] (0:13.20)								
Average Speed [km/h]	46.9	65.1	65.5	62.2	60.4	54.6								
Top Speed [km/h]	63.1	66.5	66.1	64.7	61.3	59.0								
Avg. Dist. to Rail [m]	7.3	3.0	3.9	3.5	4.8	5.9								
Avg. Stride Freq. [Hz]	2.1	2.3	2.3	2.2	2.2	2.1								
Avg. Stride Length [m]	6.0	7.9	7.9	7.7	7.7	7.1								



- [] Ranking at each section and finish
- .-.- No data available at this section
- NA No data available



Horse/Jockey Name	Loud Noise
Final Rank	12
Fastest Section Time (Section)	0:08.45 (Overall)
Top Speed [km/h] (Section)	66.8 (1000m)
Race State	Finished

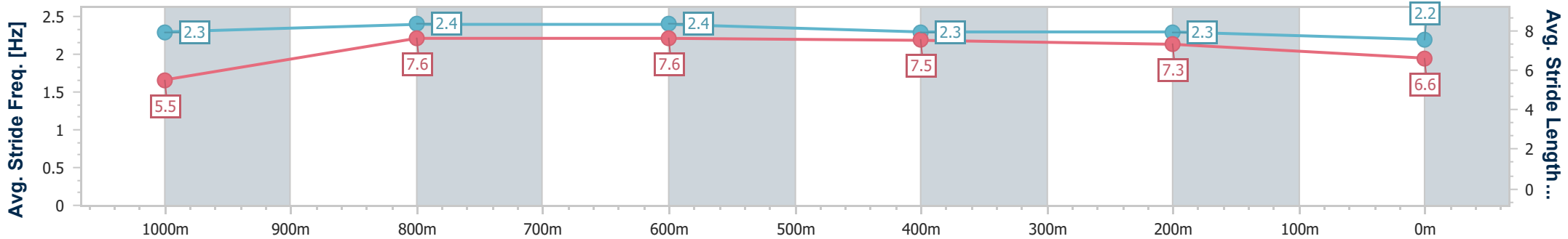
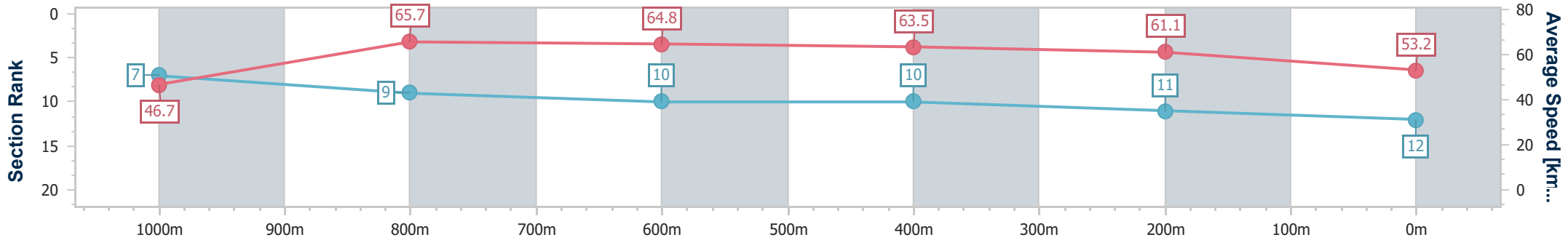


Doomben QLD Professional
Race 3: XXXX COUNTRY STAMPEDE (FINAL) NO METRO WINS
LAST 2 YEARS - 1110m
 30 November 2024 - 13:29
 Track Rating: Heavy 10, Weather: Showers, Rail Position: +4.5m
 Entire



BRISBANE
RACING CLUB

Section	Overall	1000m	800m	600m	400m	200m
Section Times	1:07.99 [12] (0:08.45)	0:59.54 [7] (0:11.11)	0:48.43 [9] (0:11.33)	0:37.10 [10] (0:11.69)	0:25.41 [10] (0:11.90)	0:13.51 [11] (0:13.51)
Average Speed [km/h]	46.7	65.7	64.8	63.5	61.1	53.2
Top Speed [km/h]	63.9	66.8	66.1	65.2	62.4	58.1
Avg. Dist. to Rail [m]	15.8	5.8	4.5	5.3	6.9	9.4
Avg. Stride Freq. [Hz]	2.3	2.4	2.4	2.3	2.3	2.2
Avg. Stride Length [m]	5.5	7.6	7.6	7.5	7.3	6.6



- [] Ranking at each section and finish
- .-.- No data available at this section
- NA No data available



Horse/Jockey Name	Coat Of Arms
Final Rank	13
Fastest Section Time (Section)	0:08.43 (Overall)
Top Speed [km/h] (Section)	68.4 (1000m)
Race State	Finished

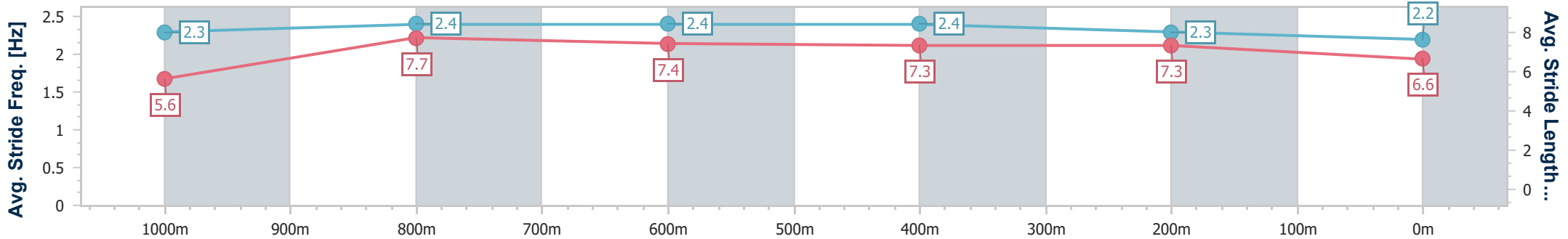
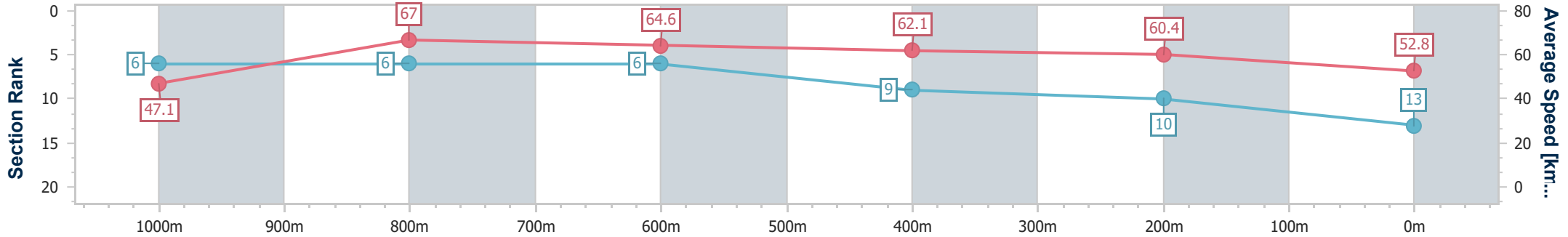


Doomben QLD Professional
Race 3: XXXX COUNTRY STAMPEDE (FINAL) NO METRO WINS
LAST 2 YEARS - 1110m
 30 November 2024 - 13:29
 Track Rating: Heavy 10, Weather: Showers, Rail Position: +4.5m
 Entire



BRISBANE
RACING CLUB

Section	Overall	1000m	800m	600m	400m	200m								
Section Times	1:08.05 [13] (0:08.43)	0:59.62 [6] (0:10.78)	0:48.84 [6] (0:11.35)	0:37.49 [6] (0:11.88)	0:25.61 [9] (0:11.95)	0:13.66 [10]								
Average Speed [km/h]	47.1	67.0	64.6	62.1	60.4	52.8								
Top Speed [km/h]	66.3	68.4	67.0	63.3	62.2	57.4								
Avg. Dist. to Rail [m]	7.3	2.7	4.1	3.7	5.1	9.2								
Avg. Stride Freq. [Hz]	2.3	2.4	2.4	2.4	2.3	2.2								
Avg. Stride Length [m]	5.6	7.7	7.4	7.3	7.3	6.6								



- [] Ranking at each section and finish
- .-.- No data available at this section
- NA No data available



Horse/Jockey Name	Ruby July
Final Rank	14
Fastest Section Time (Section)	0:08.69 (Overall)
Top Speed [km/h] (Section)	67.3 (800m)
Race State	Finished

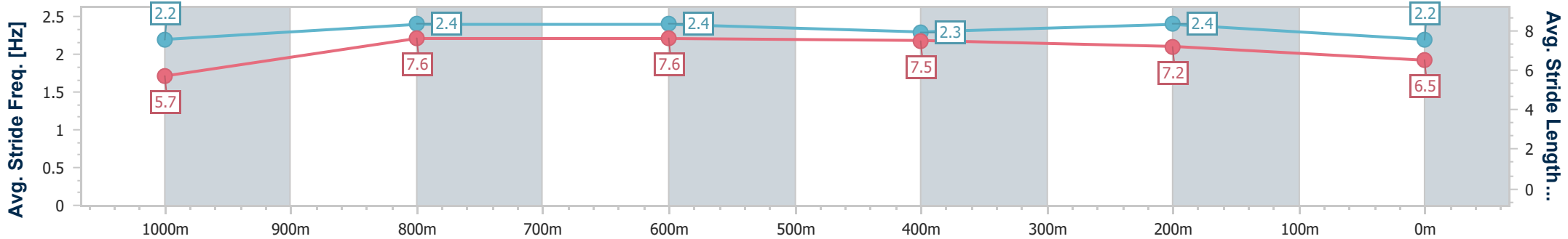
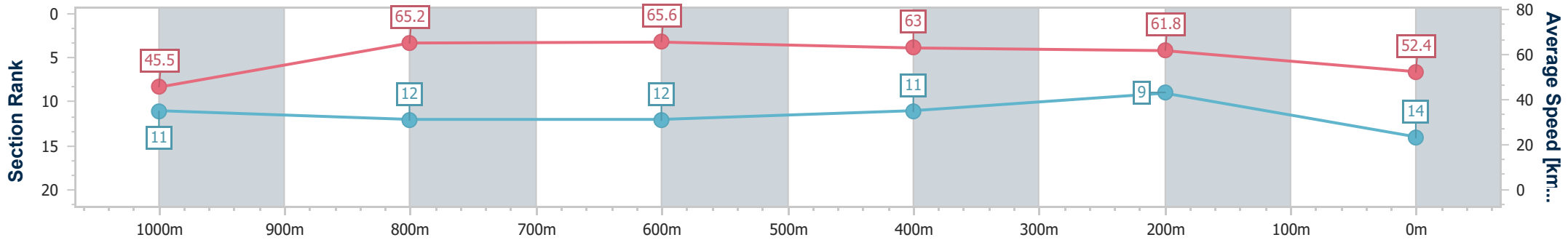


Doomben QLD Professional
Race 3: XXXX COUNTRY STAMPEDE (FINAL) NO METRO WINS
LAST 2 YEARS - 1110m
30 November 2024 - 13:29
Track Rating: Heavy 10, Weather: Showers, Rail Position: +4.5m
Entire



BRISBANE
RACING CLUB

Section	Overall	1000m	800m	600m	400m	200m								
Section Times	1:08.09 [14] (0:08.69)	0:59.40 [11] (0:11.13)	0:48.27 [12] (0:11.16)	0:37.11 [12] (0:11.63)	0:25.48 [11] (0:11.72)	0:13.76 [9] (0:13.76)								
Average Speed [km/h]	45.5	65.2	65.6	63.0	61.8	52.4								
Top Speed [km/h]	64.5	66.1	67.3	64.8	64.5	59.1								
Avg. Dist. to Rail [m]	9.7	2.8	3.7	2.8	6.0	10.8								
Avg. Stride Freq. [Hz]	2.2	2.4	2.4	2.3	2.4	2.2								
Avg. Stride Length [m]	5.7	7.6	7.6	7.5	7.2	6.5								



- [] Ranking at each section and finish
- .-.- No data available at this section
- NA No data available



Horse/Jockey Name	Enabler
Final Rank	15
Fastest Section Time (Section)	0:08.74 (Overall)
Top Speed [km/h] (Section)	66.7 (1000m)
Race State	Finished

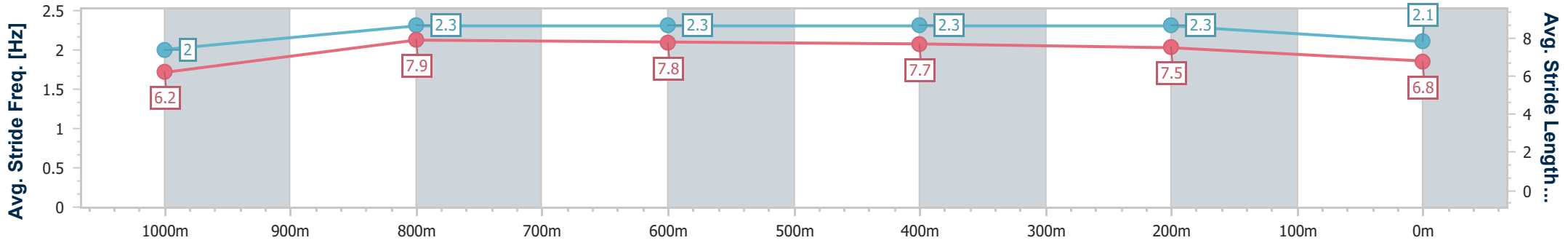
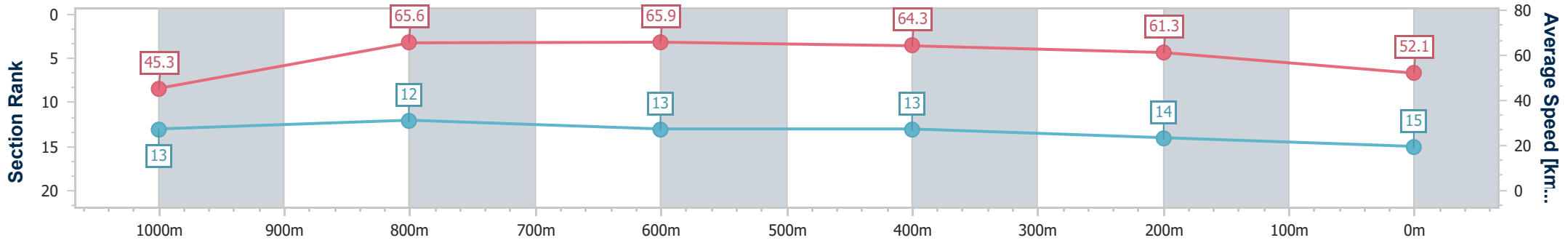


Doomben QLD Professional
Race 3: XXXX COUNTRY STAMPEDE (FINAL) NO METRO WINS
LAST 2 YEARS - 1110m
30 November 2024 - 13:29
Track Rating: Heavy 10, Weather: Showers, Rail Position: +4.5m
Entire



BRISBANE
RACING CLUB

Section	Overall	1000m	800m	600m	400m	200m								
Section Times	1:08.43 [15] (0:08.74)	0:59.69 [13] (0:11.08)	0:48.61 [12] (0:11.23)	0:37.38 [13] (0:11.64)	0:25.74 [13] (0:11.93)	0:13.81 [14] (0:13.81)								
Average Speed [km/h]	45.3	65.6	65.9	64.3	61.3	52.1								
Top Speed [km/h]	62.8	66.7	66.4	65.4	63.4	58.2								
Avg. Dist. to Rail [m]	11.7	4.4	5.7	7.0	9.2	11.6								
Avg. Stride Freq. [Hz]	2.0	2.3	2.3	2.3	2.3	2.1								
Avg. Stride Length [m]	6.2	7.9	7.8	7.7	7.5	6.8								



- [] Ranking at each section and finish
- .-.- No data available at this section
- NA No data available