



Doomben QLD Professional

Race 1: SEVEN BENCHMARK 85 Handicap - 1350m

30 November 2024 - 12:18



BRISBANE
RACING CLUB

Track Rating: Heavy 10, Weather: Showers, Rail Position: +4.5m Entire

Section		Overall	1200m	1000m	800m	600m	400m	Last 600m				
Field Times		1:21.24 (0:10.84)	1:10.40 (0:11.06)	0:59.34 (0:11.41)	0:47.93 (0:12.08)	0:35.85 (0:11.75)	0:24.10 (0:11.69)	0:35.85				
Rank	TAB Horse/Jockey	Barrier	Top Speed [km/h]	Fastest Section	Distance Travelled [m]							
1	4 OVIDIUS Justin Huxtable	4	66.1 1200m	0:10.84 Overall	1:21.24 [1] (0:10.84)	1:10.40 [1] (0:11.06)	0:59.34 [1] (0:11.41)	0:47.93 [1] (0:12.08)	0:35.85 [1] (0:11.75)	0:24.10 [1] (0:11.69)	0:35.85	
2	7 METALART Michael Rodd	3	65.7 1200m	0:10.99 Overall	1:21.29 [2] (0:10.99)	1:10.30 [3] (0:11.20)	0:59.10 [4] (0:11.70)	0:47.40 [4] (0:11.98)	0:35.42 [4] (0:11.65)	0:23.77 [4] (0:11.35)	0:35.42	+6
3	11 QUEEN AIR Angela Jones	2	65.3 1200m	0:11.04 Overall	1:21.50 [3] (0:11.04)	1:10.46 [6] (0:11.34)	0:59.12 [5] (0:11.67)	0:47.45 [6] (0:11.96)	0:35.49 [6] (0:11.71)	0:23.78 [6] (0:11.56)	0:35.49	-2
4	9 EN POINTE Mark Du Plessis	5	67.0 1200m	0:10.85 Overall	1:21.67 [4] (0:10.85)	1:10.82 [2] (0:11.17)	0:59.65 [2] (0:11.58)	0:48.07 [2] (0:12.06)	0:36.01 [3] (0:11.70)	0:24.31 [2] (0:11.61)	0:36.01	+3
5	3 WINSTON SMURFHILL Cody Collis	7	64.5 1200m	0:11.32 Overall	1:21.86 [5] (0:11.32)	1:10.54 [7] (0:11.37)	0:59.17 [7] (0:11.65)	0:47.52 [7] (0:12.01)	0:35.51 [7] (0:11.63)	0:23.88 [7] (0:11.44)	0:35.51	+2
6	2 DON'T STOP Bailey Wheeler	6	63.9 1200m	0:11.02 Overall	1:21.96 [6] (0:11.02)	1:10.94 [5] (0:11.41)	0:59.53 [6] (0:11.53)	0:48.00 [5] (0:11.92)	0:36.08 [5] (0:11.65)	0:24.43 [5] (0:11.77)	0:36.08	+0
7	8 TARA JASMINE Samantha Collett	1	66.0 1200m	0:11.02 Overall	1:22.02 [7] (0:11.02)	1:11.00 [4] (0:11.12)	0:59.88 [3] (0:11.59)	0:48.29 [3] (0:11.87)	0:36.42 [2] (0:11.82)	0:24.60 [3] (0:11.90)	0:36.42	+0

Scratched: Art By Concorde (#5), Azzareach (#6), End Assembly (#10), I Am Artie (#1)



Doomben QLD Professional
Race 1: SEVEN BENCHMARK 85 Handicap - 1350m
30 November 2024 - 12:18



BRISBANE
RACING CLUB

Track Rating: Heavy 10, Weather: Showers, Rail Position: +4.5m Entire

Section				200m				Last 600m	
Field Times				0:12.41 (0:12.41)				0:35.85	
Rank	TAB	Horse/Jockey	Barrier	Top Speed [km/h]	Fastest Section	Margin			Distance Travelled [m]
1	4	OVIDIUS Justin Huxtable	4	66.1 1200m	0:10.84 Overall	0:12.41 [1] (0:12.41)	1:21.24		0:35.85
2	7	METALART Michael Rodd	3	65.7 1200m	0:10.99 Overall	0:12.42 [2] (0:12.42)	0.27L		0:35.42 +6
3	11	QUEEN AIR Angela Jones	2	65.3 1200m	0:11.04 Overall	0:12.22 [4] (0:12.22)	1.52L		0:35.49 -2
4	9	EN POINTE Mark Du Plessis	5	67.0 1200m	0:10.85 Overall	0:12.70 [3] (0:12.70)	2.53L		0:36.01 +3
5	3	WINSTON SMURFHILL Cody Collis	7	64.5 1200m	0:11.32 Overall	0:12.44 [7] (0:12.44)	3.64L		0:35.51 +2
6	2	DON'T STOP Bailey Wheeler	6	63.9 1200m	0:11.02 Overall	0:12.66 [5] (0:12.66)	4.2L		0:36.08 +0
7	8	TARA JASMINE Samantha Collett	1	66.0 1200m	0:11.02 Overall	0:12.70 [6] (0:12.70)	4.59L		0:36.42 +0

Scratched: Art By Concorde (#5), Azzareach (#6), End Assembly (#10), I Am Artie (#1)

[] Ranking at each section and finish
 -:-:- No data available at this section
 NA No data available

SCN Saddle cloth number
 DNF Did not finish
 DNT Did not track



Horse/Jockey Name	Ovidius
Final Rank	1
Fastest Section Time (Section)	0:10.84 (Overall)
Top Speed [km/h] (Section)	66.1 (1200m)
Race State	Finished



Doomben QLD Professional

Race 1: SEVEN BENCHMARK 85 Handicap - 1350m

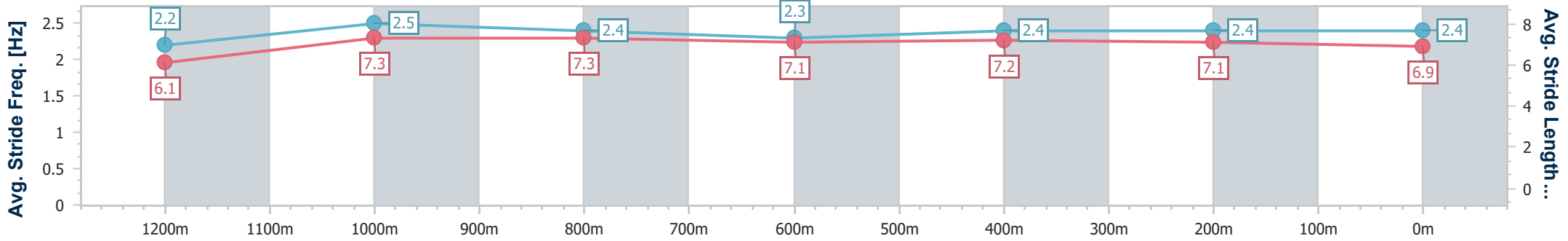
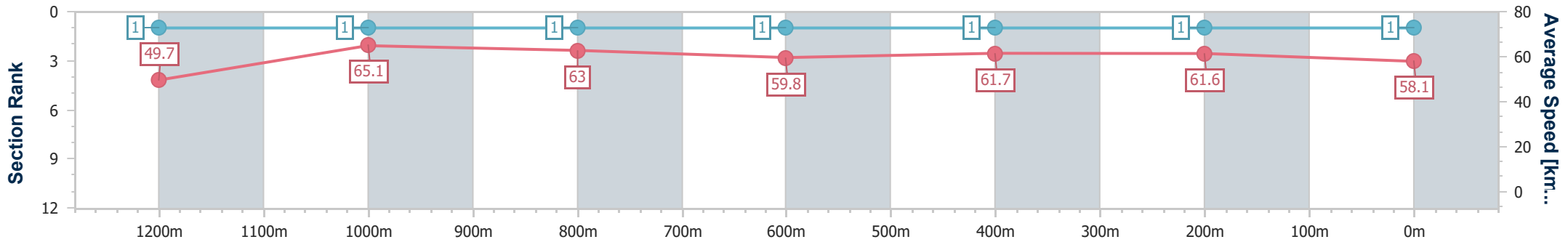
30 November 2024 - 12:18

Track Rating: Heavy 10, Weather: Showers, Rail Position: +4.5m Entire



BRISBANE RACING CLUB

Section	Overall	1200m	1000m	800m	600m	400m	200m
Section Times	1:21.24 [1] (0:10.84)	1:10.40 [1] (0:11.06)	0:59.34 [1] (0:11.41)	0:47.93 [1] (0:12.08)	0:35.85 [1] (0:11.75)	0:24.10 [1] (0:11.69)	0:12.41 [1] (0:12.41)
Average Speed [km/h]	49.7	65.1	63.0	59.8	61.7	61.6	58.1
Top Speed [km/h]	64.8	66.1	65.0	61.9	62.8	63.7	60.2
Avg. Dist. to Rail [m]	4.1	0.7	1.4	1.3	1.4	0.4	0.8
Avg. Stride Freq. [Hz]	2.2	2.5	2.4	2.3	2.4	2.4	2.4
Avg. Stride Length [m]	6.1	7.3	7.3	7.1	7.2	7.1	6.9



- [] Ranking at each section and finish
- .-.- No data available at this section
- NA No data available



Horse/Jockey Name	Metalart
Final Rank	2
Fastest Section Time (Section)	0:10.99 (Overall)
Top Speed [km/h] (Section)	65.7 (1200m)
Race State	Finished



Doomben QLD Professional

Race 1: SEVEN BENCHMARK 85 Handicap - 1350m

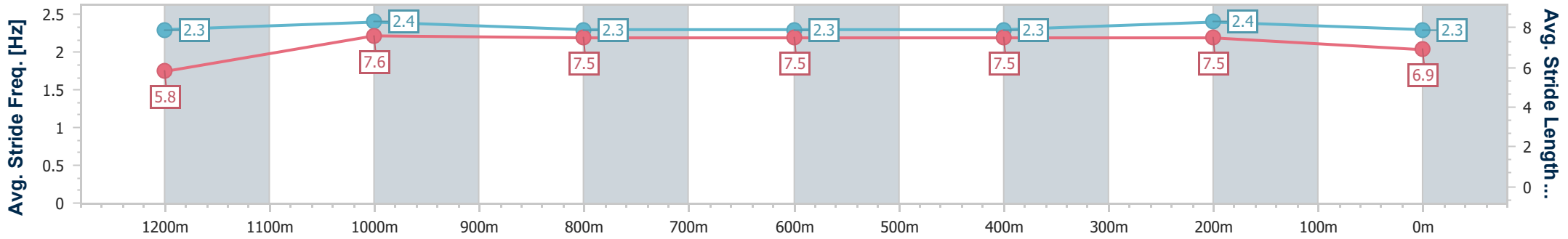
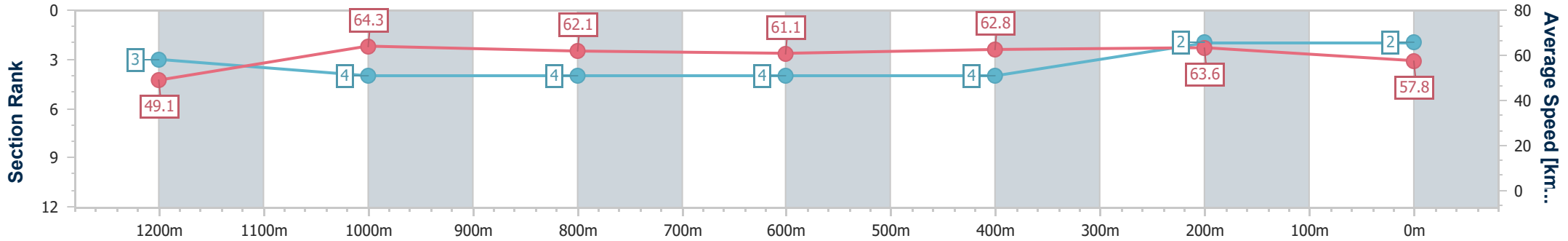
30 November 2024 - 12:18

Track Rating: Heavy 10, Weather: Showers, Rail Position: +4.5m Entire



BRISBANE RACING CLUB

Section	Overall	1200m	1000m	800m	600m	400m	200m
Section Times	1:21.29 [2] (0:10.99)	1:10.30 [3] (0:11.20)	0:59.10 [4] (0:11.70)	0:47.40 [4] (0:11.98)	0:35.42 [4] (0:11.65)	0:23.77 [4] (0:11.35)	0:12.42 [2] (0:12.42)
Average Speed [km/h]	49.1	64.3	62.1	61.1	62.8	63.6	57.8
Top Speed [km/h]	64.5	65.7	63.2	62.2	63.6	65.2	62.5
Avg. Dist. to Rail [m]	4.8	2.4	2.9	3.3	2.7	2.7	4.2
Avg. Stride Freq. [Hz]	2.3	2.4	2.3	2.3	2.3	2.4	2.3
Avg. Stride Length [m]	5.8	7.6	7.5	7.5	7.5	7.5	6.9



- [] Ranking at each section and finish
- .-.- No data available at this section
- NA No data available



Horse/Jockey Name	Queen Air
Final Rank	3
Fastest Section Time (Section)	0:11.04 (Overall)
Top Speed [km/h] (Section)	65.3 (1200m)
Race State	Finished



Doomben QLD Professional

Race 1: SEVEN BENCHMARK 85 Handicap - 1350m

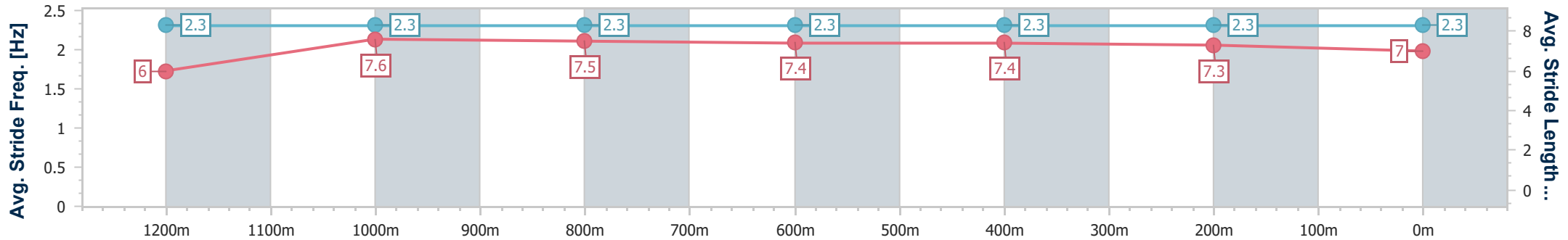
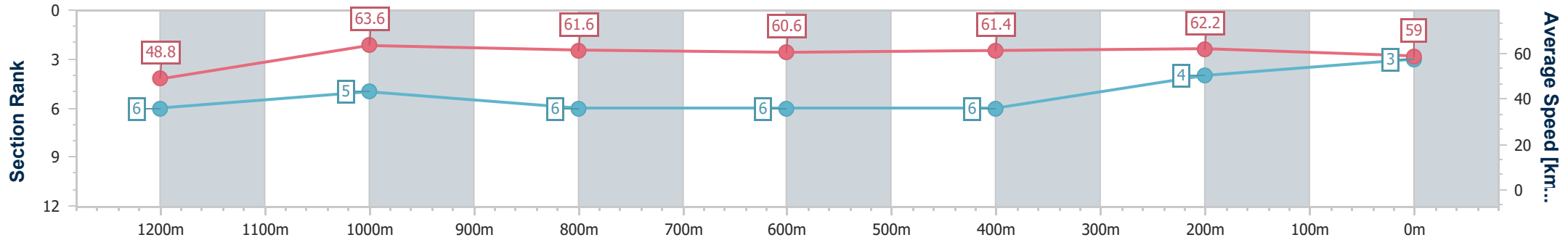
30 November 2024 - 12:18

Track Rating: Heavy 10, Weather: Showers, Rail Position: +4.5m Entire



BRISBANE RACING CLUB

Section	Overall	1200m	1000m	800m	600m	400m	200m
Section Times	1:21.50 [3] (0:11.04)	1:10.46 [6] (0:11.34)	0:59.12 [5] (0:11.67)	0:47.45 [6] (0:11.96)	0:35.49 [6] (0:11.71)	0:23.78 [6] (0:11.56)	0:12.22 [4] (0:12.22)
Average Speed [km/h]	48.8	63.6	61.6	60.6	61.4	62.2	59.0
Top Speed [km/h]	63.3	65.3	63.2	62.2	62.7	63.6	63.1
Avg. Dist. to Rail [m]	2.8	0.6	0.3	1.0	0.9	1.7	4.2
Avg. Stride Freq. [Hz]	2.3	2.3	2.3	2.3	2.3	2.3	2.3
Avg. Stride Length [m]	6.0	7.6	7.5	7.4	7.4	7.3	7.0



- [] Ranking at each section and finish
- .-.- No data available at this section
- NA No data available



Horse/Jockey Name	En Pointe
Final Rank	4
Fastest Section Time (Section)	0:10.85 (Overall)
Top Speed [km/h] (Section)	67.0 (1200m)
Race State	Finished



Doomben QLD Professional

Race 1: SEVEN BENCHMARK 85 Handicap - 1350m

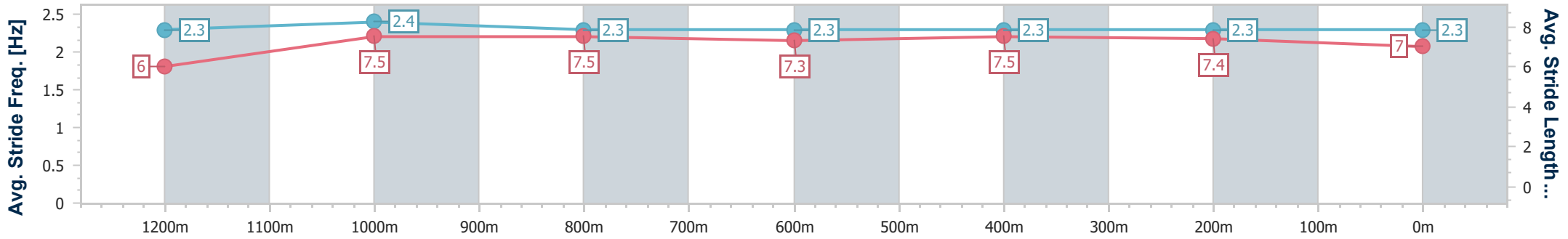
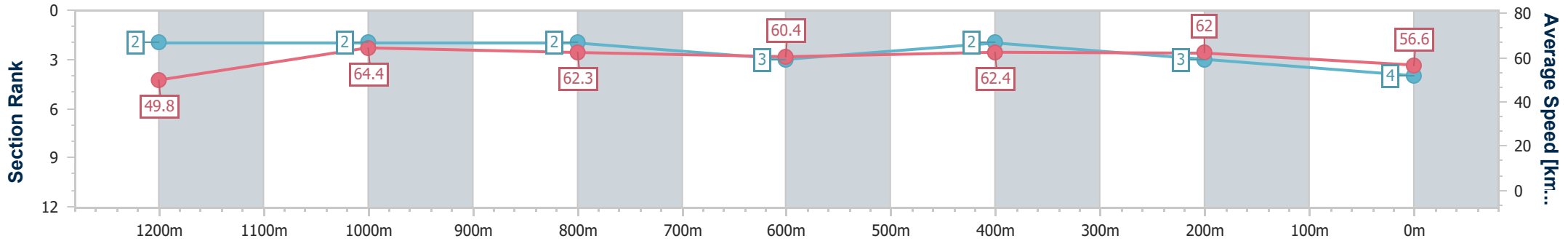
30 November 2024 - 12:18

Track Rating: Heavy 10, Weather: Showers, Rail Position: +4.5m Entire



BRISBANE RACING CLUB

Section	Overall	1200m	1000m	800m	600m	400m	200m
Section Times	1:21.67 [4] (0:10.85)	1:10.82 [2] (0:11.17)	0:59.65 [2] (0:11.58)	0:48.07 [2] (0:12.06)	0:36.01 [3] (0:11.70)	0:24.31 [2] (0:11.61)	0:12.70 [3] (0:12.70)
Average Speed [km/h]	49.8	64.4	62.3	60.4	62.4	62.0	56.6
Top Speed [km/h]	66.8	67.0	63.8	61.8	64.3	63.5	60.4
Avg. Dist. to Rail [m]	5.5	1.6	1.0	2.3	2.1	1.1	2.3
Avg. Stride Freq. [Hz]	2.3	2.4	2.3	2.3	2.3	2.3	2.3
Avg. Stride Length [m]	6.0	7.5	7.5	7.3	7.5	7.4	7.0



- [] Ranking at each section and finish
- .-.-.- No data available at this section
- NA No data available



Horse/Jockey Name	Winston Smurfhill
Final Rank	5
Fastest Section Time (Section)	0:11.32 (Overall)
Top Speed [km/h] (Section)	64.5 (1200m)
Race State	Finished



Doomben QLD Professional

Race 1: SEVEN BENCHMARK 85 Handicap - 1350m

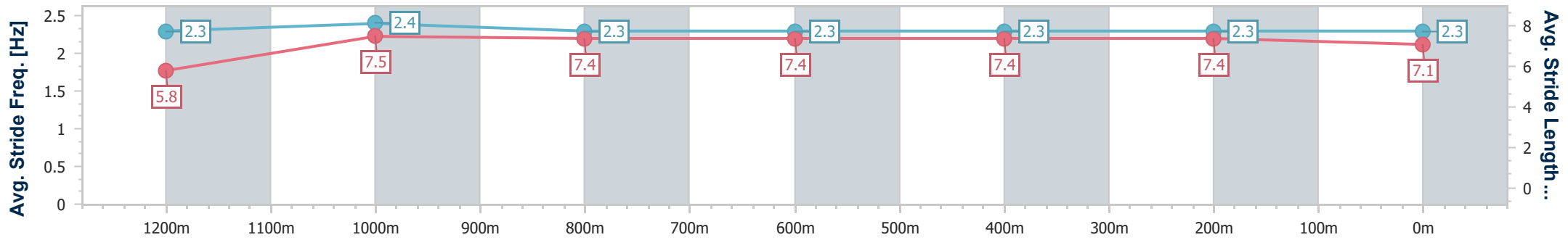
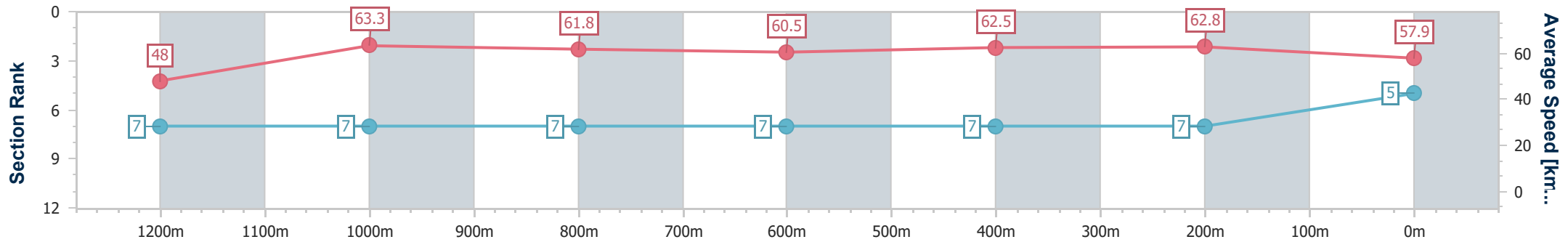
30 November 2024 - 12:18

Track Rating: Heavy 10, Weather: Showers, Rail Position: +4.5m Entire



BRISBANE RACING CLUB

Section	Overall	1200m	1000m	800m	600m	400m	200m
Section Times	1:21.86 [5] (0:11.32)	1:10.54 [7] (0:11.37)	0:59.17 [7] (0:11.65)	0:47.52 [7] (0:12.01)	0:35.51 [7] (0:11.63)	0:23.88 [7] (0:11.44)	0:12.44 [7] (0:12.44)
Average Speed [km/h]	48.0	63.3	61.8	60.5	62.5	62.8	57.9
Top Speed [km/h]	61.7	64.5	63.3	62.3	63.7	63.4	61.9
Avg. Dist. to Rail [m]	7.5	2.5	1.1	1.8	1.8	1.1	0.8
Avg. Stride Freq. [Hz]	2.3	2.4	2.3	2.3	2.3	2.3	2.3
Avg. Stride Length [m]	5.8	7.5	7.4	7.4	7.4	7.4	7.1



- [] Ranking at each section and finish
- .-.- No data available at this section
- NA No data available



Horse/Jockey Name	Don't Stop
Final Rank	6
Fastest Section Time (Section)	0:11.02 (Overall)
Top Speed [km/h] (Section)	63.9 (1200m)
Race State	Finished



Doomben QLD Professional

Race 1: SEVEN BENCHMARK 85 Handicap - 1350m

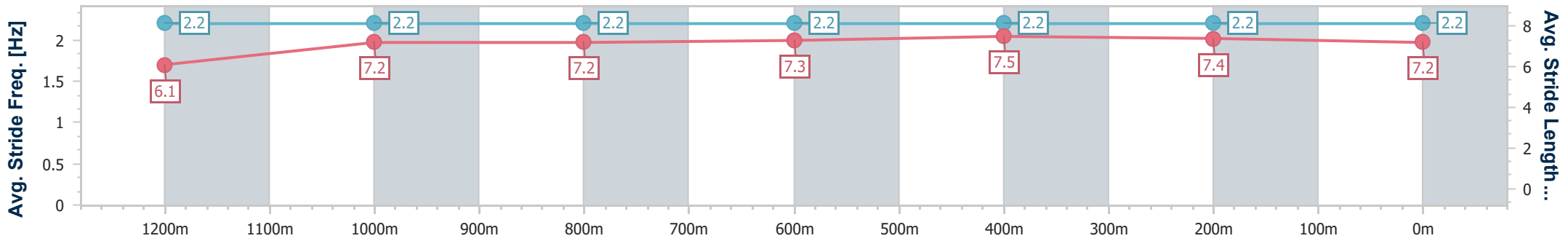
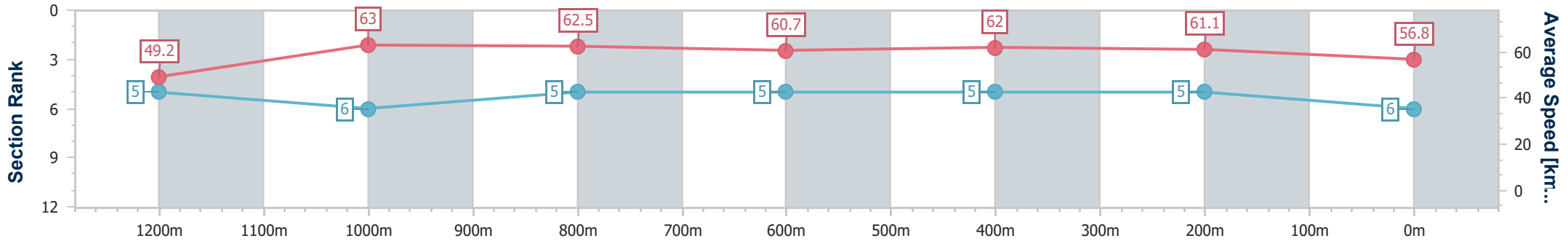
30 November 2024 - 12:18

Track Rating: Heavy 10, Weather: Showers, Rail Position: +4.5m Entire



BRISBANE RACING CLUB

Section	Overall	1200m	1000m	800m	600m	400m	200m
Section Times	1:21.96 [6] (0:11.02)	1:10.94 [5] (0:11.41)	0:59.53 [6] (0:11.53)	0:48.00 [5] (0:11.92)	0:36.08 [5] (0:11.65)	0:24.43 [5] (0:11.77)	0:12.66 [5] (0:12.66)
Average Speed [km/h]	49.2	63.0	62.5	60.7	62.0	61.1	56.8
Top Speed [km/h]	61.7	63.9	63.7	62.1	62.7	62.0	60.2
Avg. Dist. to Rail [m]	6.2	2.4	1.5	0.6	0.3	1.8	3.8
Avg. Stride Freq. [Hz]	2.2	2.2	2.2	2.2	2.2	2.2	2.2
Avg. Stride Length [m]	6.1	7.2	7.2	7.3	7.5	7.4	7.2



- [] Ranking at each section and finish
- .-.- No data available at this section
- NA No data available



Horse/Jockey Name	Tara Jasmine
Final Rank	7
Fastest Section Time (Section)	0:11.02 (Overall)
Top Speed [km/h] (Section)	66.0 (1200m)
Race State	Finished



Doomben QLD Professional

Race 1: SEVEN BENCHMARK 85 Handicap - 1350m

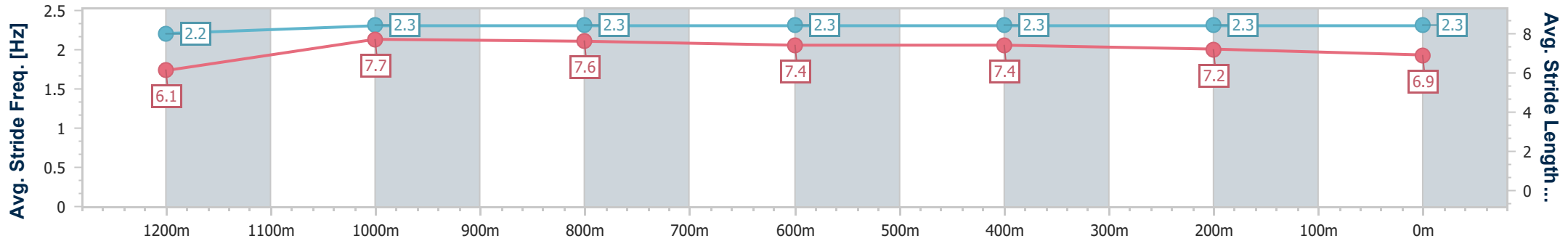
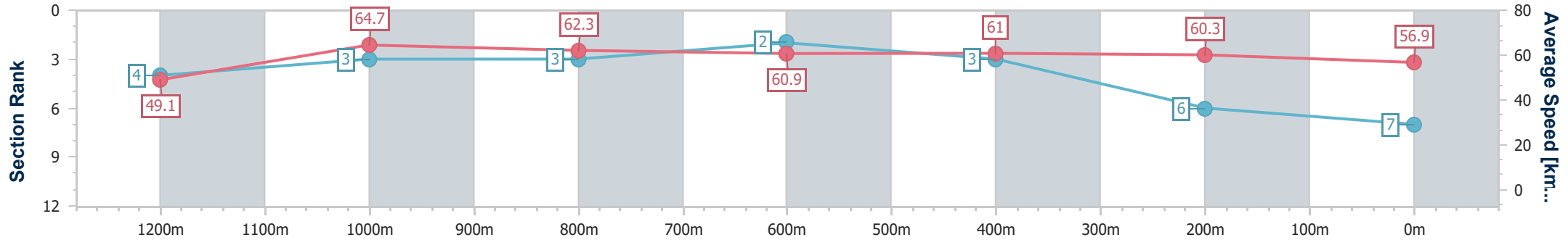
30 November 2024 - 12:18

Track Rating: Heavy 10, Weather: Showers, Rail Position: +4.5m Entire



BRISBANE RACING CLUB

Section	Overall	1200m	1000m	800m	600m	400m	200m
Section Times	1:22.02 [7] (0:11.02)	1:11.00 [4] (0:11.12)	0:59.88 [3] (0:11.59)	0:48.29 [3] (0:11.87)	0:36.42 [2] (0:11.82)	0:24.60 [3] (0:11.90)	0:12.70 [6] (0:12.70)
Average Speed [km/h]	49.1	64.7	62.3	60.9	61.0	60.3	56.9
Top Speed [km/h]	64.1	66.0	63.4	62.8	62.7	61.7	59.8
Avg. Dist. to Rail [m]	1.8	0.4	0.6	1.4	1.0	1.3	1.9
Avg. Stride Freq. [Hz]	2.2	2.3	2.3	2.3	2.3	2.3	2.3
Avg. Stride Length [m]	6.1	7.7	7.6	7.4	7.4	7.2	6.9



- [] Ranking at each section and finish
- .-.- No data available at this section
- NA No data available



Doomben QLD Professional

Race 2: DRINKWISE OPEN Handicap - 2030m

30 November 2024 - 12:53



BRISBANE
RACING CLUB

Track Rating: Heavy 10, Weather: Showers, Rail Position: +4.5m Entire

Section		Field Times												
Overall	1800m	1600m	1400m	1200m	1000m	800m	Last 600m							
2:09.08 (0:15.95)	1:53.13 (0:12.40)	1:40.73 (0:13.19)	1:27.54 (0:13.44)	1:14.10 (0:12.96)	1:01.14 (0:12.83)	0:48.31 (0:12.46)	0:35.85							
Rank	TAB	Horse/Jockey	Barrier	Top Speed [km/h]	Fastest Section								Distance Travelled [m]	
1	2	KERCHAK Cody Collis	10	63.1 400m	0:11.55 400m	2:09.08 [1] (0:16.34)	1:52.74 [3] (0:12.50)	1:40.24 [3] (0:13.49)	1:26.75 [3] (0:13.36)	1:13.39 [3] (0:12.83)	1:00.56 [4] (0:12.85)	0:47.71 [4] (0:12.28)	0:35.43	
2	10	EXOTIQUE MISS Robbie Dolan	2	62.5 400m	0:11.70 400m	2:09.22 [2] (0:15.95)	1:53.27 [1] (0:12.40)	1:40.87 [1] (0:13.19)	1:27.68 [1] (0:13.44)	1:14.24 [1] (0:12.96)	1:01.28 [1] (0:12.83)	0:48.45 [1] (0:12.46)	0:35.99	-12
3	4	STUCK WITH YOU Kyle Wilson-Taylor	8	63.7 600m	0:11.74 600m	2:09.49 [3] (0:16.87)	1:52.62 [9] (0:12.78)	1:39.84 [8] (0:13.52)	1:26.32 [8] (0:12.83)	1:13.49 [5] (0:12.25)	1:01.24 [2] (0:12.81)	0:48.43 [2] (0:12.30)	0:36.13	+0
4	7	LINTHORPE LAD Taylor Marshall	3	63.0 600m	0:11.60 400m	2:09.52 [4] (0:16.45)	1:53.07 [4] (0:12.68)	1:40.39 [4] (0:13.57)	1:26.82 [5] (0:13.32)	1:13.50 [6] (0:12.80)	1:00.70 [6] (0:12.87)	0:47.83 [6] (0:12.30)	0:35.53	+5
5	6	ROGUE BEAR Andrew Mallyon	7	63.5 400m	0:11.56 400m	2:09.73 [5] (0:16.46)	1:53.27 [5] (0:12.89)	1:40.38 [6] (0:13.47)	1:26.91 [6] (0:13.27)	1:13.64 [7] (0:12.87)	1:00.77 [7] (0:12.89)	0:47.88 [7] (0:12.27)	0:35.61	-2
6	12	HABEEBAH Angela Jones	9	64.8 400m	0:11.29 400m	2:09.78 [6] (0:16.95)	1:52.83 [10] (0:13.04)	1:39.79 [10] (0:13.55)	1:26.24 [10] (0:12.98)	1:13.26 [10] (0:12.89)	1:00.37 [9] (0:12.82)	0:47.55 [9] (0:12.17)	0:35.38	-3
7	8	LATELY Luke Dempsey	5	61.7 400m	0:11.81 400m	2:10.00 [7] (0:16.66)	1:53.34 [7] (0:12.87)	1:40.47 [7] (0:13.58)	1:26.89 [7] (0:13.20)	1:13.69 [8] (0:12.86)	1:00.83 [8] (0:12.74)	0:48.09 [8] (0:12.15)	0:35.94	-9
8	11	CHAYSE 'N' ARTIE Nikita Beriman	6	61.0 400m	0:11.89 400m	2:10.03 [8] (0:16.19)	1:53.84 [2] (0:12.65)	1:41.19 [2] (0:13.41)	1:27.78 [2] (0:13.35)	1:14.43 [2] (0:12.87)	1:01.56 [3] (0:12.75)	0:48.81 [3] (0:12.36)	0:36.45	-7
9	13	THE DRILLER Cejay Graham	1	61.7 400m	0:11.89 600m	2:10.22 [9] (0:16.53)	1:53.69 [6] (0:12.70)	1:40.99 [5] (0:13.41)	1:27.58 [4] (0:13.27)	1:14.31 [4] (0:12.84)	1:01.47 [5] (0:12.78)	0:48.69 [5] (0:12.23)	0:36.46	-12
10	9	WARRAH FLASH Mark Du Plessis	4	60.9 600m	0:12.28 600m	2:14.60 [10] (0:16.86)	1:57.74 [8] (0:12.97)	1:44.77 [9] (0:13.63)	1:31.14 [9] (0:13.04)	1:18.10 [9] (0:12.99)	1:05.11 [10] (0:12.78)	0:52.33 [10] (0:12.33)	0:40.00	-7

Scratched: Dune Forty Five (#1), Regal Lion (#3), Wapiti (#5)

[] Ranking at each section and finish
 -:-:- No data available at this section
 NA No data available

SCN Saddle cloth number
 DNF Did not finish
 DNT Did not track



Doomben QLD Professional

Race 2: DRINKWISE OPEN Handicap - 2030m

30 November 2024 - 12:53



Track Rating: Heavy 10, Weather: Showers, Rail Position: +4.5m Entire

Section					600m	400m	200m				Last 600m	
Field Times					0:35.85 (0:11.71)	0:24.14 (0:11.70)	0:12.44 (0:12.44)				0:35.85	
Rank	TAB	Horse/Jockey	Barrier	Top Speed [km/h]	Fastest Section				Margin			Distance Travelled [m]
1	2	KERCHAK Cody Collis	10	63.1 400m	0:11.55 400m	0:35.43 [4] (0:11.74)	0:23.69 [3] (0:11.55)	0:12.14 [3] (0:12.14)	2:09.08	0:35.43		
2	10	EXOTIQUE MISS Robbie Dolan	2	62.5 400m	0:11.70 400m	0:35.99 [1] (0:11.71)	0:24.28 [1] (0:11.70)	0:12.58 [1] (0:12.58)	0.84L	0:35.99		-12
3	4	STUCK WITH YOU Kyle Wilson-Taylor	8	63.7 600m	0:11.74 600m	0:36.13 [2] (0:11.74)	0:24.39 [2] (0:11.78)	0:12.61 [2] (0:12.61)	2.4L	0:36.13		+0
4	7	LINTHORPE LAD Taylor Marshall	3	63.0 600m	0:11.60 400m	0:35.53 [6] (0:11.76)	0:23.77 [6] (0:11.60)	0:12.17 [4] (0:12.17)	2.6L	0:35.53		+5
5	6	ROGUE BEAR Andrew Mallyon	7	63.5 400m	0:11.56 400m	0:35.61 [8] (0:11.82)	0:23.79 [7] (0:11.56)	0:12.23 [7] (0:12.23)	3.8L	0:35.61		-2
6	12	HABEEBAH Angela Jones	9	64.8 400m	0:11.29 400m	0:35.38 [9] (0:11.69)	0:23.69 [9] (0:11.29)	0:12.40 [5] (0:12.40)	4.13L	0:35.38		-3
7	8	LATELY Luke Dempsey	5	61.7 400m	0:11.81 400m	0:35.94 [7] (0:11.91)	0:24.03 [8] (0:11.81)	0:12.22 [9] (0:12.22)	5.39L	0:35.94		-9
8	11	CHAYSE 'N' ARTIE Nikita Beriman	6	61.0 400m	0:11.89 400m	0:36.45 [3] (0:11.96)	0:24.49 [4] (0:11.89)	0:12.60 [6] (0:12.60)	5.58L	0:36.45		-7
9	13	THE DRILLER Cejay Graham	1	61.7 400m	0:11.89 600m	0:36.46 [5] (0:11.89)	0:24.57 [5] (0:11.91)	0:12.66 [8] (0:12.66)	6.68L	0:36.46		-12
10	9	WARRAH FLASH Mark Du Plessis	4	60.9 600m	0:12.28 600m	0:40.00 [10] (0:12.28)	0:27.72 [10] (0:13.04)	0:14.68 [10] (0:14.68)	32.49L	0:40.00		-7

Scratched: Dune Forty Five (#1), Regal Lion (#3), Wapiti (#5)

[] Ranking at each section and finish
 -:-:- No data available at this section
 NA No data available

SCN Saddle cloth number
 DNF Did not finish
 DNT Did not track



Horse/Jockey Name	Kerchak
Final Rank	1
Fastest Section Time (Section)	0:11.55 (400m)
Top Speed [km/h] (Section)	63.1 (400m)
Race State	Finished



Doomben QLD Professional

Race 2: DRINKWISE OPEN Handicap - 2030m

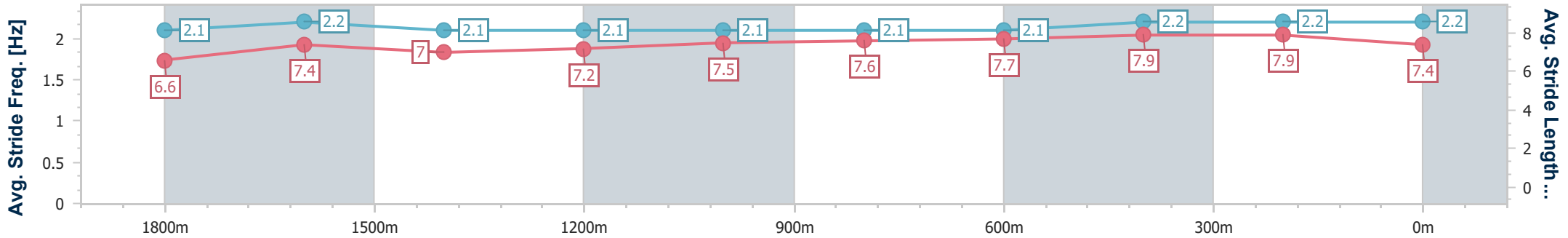
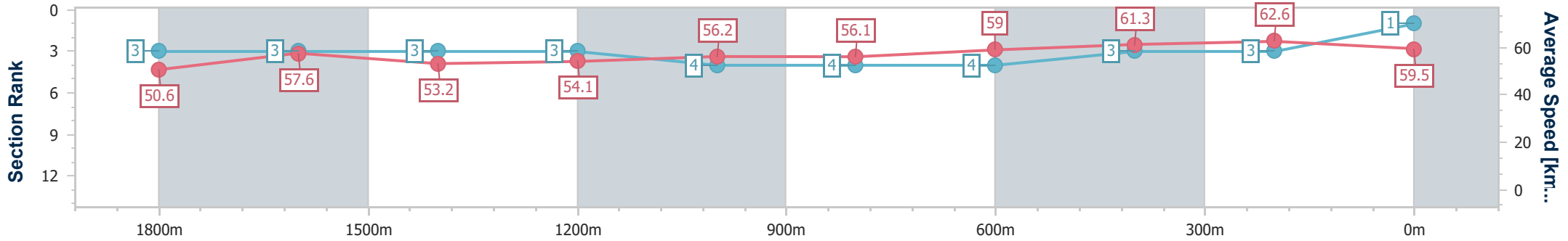
30 November 2024 - 12:53

Track Rating: Heavy 10, Weather: Showers, Rail Position: +4.5m Entire



BRISBANE RACING CLUB

Section	Overall	1800m	1600m	1400m	1200m	1000m	800m	600m	400m	200m
Section Times	2:09.08 [1] (0:16.34)	1:52.74 [3] (0:12.50)	1:40.24 [3] (0:13.49)	1:26.75 [3] (0:13.36)	1:13.39 [3] (0:12.83)	1:00.56 [4] (0:12.85)	0:47.71 [4] (0:12.28)	0:35.43 [4] (0:11.74)	0:23.69 [3] (0:11.55)	0:12.14 [3] (0:12.14)
Average Speed [km/h]	50.6	57.6	53.2	54.1	56.2	56.1	59.0	61.3	62.6	59.5
Top Speed [km/h]	61.3	61.4	54.3	55.5	57.6	57.6	60.5	62.8	63.1	61.7
Avg. Dist. to Rail [m]	5.9	1.0	0.7	1.0	1.3	0.9	0.8	0.7	3.3	5.2
Avg. Stride Freq. [Hz]	2.1	2.2	2.1	2.1	2.1	2.1	2.1	2.2	2.2	2.2
Avg. Stride Length [m]	6.6	7.4	7.0	7.2	7.5	7.6	7.7	7.9	7.9	7.4



- [] Ranking at each section and finish
- .-.- No data available at this section
- NA No data available



Horse/Jockey Name	Exotique Miss
Final Rank	2
Fastest Section Time (Section)	0:11.70 (400m)
Top Speed [km/h] (Section)	62.5 (400m)
Race State	Finished



Doomben QLD Professional

Race 2: DRINKWISE OPEN Handicap - 2030m

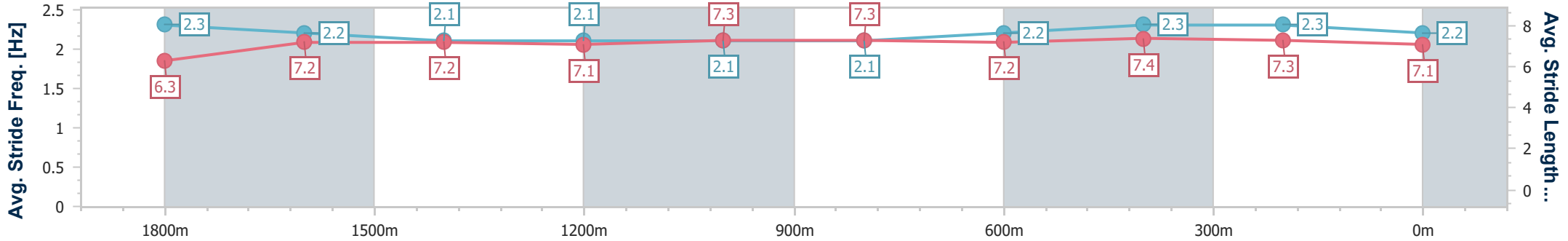
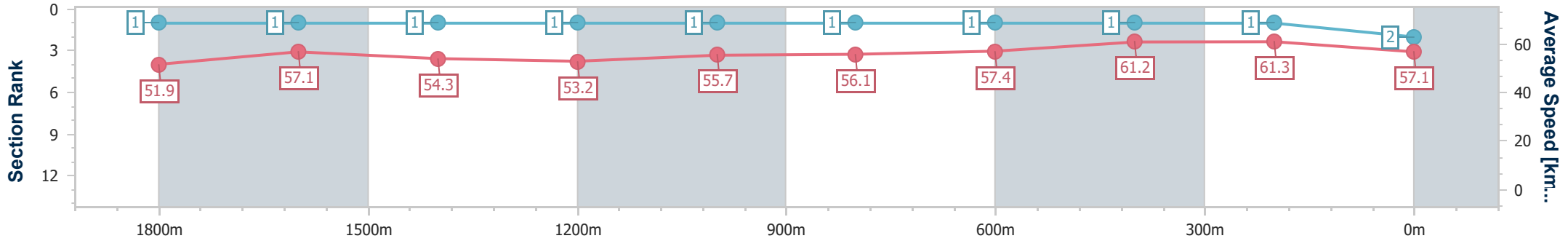
30 November 2024 - 12:53

Track Rating: Heavy 10, Weather: Showers, Rail Position: +4.5m Entire



BRISBANE RACING CLUB

Section	Overall	1800m	1600m	1400m	1200m	1000m	800m	600m	400m	200m
Section Times	2:09.22 [2] (0:15.95)	1:53.27 [1] (0:12.40)	1:40.87 [1] (0:13.19)	1:27.68 [1] (0:13.44)	1:14.24 [1] (0:12.96)	1:01.28 [1] (0:12.83)	0:48.45 [1] (0:12.46)	0:35.99 [1] (0:11.71)	0:24.28 [1] (0:11.70)	0:12.58 [1] (0:12.58)
Average Speed [km/h]	51.9	57.1	54.3	53.2	55.7	56.1	57.4	61.2	61.3	57.1
Top Speed [km/h]	61.9	60.5	55.1	54.6	57.3	56.9	60.0	62.4	62.5	60.3
Avg. Dist. to Rail [m]	0.9	2.3	1.4	1.0	0.2	0.1	1.2	1.1	1.4	1.7
Avg. Stride Freq. [Hz]	2.3	2.2	2.1	2.1	2.1	2.1	2.2	2.3	2.3	2.2
Avg. Stride Length [m]	6.3	7.2	7.2	7.1	7.3	7.3	7.2	7.4	7.3	7.1



- [] Ranking at each section and finish
- .-.- No data available at this section
- NA No data available



Horse/Jockey Name	Stuck With You
Final Rank	3
Fastest Section Time (Section)	0:11.74 (600m)
Top Speed [km/h] (Section)	63.7 (600m)
Race State	Finished



Doomben QLD Professional

Race 2: DRINKWISE OPEN Handicap - 2030m

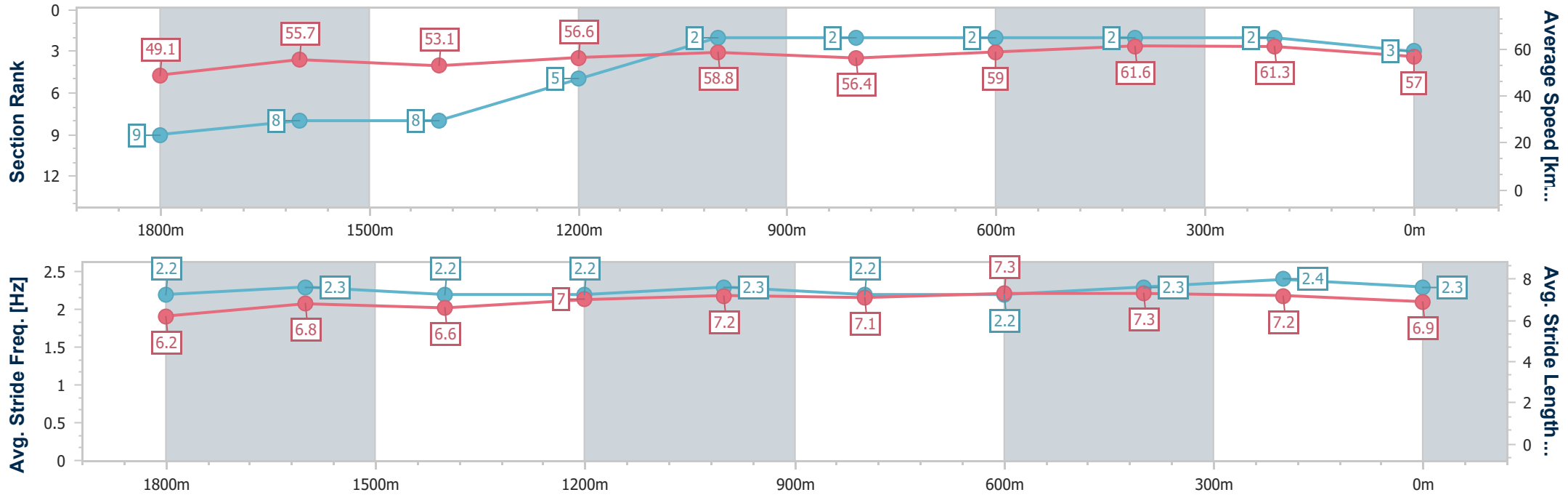
30 November 2024 - 12:53

Track Rating: Heavy 10, Weather: Showers, Rail Position: +4.5m Entire



BRISBANE RACING CLUB

Section	Overall	1800m	1600m	1400m	1200m	1000m	800m	600m	400m	200m
Section Times	2:09.49 [3] (0:16.87)	1:52.62 [9] (0:12.78)	1:39.84 [8] (0:13.52)	1:26.32 [8] (0:12.83)	1:13.49 [5] (0:12.25)	1:01.24 [2] (0:12.81)	0:48.43 [2] (0:12.30)	0:36.13 [2] (0:11.74)	0:24.39 [2] (0:11.78)	0:12.61 [2] (0:12.61)
Average Speed [km/h]	49.1	55.7	53.1	56.6	58.8	56.4	59.0	61.6	61.3	57.0
Top Speed [km/h]	61.3	59.3	55.1	59.7	60.3	57.4	61.1	63.7	62.1	60.4
Avg. Dist. to Rail [m]	3.1	1.8	0.8	1.4	2.4	2.1	1.6	0.7	2.5	4.5
Avg. Stride Freq. [Hz]	2.2	2.3	2.2	2.2	2.3	2.2	2.2	2.3	2.4	2.3
Avg. Stride Length [m]	6.2	6.8	6.6	7.0	7.2	7.1	7.3	7.3	7.2	6.9



- [] Ranking at each section and finish
- .-.- No data available at this section
- NA No data available



Horse/Jockey Name	Linthorpe Lad
Final Rank	4
Fastest Section Time (Section)	0:11.60 (400m)
Top Speed [km/h] (Section)	63.0 (600m)
Race State	Finished



Doomben QLD Professional

Race 2: DRINKWISE OPEN Handicap - 2030m

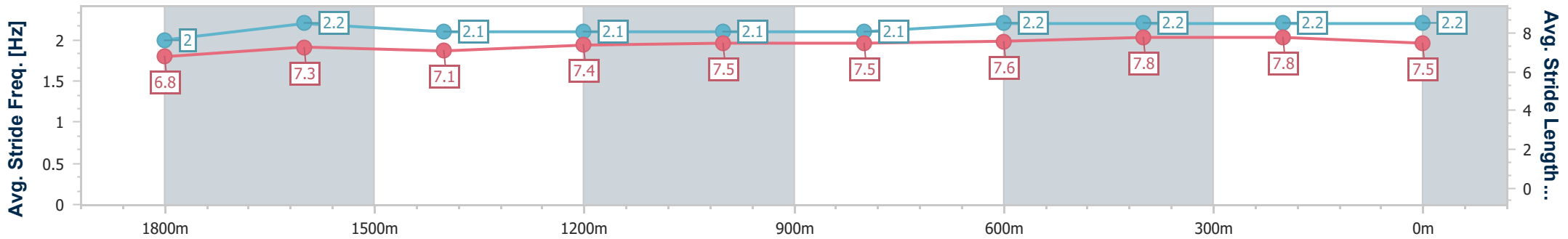
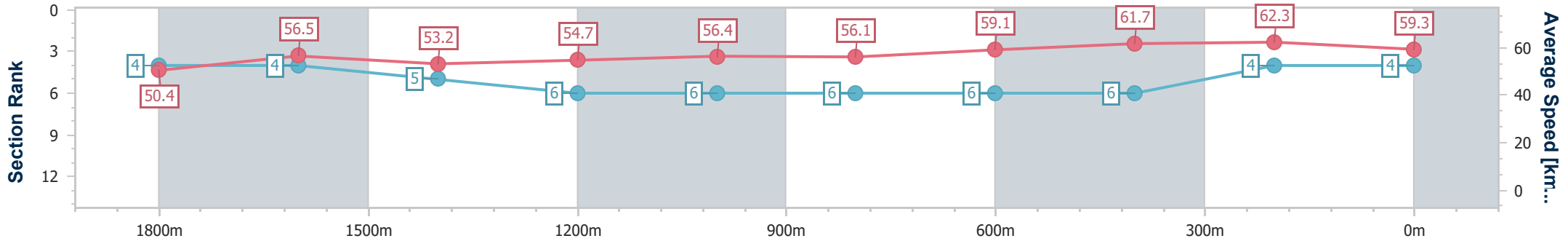
30 November 2024 - 12:53

Track Rating: Heavy 10, Weather: Showers, Rail Position: +4.5m Entire



BRISBANE RACING CLUB

Section	Overall	1800m	1600m	1400m	1200m	1000m	800m	600m	400m	200m
Section Times	2:09.52 [4] (0:16.45)	1:53.07 [4] (0:12.68)	1:40.39 [4] (0:13.57)	1:26.82 [5] (0:13.32)	1:13.50 [6] (0:12.80)	1:00.70 [6] (0:12.87)	0:47.83 [6] (0:12.30)	0:35.53 [6] (0:11.76)	0:23.77 [6] (0:11.60)	0:12.17 [4] (0:12.17)
Average Speed [km/h]	50.4	56.5	53.2	54.7	56.4	56.1	59.1	61.7	62.3	59.3
Top Speed [km/h]	60.2	60.1	54.5	56.2	58.1	58.1	60.9	63.0	62.8	62.0
Avg. Dist. to Rail [m]	1.6	0.6	0.7	2.1	2.8	2.1	1.7	1.4	4.4	6.7
Avg. Stride Freq. [Hz]	2.0	2.2	2.1	2.1	2.1	2.1	2.2	2.2	2.2	2.2
Avg. Stride Length [m]	6.8	7.3	7.1	7.4	7.5	7.5	7.6	7.8	7.8	7.5



- [] Ranking at each section and finish
- .-.- No data available at this section
- NA No data available



Horse/Jockey Name	Rogue Bear
Final Rank	5
Fastest Section Time (Section)	0:11.56 (400m)
Top Speed [km/h] (Section)	63.5 (400m)
Race State	Finished



Doomben QLD Professional

Race 2: DRINKWISE OPEN Handicap - 2030m

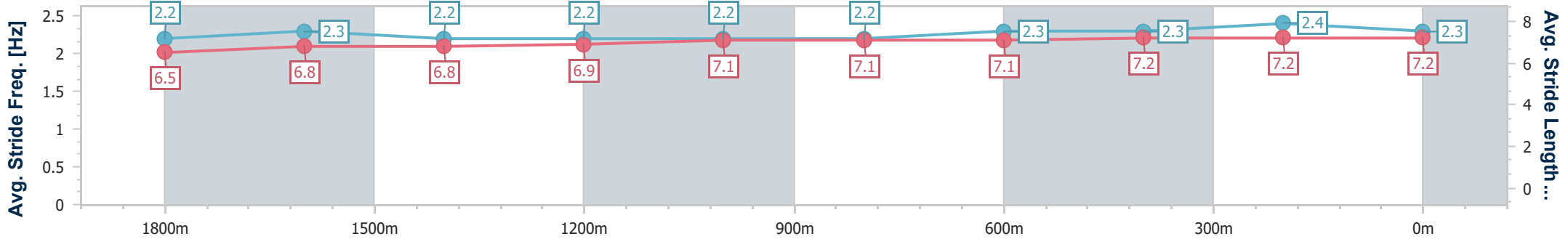
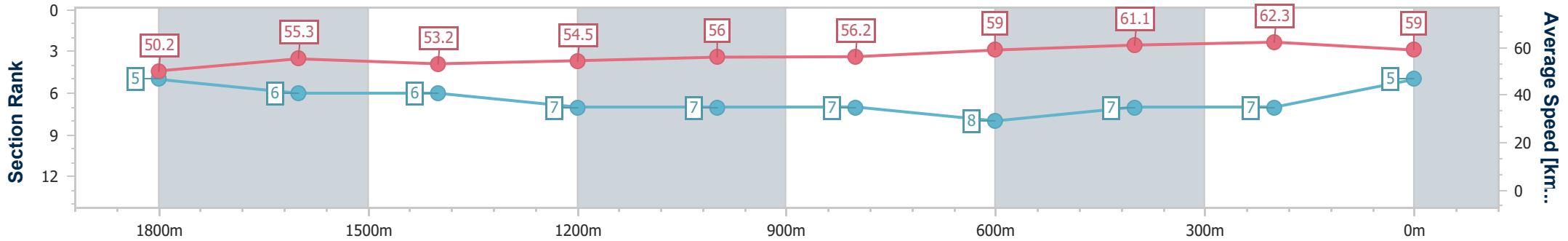
30 November 2024 - 12:53

Track Rating: Heavy 10, Weather: Showers, Rail Position: +4.5m Entire



BRISBANE RACING CLUB

Section	Overall	1800m	1600m	1400m	1200m	1000m	800m	600m	400m	200m
Section Times	2:09.73 [5] (0:16.46)	1:53.27 [5] (0:12.89)	1:40.38 [6] (0:13.47)	1:26.91 [6] (0:13.27)	1:13.64 [7] (0:12.87)	1:00.77 [7] (0:12.89)	0:47.88 [7] (0:12.27)	0:35.61 [8] (0:11.82)	0:23.79 [7] (0:11.56)	0:12.23 [7] (0:12.23)
Average Speed [km/h]	50.2	55.3	53.2	54.5	56.0	56.2	59.0	61.1	62.3	59.0
Top Speed [km/h]	60.1	59.1	55.0	56.0	57.9	58.1	61.0	63.0	63.5	62.1
Avg. Dist. to Rail [m]	2.5	1.6	1.0	0.8	2.4	2.2	1.4	0.4	2.6	4.3
Avg. Stride Freq. [Hz]	2.2	2.3	2.2	2.2	2.2	2.2	2.3	2.3	2.4	2.3
Avg. Stride Length [m]	6.5	6.8	6.8	6.9	7.1	7.1	7.1	7.2	7.2	7.2



- [] Ranking at each section and finish
- .-.- No data available at this section
- NA No data available



Horse/Jockey Name	Habeebah
Final Rank	6
Fastest Section Time (Section)	0:11.29 (400m)
Top Speed [km/h] (Section)	64.8 (400m)
Race State	Finished



Doomben QLD Professional

Race 2: DRINKWISE OPEN Handicap - 2030m

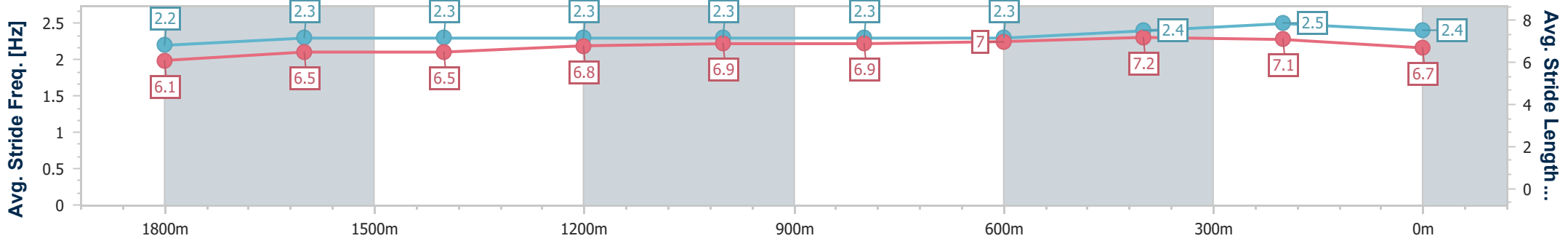
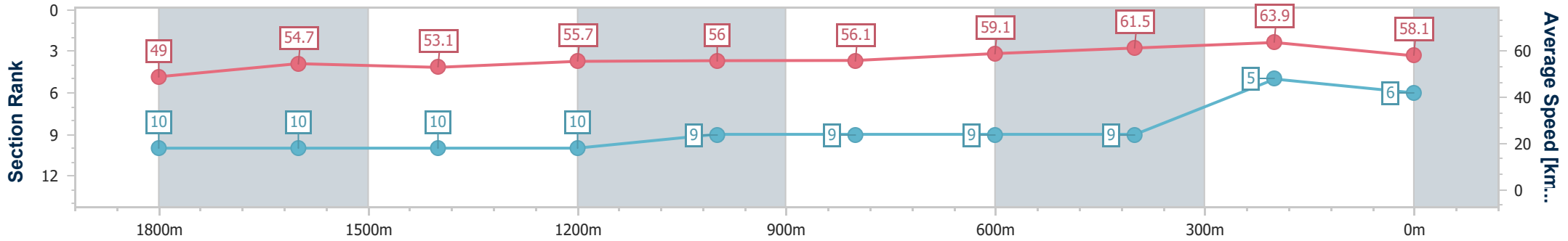
30 November 2024 - 12:53

Track Rating: Heavy 10, Weather: Showers, Rail Position: +4.5m Entire



BRISBANE RACING CLUB

Section	Overall	1800m	1600m	1400m	1200m	1000m	800m	600m	400m	200m
Section Times	2:09.78 [6] (0:16.95)	1:52.83 [10] (0:13.04)	1:39.79 [10] (0:13.55)	1:26.24 [10] (0:12.98)	1:13.26 [10] (0:12.89)	1:00.37 [9] (0:12.82)	0:47.55 [9] (0:12.17)	0:35.38 [9] (0:11.69)	0:23.69 [9] (0:11.29)	0:12.40 [5] (0:12.40)
Average Speed [km/h]	49.0	54.7	53.1	55.7	56.0	56.1	59.1	61.5	63.9	58.1
Top Speed [km/h]	61.6	58.8	54.5	56.6	57.8	58.0	60.8	62.9	64.8	62.5
Avg. Dist. to Rail [m]	4.4	1.0	0.4	0.5	1.5	1.2	0.2	0.3	3.3	7.4
Avg. Stride Freq. [Hz]	2.2	2.3	2.3	2.3	2.3	2.3	2.3	2.4	2.5	2.4
Avg. Stride Length [m]	6.1	6.5	6.5	6.8	6.9	6.9	7.0	7.2	7.1	6.7



- [] Ranking at each section and finish
- .-.- No data available at this section
- NA No data available



Horse/Jockey Name	Lately
Final Rank	7
Fastest Section Time (Section)	0:11.81 (400m)
Top Speed [km/h] (Section)	61.7 (400m)
Race State	Finished



Doomben QLD Professional

Race 2: DRINKWISE OPEN Handicap - 2030m

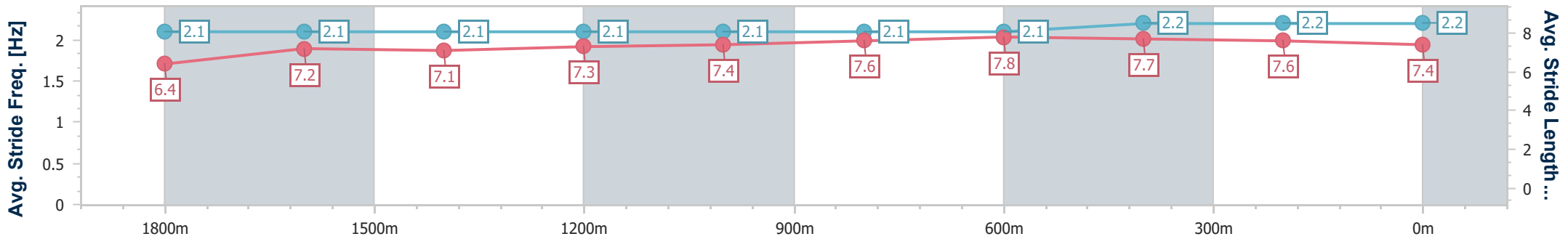
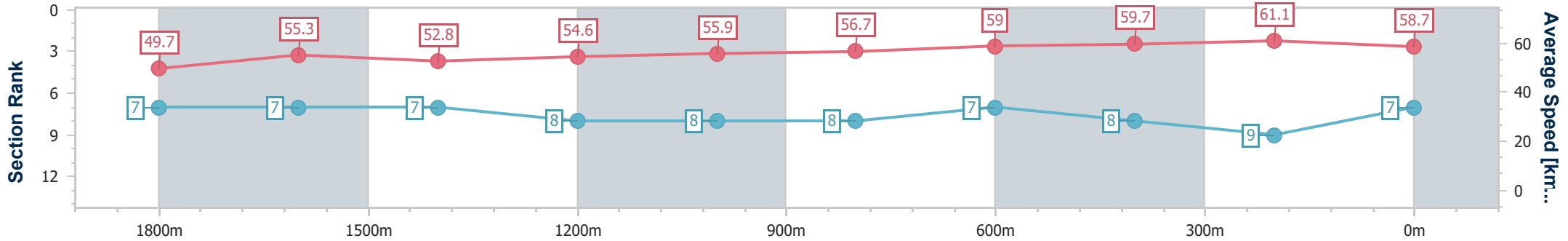
30 November 2024 - 12:53

Track Rating: Heavy 10, Weather: Showers, Rail Position: +4.5m Entire



BRISBANE RACING CLUB

Section	Overall	1800m	1600m	1400m	1200m	1000m	800m	600m	400m	200m
Section Times	2:10.00 [7] (0:16.66)	1:53.34 [7] (0:12.87)	1:40.47 [7] (0:13.58)	1:26.89 [7] (0:13.20)	1:13.69 [8] (0:12.86)	1:00.83 [8] (0:12.74)	0:48.09 [8] (0:12.15)	0:35.94 [7] (0:11.91)	0:24.03 [8] (0:11.81)	0:12.22 [9] (0:12.22)
Average Speed [km/h]	49.7	55.3	52.8	54.6	55.9	56.7	59.0	59.7	61.1	58.7
Top Speed [km/h]	60.7	59.4	54.8	56.3	58.5	59.2	60.3	61.1	61.7	61.2
Avg. Dist. to Rail [m]	2.0	1.8	1.4	0.6	0.7	0.2	0.8	1.8	0.6	1.0
Avg. Stride Freq. [Hz]	2.1	2.1	2.1	2.1	2.1	2.1	2.1	2.2	2.2	2.2
Avg. Stride Length [m]	6.4	7.2	7.1	7.3	7.4	7.6	7.8	7.7	7.6	7.4



- [] Ranking at each section and finish
- .-.- No data available at this section
- NA No data available



Horse/Jockey Name	Chayse 'N' Artie
Final Rank	8
Fastest Section Time (Section)	0:11.89 (400m)
Top Speed [km/h] (Section)	61.0 (400m)
Race State	Finished



Doomben QLD Professional

Race 2: DRINKWISE OPEN Handicap - 2030m

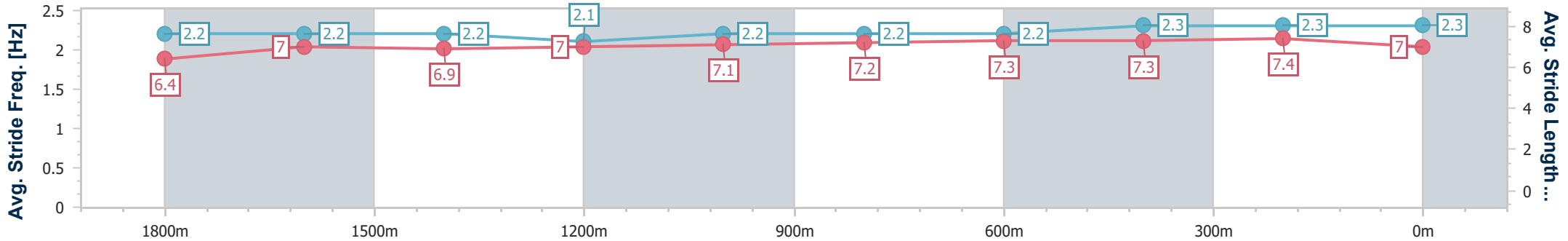
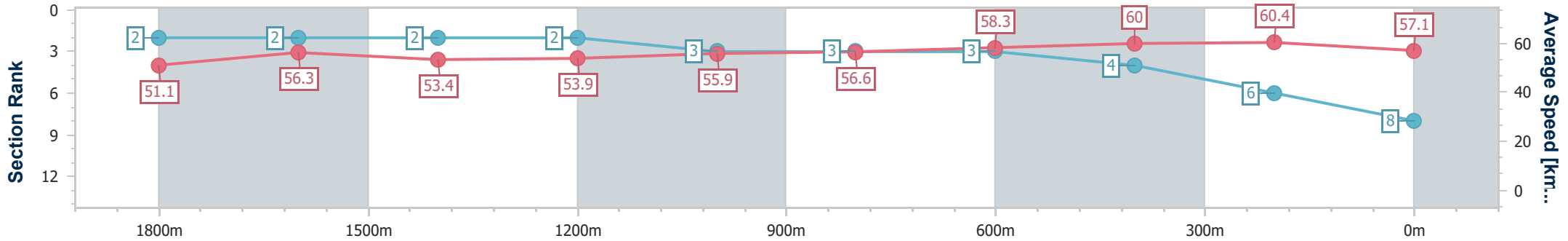
30 November 2024 - 12:53

Track Rating: Heavy 10, Weather: Showers, Rail Position: +4.5m Entire



BRISBANE RACING CLUB

Section	Overall	1800m	1600m	1400m	1200m	1000m	800m	600m	400m	200m
Section Times	2:10.03 [8] (0:16.19)	1:53.84 [2] (0:12.65)	1:41.19 [2] (0:13.41)	1:27.78 [2] (0:13.35)	1:14.43 [2] (0:12.87)	1:01.56 [3] (0:12.75)	0:48.81 [3] (0:12.36)	0:36.45 [3] (0:11.96)	0:24.49 [4] (0:11.89)	0:12.60 [6] (0:12.60)
Average Speed [km/h]	51.1	56.3	53.4	53.9	55.9	56.6	58.3	60.0	60.4	57.1
Top Speed [km/h]	60.1	60.0	54.6	54.3	57.2	57.7	60.1	60.7	61.0	60.0
Avg. Dist. to Rail [m]	2.9	2.0	1.1	0.3	0.7	0.6	0.3	0.5	1.4	2.5
Avg. Stride Freq. [Hz]	2.2	2.2	2.2	2.1	2.2	2.2	2.2	2.3	2.3	2.3
Avg. Stride Length [m]	6.4	7.0	6.9	7.0	7.1	7.2	7.3	7.3	7.4	7.0



- [] Ranking at each section and finish
- .-.- No data available at this section
- NA No data available



Horse/Jockey Name	The Driller
Final Rank	9
Fastest Section Time (Section)	0:11.89 (600m)
Top Speed [km/h] (Section)	61.7 (400m)
Race State	Finished



Doomben QLD Professional

Race 2: DRINKWISE OPEN Handicap - 2030m

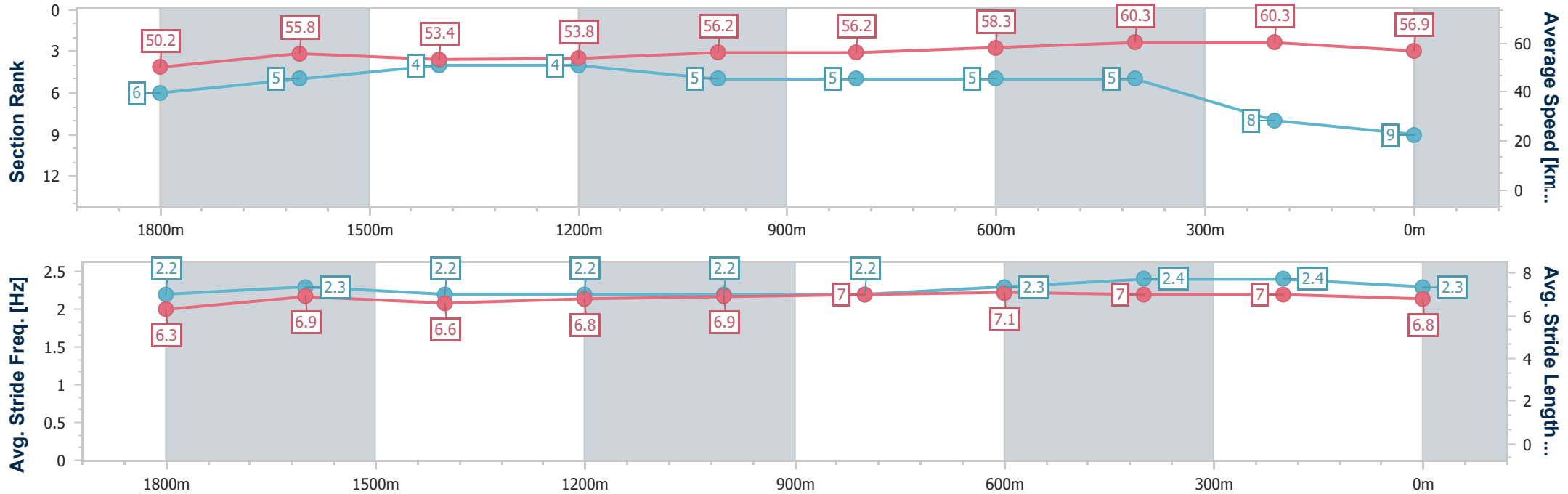
30 November 2024 - 12:53

Track Rating: Heavy 10, Weather: Showers, Rail Position: +4.5m Entire



BRISBANE RACING CLUB

Section	Overall	1800m	1600m	1400m	1200m	1000m	800m	600m	400m	200m
Section Times	2:10.22 [9] (0:16.53)	1:53.69 [6] (0:12.70)	1:40.99 [5] (0:13.41)	1:27.58 [4] (0:13.27)	1:14.31 [4] (0:12.84)	1:01.47 [5] (0:12.78)	0:48.69 [5] (0:12.23)	0:36.46 [5] (0:11.89)	0:24.57 [5] (0:11.91)	0:12.66 [8] (0:12.66)
Average Speed [km/h]	50.2	55.8	53.4	53.8	56.2	56.2	58.3	60.3	60.3	56.9
Top Speed [km/h]	61.4	59.6	55.1	55.8	58.2	57.4	60.5	61.1	61.7	60.2
Avg. Dist. to Rail [m]	1.4	2.0	2.0	0.5	0.6	1.0	1.6	1.7	1.7	2.5
Avg. Stride Freq. [Hz]	2.2	2.3	2.2	2.2	2.2	2.2	2.3	2.4	2.4	2.3
Avg. Stride Length [m]	6.3	6.9	6.6	6.8	6.9	7.0	7.1	7.0	7.0	6.8



- [] Ranking at each section and finish
- .-.- No data available at this section
- NA No data available



Horse/Jockey Name	Warrah Flash
Final Rank	10
Fastest Section Time (Section)	0:12.28 (600m)
Top Speed [km/h] (Section)	60.9 (600m)
Race State	Finished



Doomben QLD Professional

Race 2: DRINKWISE OPEN Handicap - 2030m

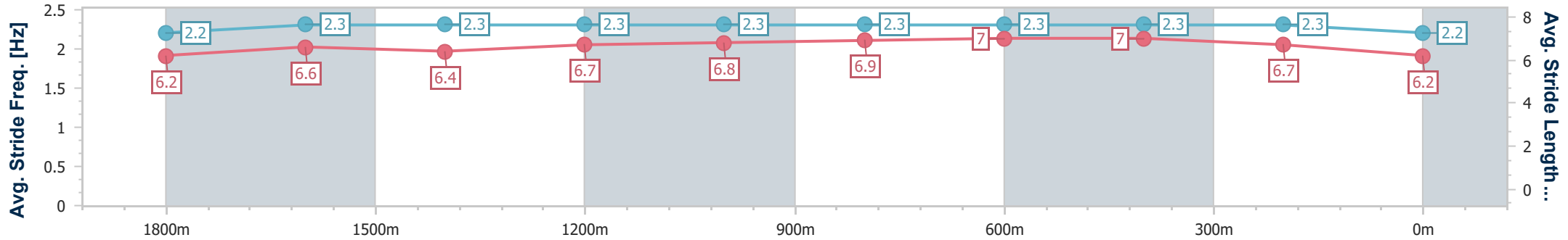
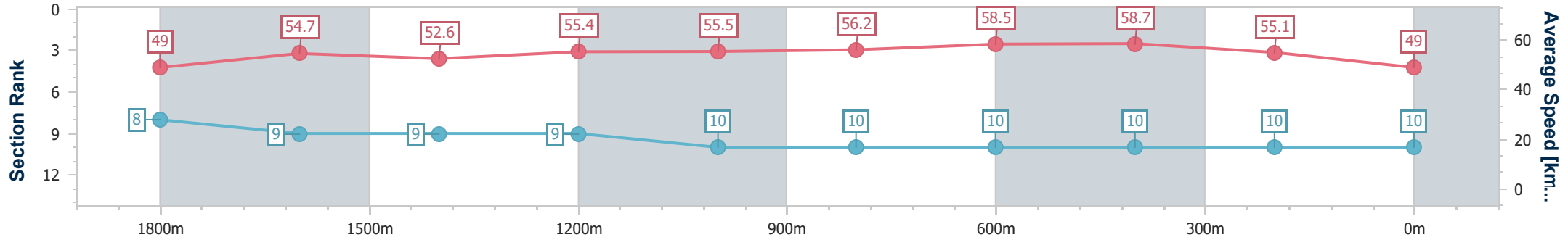
30 November 2024 - 12:53

Track Rating: Heavy 10, Weather: Showers, Rail Position: +4.5m Entire



BRISBANE RACING CLUB

Section	Overall	1800m	1600m	1400m	1200m	1000m	800m	600m	400m	200m
Section Times	2:14.60 [10] (0:16.86)	1:57.74 [8] (0:12.97)	1:44.77 [9] (0:13.63)	1:31.14 [9] (0:13.04)	1:18.10 [9] (0:12.99)	1:05.11 [10] (0:12.78)	0:52.33 [10] (0:12.33)	0:40.00 [10] (0:12.28)	0:27.72 [10] (0:13.04)	0:14.68 [10] (0:14.68)
Average Speed [km/h]	49.0	54.7	52.6	55.4	55.5	56.2	58.5	58.7	55.1	49.0
Top Speed [km/h]	60.5	58.0	54.4	57.6	57.3	59.0	60.8	60.9	58.1	53.0
Avg. Dist. to Rail [m]	1.8	2.1	1.3	0.4	1.3	0.5	0.2	0.2	2.2	3.9
Avg. Stride Freq. [Hz]	2.2	2.3	2.3	2.3	2.3	2.3	2.3	2.3	2.3	2.2
Avg. Stride Length [m]	6.2	6.6	6.4	6.7	6.8	6.9	7.0	7.0	6.7	6.2



- [] Ranking at each section and finish
- .-.- No data available at this section
- NA No data available



Doomben QLD Professional

Race 3: XXXX COUNTRY STAMPEDE (FINAL) NO METRO WINS LAST 2 YEARS - 1110m

30 November 2024 - 13:29



BRISBANE
RACING CLUB

Track Rating: Heavy 10, Weather: Showers, Rail Position: +4.5m Entire

Section		Overall	1000m	800m	600m	400m	200m	Last 600m					
Field Times		1:06.09 (0:08.16)	0:57.93 (0:10.62)	0:47.31 (0:11.08)	0:36.23 (0:11.57)	0:24.66 (0:11.71)	0:12.95 (0:12.95)	0:36.23					
Rank	TAB Horse/Jockey	Barrier	Top Speed [km/h]	Fastest Section								Margin	Distance Travelled [m]
1	7 LILY ALLEZ Nikki Olzard	6	69.6	0:08.19	1:06.09 [1] (0:08.19)	0:57.90 [2] (0:10.59)	0:47.31 [1] (0:11.08)	0:36.23 [1] (0:11.57)	0:24.66 [1] (0:11.71)	0:12.95 [1] (0:12.95)	1:06.09	0:36.23	
2	3 THE HANGER CAT James Orman	3	68.5	0:08.49	1:06.17 [2] (0:08.49)	0:57.68 [10] (0:10.91)	0:46.77 [7] (0:11.33)	0:35.44 [7] (0:11.48)	0:23.96 [6] (0:11.51)	0:12.45 [4] (0:12.45)	0.45L	0:35.44	+9
3	11 MASTERPLAN Justin Stanley	5	67.6	0:08.22	1:06.22 [3] (0:08.22)	0:58.00 [3] (0:10.93)	0:47.07 [4] (0:11.22)	0:35.85 [4] (0:11.59)	0:24.26 [4] (0:11.59)	0:12.67 [3] (0:12.67)	0.77L	0:35.85	+1
4	12 WITHOUT SHAME Robbie Dolan	1	67.0	0:08.72	1:06.32 [4] (0:08.72)	0:57.60 [12] (0:10.97)	0:46.63 [11] (0:11.22)	0:35.41 [11] (0:11.52)	0:23.89 [8] (0:11.56)	0:12.33 [6] (0:12.33)	1.31L	0:35.41	+2
5	13 CITY CHICK Nikita Beriman	14	69.2	0:08.22	1:06.63 [5] (0:08.22)	0:58.41 [4] (0:10.61)	0:47.80 [2] (0:11.09)	0:36.71 [2] (0:11.67)	0:25.04 [2] (0:11.80)	0:13.24 [2] (0:13.24)	3.17L	0:36.71	+7
6	14 SMILING ZAC Angela Jones	9	66.0	0:08.84	1:07.07 [6] (0:08.84)	0:58.23 [15] (0:11.14)	0:47.09 [15] (0:11.39)	0:35.70 [15] (0:11.61)	0:24.09 [15] (0:11.59)	0:12.50 [13] (0:12.50)	5.77L	0:35.70	+4
7	4 COCHRANE Ashley Butler	10	68.4	0:08.16	1:07.14 [7] (0:08.16)	0:58.98 [1] (0:10.82)	0:48.16 [3] (0:11.34)	0:36.82 [3] (0:11.60)	0:25.22 [3] (0:11.81)	0:13.41 [5] (0:13.41)	6.13L	0:36.82	+1
8	16 CAPTAIN FOX Andrew Mallyon	4	66.7	0:08.45	1:07.22 [8] (0:08.45)	0:58.77 [8] (0:11.06)	0:47.71 [8] (0:11.31)	0:36.40 [8] (0:11.53)	0:24.87 [7] (0:11.75)	0:13.12 [7] (0:13.12)	6.6L	0:36.40	+2
9	8 MEDIA EMPIRE Kyle Wilson-Taylor	11	66.4	0:08.77	1:07.49 [9] (0:08.77)	0:58.72 [14] (0:11.08)	0:47.64 [14] (0:11.39)	0:36.25 [14] (0:11.46)	0:24.79 [14] (0:11.79)	0:13.00 [12] (0:13.00)	8.22L	0:36.25	+1
10	6 KALASHNIKOV Jason Missen	2	67.8	0:08.33	1:07.62 [10] (0:08.33)	0:59.29 [5] (0:10.86)	0:48.43 [5] (0:11.28)	0:37.15 [5] (0:11.72)	0:25.43 [5] (0:11.93)	0:13.50 [8] (0:13.50)	8.97L	0:37.15	+1

Scratched: Kudu (#18), Grand de Lago (#9), Fanaar (#20), Chickerartie (#17), Diggity (#19)

Report Created: Sat 30 November 2024 13:44 GMT (Note: Timing is based on position data)

Page 1/17

[] Ranking at each section and finish
 -:-:- No data available at this section
 NA No data available
 SCN Saddle cloth number
 DNF Did not finish
 DNT Did not track

data processed by TRIPLESDATA



Doomben QLD Professional
Race 3: XXXX COUNTRY STAMPEDE (FINAL) NO METRO WINS LAST 2 YEARS - 1110m

30 November 2024 - 13:29



BRISBANE
RACING CLUB

Track Rating: Heavy 10, Weather: Showers, Rail Position: +4.5m Entire

Section		Overall	1000m	800m	600m	400m	200m	Last 600m					
Field Times		1:06.09 (0:08.16)	0:57.93 (0:10.62)	0:47.31 (0:11.08)	0:36.23 (0:11.57)	0:24.66 (0:11.71)	0:12.95 (0:12.95)	0:36.23					
Rank	TAB Horse/Jockey	Barrier	Top Speed [km/h]	Fastest Section	Margin							Distance Travelled [m]	
11	1 HAN DYNASTY Corey Bayliss	7	66.5 1000m	0:08.49 Overall	1:07.82 [11] (0:08.49)	0:59.33 [9] (0:11.14)	0:48.19 [10] (0:11.20)	0:36.99 [9] (0:11.79)	0:25.20 [12] (0:12.00)	0:13.20 [15] (0:13.20)	10.13L	0:36.99	+9
12	10 LOUD NOISE Damien Thornton	15	66.8 1000m	0:08.45 Overall	1:07.99 [12] (0:08.45)	0:59.54 [7] (0:11.11)	0:48.43 [9] (0:11.33)	0:37.10 [10] (0:11.69)	0:25.41 [10] (0:11.90)	0:13.51 [11] (0:13.51)	11.13L	0:37.10	+12
13	2 COAT OF ARMS Justin Huxtable	8	68.4 1000m	0:08.43 Overall	1:08.05 [13] (0:08.43)	0:59.62 [6] (0:10.78)	0:48.84 [6] (0:11.35)	0:37.49 [6] (0:11.88)	0:25.61 [9] (0:11.95)	0:13.66 [10] (0:13.66)	11.53L	0:37.49	+8
14	5 RUBY JULY Les Tilley	12	67.3 800m	0:08.69 Overall	1:08.09 [14] (0:08.69)	0:59.40 [11] (0:11.13)	0:48.27 [12] (0:11.16)	0:37.11 [12] (0:11.63)	0:25.48 [11] (0:11.72)	0:13.76 [9] (0:13.76)	11.72L	0:37.11	+8
15	15 ENABLER Samantha Collett	13	66.7 1000m	0:08.74 Overall	1:08.43 [15] (0:08.74)	0:59.69 [13] (0:11.08)	0:48.61 [12] (0:11.23)	0:37.38 [13] (0:11.64)	0:25.74 [13] (0:11.93)	0:13.81 [14] (0:13.81)	13.74L	0:37.38	+16

Scratched: Kudu (#18), Grand de Lago (#9), Fanaar (#20), Chickerartie (#17), Diggity (#19)

[] Ranking at each section and finish
 -:-:- No data available at this section
 NA No data available

SCN Saddle cloth number
 DNF Did not finish
 DNT Did not track



Horse/Jockey Name	Lily Allez
Final Rank	1
Fastest Section Time (Section)	0:08.19 (Overall)
Top Speed [km/h] (Section)	69.6 (1000m)
Race State	Finished

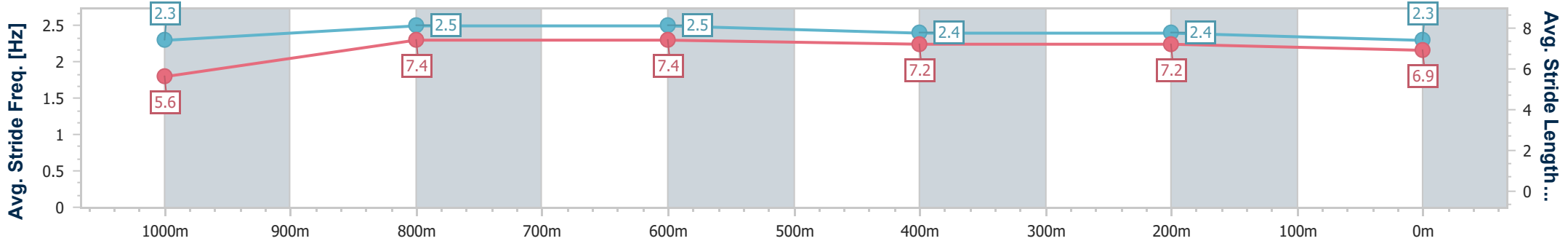
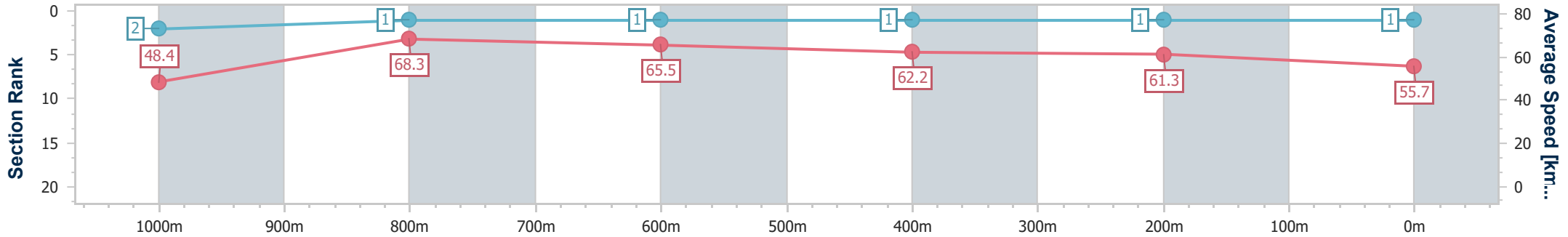


Doomben QLD Professional
Race 3: XXXX COUNTRY STAMPEDE (FINAL) NO METRO WINS
LAST 2 YEARS - 1110m
30 November 2024 - 13:29
Track Rating: Heavy 10, Weather: Showers, Rail Position: +4.5m
Entire



BRISBANE
RACING CLUB

Section	Overall	1000m	800m	600m	400m	200m
Section Times	1:06.09 [1] (0:08.19)	0:57.90 [2] (0:10.59)	0:47.31 [1] (0:11.08)	0:36.23 [1] (0:11.57)	0:24.66 [1] (0:11.71)	0:12.95 [1] (0:12.95)
Average Speed [km/h]	48.4	68.3	65.5	62.2	61.3	55.7
Top Speed [km/h]	66.6	69.6	66.6	64.6	62.7	60.0
Avg. Dist. to Rail [m]	6.0	2.2	1.0	0.5	0.9	3.7
Avg. Stride Freq. [Hz]	2.3	2.5	2.5	2.4	2.4	2.3
Avg. Stride Length [m]	5.6	7.4	7.4	7.2	7.2	6.9



- [] Ranking at each section and finish
- .-.- No data available at this section
- NA No data available



Horse/Jockey Name	The Hanger Cat
Final Rank	2
Fastest Section Time (Section)	0:08.49 (Overall)
Top Speed [km/h] (Section)	68.5 (1000m)
Race State	Finished

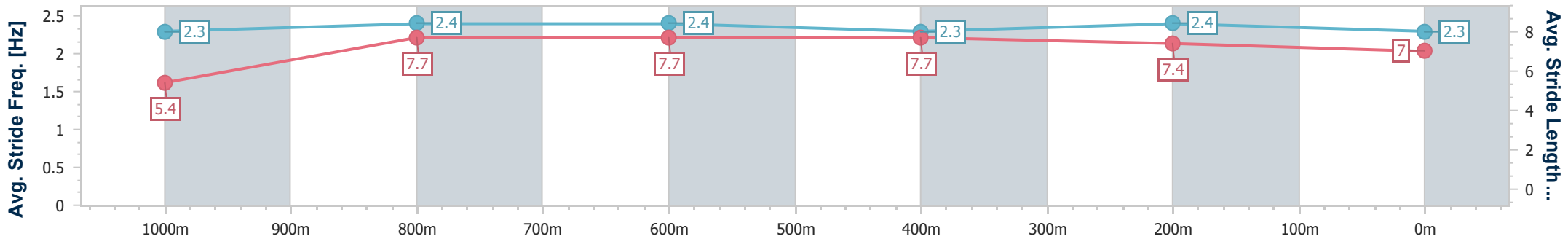
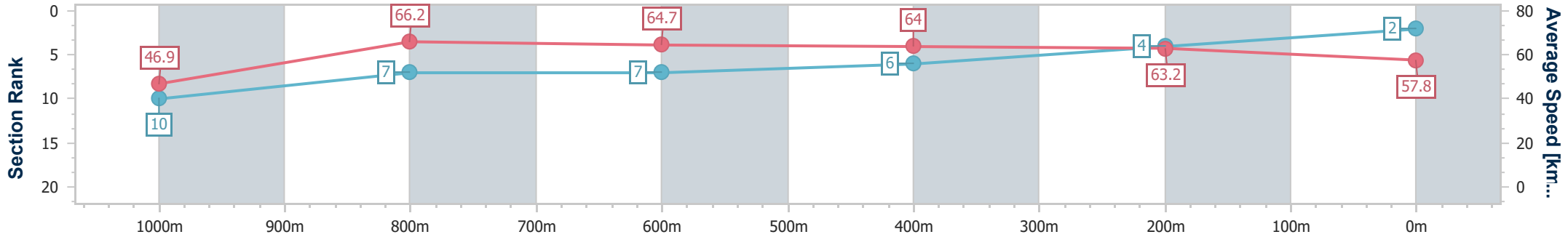


Doomben QLD Professional
Race 3: XXXX COUNTRY STAMPEDE (FINAL) NO METRO WINS
LAST 2 YEARS - 1110m
 30 November 2024 - 13:29
 Track Rating: Heavy 10, Weather: Showers, Rail Position: +4.5m
 Entire



BRISBANE
RACING CLUB

Section	Overall	1000m	800m	600m	400m	200m
Section Times	1:06.17 [2] (0:08.49)	0:57.68 [10] (0:10.91)	0:46.77 [7] (0:11.33)	0:35.44 [7] (0:11.48)	0:23.96 [6] (0:11.51)	0:12.45 [4] (0:12.45)
Average Speed [km/h]	46.9	66.2	64.7	64.0	63.2	57.8
Top Speed [km/h]	65.2	68.5	65.6	66.2	64.4	61.2
Avg. Dist. to Rail [m]	3.7	2.1	3.5	3.4	6.7	7.4
Avg. Stride Freq. [Hz]	2.3	2.4	2.4	2.3	2.4	2.3
Avg. Stride Length [m]	5.4	7.7	7.7	7.7	7.4	7.0



- [] Ranking at each section and finish
- .-.- No data available at this section
- NA No data available



Horse/Jockey Name	Masterplan
Final Rank	3
Fastest Section Time (Section)	0:08.22 (Overall)
Top Speed [km/h] (Section)	67.6 (1000m)
Race State	Finished

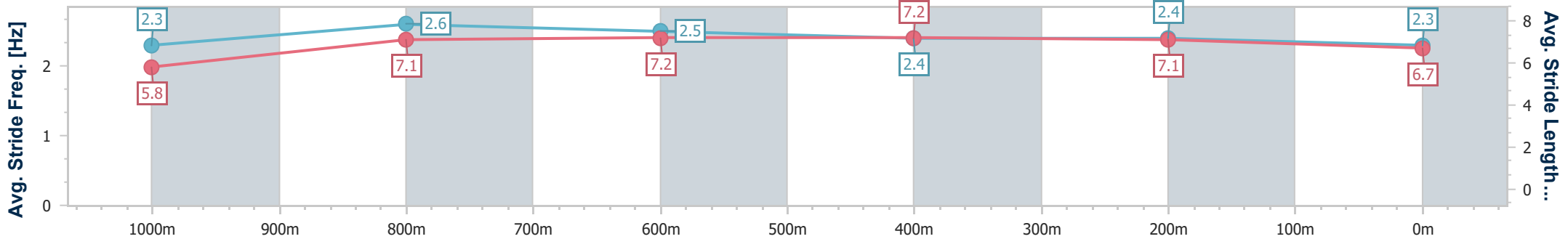
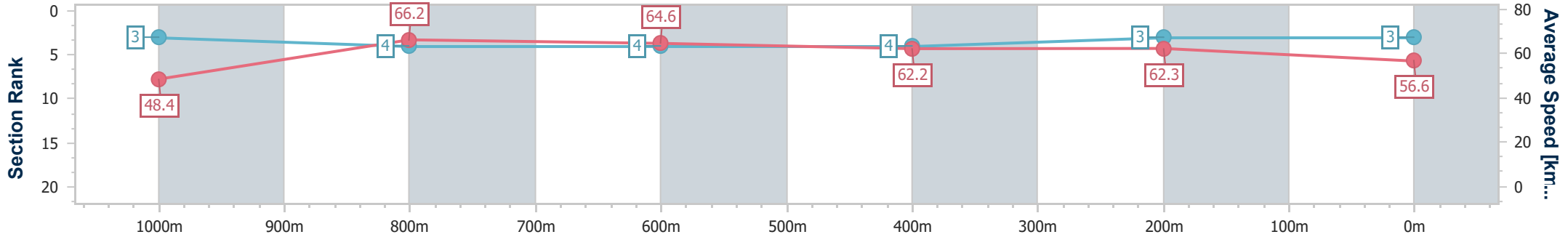


Doomben QLD Professional
Race 3: XXXX COUNTRY STAMPEDE (FINAL) NO METRO WINS
LAST 2 YEARS - 1110m
 30 November 2024 - 13:29
 Track Rating: Heavy 10, Weather: Showers, Rail Position: +4.5m
 Entire



BRISBANE RACING CLUB

Section	Overall	1000m	800m	600m	400m	200m								
Section Times	1:06.22 [3] (0:08.22)	0:58.00 [3] (0:10.93)	0:47.07 [4] (0:11.22)	0:35.85 [4] (0:11.59)	0:24.26 [4] (0:11.59)	0:12.67 [3] (0:12.67)								
Average Speed [km/h]	48.4	66.2	64.6	62.2	62.3	56.6								
Top Speed [km/h]	65.7	67.6	65.8	63.9	63.7	60.2								
Avg. Dist. to Rail [m]	4.5	2.0	1.7	0.8	3.2	6.1								
Avg. Stride Freq. [Hz]	2.3	2.6	2.5	2.4	2.4	2.3								
Avg. Stride Length [m]	5.8	7.1	7.2	7.2	7.1	6.7								



- [] Ranking at each section and finish
- .-.- No data available at this section
- NA No data available



Horse/Jockey Name	Without Shame
Final Rank	4
Fastest Section Time (Section)	0:08.72 (Overall)
Top Speed [km/h] (Section)	67.0 (1000m)
Race State	Finished

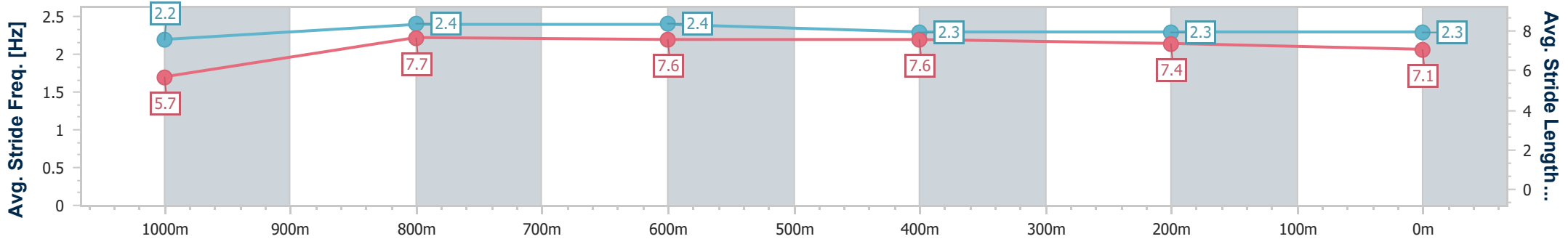
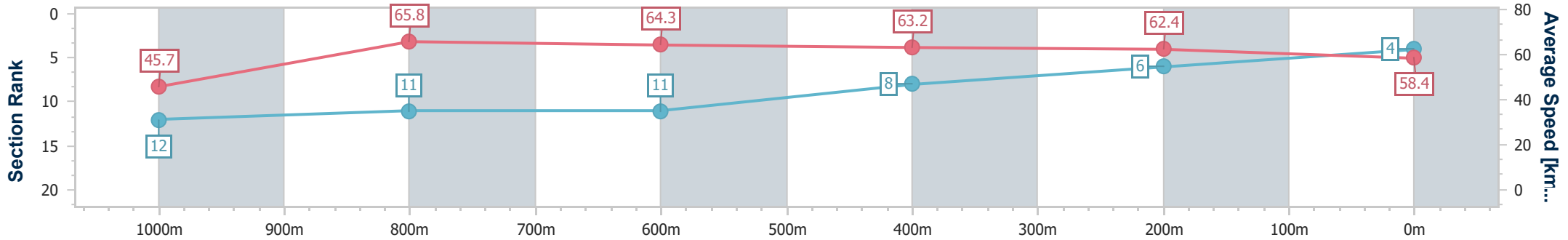


Doomben QLD Professional
Race 3: XXXX COUNTRY STAMPEDE (FINAL) NO METRO WINS
LAST 2 YEARS - 1110m
 30 November 2024 - 13:29
 Track Rating: Heavy 10, Weather: Showers, Rail Position: +4.5m
 Entire



BRISBANE RACING CLUB

Section	Overall	1000m	800m	600m	400m	200m
Section Times	1:06.32 [4] (0:08.72)	0:57.60 [12] (0:10.97)	0:46.63 [11] (0:11.22)	0:35.41 [11] (0:11.52)	0:23.89 [8] (0:11.56)	0:12.33 [6] (0:12.33)
Average Speed [km/h]	45.7	65.8	64.3	63.2	62.4	58.4
Top Speed [km/h]	64.3	67.0	65.8	64.6	63.9	61.6
Avg. Dist. to Rail [m]	1.9	1.1	1.6	1.3	1.9	3.0
Avg. Stride Freq. [Hz]	2.2	2.4	2.4	2.3	2.3	2.3
Avg. Stride Length [m]	5.7	7.7	7.6	7.6	7.4	7.1



- [] Ranking at each section and finish
- .-.- No data available at this section
- NA No data available



Horse/Jockey Name	City Chick
Final Rank	5
Fastest Section Time (Section)	0:08.22 (Overall)
Top Speed [km/h] (Section)	69.2 (1000m)
Race State	Finished

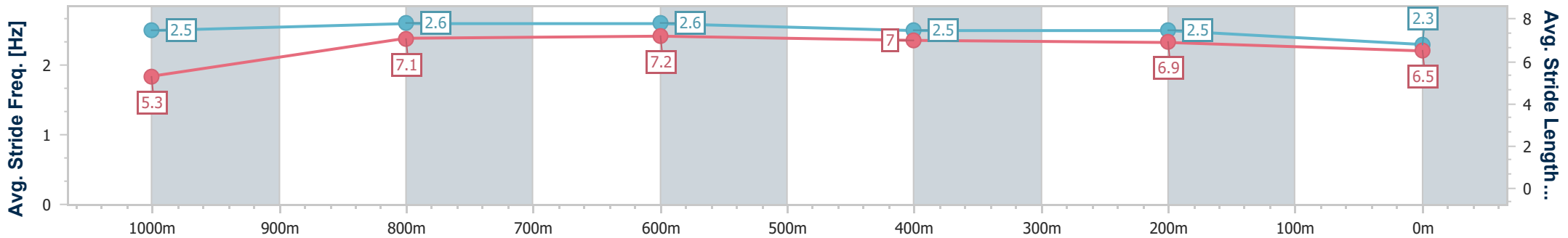
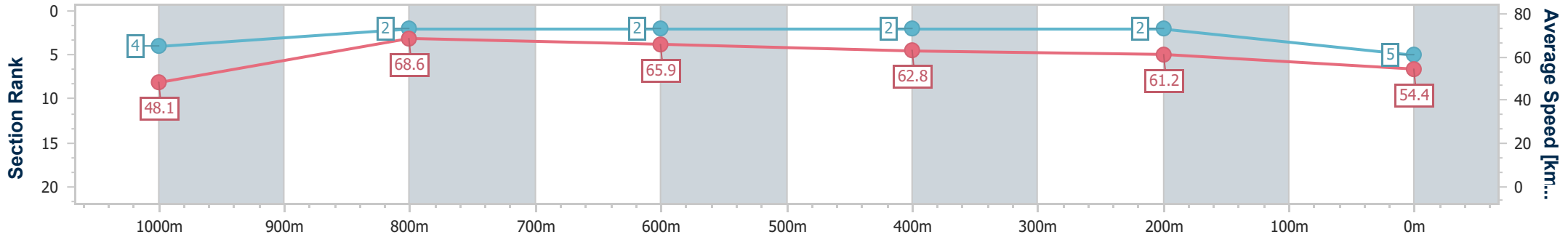


Doomben QLD Professional
Race 3: XXXX COUNTRY STAMPEDE (FINAL) NO METRO WINS
LAST 2 YEARS - 1110m
30 November 2024 - 13:29
Track Rating: Heavy 10, Weather: Showers, Rail Position: +4.5m
Entire



BRISBANE
RACING CLUB

Section	Overall	1000m	800m	600m	400m	200m								
Section Times	1:06.63 [5] (0:08.22)	0:58.41 [4] (0:10.61)	0:47.80 [2] (0:11.09)	0:36.71 [2] (0:11.67)	0:25.04 [2] (0:11.80)	0:13.24 [2] (0:13.24)								
Average Speed [km/h]	48.1	68.6	65.9	62.8	61.2	54.4								
Top Speed [km/h]	66.0	69.2	67.5	63.3	62.9	59.2								
Avg. Dist. to Rail [m]	12.5	4.6	3.5	3.0	1.8	1.8								
Avg. Stride Freq. [Hz]	2.5	2.6	2.6	2.5	2.5	2.3								
Avg. Stride Length [m]	5.3	7.1	7.2	7.0	6.9	6.5								



- [] Ranking at each section and finish
- .-.- No data available at this section
- NA No data available



Horse/Jockey Name	Smiling Zac
Final Rank	6
Fastest Section Time (Section)	0:08.84 (Overall)
Top Speed [km/h] (Section)	66.0 (1000m)
Race State	Finished

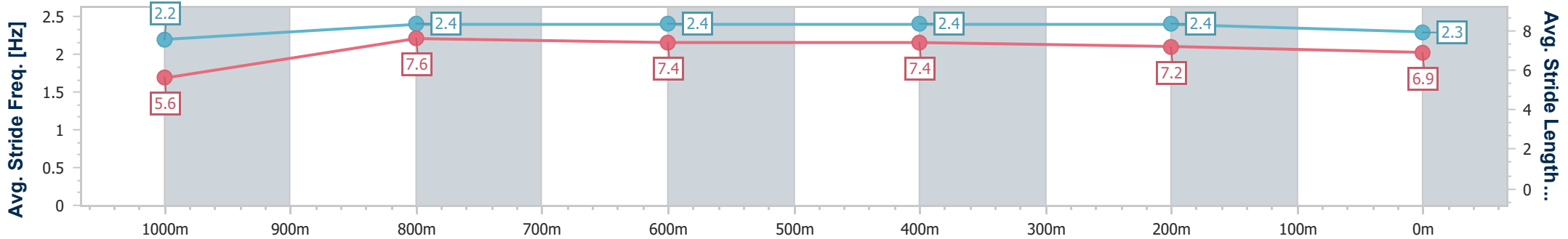
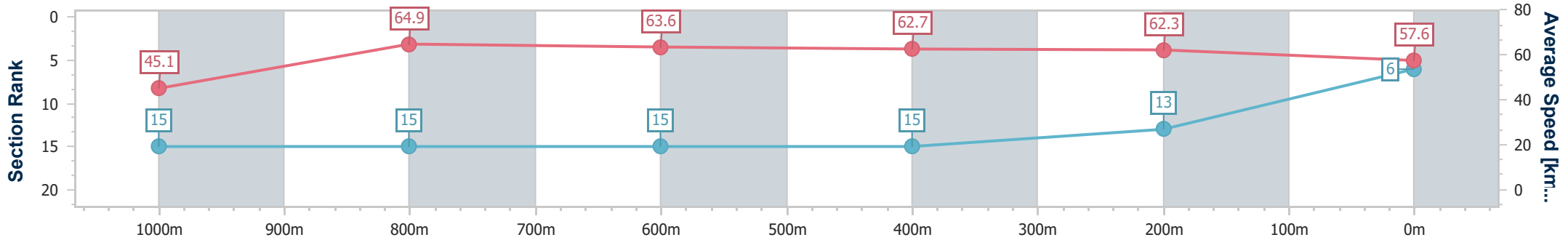


Doomben QLD Professional
Race 3: XXXX COUNTRY STAMPEDE (FINAL) NO METRO WINS
LAST 2 YEARS - 1110m
 30 November 2024 - 13:29
 Track Rating: Heavy 10, Weather: Showers, Rail Position: +4.5m
 Entire



BRISBANE
RACING CLUB

Section	Overall	1000m	800m	600m	400m	200m								
Section Times	1:07.07 [6] (0:08.84)	0:58.23 [15] (0:11.14)	0:47.09 [15] (0:11.39)	0:35.70 [15] (0:11.61)	0:24.09 [15] (0:11.59)	0:12.50 [13] (0:12.50)								
Average Speed [km/h]	45.1	64.9	63.6	62.7	62.3	57.6								
Top Speed [km/h]	61.9	66.0	64.9	64.5	63.5	61.4								
Avg. Dist. to Rail [m]	6.4	1.7	1.5	2.3	1.1	2.4								
Avg. Stride Freq. [Hz]	2.2	2.4	2.4	2.4	2.4	2.3								
Avg. Stride Length [m]	5.6	7.6	7.4	7.4	7.2	6.9								



- [] Ranking at each section and finish
- .-.- No data available at this section
- NA No data available



Horse/Jockey Name	Cochrane
Final Rank	7
Fastest Section Time (Section)	0:08.16 (Overall)
Top Speed [km/h] (Section)	68.4 (1000m)
Race State	Finished

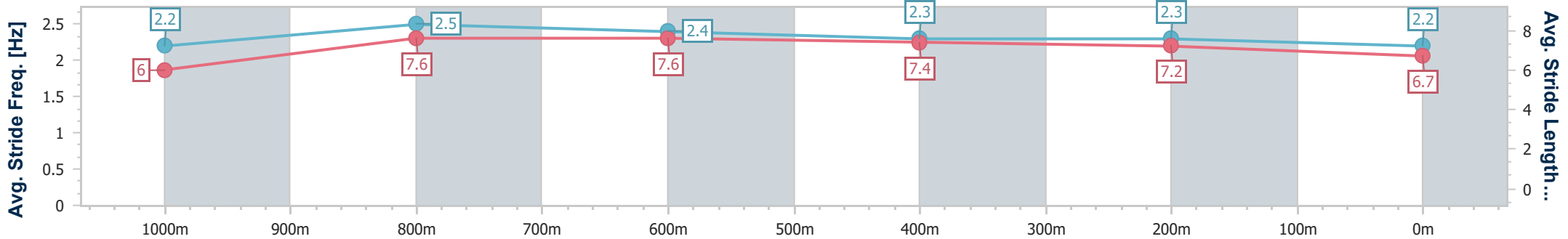
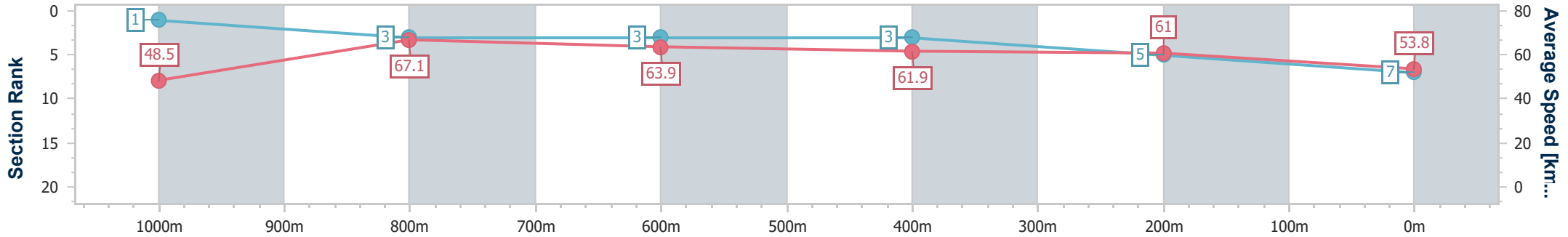


Doomben QLD Professional
Race 3: XXXX COUNTRY STAMPEDE (FINAL) NO METRO WINS
LAST 2 YEARS - 1110m
30 November 2024 - 13:29
Track Rating: Heavy 10, Weather: Showers, Rail Position: +4.5m
Entire



BRISBANE
RACING CLUB

Section	Overall	1000m	800m	600m	400m	200m								
Section Times	1:07.14 [7] (0:08.16)	0:58.98 [1] (0:10.82)	0:48.16 [3] (0:11.34)	0:36.82 [3] (0:11.60)	0:25.22 [3] (0:11.81)	0:13.41 [5] (0:13.41)								
Average Speed [km/h]	48.5	67.1	63.9	61.9	61.0	53.8								
Top Speed [km/h]	65.1	68.4	66.9	63.7	62.2	58.7								
Avg. Dist. to Rail [m]	9.4	3.8	1.1	0.3	1.0	0.5								
Avg. Stride Freq. [Hz]	2.2	2.5	2.4	2.3	2.3	2.2								
Avg. Stride Length [m]	6.0	7.6	7.6	7.4	7.2	6.7								



- [] Ranking at each section and finish
- .-.- No data available at this section
- NA No data available



Horse/Jockey Name	Captain Fox
Final Rank	8
Fastest Section Time (Section)	0:08.45 (Overall)
Top Speed [km/h] (Section)	66.7 (1000m)
Race State	Finished

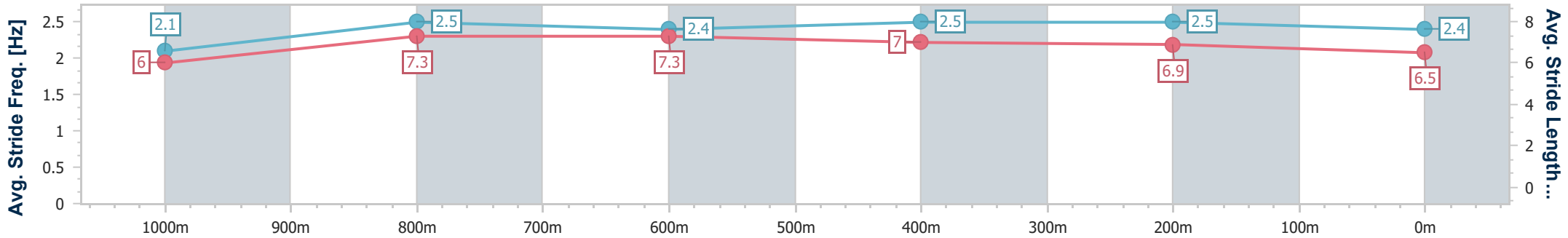
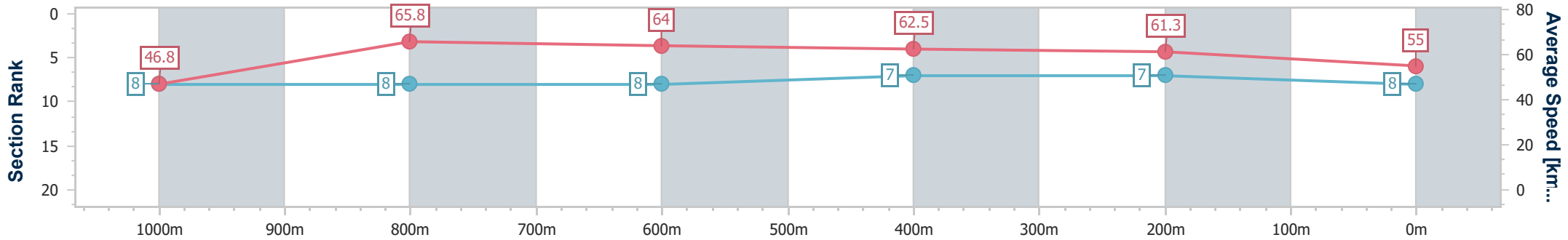


Doomben QLD Professional
Race 3: XXXX COUNTRY STAMPEDE (FINAL) NO METRO WINS
LAST 2 YEARS - 1110m
 30 November 2024 - 13:29
 Track Rating: Heavy 10, Weather: Showers, Rail Position: +4.5m
 Entire



BRISBANE
RACING CLUB

Section	Overall	1000m	800m	600m	400m	200m								
Section Times	1:07.22 [8] (0:08.45)	0:58.77 [8] (0:11.06)	0:47.71 [8] (0:11.31)	0:36.40 [8] (0:11.53)	0:24.87 [7] (0:11.75)	0:13.12 [7] (0:13.12)								
Average Speed [km/h]	46.8	65.8	64.0	62.5	61.3	55.0								
Top Speed [km/h]	63.2	66.7	65.2	64.7	63.3	59.3								
Avg. Dist. to Rail [m]	4.4	2.2	1.5	0.6	2.2	5.1								
Avg. Stride Freq. [Hz]	2.1	2.5	2.4	2.5	2.5	2.4								
Avg. Stride Length [m]	6.0	7.3	7.3	7.0	6.9	6.5								



- [] Ranking at each section and finish
- .-.- No data available at this section
- NA No data available



Horse/Jockey Name	Media Empire
Final Rank	9
Fastest Section Time (Section)	0:08.77 (Overall)
Top Speed [km/h] (Section)	66.4 (1000m)
Race State	Finished

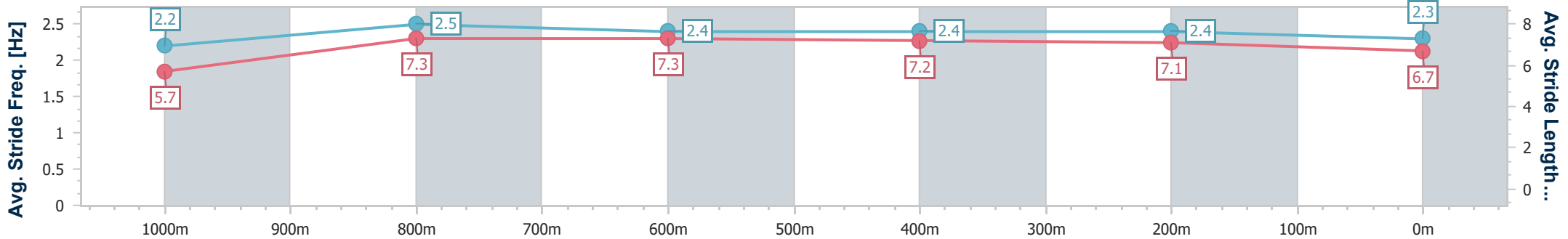
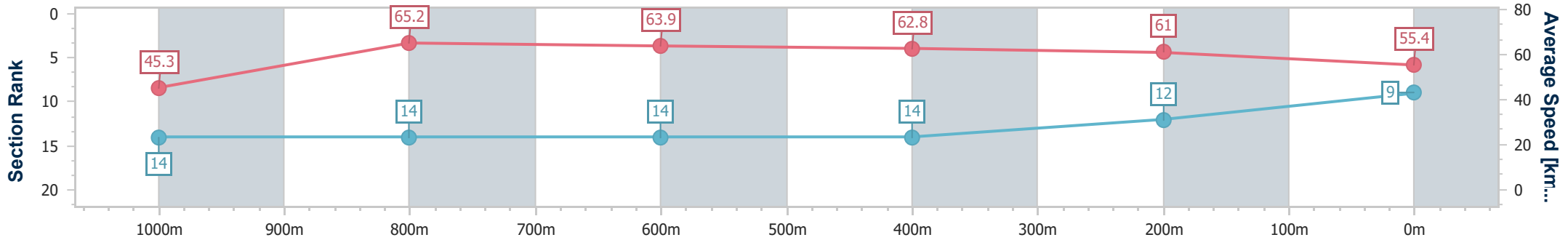


Doomben QLD Professional
Race 3: XXXX COUNTRY STAMPEDE (FINAL) NO METRO WINS
LAST 2 YEARS - 1110m
30 November 2024 - 13:29
Track Rating: Heavy 10, Weather: Showers, Rail Position: +4.5m
Entire



BRISBANE
RACING CLUB

Section	Overall	1000m	800m	600m	400m	200m								
Section Times	1:07.49 [9] (0:08.77)	0:58.72 [14] (0:11.08)	0:47.64 [14] (0:11.39)	0:36.25 [14] (0:11.46)	0:24.79 [14] (0:11.79)	0:13.00 [12] (0:13.00)								
Average Speed [km/h]	45.3	65.2	63.9	62.8	61.0	55.4								
Top Speed [km/h]	62.5	66.4	65.6	64.3	62.4	60.5								
Avg. Dist. to Rail [m]	9.1	2.7	1.8	0.8	2.0	2.7								
Avg. Stride Freq. [Hz]	2.2	2.5	2.4	2.4	2.4	2.3								
Avg. Stride Length [m]	5.7	7.3	7.3	7.2	7.1	6.7								



- [] Ranking at each section and finish
- .-.- No data available at this section
- NA No data available



Horse/Jockey Name	Kalashnikov
Final Rank	10
Fastest Section Time (Section)	0:08.33 (Overall)
Top Speed [km/h] (Section)	67.8 (1000m)
Race State	Finished

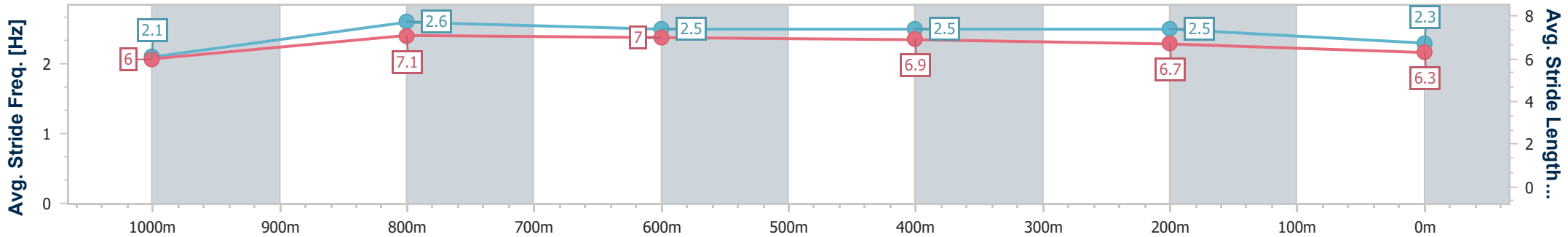
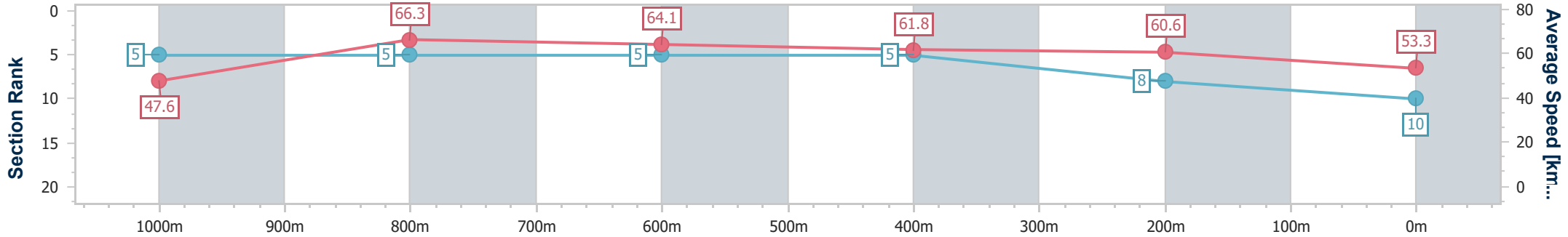


Doomben QLD Professional
Race 3: XXXX COUNTRY STAMPEDE (FINAL) NO METRO WINS
LAST 2 YEARS - 1110m
30 November 2024 - 13:29
Track Rating: Heavy 10, Weather: Showers, Rail Position: +4.5m
Entire



BRISBANE
RACING CLUB

Section	Overall	1000m	800m	600m	400m	200m								
Section Times	1:07.62 [10] (0:08.33)	0:59.29 [5] (0:10.86)	0:48.43 [5] (0:11.28)	0:37.15 [5] (0:11.72)	0:25.43 [5] (0:11.93)	0:13.50 [8] (0:13.50)								
Average Speed [km/h]	47.6	66.3	64.1	61.8	60.6	53.3								
Top Speed [km/h]	65.4	67.8	65.9	63.2	62.0	58.9								
Avg. Dist. to Rail [m]	2.3	1.0	0.8	1.4	2.6	4.4								
Avg. Stride Freq. [Hz]	2.1	2.6	2.5	2.5	2.5	2.3								
Avg. Stride Length [m]	6.0	7.1	7.0	6.9	6.7	6.3								



- [] Ranking at each section and finish
- .-.- No data available at this section
- NA No data available



Horse/Jockey Name	Han Dynasty
Final Rank	11
Fastest Section Time (Section)	0:08.49 (Overall)
Top Speed [km/h] (Section)	66.5 (1000m)
Race State	Finished

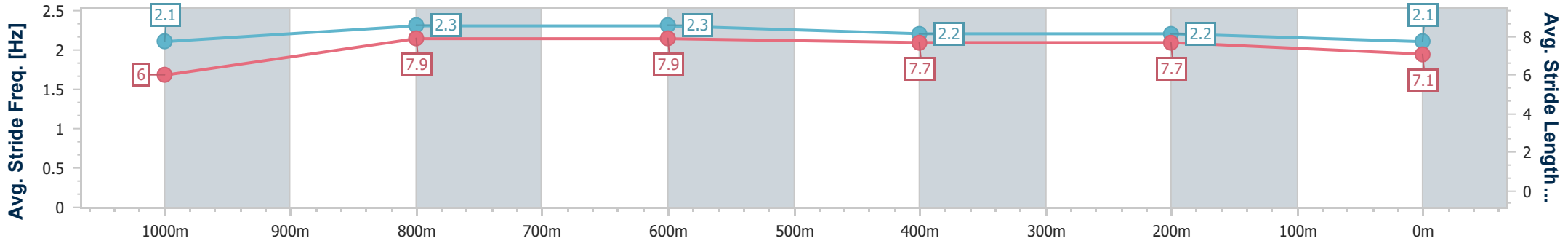
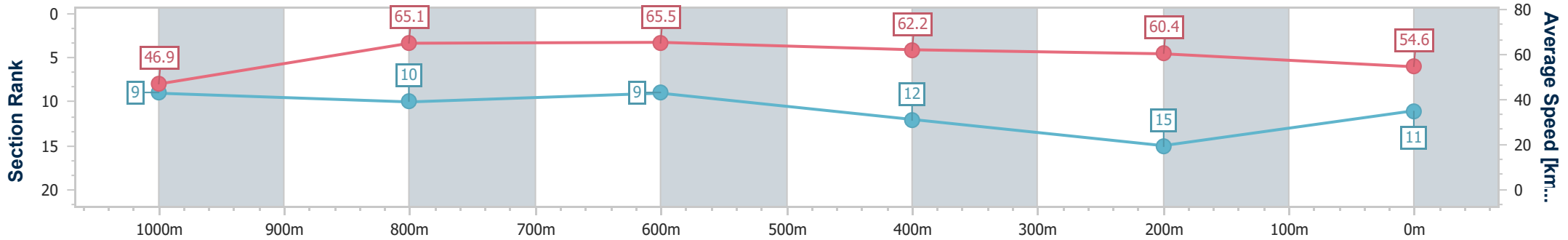


Doomben QLD Professional
Race 3: XXXX COUNTRY STAMPEDE (FINAL) NO METRO WINS
LAST 2 YEARS - 1110m
 30 November 2024 - 13:29
 Track Rating: Heavy 10, Weather: Showers, Rail Position: +4.5m
 Entire



BRISBANE
RACING CLUB

Section	Overall	1000m	800m	600m	400m	200m								
Section Times	1:07.82 [11] (0:08.49)	0:59.33 [9] (0:11.14)	0:48.19 [10] (0:11.20)	0:36.99 [9] (0:11.79)	0:25.20 [12] (0:12.00)	0:13.20 [15] (0:13.20)								
Average Speed [km/h]	46.9	65.1	65.5	62.2	60.4	54.6								
Top Speed [km/h]	63.1	66.5	66.1	64.7	61.3	59.0								
Avg. Dist. to Rail [m]	7.3	3.0	3.9	3.5	4.8	5.9								
Avg. Stride Freq. [Hz]	2.1	2.3	2.3	2.2	2.2	2.1								
Avg. Stride Length [m]	6.0	7.9	7.9	7.7	7.7	7.1								



- [] Ranking at each section and finish
- .-.- No data available at this section
- NA No data available



Horse/Jockey Name	Loud Noise
Final Rank	12
Fastest Section Time (Section)	0:08.45 (Overall)
Top Speed [km/h] (Section)	66.8 (1000m)
Race State	Finished

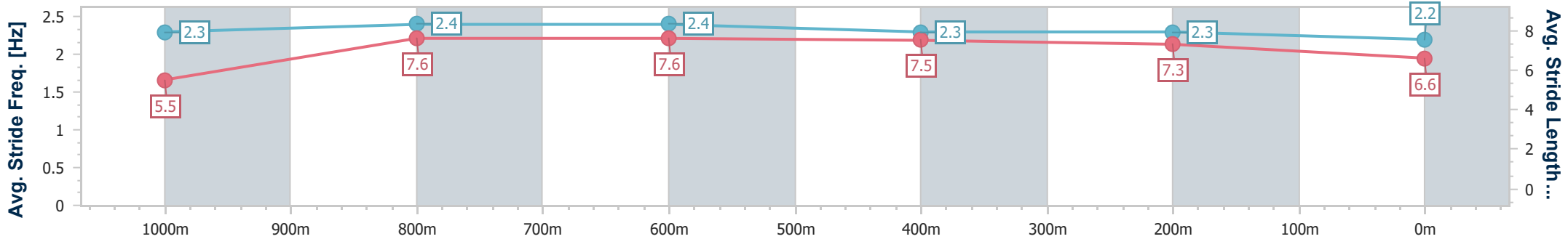
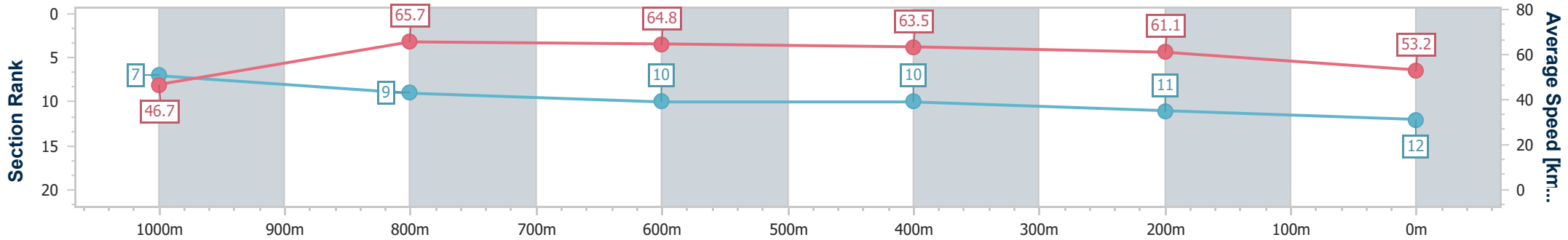


Doomben QLD Professional
Race 3: XXXX COUNTRY STAMPEDE (FINAL) NO METRO WINS
LAST 2 YEARS - 1110m
30 November 2024 - 13:29
Track Rating: Heavy 10, Weather: Showers, Rail Position: +4.5m
Entire



BRISBANE
RACING CLUB

Section	Overall	1000m	800m	600m	400m	200m								
Section Times	1:07.99 [12] (0:08.45)	0:59.54 [7] (0:11.11)	0:48.43 [9] (0:11.33)	0:37.10 [10] (0:11.69)	0:25.41 [10] (0:11.90)	0:13.51 [11] (0:13.51)								
Average Speed [km/h]	46.7	65.7	64.8	63.5	61.1	53.2								
Top Speed [km/h]	63.9	66.8	66.1	65.2	62.4	58.1								
Avg. Dist. to Rail [m]	15.8	5.8	4.5	5.3	6.9	9.4								
Avg. Stride Freq. [Hz]	2.3	2.4	2.4	2.3	2.3	2.2								
Avg. Stride Length [m]	5.5	7.6	7.6	7.5	7.3	6.6								



- [] Ranking at each section and finish
- .-.- No data available at this section
- NA No data available



Horse/Jockey Name	Coat Of Arms
Final Rank	13
Fastest Section Time (Section)	0:08.43 (Overall)
Top Speed [km/h] (Section)	68.4 (1000m)
Race State	Finished

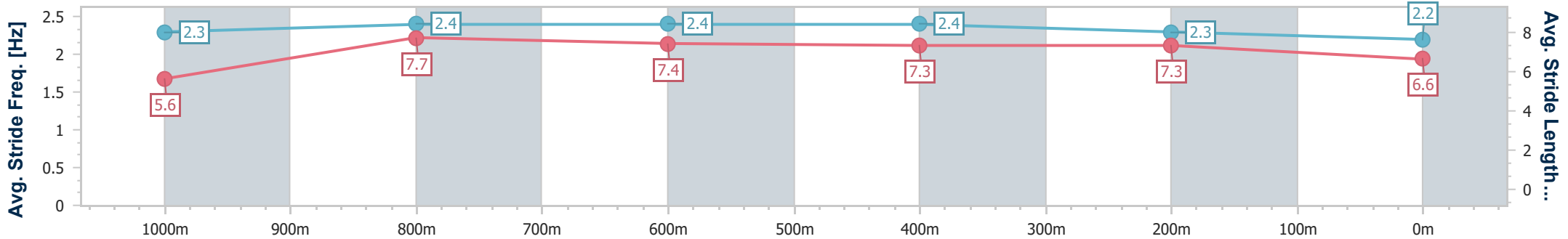
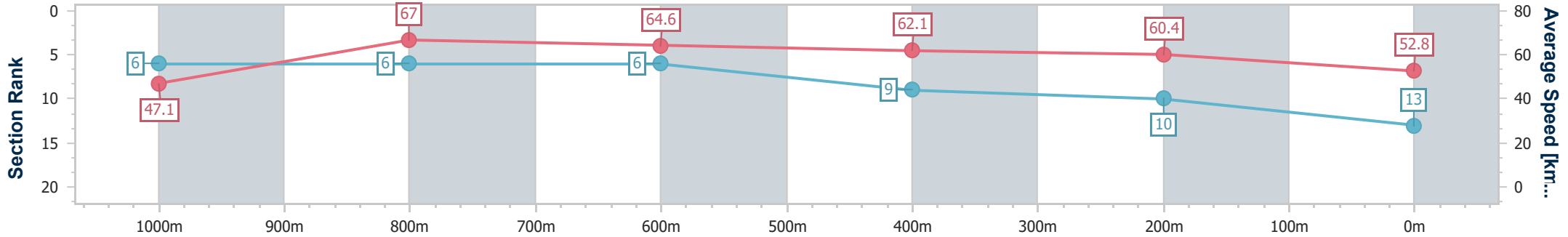


Doomben QLD Professional
 Race 3: XXXX COUNTRY STAMPEDE (FINAL) NO METRO WINS
 LAST 2 YEARS - 1110m
 30 November 2024 - 13:29
 Track Rating: Heavy 10, Weather: Showers, Rail Position: +4.5m
 Entire



BRISBANE
 RACING CLUB

Section	Overall	1000m	800m	600m	400m	200m								
Section Times	1:08.05 [13] (0:08.43)	0:59.62 [6] (0:10.78)	0:48.84 [6] (0:11.35)	0:37.49 [6] (0:11.88)	0:25.61 [9] (0:11.95)	0:13.66 [10]								
Average Speed [km/h]	47.1	67.0	64.6	62.1	60.4	52.8								
Top Speed [km/h]	66.3	68.4	67.0	63.3	62.2	57.4								
Avg. Dist. to Rail [m]	7.3	2.7	4.1	3.7	5.1	9.2								
Avg. Stride Freq. [Hz]	2.3	2.4	2.4	2.4	2.3	2.2								
Avg. Stride Length [m]	5.6	7.7	7.4	7.3	7.3	6.6								



- [] Ranking at each section and finish
- .-.- No data available at this section
- NA No data available



Horse/Jockey Name	Ruby July
Final Rank	14
Fastest Section Time (Section)	0:08.69 (Overall)
Top Speed [km/h] (Section)	67.3 (800m)
Race State	Finished

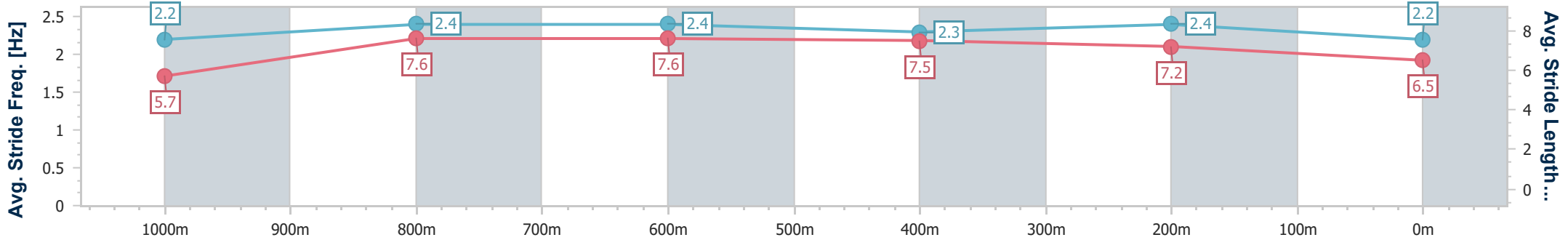
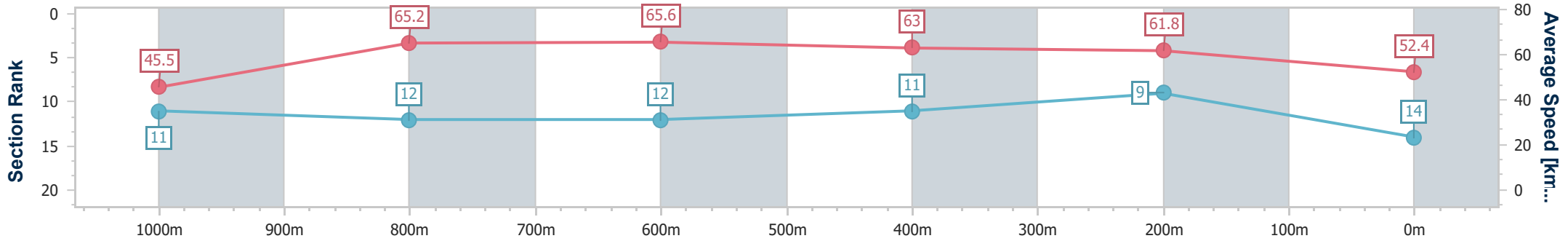


Doomben QLD Professional
Race 3: XXXX COUNTRY STAMPEDE (FINAL) NO METRO WINS
LAST 2 YEARS - 1110m
30 November 2024 - 13:29
Track Rating: Heavy 10, Weather: Showers, Rail Position: +4.5m
Entire



BRISBANE
RACING CLUB

Section	Overall	1000m	800m	600m	400m	200m								
Section Times	1:08.09 [14] (0:08.69)	0:59.40 [11] (0:11.13)	0:48.27 [12] (0:11.16)	0:37.11 [12] (0:11.63)	0:25.48 [11] (0:11.72)	0:13.76 [9] (0:13.76)								
Average Speed [km/h]	45.5	65.2	65.6	63.0	61.8	52.4								
Top Speed [km/h]	64.5	66.1	67.3	64.8	64.5	59.1								
Avg. Dist. to Rail [m]	9.7	2.8	3.7	2.8	6.0	10.8								
Avg. Stride Freq. [Hz]	2.2	2.4	2.4	2.3	2.4	2.2								
Avg. Stride Length [m]	5.7	7.6	7.6	7.5	7.2	6.5								



- [] Ranking at each section and finish
- .-.- No data available at this section
- NA No data available



Horse/Jockey Name	Enabler
Final Rank	15
Fastest Section Time (Section)	0:08.74 (Overall)
Top Speed [km/h] (Section)	66.7 (1000m)
Race State	Finished

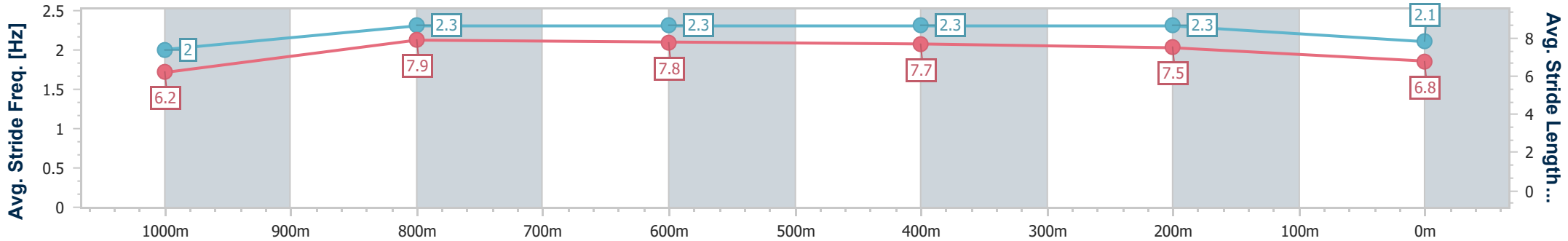
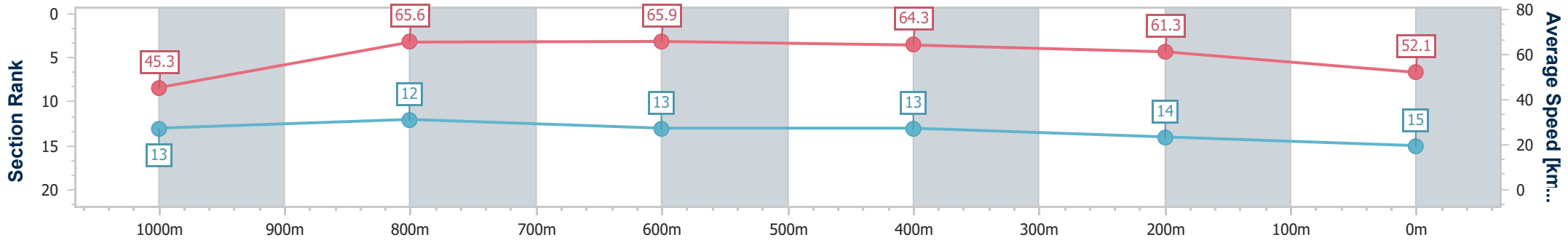


Doomben QLD Professional
Race 3: XXXX COUNTRY STAMPEDE (FINAL) NO METRO WINS
LAST 2 YEARS - 1110m
 30 November 2024 - 13:29
 Track Rating: Heavy 10, Weather: Showers, Rail Position: +4.5m
 Entire



BRISBANE
RACING CLUB

Section	Overall	1000m	800m	600m	400m	200m								
Section Times	1:08.43 [15] (0:08.74)	0:59.69 [13] (0:11.08)	0:48.61 [12] (0:11.23)	0:37.38 [13] (0:11.64)	0:25.74 [13] (0:11.93)	0:13.81 [14]								
Average Speed [km/h]	45.3	65.6	65.9	64.3	61.3	52.1								
Top Speed [km/h]	62.8	66.7	66.4	65.4	63.4	58.2								
Avg. Dist. to Rail [m]	11.7	4.4	5.7	7.0	9.2	11.6								
Avg. Stride Freq. [Hz]	2.0	2.3	2.3	2.3	2.3	2.1								
Avg. Stride Length [m]	6.2	7.9	7.8	7.7	7.5	6.8								



- [] Ranking at each section and finish
- .-.- No data available at this section
- NA No data available



Doomben QLD Professional

Race 4: AQUIS STALLIONS PHELAN READY 2YO Plate - 1110m

30 November 2024 - 14:04



BRISBANE
RACING CLUB

Track Rating: Heavy 10, Weather: Showers, Rail Position: +4.5m Entire

Section		Overall	1000m	800m	600m	400m	200m	Last 600m					
Field Times		1:07.25 (0:08.54)	0:58.71 (0:11.20)	0:47.51 (0:11.47)	0:36.04 (0:11.71)	0:24.33 (0:11.69)	0:12.64 (0:12.64)	0:36.04					
Rank	TAB Horse/Jockey	Barrier	Top Speed [km/h]	Fastest Section	Margin						Distance Travelled [m]		
1	10 HI BARBIE Angela Jones	3	66.0 1000m	0:08.54 Overall	1:07.25 [1] (0:08.54)	0:58.71 [1] (0:11.30)	0:47.41 [2] (0:11.53)	0:35.88 [2] (0:11.57)	0:24.31 [2] (0:11.67)	0:12.64 [1] (0:12.64)	1:07.25	0:35.88	
2	9 CUDDLES FOR KIMMY Mark Du Plessis	1	64.3 1000m	0:08.62 Overall	1:07.41 [2] (0:08.62)	0:58.79 [2] (0:11.27)	0:47.52 [3] (0:11.53)	0:35.99 [3] (0:11.81)	0:24.18 [3] (0:11.67)	0:12.51 [3] (0:12.51)	0.95L	0:35.99	+7
3	1 SECRET SORT Cody Collis	2	65.9 1000m	0:08.72 Overall	1:07.84 [3] (0:08.72)	0:59.12 [3] (0:11.02)	0:48.10 [1] (0:11.47)	0:36.63 [1] (0:11.71)	0:24.92 [1] (0:11.81)	0:13.11 [2] (0:13.11)	3.46L	0:36.63	+1
4	3 ARTISTIC ENDEAVOUR Cejay Graham	6	65.0 800m	0:08.93 Overall	1:07.89 [4] (0:08.93)	0:58.96 [6] (0:11.35)	0:47.61 [6] (0:11.49)	0:36.12 [6] (0:11.69)	0:24.43 [5] (0:11.90)	0:12.53 [6] (0:12.53)	3.81L	0:36.12	+4
5	8 EGYPTIAN GODDESS Samantha Collett	4	64.8 800m	0:08.91 Overall	1:07.91 [5] (0:08.91)	0:59.00 [5] (0:11.23)	0:47.77 [5] (0:11.62)	0:36.15 [5] (0:11.73)	0:24.42 [6] (0:11.42)	0:13.00 [4] (0:13.00)	3.93L	0:36.15	+9
6	5 INSTA WORTHY Andrew Mallyon	5	65.6 1000m	0:08.73 Overall	1:08.06 [6] (0:08.73)	0:59.33 [4] (0:11.23)	0:48.10 [4] (0:11.66)	0:36.44 [4] (0:11.63)	0:24.81 [4] (0:11.70)	0:13.11 [5] (0:13.11)	4.77L	0:36.44	+8

Scratched: Royal Chic (#11), Lockyer (#2), Mortal Halo (#6), Icarian Dream (#7), Bombay Boom (#4)

[] Ranking at each section and finish
 -:-:- No data available at this section
 NA No data available

SCN Saddle cloth number
 DNF Did not finish
 DNT Did not track



Horse/Jockey Name	Hi Barbie
Final Rank	1
Fastest Section Time (Section)	0:08.54 (Overall)
Top Speed [km/h] (Section)	66.0 (1000m)
Race State	Finished



Doomben QLD Professional



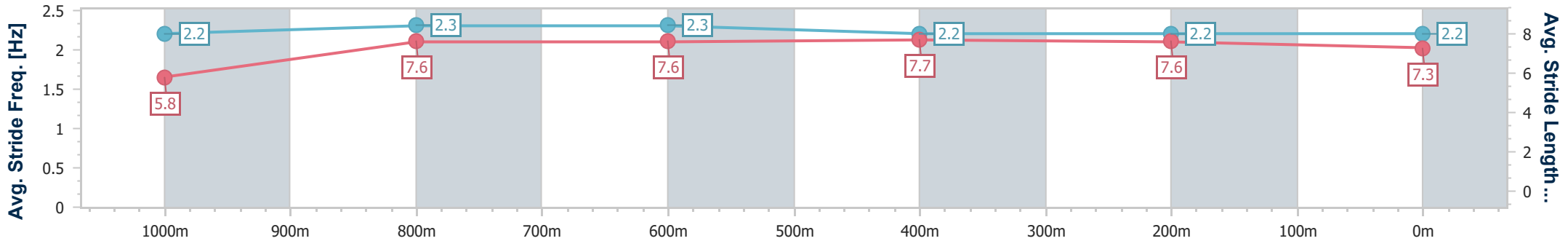
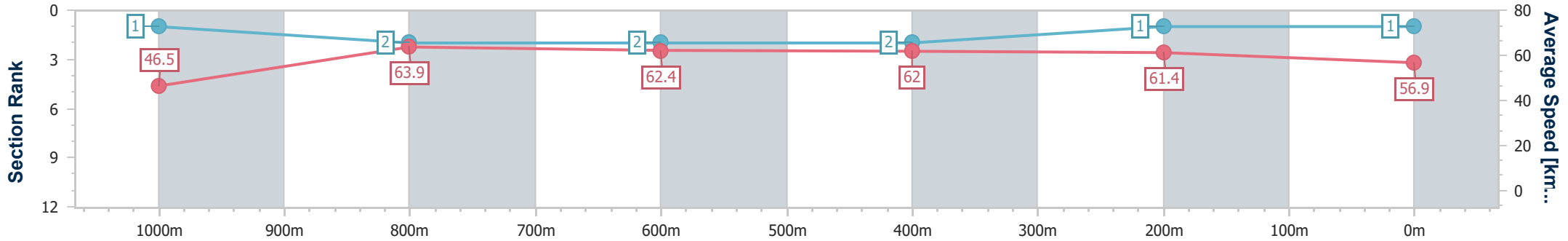
Race 4: AQUIS STALLIONS PHELAN READY 2YO Plate - 1110m

30 November 2024 - 14:04

Track Rating: Heavy 10, Weather: Showers, Rail Position: +4.5m Entire

BRISBANE RACING CLUB

Section	Overall	1000m	800m	600m	400m	200m
Section Times	1:07.25 [1] (0:08.54)	0:58.71 [1] (0:11.30)	0:47.41 [2] (0:11.53)	0:35.88 [2] (0:11.57)	0:24.31 [2] (0:11.67)	0:12.64 [1] (0:12.64)
Average Speed [km/h]	46.5	63.9	62.4	62.0	61.4	56.9
Top Speed [km/h]	64.2	66.0	64.5	63.5	63.0	61.3
Avg. Dist. to Rail [m]	3.4	1.7	0.4	1.1	1.5	3.3
Avg. Stride Freq. [Hz]	2.2	2.3	2.3	2.2	2.2	2.2
Avg. Stride Length [m]	5.8	7.6	7.6	7.7	7.6	7.3



- [] Ranking at each section and finish
- .-.- No data available at this section
- NA No data available



Horse/Jockey Name	Cuddles For Kimmy
Final Rank	2
Fastest Section Time (Section)	0:08.62 (Overall)
Top Speed [km/h] (Section)	64.3 (1000m)
Race State	Finished



Doomben QLD Professional



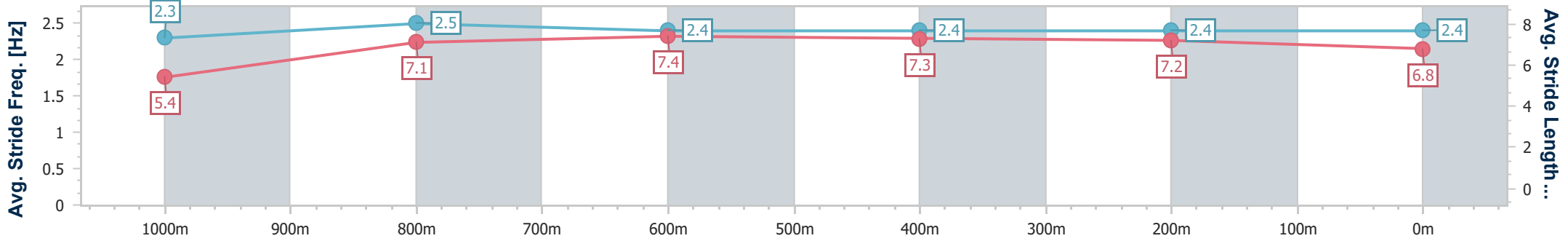
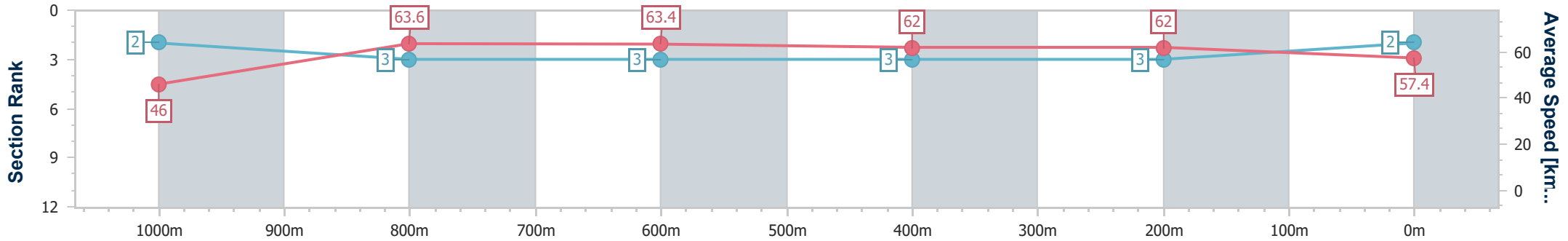
Race 4: AQUIS STALLIONS PHELAN READY 2YO Plate - 1110m

30 November 2024 - 14:04

Track Rating: Heavy 10, Weather: Showers, Rail Position: +4.5m Entire

BRISBANE RACING CLUB

Section	Overall	1000m	800m	600m	400m	200m
Section Times	1:07.41 [2] (0:08.62)	0:58.79 [2] (0:11.27)	0:47.52 [3] (0:11.53)	0:35.99 [3] (0:11.81)	0:24.18 [3] (0:11.67)	0:12.51 [3] (0:12.51)
Average Speed [km/h]	46.0	63.6	63.4	62.0	62.0	57.4
Top Speed [km/h]	63.4	64.3	64.0	64.0	63.4	60.3
Avg. Dist. to Rail [m]	1.3	1.4	2.9	2.9	2.5	2.6
Avg. Stride Freq. [Hz]	2.3	2.5	2.4	2.4	2.4	2.4
Avg. Stride Length [m]	5.4	7.1	7.4	7.3	7.2	6.8



- [] Ranking at each section and finish
- .-.- No data available at this section
- NA No data available



Horse/Jockey Name	Secret Sort
Final Rank	3
Fastest Section Time (Section)	0:08.72 (Overall)
Top Speed [km/h] (Section)	65.9 (1000m)
Race State	Finished



Doomben QLD Professional



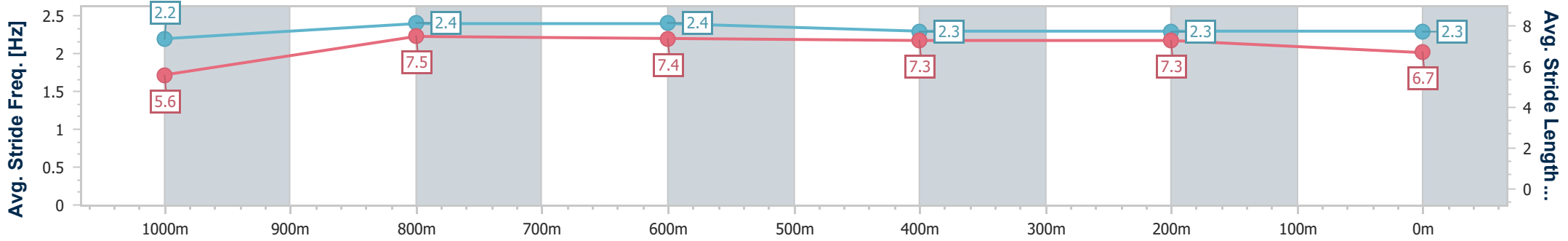
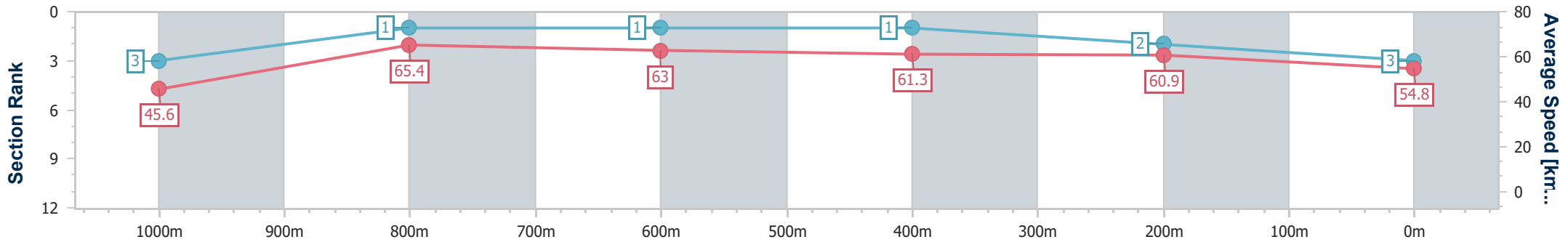
Race 4: AQUIS STALLIONS PHELAN READY 2YO Plate - 1110m

30 November 2024 - 14:04

Track Rating: Heavy 10, Weather: Showers, Rail Position: +4.5m Entire

BRISBANE RACING CLUB

Section	Overall	1000m	800m	600m	400m	200m
Section Times	1:07.84 [3] (0:08.72)	0:59.12 [3] (0:11.02)	0:48.10 [1] (0:11.47)	0:36.63 [1] (0:11.71)	0:24.92 [1] (0:11.81)	0:13.11 [2] (0:13.11)
Average Speed [km/h]	45.6	65.4	63.0	61.3	60.9	54.8
Top Speed [km/h]	64.9	65.9	64.1	63.1	62.3	59.7
Avg. Dist. to Rail [m]	1.4	0.4	1.1	0.8	1.5	3.0
Avg. Stride Freq. [Hz]	2.2	2.4	2.4	2.3	2.3	2.3
Avg. Stride Length [m]	5.6	7.5	7.4	7.3	7.3	6.7



- [] Ranking at each section and finish
- .-.- No data available at this section
- NA No data available



Horse/Jockey Name	Artistic Endeavour
Final Rank	4
Fastest Section Time (Section)	0:08.93 (Overall)
Top Speed [km/h] (Section)	65.0 (800m)
Race State	Finished



Doomben QLD Professional



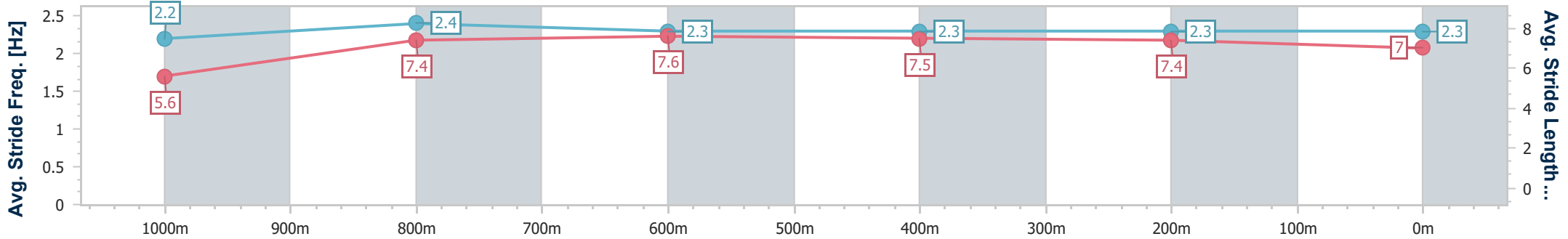
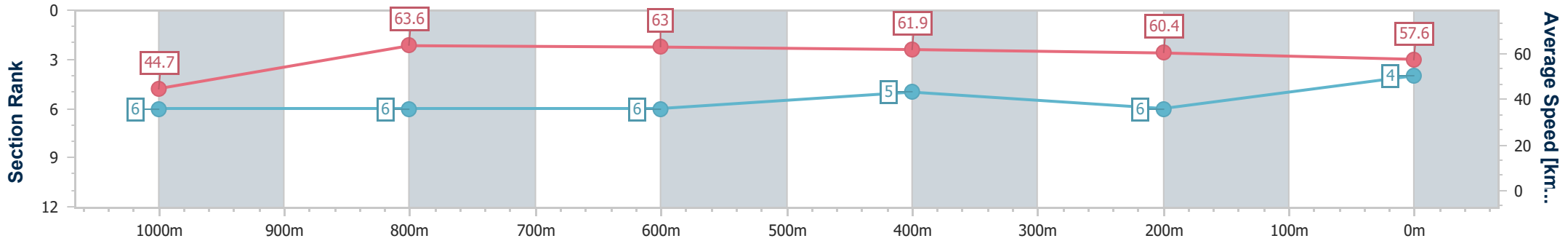
Race 4: AQUIS STALLIONS PHELAN READY 2YO Plate - 1110m

30 November 2024 - 14:04

Track Rating: Heavy 10, Weather: Showers, Rail Position: +4.5m Entire

BRISBANE RACING CLUB

Section	Overall	1000m	800m	600m	400m	200m
Section Times	1:07.89 [4] (0:08.93)	0:58.96 [6] (0:11.35)	0:47.61 [6] (0:11.49)	0:36.12 [6] (0:11.69)	0:24.43 [5] (0:11.90)	0:12.53 [6] (0:12.53)
Average Speed [km/h]	44.7	63.6	63.0	61.9	60.4	57.6
Top Speed [km/h]	62.3	65.0	65.0	63.5	62.3	61.9
Avg. Dist. to Rail [m]	5.8	1.9	1.7	0.8	1.0	4.8
Avg. Stride Freq. [Hz]	2.2	2.4	2.3	2.3	2.3	2.3
Avg. Stride Length [m]	5.6	7.4	7.6	7.5	7.4	7.0



- [] Ranking at each section and finish
- .-.- No data available at this section
- NA No data available



Horse/Jockey Name	Egyptian Goddess
Final Rank	5
Fastest Section Time (Section)	0:08.91 (Overall)
Top Speed [km/h] (Section)	64.8 (800m)
Race State	Finished



Doomben QLD Professional



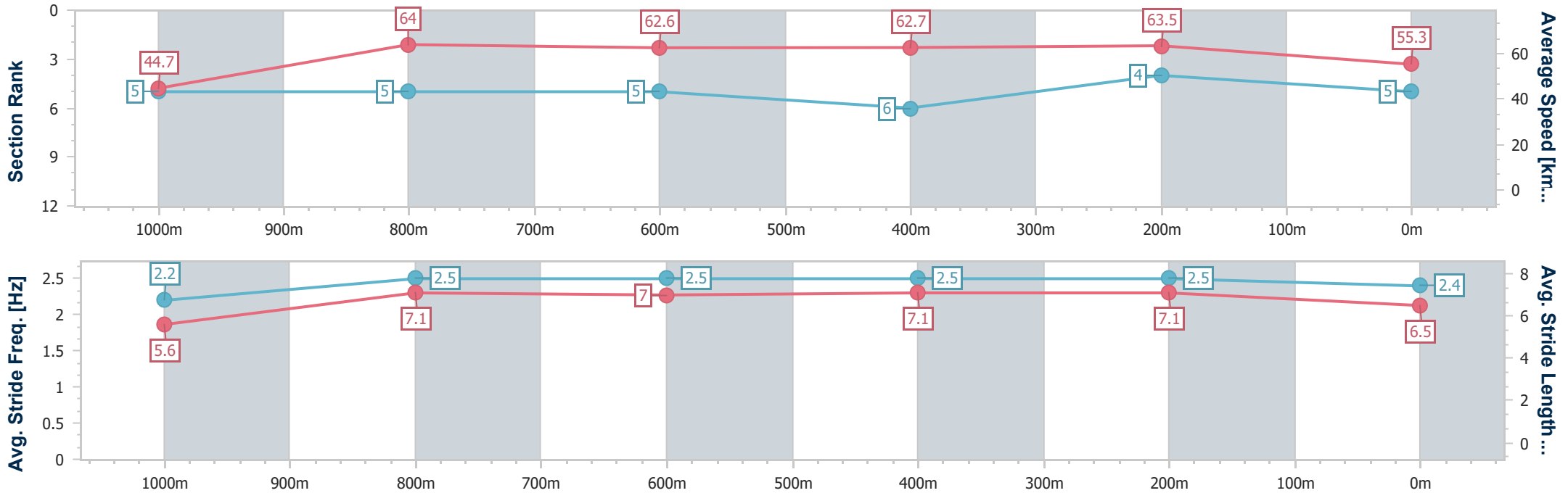
Race 4: AQUIS STALLIONS PHELAN READY 2YO Plate - 1110m

30 November 2024 - 14:04

Track Rating: Heavy 10, Weather: Showers, Rail Position: +4.5m Entire

BRISBANE RACING CLUB

Section	Overall	1000m	800m	600m	400m	200m
Section Times	1:07.91 [5] (0:08.91)	0:59.00 [5] (0:11.23)	0:47.77 [5] (0:11.62)	0:36.15 [5] (0:11.73)	0:24.42 [6] (0:11.42)	0:13.00 [4] (0:13.00)
Average Speed [km/h]	44.7	64.0	62.6	62.7	63.5	55.3
Top Speed [km/h]	62.9	64.6	64.8	63.8	64.6	62.1
Avg. Dist. to Rail [m]	3.3	0.6	2.6	3.9	4.9	6.9
Avg. Stride Freq. [Hz]	2.2	2.5	2.5	2.5	2.5	2.4
Avg. Stride Length [m]	5.6	7.1	7.0	7.1	7.1	6.5



- [] Ranking at each section and finish
- :-:- No data available at this section
- NA No data available



Horse/Jockey Name	Insta Worthy
Final Rank	6
Fastest Section Time (Section)	0:08.73 (Overall)
Top Speed [km/h] (Section)	65.6 (1000m)
Race State	Finished



Doomben QLD Professional



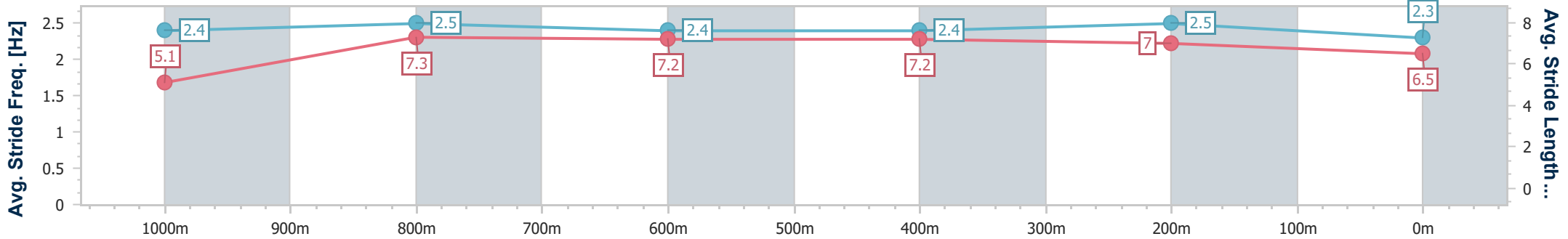
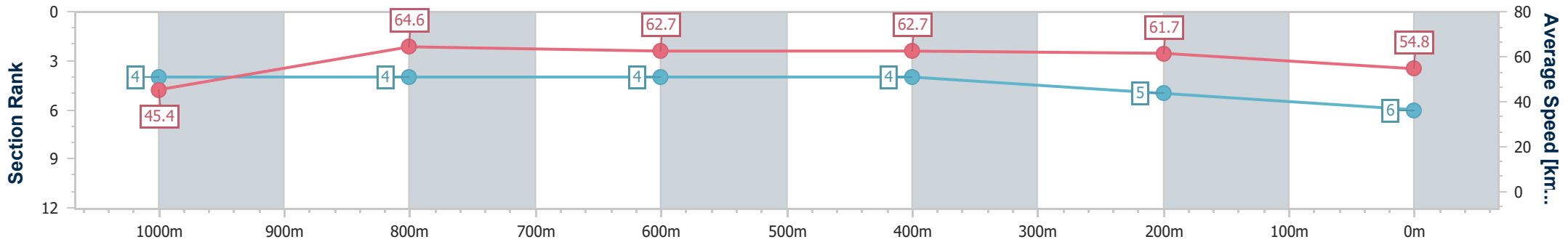
Race 4: AQUIS STALLIONS PHELAN READY 2YO Plate - 1110m

30 November 2024 - 14:04

Track Rating: Heavy 10, Weather: Showers, Rail Position: +4.5m Entire

BRISBANE RACING CLUB

Section	Overall	1000m	800m	600m	400m	200m
Section Times	1:08.06 [6] (0:08.73)	0:59.33 [4] (0:11.23)	0:48.10 [4] (0:11.66)	0:36.44 [4] (0:11.63)	0:24.81 [4] (0:11.70)	0:13.11 [5] (0:13.11)
Average Speed [km/h]	45.4	64.6	62.7	62.7	61.7	54.8
Top Speed [km/h]	62.4	65.6	64.6	64.2	62.7	60.3
Avg. Dist. to Rail [m]	4.4	1.4	3.9	2.1	2.1	3.6
Avg. Stride Freq. [Hz]	2.4	2.5	2.4	2.4	2.5	2.3
Avg. Stride Length [m]	5.1	7.3	7.2	7.2	7.0	6.5



- [] Ranking at each section and finish
- .-.- No data available at this section
- NA No data available



Doomben QLD Professional
Race 5: COUNTRY CUPS CHALLENGE (FINAL) NO METRO WINS LAST 2 YEARS - 1630m
30 November 2024 - 14:38



BRISBANE
RACING CLUB

Track Rating: Heavy 10, Weather: Showers, Rail Position: +4.5m Entire

Section														
Field Times														
	Overall	1400m	1200m	1000m	800m	600m	400m	Last 600m						
	1:40.79 (0:15.41)	1:25.38 (0:11.33)	1:14.05 (0:11.73)	1:02.32 (0:12.31)	0:50.01 (0:12.65)	0:37.36 (0:12.39)	0:24.97 (0:12.09)	0:37.36						
Rank	TAB	Horse/Jockey	Barrier	Top Speed [km/h]	Fastest Section									Distance Travelled [m]
1	7	SKYFORGER Les Tilley	12	65.6 1400m	0:11.38 1400m	1:40.79 [1] (0:15.59)	1:25.20 [3] (0:11.38)	1:13.82 [2] (0:11.67)	1:02.15 [2] (0:12.28)	0:49.87 [2] (0:12.54)	0:37.33 [2] (0:12.36)	0:24.97 [1] (0:12.09)	0:37.33	
2	3	CAFFREY Corey Bayliss	13	64.6 Overall	0:11.56 1400m	1:41.92 [2] (0:16.00)	1:25.92 [11] (0:11.56)	1:14.36 [9] (0:11.66)	1:02.70 [8] (0:12.26)	0:50.44 [7] (0:12.41)	0:38.03 [6] (0:12.47)	0:25.56 [3] (0:12.22)	0:38.03	+1
3	1	ECHO POINT Paul Hamblin	2	63.8 Overall	0:11.53 1400m	1:42.50 [3] (0:15.87)	1:26.63 [9] (0:11.53)	1:15.10 [7] (0:11.72)	1:03.38 [7] (0:12.38)	0:51.00 [8] (0:12.58)	0:38.42 [9] (0:12.78)	0:25.64 [9] (0:12.44)	0:38.42	-6
4	6	CHOIR BOY Nathan Day	7	64.3 Overall	0:11.72 1400m	1:42.53 [4] (0:15.83)	1:26.70 [7] (0:11.72)	1:14.98 [8] (0:11.82)	1:03.16 [9] (0:12.42)	0:50.74 [11] (0:12.46)	0:38.28 [11] (0:12.54)	0:25.74 [8] (0:12.37)	0:38.28	-3
5	9	PICKO ROCKS Shannon Apthorpe	3	64.2 1400m	0:11.48 1400m	1:42.59 [5] (0:16.65)	1:25.94 [14] (0:11.48)	1:14.46 [14] (0:11.70)	1:02.76 [14] (0:12.19)	0:50.57 [13] (0:12.41)	0:38.16 [13] (0:12.47)	0:25.69 [10] (0:12.50)	0:38.16	-6
6	13	BAYERISCHE Robbie Dolan	8	63.6 1400m	0:11.81 1200m	1:42.62 [6] (0:15.84)	1:26.78 [8] (0:11.92)	1:14.86 [11] (0:11.81)	1:03.05 [13] (0:12.45)	0:50.60 [14] (0:12.44)	0:38.16 [14] (0:12.52)	0:25.64 [13] (0:12.30)	0:38.16	+9
7	2	STARSONIC James Orman	6	65.2 1400m	0:11.33 1400m	1:42.66 [7] (0:15.41)	1:27.25 [1] (0:11.33)	1:15.92 [1] (0:11.73)	1:04.19 [1] (0:12.31)	0:51.88 [1] (0:12.65)	0:39.23 [1] (0:12.72)	0:26.51 [2] (0:12.68)	0:39.23	-5
8	4	MOCAMBO Justin Stanley	1	64.2 Overall	0:11.62 1400m	1:42.80 [8] (0:15.59)	1:27.21 [3] (0:11.62)	1:15.59 [5] (0:11.81)	1:03.78 [6] (0:12.39)	0:51.39 [6] (0:12.57)	0:38.82 [7] (0:12.48)	0:26.34 [7] (0:12.61)	0:38.82	-6
9	5	AOLANI Gabrielle Semmens	4	65.6 Overall	0:11.57 1400m	1:42.81 [9] (0:15.43)	1:27.38 [2] (0:11.57)	1:15.81 [3] (0:11.74)	1:04.07 [3] (0:12.41)	0:51.66 [4] (0:12.61)	0:39.05 [4] (0:12.69)	0:26.36 [6] (0:12.71)	0:39.05	-11
10	14	KAZZA'S JET Angela Jones	9	62.9 1400m	0:11.74 1200m	1:43.05 [10] (0:15.89)	1:27.16 [10] (0:11.91)	1:15.25 [12] (0:11.74)	1:03.51 [11] (0:12.44)	0:51.07 [12] (0:12.34)	0:38.73 [12] (0:12.74)	0:25.99 [14] (0:12.41)	0:38.73	+9

Scratched: Sunfall (#16), Office Jim (#15), Kordia (#17), Burdekin (#18), Poet's Day (#19)

[] Ranking at each section and finish
 -:-:- No data available at this section
 NA No data available

SCN Saddle cloth number
 DNF Did not finish
 DNT Did not track



Doomben QLD Professional
Race 5: COUNTRY CUPS CHALLENGE (FINAL) NO METRO WINS LAST 2 YEARS - 1630m

30 November 2024 - 14:38



BRISBANE
RACING CLUB

Track Rating: Heavy 10, Weather: Showers, Rail Position: +4.5m Entire

Section		Overall	1400m	1200m	1000m	800m	600m	400m	Last 600m
Field Times		1:40.79 (0:15.41)	1:25.38 (0:11.33)	1:14.05 (0:11.73)	1:02.32 (0:12.31)	0:50.01 (0:12.65)	0:37.36 (0:12.39)	0:24.97 (0:12.09)	0:37.36

Rank	TAB	Horse/Jockey	Barrier	Top Speed [km/h]	Fastest Section	Overall	1400m	1200m	1000m	800m	600m	400m	Last 600m	Distance Travelled [m]
11	11	CENTAUR Taylor Marshall	11	64.9	0:11.63	1:43.49 [11] (0:15.60)	1:27.89 [5] (0:11.63)	1:16.26 [6] (0:11.75)	1:04.51 [5] (0:12.22)	0:52.29 [5] (0:12.61)	0:39.68 [5] (0:12.56)	0:27.12 [4] (0:12.79)	0:39.68	-2
12	8	STAMPEDE WARRIOR Tyler Leslight	5	64.8	0:11.65	1:43.96 [12] (0:16.19)	1:27.77 [13] (0:11.65)	1:16.12 [13] (0:11.70)	1:04.42 [11] (0:12.00)	0:52.42 [9] (0:12.46)	0:39.96 [8] (0:12.91)	0:27.05 [11] (0:12.99)	0:39.96	+8
13	10	SCORCHED LAND Samantha Collett	14	65.6	0:11.37	1:44.02 [13] (0:15.78)	1:28.24 [6] (0:11.37)	1:16.87 [4] (0:11.68)	1:05.19 [4] (0:12.18)	0:53.01 [3] (0:12.55)	0:40.46 [3] (0:12.89)	0:27.57 [5] (0:12.99)	0:40.46	+5
14	12	I AM GOOD AT THIS Bailey Wheeler	10	64.3	0:11.53	1:44.41 [14] (0:16.12)	1:28.29 [12] (0:11.53)	1:16.76 [10] (0:11.73)	1:05.03 [10] (0:12.32)	0:52.71 [10] (0:12.47)	0:40.24 [10] (0:12.78)	0:27.46 [12] (0:12.76)	0:40.24	-4

Scratched: Sunfall (#16), Office Jim (#15), Kordia (#17), Burdekin (#18), Poet's Day (#19)

[] Ranking at each section and finish
 -:-:-:- No data available at this section
 NA No data available

SCN Saddle cloth number
 DNF Did not finish
 DNT Did not track



Doomben QLD Professional
Race 5: COUNTRY CUPS CHALLENGE (FINAL) NO METRO WINS LAST 2 YEARS - 1630m

30 November 2024 - 14:38



BRISBANE
RACING CLUB

Track Rating: Heavy 10, Weather: Showers, Rail Position: +4.5m Entire

Section				200m				Last 600m	
Field Times				0:12.88 (0:12.88)				0:37.36	
Rank	TAB	Horse/Jockey	Barrier	Top Speed [km/h]	Fastest Section	Margin			Distance Travelled [m]
1	7	SKYFORGER Les Tilley	12	65.6 1400m	0:11.38 1400m	0:12.88 [1] (0:12.88)	1:40.79		0:37.33
2	3	CAFFREY Corey Bayliss	13	64.6 Overall	0:11.56 1400m	0:13.34 [2] (0:13.34)	6.66L		0:38.03 +1
3	1	ECHO POINT Paul Hamblin	2	63.8 Overall	0:11.53 1400m	0:13.20 [9] (0:13.20)	10.07L		0:38.42 -6
4	6	CHOIR BOY Nathan Day	7	64.3 Overall	0:11.72 1400m	0:13.37 [5] (0:13.37)	10.23L		0:38.28 -3
5	9	PICKO ROCKS Shannon Apthorpe	3	64.2 1400m	0:11.48 1400m	0:13.19 [10] (0:13.19)	10.63L		0:38.16 -6
6	13	BAYERISCHE Robbie Dolan	8	63.6 1400m	0:11.81 1200m	0:13.34 [8] (0:13.34)	10.78L		0:38.16 +9
7	2	STARSONIC James Orman	6	65.2 1400m	0:11.33 1400m	0:13.83 [3] (0:13.83)	11.02L		0:39.23 -5
8	4	MOCAMBO Justin Stanley	1	64.2 Overall	0:11.62 1400m	0:13.73 [4] (0:13.73)	11.87L		0:38.82 -6
9	5	AOLANI Gabrielle Semmens	4	65.6 Overall	0:11.57 1400m	0:13.65 [6] (0:13.65)	11.88L		0:39.05 -11
10	14	KAZZA'S JET Angela Jones	9	62.9 1400m	0:11.74 1200m	0:13.58 [12] (0:13.58)	13.34L		0:38.73 +9

Scratched: Sunfall (#16), Office Jim (#15), Kordia (#17), Burdekin (#18), Poet's Day (#19)

Report Created: Sat 30 November 2024 15:07 GMT (Note: Timing is based on position data)

Page 3/18

[] Ranking at each section and finish
 -:-:- No data available at this section
 NA No data available

SCN Saddle cloth number
 DNF Did not finish
 DNT Did not track

data processed by TRIPLESDATA



Doomben QLD Professional
Race 5: COUNTRY CUPS CHALLENGE (FINAL) NO METRO WINS LAST 2 YEARS - 1630m
30 November 2024 - 14:38



Track Rating: Heavy 10, Weather: Showers, Rail Position: +4.5m Entire

Section				200m				Last 600m		
Field Times				0:12.88 (0:12.88)				0:37.36		
Rank	TAB	Horse/Jockey	Barrier	Top Speed [km/h]	Fastest Section	Margin			Distance Travelled [m]	
11	11	CENTAUR	11	64.9	0:11.63	0:14.33 [7]	15.91L		0:39.68	-2
		Taylor Marshall		Overall	1400m	(0:14.33)				
12	8	STAMPEDE WARRIOR	5	64.8	0:11.65	0:14.06 [14]	18.66L		0:39.96	+8
		Tyler Leslight		Overall	1400m	(0:14.06)				
13	10	SCORCHED LAND	14	65.6	0:11.37	0:14.58 [11]	19.01L		0:40.46	+5
		Samantha Collett		1400m	1400m	(0:14.58)				
14	12	I AM GOOD AT THIS	10	64.3	0:11.53	0:14.70 [13]	21.34L		0:40.24	-4
		Bailey Wheeler		1400m	1400m	(0:14.70)				

Scratched: Sunfall (#16), Office Jim (#15), Kordia (#17), Burdekin (#18), Poet's Day (#19)

[] Ranking at each section and finish
 -:-:-:- No data available at this section
 NA No data available

SCN Saddle cloth number
 DNF Did not finish
 DNT Did not track



Horse/Jockey Name	Skyforger
Final Rank	1
Fastest Section Time (Section)	0:11.38 (1400m)
Top Speed [km/h] (Section)	65.6 (1400m)
Race State	Finished

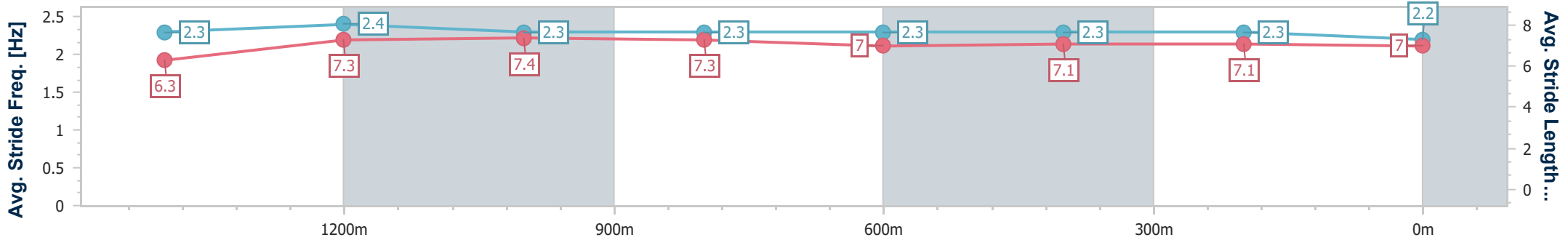
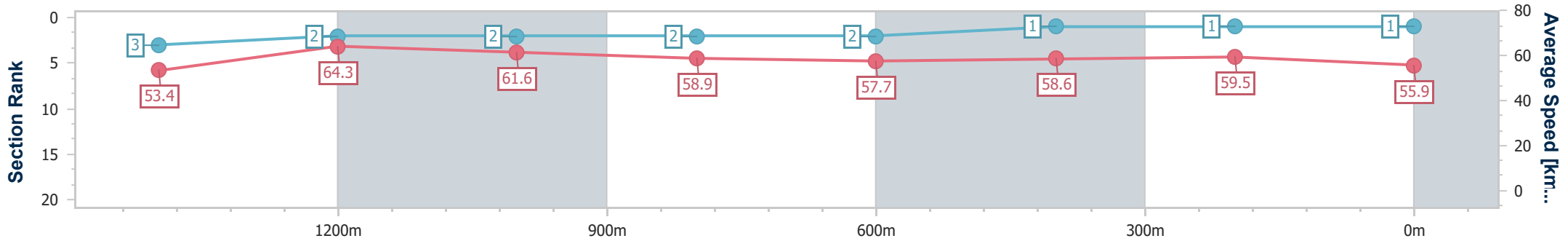


Doomben QLD Professional
Race 5: COUNTRY CUPS CHALLENGE (FINAL) NO METRO
WINS LAST 2 YEARS - 1630m
 30 November 2024 - 14:38
 Track Rating: Heavy 10, Weather: Showers, Rail Position: +4.5m
 Entire



BRISBANE
RACING CLUB

Section	Overall	1400m	1200m	1000m	800m	600m	400m	200m
Section Times	1:40.79 [1] (0:15.59)	1:25.20 [3] (0:11.38)	1:13.82 [2] (0:11.67)	1:02.15 [2] (0:12.28)	0:49.87 [2] (0:12.54)	0:37.33 [2] (0:12.36)	0:24.97 [1] (0:12.09)	0:12.88 [1] (0:12.88)
Average Speed [km/h]	53.4	64.3	61.6	58.9	57.7	58.6	59.5	55.9
Top Speed [km/h]	65.4	65.6	62.9	60.3	58.2	59.4	60.9	59.2
Avg. Dist. to Rail [m]	6.9	2.3	1.6	1.3	0.9	1.5	1.0	1.9
Avg. Stride Freq. [Hz]	2.3	2.4	2.3	2.3	2.3	2.3	2.3	2.2
Avg. Stride Length [m]	6.3	7.3	7.4	7.3	7.0	7.1	7.1	7.0



- [] Ranking at each section and finish
- .-.- No data available at this section
- NA No data available



Horse/Jockey Name	Caffrey
Final Rank	2
Fastest Section Time (Section)	0:11.56 (1400m)
Top Speed [km/h] (Section)	64.6 (Overall)
Race State	Finished

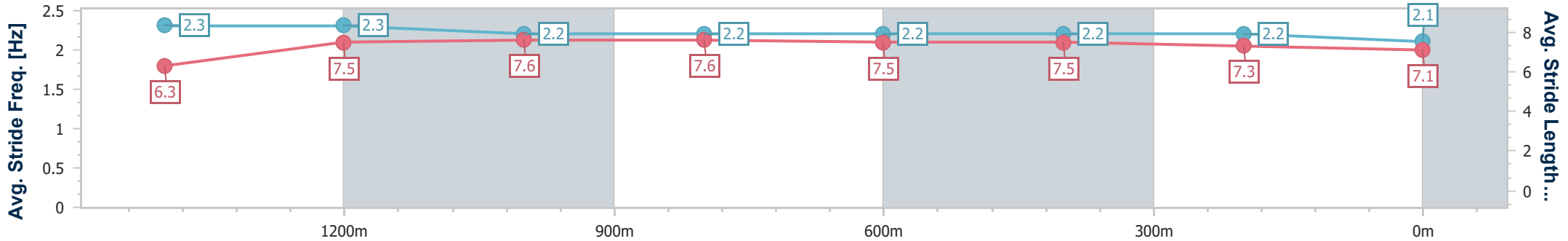
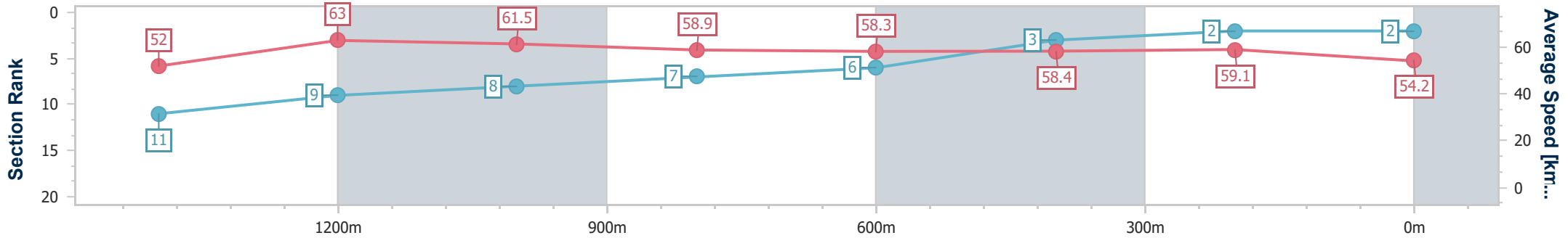


Doomben QLD Professional
Race 5: COUNTRY CUPS CHALLENGE (FINAL) NO METRO
WINS LAST 2 YEARS - 1630m
 30 November 2024 - 14:38
 Track Rating: Heavy 10, Weather: Showers, Rail Position: +4.5m
 Entire



BRISBANE
RACING CLUB

Section	Overall	1400m	1200m	1000m	800m	600m	400m	200m					
Section Times	1:41.92 [2] (0:16.00)	1:25.92 [11] (0:11.56)	1:14.36 [9] (0:11.66)	1:02.70 [8] (0:12.26)	0:50.44 [7] (0:12.41)	0:38.03 [6] (0:12.47)	0:25.56 [3] (0:12.22)	0:13.34 [2] (0:13.34)					
Average Speed [km/h]	52.0	63.0	61.5	58.9	58.3	58.4	59.1	54.2					
Top Speed [km/h]	64.6	63.9	63.1	61.2	59.0	59.9	59.9	58.2					
Avg. Dist. to Rail [m]	7.1	1.8	0.6	0.5	1.0	1.9	4.4	7.7					
Avg. Stride Freq. [Hz]	2.3	2.3	2.2	2.2	2.2	2.2	2.2	2.1					
Avg. Stride Length [m]	6.3	7.5	7.6	7.6	7.5	7.5	7.3	7.1					



- [] Ranking at each section and finish
- .-.- No data available at this section
- NA No data available



Horse/Jockey Name	Echo Point
Final Rank	3
Fastest Section Time (Section)	0:11.53 (1400m)
Top Speed [km/h] (Section)	63.8 (Overall)
Race State	Finished

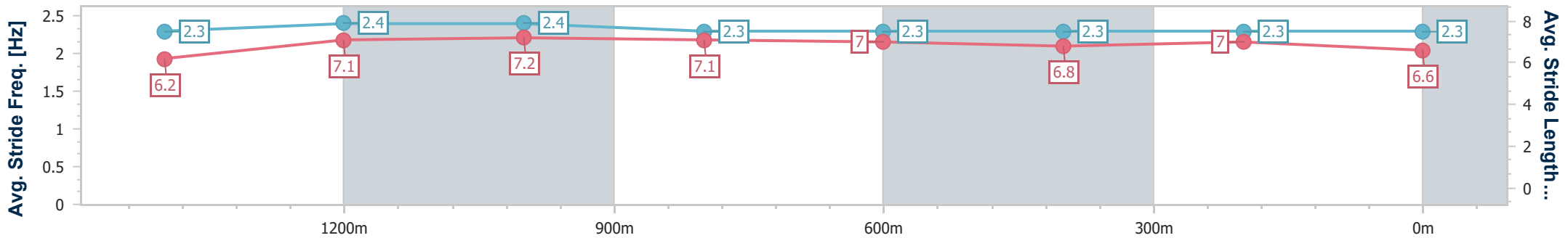
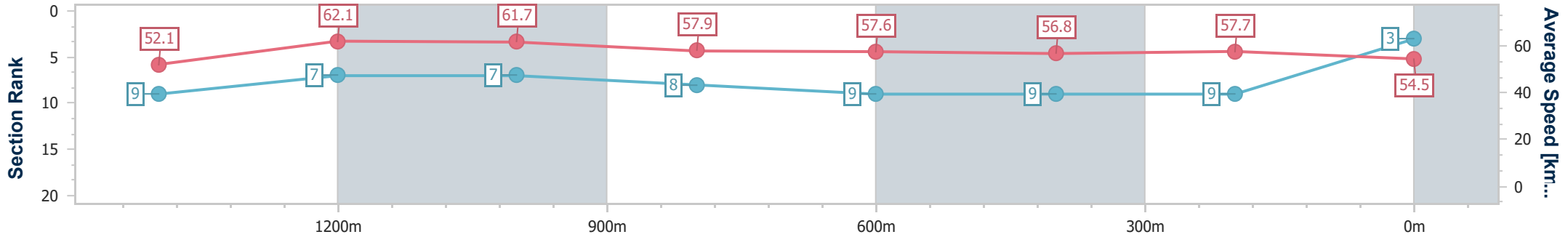


Doomben QLD Professional
Race 5: COUNTRY CUPS CHALLENGE (FINAL) NO METRO
WINS LAST 2 YEARS - 1630m
 30 November 2024 - 14:38
 Track Rating: Heavy 10, Weather: Showers, Rail Position: +4.5m
 Entire



BRISBANE
RACING CLUB

Section	Overall	1400m	1200m	1000m	800m	600m	400m	200m
Section Times	1:42.50 [3] (0:15.87)	1:26.63 [9] (0:11.53)	1:15.10 [7] (0:11.72)	1:03.38 [7] (0:12.38)	0:51.00 [8] (0:12.58)	0:38.42 [9] (0:12.78)	0:25.64 [9] (0:12.44)	0:13.20 [9] (0:13.20)
Average Speed [km/h]	52.1	62.1	61.7	57.9	57.6	56.8	57.7	54.5
Top Speed [km/h]	63.8	63.8	62.6	60.5	58.6	58.3	58.5	57.8
Avg. Dist. to Rail [m]	0.7	0.3	0.3	0.1	1.1	1.5	1.5	3.1
Avg. Stride Freq. [Hz]	2.3	2.4	2.4	2.3	2.3	2.3	2.3	2.3
Avg. Stride Length [m]	6.2	7.1	7.2	7.1	7.0	6.8	7.0	6.6



- [] Ranking at each section and finish
- .-.- No data available at this section
- NA No data available



Horse/Jockey Name	Choir Boy
Final Rank	4
Fastest Section Time (Section)	0:11.72 (1400m)
Top Speed [km/h] (Section)	64.3 (Overall)
Race State	Finished

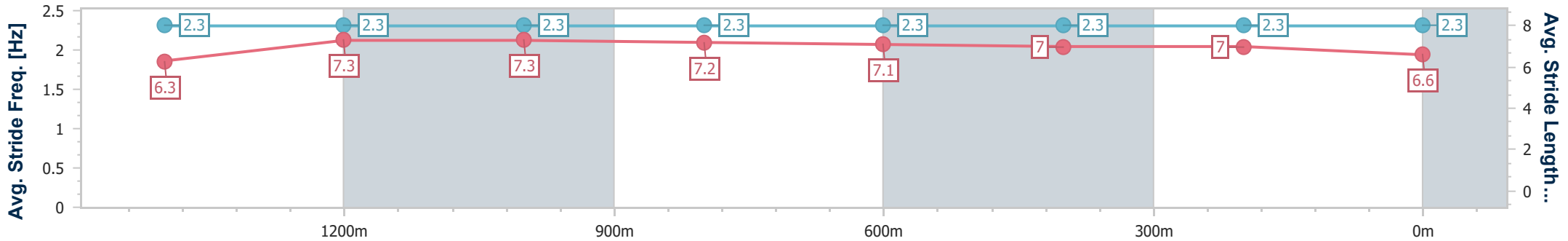
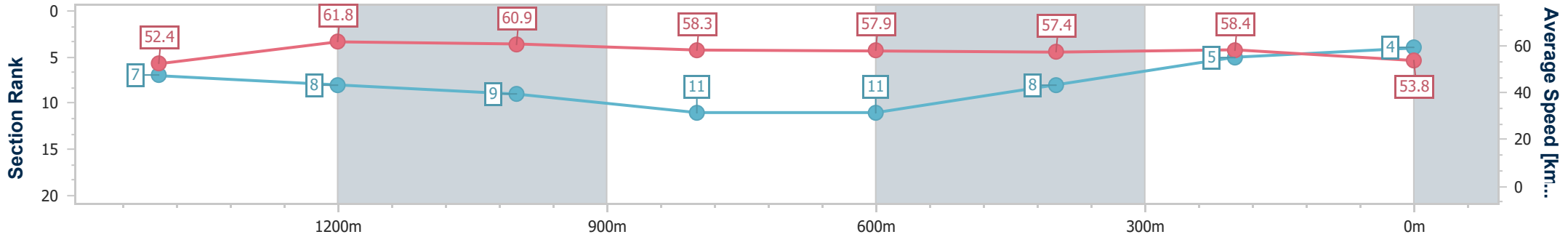


Doomben QLD Professional
Race 5: COUNTRY CUPS CHALLENGE (FINAL) NO METRO
WINS LAST 2 YEARS - 1630m
 30 November 2024 - 14:38
 Track Rating: Heavy 10, Weather: Showers, Rail Position: +4.5m
 Entire



BRISBANE
RACING CLUB

Section	Overall	1400m	1200m	1000m	800m	600m	400m	200m						
Section Times	1:42.53 [4] (0:15.83)	1:26.70 [7] (0:11.72)	1:14.98 [8] (0:11.82)	1:03.16 [9] (0:12.42)	0:50.74 [11] (0:12.46)	0:38.28 [11] (0:12.54)	0:25.74 [8] (0:12.37)	0:13.37 [5] (0:13.37)						
Average Speed [km/h]	52.4	61.8	60.9	58.3	57.9	57.4	58.4	53.8						
Top Speed [km/h]	64.3	62.6	62.8	58.8	59.2	58.4	59.8	57.6						
Avg. Dist. to Rail [m]	2.7	1.2	0.9	0.8	0.8	0.7	2.6	4.6						
Avg. Stride Freq. [Hz]	2.3	2.3	2.3	2.3	2.3	2.3	2.3	2.3						
Avg. Stride Length [m]	6.3	7.3	7.3	7.2	7.1	7.0	7.0	6.6						



- [] Ranking at each section and finish
- .-.- No data available at this section
- NA No data available



Horse/Jockey Name	Picko Rocks
Final Rank	5
Fastest Section Time (Section)	0:11.48 (1400m)
Top Speed [km/h] (Section)	64.2 (1400m)
Race State	Finished

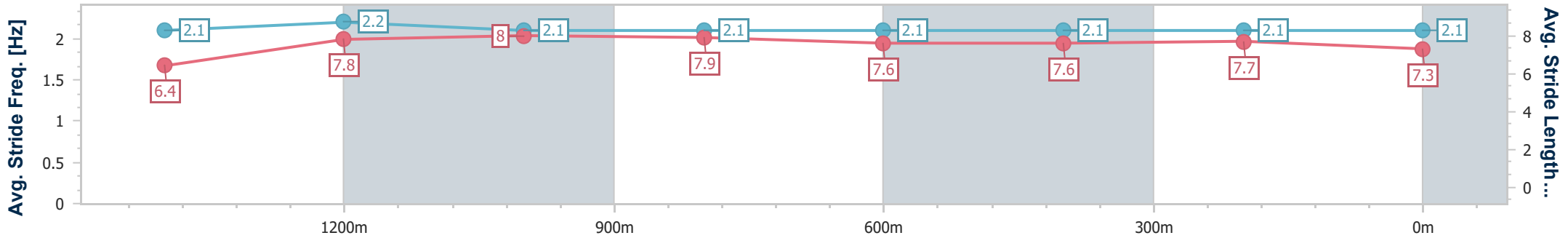
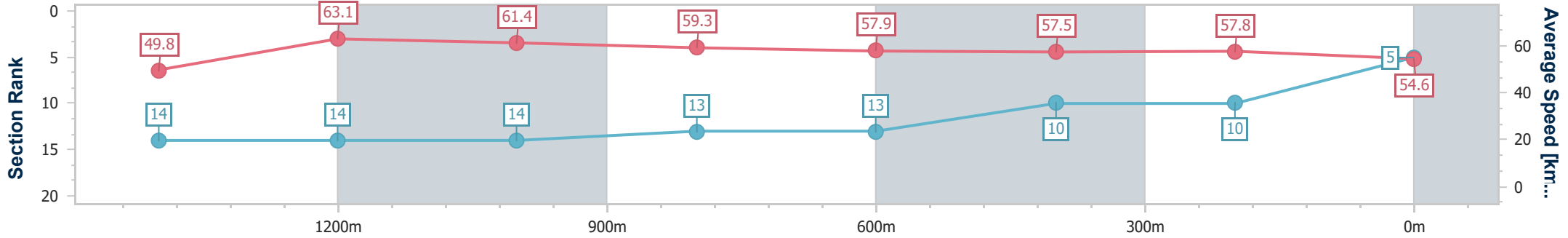


Doomben QLD Professional
Race 5: COUNTRY CUPS CHALLENGE (FINAL) NO METRO
WINS LAST 2 YEARS - 1630m
 30 November 2024 - 14:38
 Track Rating: Heavy 10, Weather: Showers, Rail Position: +4.5m
 Entire



BRISBANE
RACING CLUB

Section	Overall	1400m	1200m	1000m	800m	600m	400m	200m
Section Times	1:42.59 [5] (0:16.65)	1:25.94 [14] (0:11.48)	1:14.46 [14] (0:11.70)	1:02.76 [14] (0:12.19)	0:50.57 [13] (0:12.41)	0:38.16 [13] (0:12.47)	0:25.69 [10] (0:12.50)	0:13.19 [10] (0:13.19)
Average Speed [km/h]	49.8	63.1	61.4	59.3	57.9	57.5	57.8	54.6
Top Speed [km/h]	62.6	64.2	62.3	60.3	59.1	58.3	58.4	57.4
Avg. Dist. to Rail [m]	0.7	0.7	1.4	1.2	0.8	0.4	3.0	5.4
Avg. Stride Freq. [Hz]	2.1	2.2	2.1	2.1	2.1	2.1	2.1	2.1
Avg. Stride Length [m]	6.4	7.8	8.0	7.9	7.6	7.6	7.7	7.3



- [] Ranking at each section and finish
- .-.- No data available at this section
- NA No data available



Horse/Jockey Name	Bayerische
Final Rank	6
Fastest Section Time (Section)	0:11.81 (1200m)
Top Speed [km/h] (Section)	63.6 (1400m)
Race State	Finished

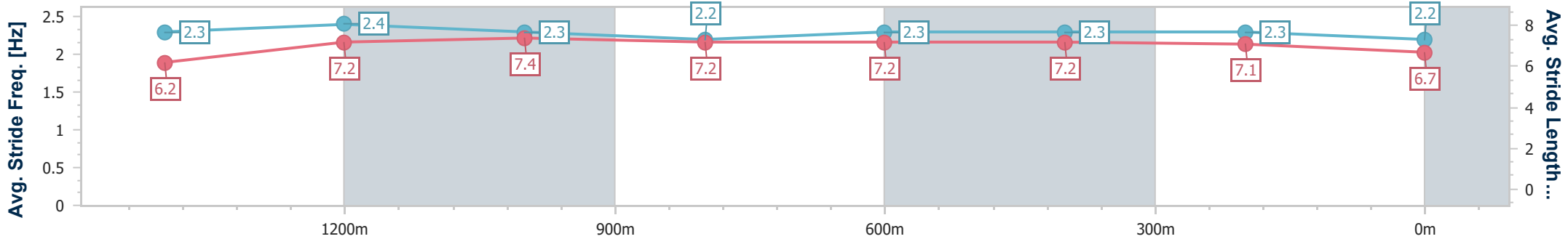
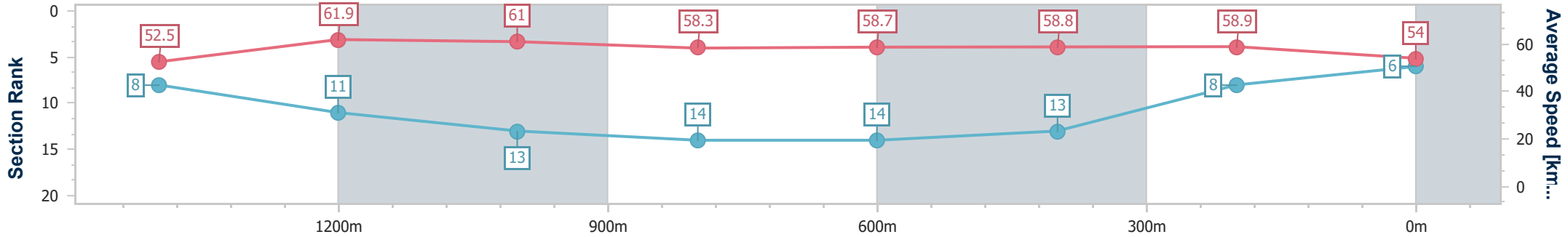


Doomben QLD Professional
Race 5: COUNTRY CUPS CHALLENGE (FINAL) NO METRO
WINS LAST 2 YEARS - 1630m
 30 November 2024 - 14:38
 Track Rating: Heavy 10, Weather: Showers, Rail Position: +4.5m
 Entire



BRISBANE
RACING CLUB

Section	Overall	1400m	1200m	1000m	800m	600m	400m	200m					
Section Times	1:42.62 [6] (0:15.84)	1:26.78 [8] (0:11.92)	1:14.86 [11] (0:11.81)	1:03.05 [13] (0:12.45)	0:50.60 [14] (0:12.44)	0:38.16 [14] (0:12.52)	0:25.64 [13] (0:12.30)	0:13.34 [8] (0:13.34)					
Average Speed [km/h]	52.5	61.9	61.0	58.3	58.7	58.8	58.9	54.0					
Top Speed [km/h]	63.1	63.6	62.5	59.3	60.2	59.9	60.6	57.3					
Avg. Dist. to Rail [m]	4.1	4.0	3.1	2.3	3.8	3.6	5.2	6.2					
Avg. Stride Freq. [Hz]	2.3	2.4	2.3	2.2	2.3	2.3	2.3	2.2					
Avg. Stride Length [m]	6.2	7.2	7.4	7.2	7.2	7.2	7.1	6.7					



- [] Ranking at each section and finish
- .-.- No data available at this section
- NA No data available



Horse/Jockey Name	Starsonic
Final Rank	7
Fastest Section Time (Section)	0:11.33 (1400m)
Top Speed [km/h] (Section)	65.2 (1400m)
Race State	Finished

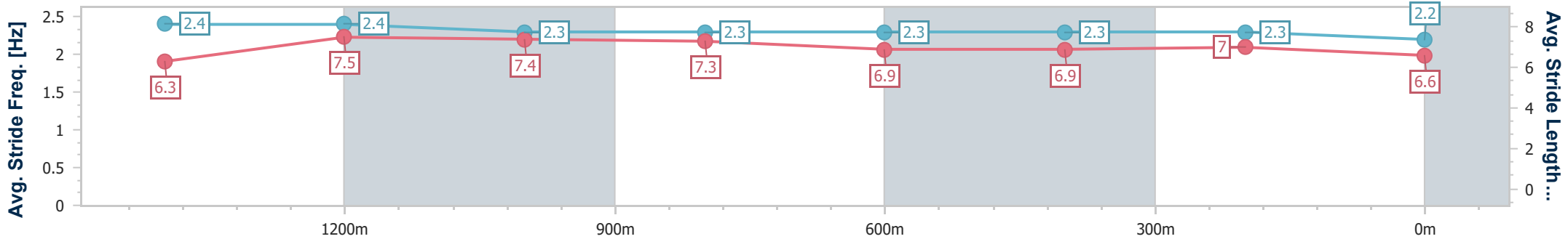
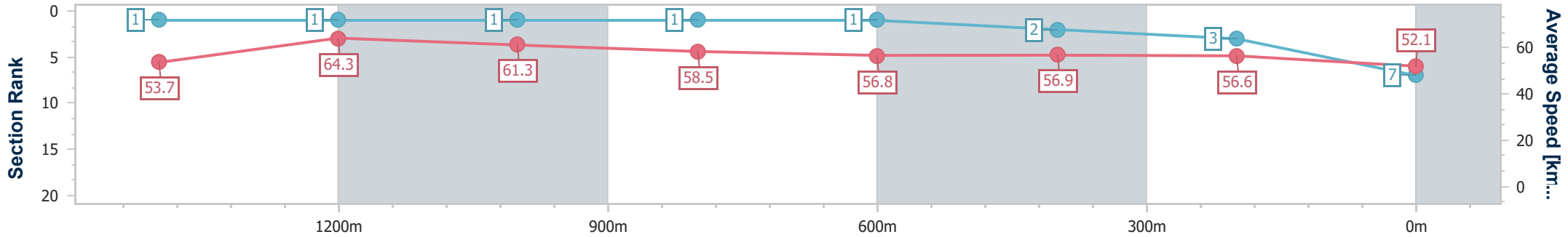


Doomben QLD Professional
Race 5: COUNTRY CUPS CHALLENGE (FINAL) NO METRO
WINS LAST 2 YEARS - 1630m
 30 November 2024 - 14:38
 Track Rating: Heavy 10, Weather: Showers, Rail Position: +4.5m
 Entire



BRISBANE
RACING CLUB

Section	Overall	1400m	1200m	1000m	800m	600m	400m	200m						
Section Times	1:42.66 [7] (0:15.41)	1:27.25 [1] (0:11.33)	1:15.92 [1] (0:11.73)	1:04.19 [1] (0:12.31)	0:51.88 [1] (0:12.65)	0:39.23 [1] (0:12.72)	0:26.51 [2] (0:12.68)	0:13.83 [3] (0:13.83)						
Average Speed [km/h]	53.7	64.3	61.3	58.5	56.8	56.9	56.6	52.1						
Top Speed [km/h]	64.5	65.2	63.0	59.9	57.9	57.8	58.1	54.8						
Avg. Dist. to Rail [m]	2.3	1.5	0.8	0.3	0.4	0.5	0.4	1.4						
Avg. Stride Freq. [Hz]	2.4	2.4	2.3	2.3	2.3	2.3	2.3	2.2						
Avg. Stride Length [m]	6.3	7.5	7.4	7.3	6.9	6.9	7.0	6.6						



- [] Ranking at each section and finish
- .-.- No data available at this section
- NA No data available



Horse/Jockey Name	Mocambo
Final Rank	8
Fastest Section Time (Section)	0:11.62 (1400m)
Top Speed [km/h] (Section)	64.2 (Overall)
Race State	Finished

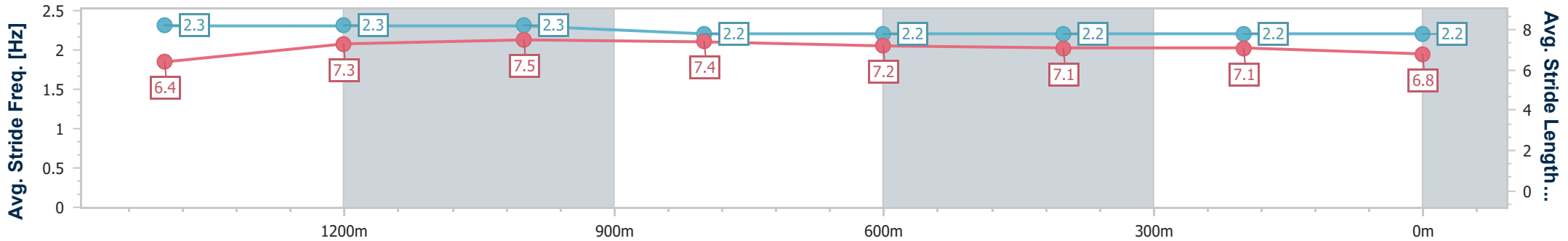
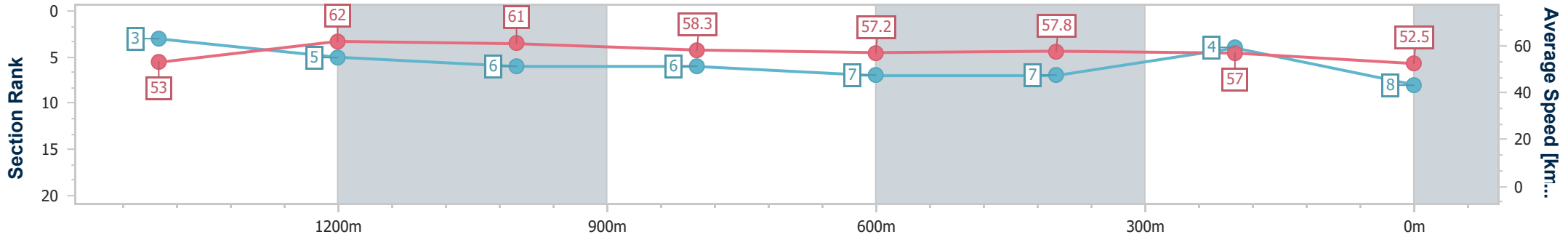


Doomben QLD Professional
Race 5: COUNTRY CUPS CHALLENGE (FINAL) NO METRO
WINS LAST 2 YEARS - 1630m
 30 November 2024 - 14:38
 Track Rating: Heavy 10, Weather: Showers, Rail Position: +4.5m
 Entire



BRISBANE
RACING CLUB

Section	Overall	1400m	1200m	1000m	800m	600m	400m	200m						
Section Times	1:42.80 [8] (0:15.59)	1:27.21 [3] (0:11.62)	1:15.59 [5] (0:11.81)	1:03.78 [6] (0:12.39)	0:51.39 [6] (0:12.57)	0:38.82 [7] (0:12.48)	0:26.34 [7] (0:12.61)	0:13.73 [4] (0:13.73)						
Average Speed [km/h]	53.0	62.0	61.0	58.3	57.2	57.8	57.0	52.5						
Top Speed [km/h]	64.2	63.4	62.2	60.7	58.5	58.7	58.1	54.7						
Avg. Dist. to Rail [m]	0.6	0.4	1.0	0.7	0.2	0.1	1.0	2.3						
Avg. Stride Freq. [Hz]	2.3	2.3	2.3	2.2	2.2	2.2	2.2	2.2						
Avg. Stride Length [m]	6.4	7.3	7.5	7.4	7.2	7.1	7.1	6.8						



- [] Ranking at each section and finish
- .-.- No data available at this section
- NA No data available



Horse/Jockey Name	Aolani
Final Rank	9
Fastest Section Time (Section)	0:11.57 (1400m)
Top Speed [km/h] (Section)	65.6 (Overall)
Race State	Finished

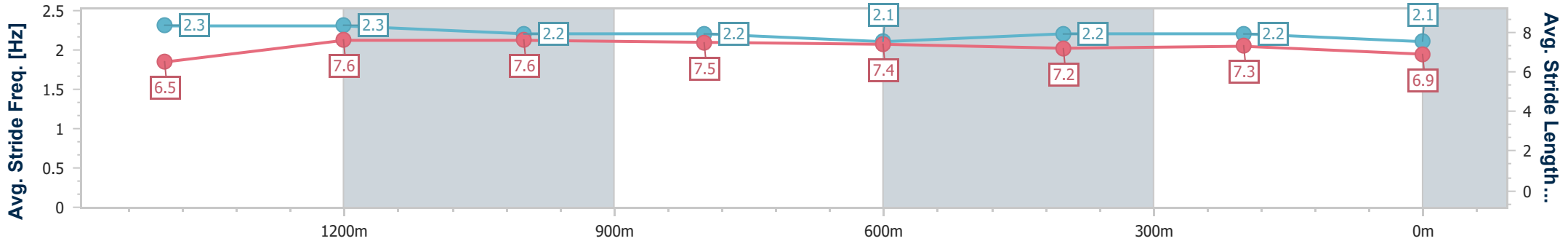
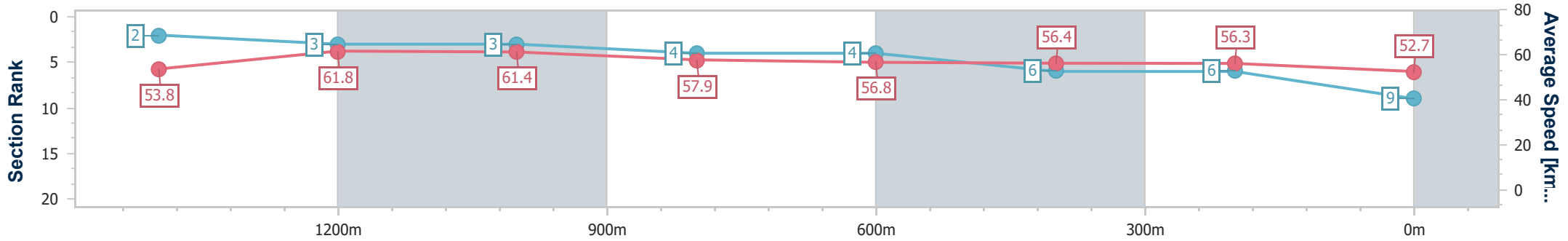


Doomben QLD Professional
Race 5: COUNTRY CUPS CHALLENGE (FINAL) NO METRO
WINS LAST 2 YEARS - 1630m
30 November 2024 - 14:38
Track Rating: Heavy 10, Weather: Showers, Rail Position: +4.5m
Entire



BRISBANE
RACING CLUB

Section	Overall	1400m	1200m	1000m	800m	600m	400m	200m
Section Times	1:42.81 [9] (0:15.43)	1:27.38 [2] (0:11.57)	1:15.81 [3] (0:11.74)	1:04.07 [3] (0:12.41)	0:51.66 [4] (0:12.61)	0:39.05 [4] (0:12.69)	0:26.36 [6] (0:12.71)	0:13.65 [6] (0:13.65)
Average Speed [km/h]	53.8	61.8	61.4	57.9	56.8	56.4	56.3	52.7
Top Speed [km/h]	65.6	62.9	62.7	59.5	57.9	57.3	57.8	55.3
Avg. Dist. to Rail [m]	0.8	0.4	0.2	0.2	0.9	1.0	2.6	1.4
Avg. Stride Freq. [Hz]	2.3	2.3	2.2	2.2	2.1	2.2	2.2	2.1
Avg. Stride Length [m]	6.5	7.6	7.6	7.5	7.4	7.2	7.3	6.9



- [] Ranking at each section and finish
- .-.- No data available at this section
- NA No data available



Horse/Jockey Name	Kazza's Jet
Final Rank	10
Fastest Section Time (Section)	0:11.74 (1200m)
Top Speed [km/h] (Section)	62.9 (1400m)
Race State	Finished

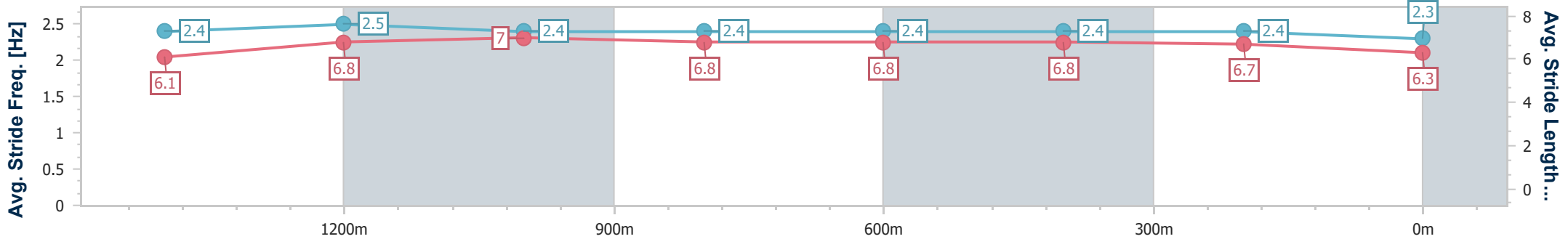
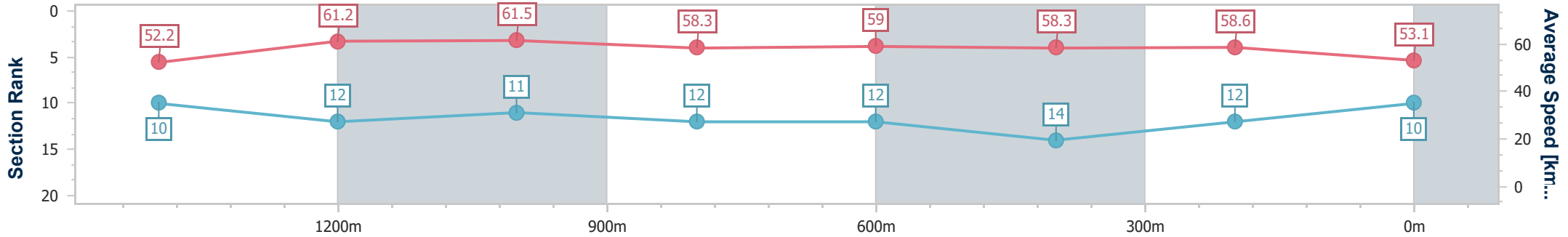


Doomben QLD Professional
Race 5: COUNTRY CUPS CHALLENGE (FINAL) NO METRO
WINS LAST 2 YEARS - 1630m
 30 November 2024 - 14:38
 Track Rating: Heavy 10, Weather: Showers, Rail Position: +4.5m
 Entire



BRISBANE
RACING CLUB

Section	Overall	1400m	1200m	1000m	800m	600m	400m	200m						
Section Times	1:43.05 [10] (0:15.89)	1:27.16 [10] (0:11.91)	1:15.25 [12] (0:11.74)	1:03.51 [11] (0:12.44)	0:51.07 [12] (0:12.34)	0:38.73 [12] (0:12.74)	0:25.99 [14] (0:12.41)	0:13.58 [12] (0:13.58)						
Average Speed [km/h]	52.2	61.2	61.5	58.3	59.0	58.3	58.6	53.1						
Top Speed [km/h]	62.8	62.9	62.7	59.9	60.6	60.0	60.5	57.6						
Avg. Dist. to Rail [m]	4.1	2.1	2.6	2.3	3.2	5.2	7.3	9.2						
Avg. Stride Freq. [Hz]	2.4	2.5	2.4	2.4	2.4	2.4	2.4	2.3						
Avg. Stride Length [m]	6.1	6.8	7.0	6.8	6.8	6.8	6.7	6.3						



- [] Ranking at each section and finish
- .-.- No data available at this section
- NA No data available



Horse/Jockey Name	Centaur
Final Rank	11
Fastest Section Time (Section)	0:11.63 (1400m)
Top Speed [km/h] (Section)	64.9 (Overall)
Race State	Finished

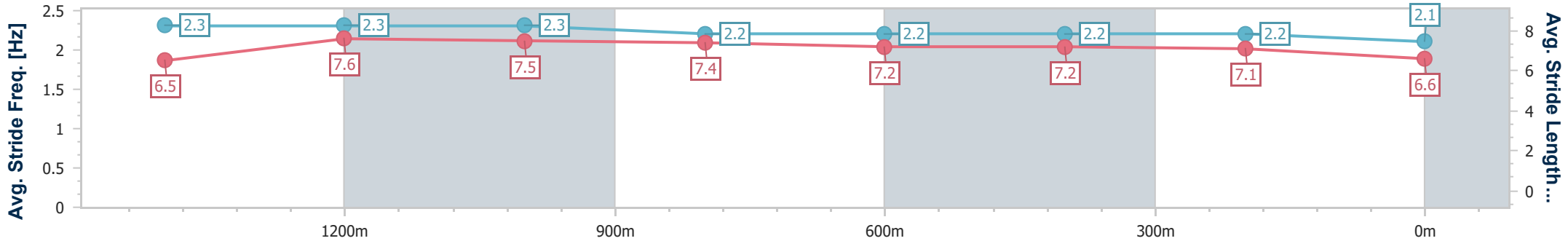
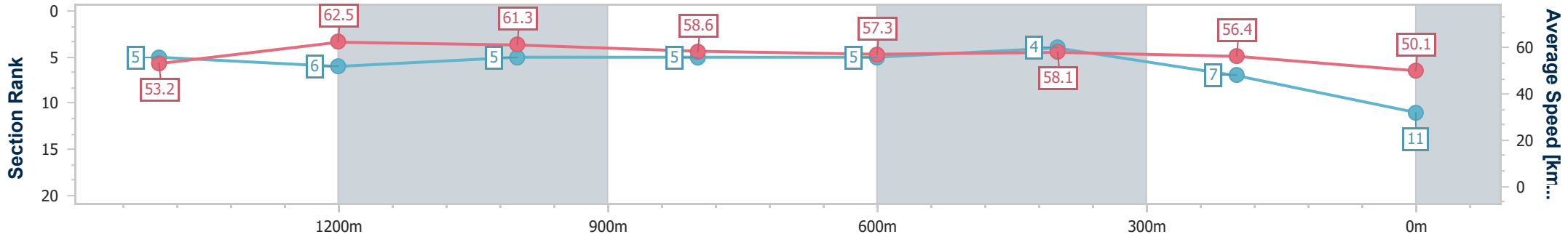


Doomben QLD Professional
Race 5: COUNTRY CUPS CHALLENGE (FINAL) NO METRO
WINS LAST 2 YEARS - 1630m
 30 November 2024 - 14:38
 Track Rating: Heavy 10, Weather: Showers, Rail Position: +4.5m
 Entire



BRISBANE
RACING CLUB

Section	Overall	1400m	1200m	1000m	800m	600m	400m	200m					
Section Times	1:43.49 [11] (0:15.60)	1:27.89 [5] (0:11.63)	1:16.26 [6] (0:11.75)	1:04.51 [5] (0:12.22)	0:52.29 [5] (0:12.61)	0:39.68 [5] (0:12.56)	0:27.12 [4] (0:12.79)	0:14.33 [7] (0:14.33)					
Average Speed [km/h]	53.2	62.5	61.3	58.6	57.3	58.1	56.4	50.1					
Top Speed [km/h]	64.9	63.7	62.8	59.6	58.9	58.7	58.0	54.2					
Avg. Dist. to Rail [m]	6.1	1.3	0.6	1.0	1.0	2.6	1.3	3.3					
Avg. Stride Freq. [Hz]	2.3	2.3	2.3	2.2	2.2	2.2	2.2	2.1					
Avg. Stride Length [m]	6.5	7.6	7.5	7.4	7.2	7.2	7.1	6.6					



- [] Ranking at each section and finish
- .-.- No data available at this section
- NA No data available



Horse/Jockey Name	Stampede Warrior
Final Rank	12
Fastest Section Time (Section)	0:11.65 (1400m)
Top Speed [km/h] (Section)	64.8 (Overall)
Race State	Finished

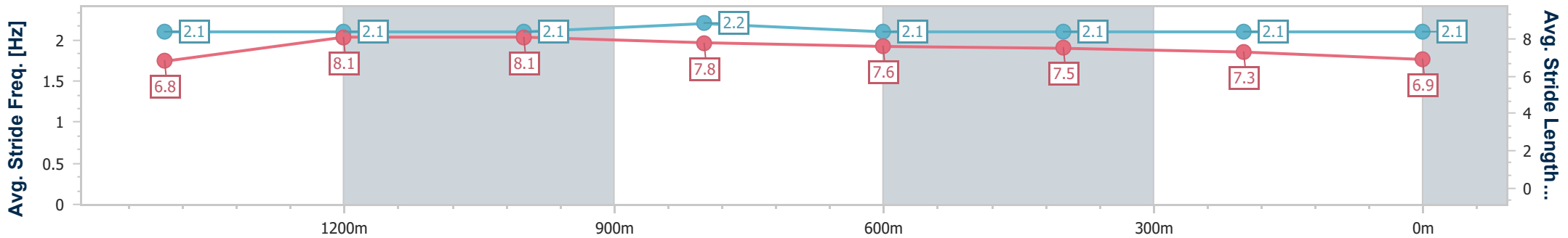
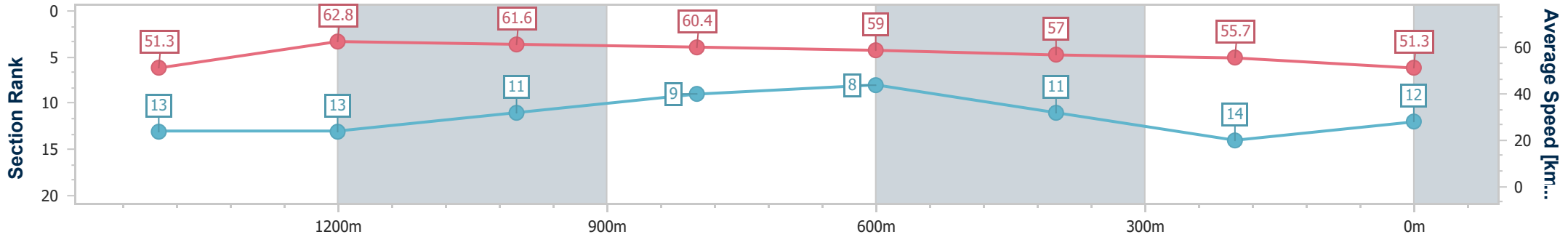


Doomben QLD Professional
Race 5: COUNTRY CUPS CHALLENGE (FINAL) NO METRO
WINS LAST 2 YEARS - 1630m
 30 November 2024 - 14:38
 Track Rating: Heavy 10, Weather: Showers, Rail Position: +4.5m
 Entire



BRISBANE
RACING CLUB

Section	Overall	1400m	1200m	1000m	800m	600m	400m	200m
Section Times	1:43.96 [12] (0:16.19)	1:27.77 [13] (0:11.65)	1:16.12 [13] (0:11.70)	1:04.42 [11] (0:12.00)	0:52.42 [9] (0:12.46)	0:39.96 [8] (0:12.91)	0:27.05 [11] (0:12.99)	0:14.06 [14] (0:14.06)
Average Speed [km/h]	51.3	62.8	61.6	60.4	59.0	57.0	55.7	51.3
Top Speed [km/h]	64.8	64.6	62.4	61.9	59.6	58.2	56.8	54.3
Avg. Dist. to Rail [m]	3.0	2.5	4.6	3.8	3.5	3.9	6.1	8.1
Avg. Stride Freq. [Hz]	2.1	2.1	2.1	2.2	2.1	2.1	2.1	2.1
Avg. Stride Length [m]	6.8	8.1	8.1	7.8	7.6	7.5	7.3	6.9



- [] Ranking at each section and finish
- .-.- No data available at this section
- NA No data available



Horse/Jockey Name	Scorched Land
Final Rank	13
Fastest Section Time (Section)	0:11.37 (1400m)
Top Speed [km/h] (Section)	65.6 (1400m)
Race State	Finished

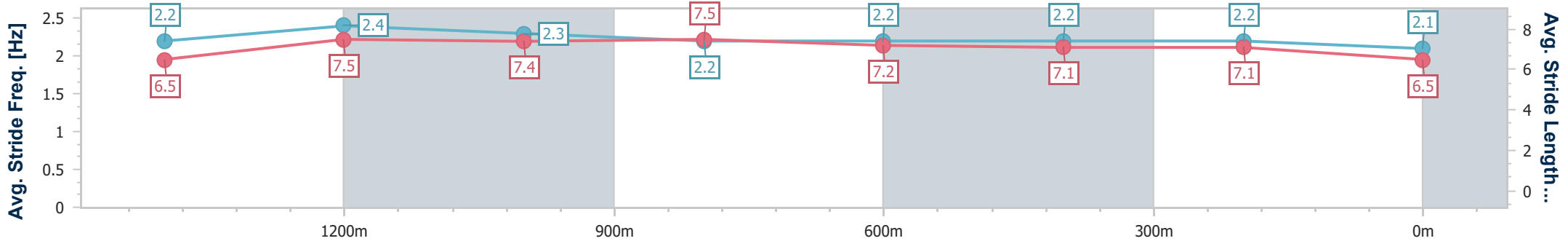
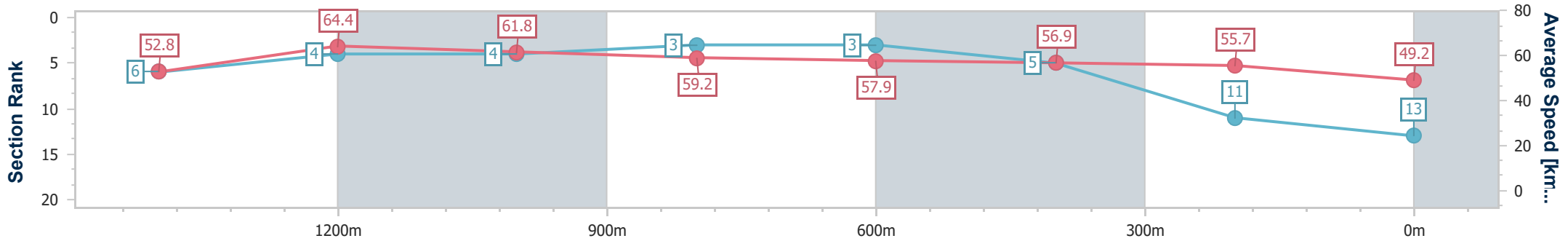


Doomben QLD Professional
Race 5: COUNTRY CUPS CHALLENGE (FINAL) NO METRO
WINS LAST 2 YEARS - 1630m
 30 November 2024 - 14:38
 Track Rating: Heavy 10, Weather: Showers, Rail Position: +4.5m
 Entire



BRISBANE
RACING CLUB

Section	Overall	1400m	1200m	1000m	800m	600m	400m	200m
Section Times	1:44.02 [13] (0:15.78)	1:28.24 [6] (0:11.37)	1:16.87 [4] (0:11.68)	1:05.19 [4] (0:12.18)	0:53.01 [3] (0:12.55)	0:40.46 [3] (0:12.89)	0:27.57 [5] (0:12.99)	0:14.58 [11] (0:14.58)
Average Speed [km/h]	52.8	64.4	61.8	59.2	57.9	56.9	55.7	49.2
Top Speed [km/h]	65.3	65.6	64.4	60.3	58.6	58.1	57.2	54.7
Avg. Dist. to Rail [m]	8.7	3.1	2.0	0.7	2.1	3.3	3.2	5.5
Avg. Stride Freq. [Hz]	2.2	2.4	2.3	2.2	2.2	2.2	2.2	2.1
Avg. Stride Length [m]	6.5	7.5	7.4	7.5	7.2	7.1	7.1	6.5



- [] Ranking at each section and finish
- .-.- No data available at this section
- NA No data available



Horse/Jockey Name	I Am Good At This
Final Rank	14
Fastest Section Time (Section)	0:11.53 (1400m)
Top Speed [km/h] (Section)	64.3 (1400m)
Race State	Finished

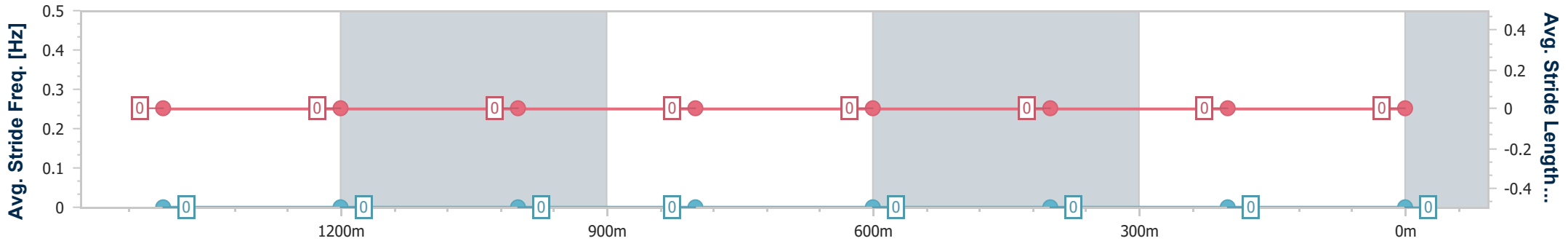
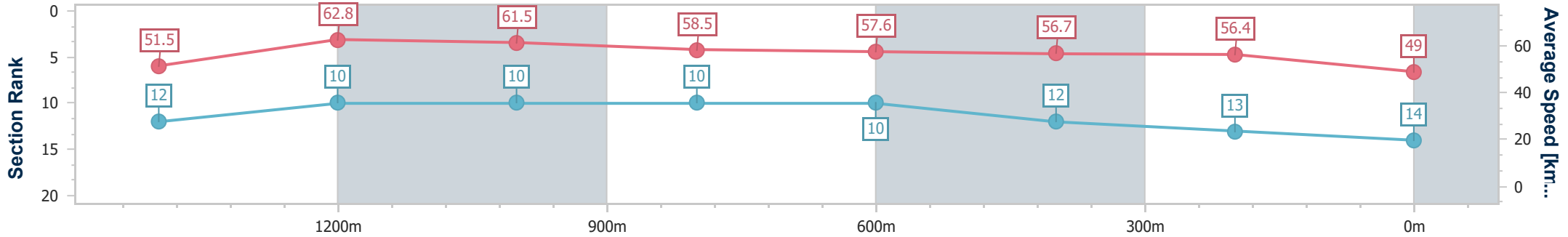


Doomben QLD Professional
Race 5: COUNTRY CUPS CHALLENGE (FINAL) NO METRO
WINS LAST 2 YEARS - 1630m
 30 November 2024 - 14:38
 Track Rating: Heavy 10, Weather: Showers, Rail Position: +4.5m
 Entire



BRISBANE
RACING CLUB

Section	Overall	1400m	1200m	1000m	800m	600m	400m	200m					
Section Times	1:44.41 [14] (0:16.12)	1:28.29 [12] (0:11.53)	1:16.76 [10] (0:11.73)	1:05.03 [10] (0:12.32)	0:52.71 [10] (0:12.47)	0:40.24 [10] (0:12.78)	0:27.46 [12] (0:12.76)	0:14.70 [13] (0:14.70)					
Average Speed [km/h]	51.5	62.8	61.5	58.5	57.6	56.7	56.4	49.0					
Top Speed [km/h]	63.9	64.3	62.7	61.0	58.5	57.7	58.1	54.6					
Avg. Dist. to Rail [m]	3.6	1.3	1.7	0.6	0.4	1.0	1.0	2.5					
Avg. Stride Freq. [Hz]	--	--	--	--	--	--	--	--					
Avg. Stride Length [m]	--	--	--	--	--	--	--	--					



- [] Ranking at each section and finish
- No data available at this section
- NA No data available



Doomben QLD Professional

Race 6: VALE PAT DUFF Class 6 Handicap - 1630m

30 November 2024 - 15:18



BRISBANE
RACING CLUB

Track Rating: Heavy 10, Weather: Showers, Rail Position: +4.5m Entire

Section		Overall	1400m	1200m	1000m	800m	600m	400m	Last 600m				
Field Times		1:41.16 (0:15.57)	1:25.59 (0:12.00)	1:13.59 (0:11.72)	1:01.87 (0:12.09)	0:49.78 (0:12.24)	0:37.54 (0:12.54)	0:25.00 (0:12.09)	0:37.54				
Rank	TAB Horse/Jockey	Barrier	Top Speed [km/h]	Fastest Section	Distance Travelled [m]								
1	7 POETIC DRAMA Angela Jones	11	64.0	0:11.84	1:41.16 [1] (0:16.28)	1:24.88 [7] (0:12.10)	1:12.78 [9] (0:12.08)	1:00.70 [9] (0:12.06)	0:48.64 [9] (0:11.99)	0:36.65 [7] (0:12.14)	0:24.51 [5] (0:11.84)	0:36.65	
2	3 MISS JOELENE James Orman	3	64.0	0:11.66	1:41.22 [2] (0:15.94)	1:25.28 [5] (0:12.25)	1:13.03 [6] (0:11.90)	1:01.13 [6] (0:12.09)	0:49.04 [6] (0:12.28)	0:36.76 [6] (0:12.22)	0:24.54 [6] (0:11.66)	0:36.76	+2
3	6 LOGAN STREET LION Andrew Mallyon	1	62.8	0:11.80	1:41.40 [3] (0:15.95)	1:25.45 [6] (0:11.97)	1:13.48 [5] (0:11.86)	1:01.62 [5] (0:12.18)	0:49.44 [5] (0:12.38)	0:37.06 [5] (0:12.35)	0:24.71 [7] (0:11.80)	0:37.06	-6
4	13 PIPISTRELLE Ron Stewart	4	66.6	0:11.72	1:41.59 [4] (0:15.57)	1:26.02 [1] (0:12.00)	1:14.02 [1] (0:11.72)	1:02.30 [1] (0:12.09)	0:50.21 [1] (0:12.24)	0:37.97 [1] (0:12.54)	0:25.43 [1] (0:12.09)	0:37.97	-4
5	8 RED TOP Cody Collis	9	63.3	0:12.03	1:41.82 [5] (0:16.51)	1:25.31 [10] (0:12.06)	1:13.25 [10] (0:12.06)	1:01.19 [11] (0:12.03)	0:49.16 [10] (0:12.16)	0:37.00 [11] (0:12.10)	0:24.90 [11] (0:12.03)	0:37.00	-5
6	2 BROOKHAVEN Damien Thornton	5	62.0	0:11.89	1:41.89 [6] (0:16.35)	1:25.54 [9] (0:11.91)	1:13.63 [7] (0:11.89)	1:01.74 [7] (0:12.23)	0:49.51 [7] (0:12.28)	0:37.23 [8] (0:12.13)	0:25.10 [8] (0:12.00)	0:37.23	-14
7	12 TWIGMAN Mark Du Plessis	7	63.4	0:11.83	1:41.89 [7] (0:15.89)	1:26.00 [4] (0:11.99)	1:14.01 [4] (0:11.83)	1:02.18 [4] (0:12.21)	0:49.97 [3] (0:12.25)	0:37.72 [4] (0:12.26)	0:25.46 [3] (0:12.05)	0:37.72	-7
8	10 CLYDE Boris Thornton	8	64.6	0:11.64	1:41.95 [8] (0:15.89)	1:26.06 [3] (0:11.92)	1:14.14 [3] (0:11.64)	1:02.50 [2] (0:12.22)	0:50.28 [2] (0:12.27)	0:38.01 [2] (0:12.31)	0:25.70 [2] (0:12.24)	0:38.01	-7
9	9 WAIRERE FALLS Bailey Wheeler	6	62.9	0:11.98	1:43.02 [9] (0:16.31)	1:26.71 [8] (0:12.04)	1:14.67 [8] (0:11.98)	1:02.69 [8] (0:12.12)	0:50.57 [8] (0:12.23)	0:38.34 [9] (0:12.23)	0:26.11 [10] (0:12.19)	0:38.34	-6
10	4 KRONENBOURG Ryan Maloney	2	63.1	0:11.93	1:43.20 [10] (0:15.74)	1:27.46 [2] (0:11.99)	1:15.47 [2] (0:11.93)	1:03.54 [3] (0:12.28)	0:51.26 [4] (0:12.18)	0:39.08 [3] (0:12.42)	0:26.66 [4] (0:12.35)	0:39.08	-14

Scratched: Binding (#11), Bettcha The Crown (#1)

[] Ranking at each section and finish
 -:-:- No data available at this section
 NA No data available

SCN Saddle cloth number
 DNF Did not finish
 DNT Did not track



Doomben QLD Professional
Race 6: VALE PAT DUFF Class 6 Handicap - 1630m
30 November 2024 - 15:18



BRISBANE
RACING CLUB

Track Rating: Heavy 10, Weather: Showers, Rail Position: +4.5m Entire

Section	Overall	1400m	1200m	1000m	800m	600m	400m	Last 600m
Field Times	1:41.16 (0:15.57)	1:25.59 (0:12.00)	1:13.59 (0:11.72)	1:01.87 (0:12.09)	0:49.78 (0:12.24)	0:37.54 (0:12.54)	0:25.00 (0:12.09)	0:37.54

Rank	TAB	Horse/Jockey	Barrier	Top Speed [km/h]	Fastest Section	Overall	1400m	1200m	1000m	800m	600m	400m	Last 600m	Distance Travelled [m]
11	5	FELIX THE SCAT	10	62.6	0:11.88	1:44.08 [11]	1:27.37 [11]	1:15.49 [11]	1:03.55 [10]	0:51.38 [11]	0:39.40 [10]	0:27.22 [9]	0:39.40	+0
		Kyle Wilson-Taylor		1400m	1400m	(0:16.71)	(0:11.88)	(0:11.94)	(0:12.17)	(0:11.98)	(0:12.18)	(0:12.15)		

Scratched: Binding (#11), Bettcha The Crown (#1)

[] Ranking at each section and finish
 -:-:- No data available at this section
 NA No data available

SCN Saddle cloth number
 DNF Did not finish
 DNT Did not track



Doomben QLD Professional

Race 6: VALE PAT DUFF Class 6 Handicap - 1630m

30 November 2024 - 15:18



BRISBANE
RACING CLUB

Track Rating: Heavy 10, Weather: Showers, Rail Position: +4.5m Entire

Section				200m				Last 600m	
Field Times				0:12.91 (0:12.91)				0:37.54	
Rank	TAB	Horse/Jockey	Barrier	Top Speed [km/h]	Fastest Section	Margin			Distance Travelled [m]
1	7	POETIC DRAMA Angela Jones	11	64.0 Overall	0:11.84 400m	0:12.67 [5] (0:12.67)	1:41.16		0:36.65
2	3	MISS JOELENE James Orman	3	64.0 400m	0:11.66 400m	0:12.88 [2] (0:12.88)	0.35L		0:36.76 +2
3	6	LOGAN STREET LION Andrew Mallyon	1	62.8 400m	0:11.80 400m	0:12.91 [6] (0:12.91)	1.41L		0:37.06 -6
4	13	PIPISTRELLE Ron Stewart	4	66.6 Overall	0:11.72 1200m	0:13.34 [1] (0:13.34)	2.54L		0:37.97 -4
5	8	RED TOP Cody Collis	9	63.3 1400m	0:12.03 1000m	0:12.87 [9] (0:12.87)	3.89L		0:37.00 -5
6	2	BROOKHAVEN Damien Thornton	5	62.0 Overall	0:11.89 1200m	0:13.10 [7] (0:13.10)	4.27L		0:37.23 -14
7	12	TWIGMAN Mark Du Plessis	7	63.4 1400m	0:11.83 1200m	0:13.41 [3] (0:13.41)	4.29L		0:37.72 -7
8	10	CLYDE Boris Thornton	8	64.6 1200m	0:11.64 1200m	0:13.46 [4] (0:13.46)	4.66L		0:38.01 -7
9	9	WAIRERE FALLS Bailey Wheeler	6	62.9 1400m	0:11.98 1200m	0:13.92 [11] (0:13.92)	10.96L		0:38.34 -6
10	4	KRONENBOURG Ryan Maloney	2	63.1 Overall	0:11.93 1200m	0:14.31 [8] (0:14.31)	11.97L		0:39.08 -14

Scratched: Binding (#11), Bettcha The Crown (#1)

[] Ranking at each section and finish
 -:-:- No data available at this section
 NA No data available

SCN Saddle cloth number
 DNF Did not finish
 DNT Did not track



Doomben QLD Professional
Race 6: VALE PAT DUFF Class 6 Handicap - 1630m
30 November 2024 - 15:18



Track Rating: Heavy 10, Weather: Showers, Rail Position: +4.5m Entire

Section		200m				Last 600m		
Field Times		0:12.91 (0:12.91)				0:37.54		
Rank	TAB Horse/Jockey	Barrier	Top Speed [km/h]	Fastest Section	Margin		Distance Travelled [m]	
11	5 FELIX THE SCAT	10	62.6	0:11.88	0:15.07 [10]	17.15L	0:39.40	+0
	Kyle Wilson-Taylor		1400m	1400m	(0:15.07)			

Scratched: Binding (#11), Bettcha The Crown (#1)

[] Ranking at each section and finish
 -:-:- No data available at this section
 NA No data available

SCN Saddle cloth number
 DNF Did not finish
 DNT Did not track



Horse/Jockey Name	Poetic Drama
Final Rank	1
Fastest Section Time (Section)	0:11.84 (400m)
Top Speed [km/h] (Section)	64.0 (Overall)
Race State	Finished



Doomben QLD Professional

Race 6: VALE PAT DUFF Class 6 Handicap - 1630m

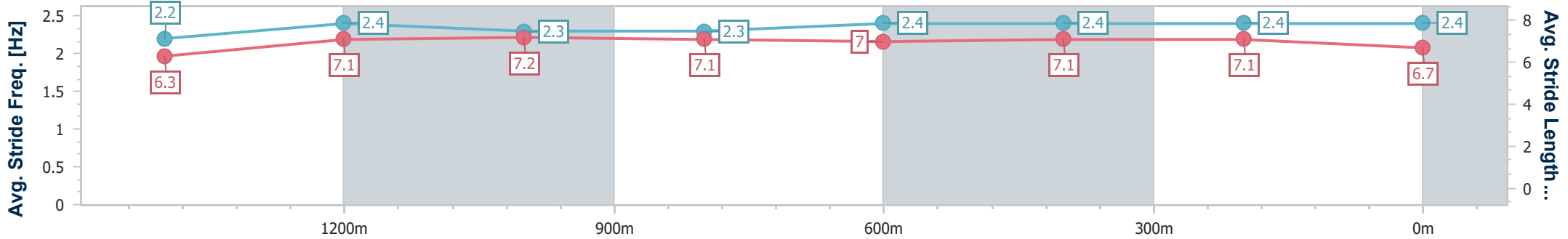
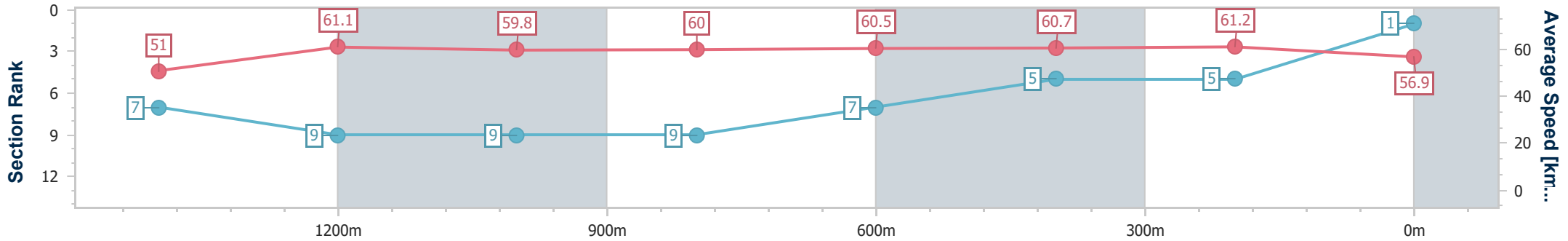
30 November 2024 - 15:18

Track Rating: Heavy 10, Weather: Showers, Rail Position: +4.5m Entire



BRISBANE RACING CLUB

Section	Overall	1400m	1200m	1000m	800m	600m	400m	200m
Section Times	1:41.16 [1] (0:16.28)	1:24.88 [7] (0:12.10)	1:12.78 [9] (0:12.08)	1:00.70 [9] (0:12.06)	0:48.64 [9] (0:11.99)	0:36.65 [7] (0:12.14)	0:24.51 [5] (0:11.84)	0:12.67 [5] (0:12.67)
Average Speed [km/h]	51.0	61.1	59.8	60.0	60.5	60.7	61.2	56.9
Top Speed [km/h]	64.0	63.7	60.9	61.0	61.4	62.3	63.5	59.9
Avg. Dist. to Rail [m]	6.4	4.3	4.5	3.0	1.6	4.0	5.8	6.8
Avg. Stride Freq. [Hz]	2.2	2.4	2.3	2.3	2.4	2.4	2.4	2.4
Avg. Stride Length [m]	6.3	7.1	7.2	7.1	7.0	7.1	7.1	6.7



- [] Ranking at each section and finish
- .-.- No data available at this section
- NA No data available



Horse/Jockey Name	Miss Joelene
Final Rank	2
Fastest Section Time (Section)	0:11.66 (400m)
Top Speed [km/h] (Section)	64.0 (400m)
Race State	Finished



Doomben QLD Professional

Race 6: VALE PAT DUFF Class 6 Handicap - 1630m

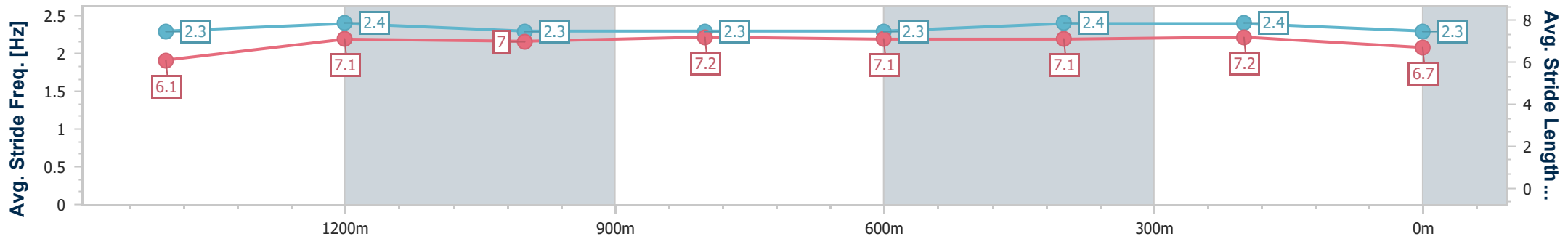
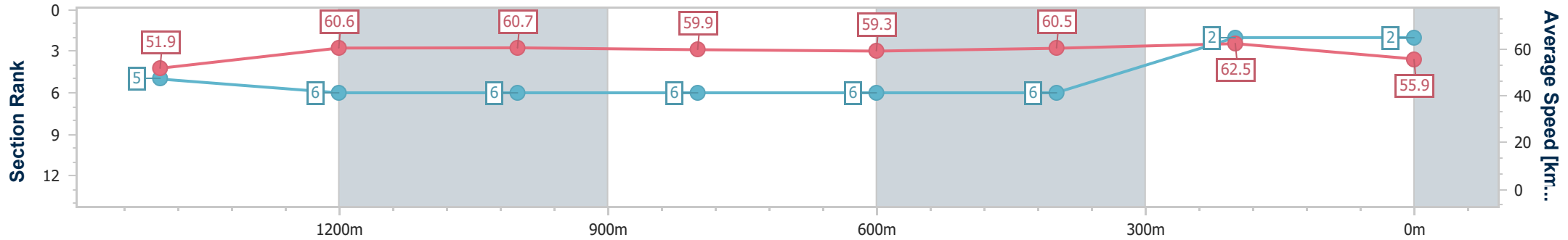
30 November 2024 - 15:18

Track Rating: Heavy 10, Weather: Showers, Rail Position: +4.5m Entire



BRISBANE RACING CLUB

Section	Overall	1400m	1200m	1000m	800m	600m	400m	200m
Section Times	1:41.22 [2] (0:15.94)	1:25.28 [5] (0:12.25)	1:13.03 [6] (0:11.90)	1:01.13 [6] (0:12.09)	0:49.04 [6] (0:12.28)	0:36.76 [6] (0:12.22)	0:24.54 [6] (0:11.66)	0:12.88 [2] (0:12.88)
Average Speed [km/h]	51.9	60.6	60.7	59.9	59.3	60.5	62.5	55.9
Top Speed [km/h]	63.0	62.0	61.6	60.8	60.4	63.0	64.0	60.6
Avg. Dist. to Rail [m]	1.3	4.7	5.0	2.6	3.0	4.9	5.8	5.6
Avg. Stride Freq. [Hz]	2.3	2.4	2.3	2.3	2.3	2.4	2.4	2.3
Avg. Stride Length [m]	6.1	7.1	7.0	7.2	7.1	7.1	7.2	6.7



- [] Ranking at each section and finish
- .-.- No data available at this section
- NA No data available



Horse/Jockey Name	Logan Street Lion
Final Rank	3
Fastest Section Time (Section)	0:11.80 (400m)
Top Speed [km/h] (Section)	62.8 (400m)
Race State	Finished



Doomben QLD Professional

Race 6: VALE PAT DUFF Class 6 Handicap - 1630m

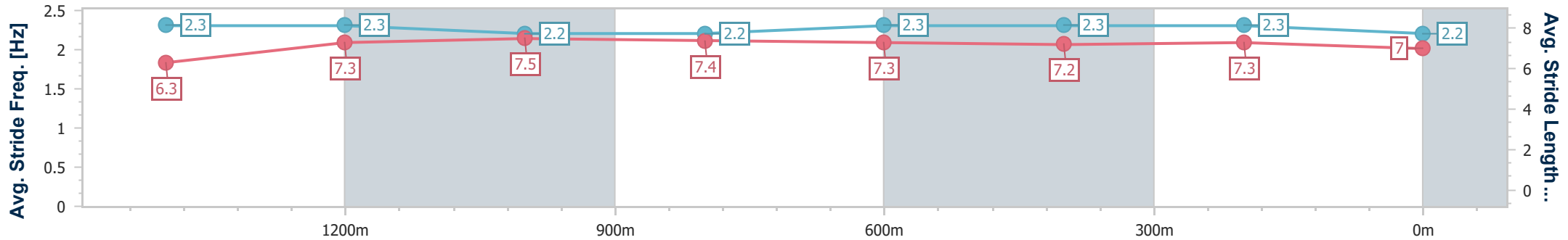
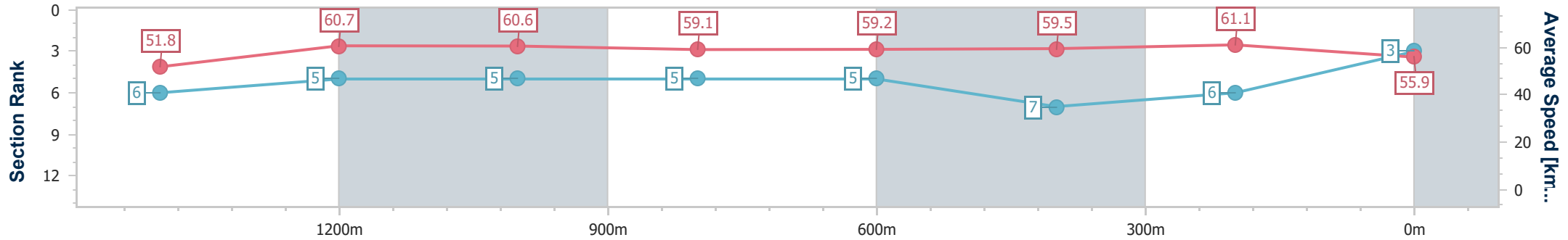
30 November 2024 - 15:18

Track Rating: Heavy 10, Weather: Showers, Rail Position: +4.5m Entire



BRISBANE RACING CLUB

Section	Overall	1400m	1200m	1000m	800m	600m	400m	200m
Section Times	1:41.40 [3] (0:15.95)	1:25.45 [6] (0:11.97)	1:13.48 [5] (0:11.86)	1:01.62 [5] (0:12.18)	0:49.44 [5] (0:12.38)	0:37.06 [5] (0:12.35)	0:24.71 [7] (0:11.80)	0:12.91 [6] (0:12.91)
Average Speed [km/h]	51.8	60.7	60.6	59.1	59.2	59.5	61.1	55.9
Top Speed [km/h]	62.0	61.5	62.6	60.0	60.0	61.7	62.8	58.7
Avg. Dist. to Rail [m]	1.0	1.7	2.7	0.4	3.9	3.7	1.4	0.8
Avg. Stride Freq. [Hz]	2.3	2.3	2.2	2.2	2.3	2.3	2.3	2.2
Avg. Stride Length [m]	6.3	7.3	7.5	7.4	7.3	7.2	7.3	7.0



- [] Ranking at each section and finish
- .-.- No data available at this section
- NA No data available



Horse/Jockey Name	Pipistrelle
Final Rank	4
Fastest Section Time (Section)	0:11.72 (1200m)
Top Speed [km/h] (Section)	66.6 (Overall)
Race State	Finished



Doomben QLD Professional

Race 6: VALE PAT DUFF Class 6 Handicap - 1630m

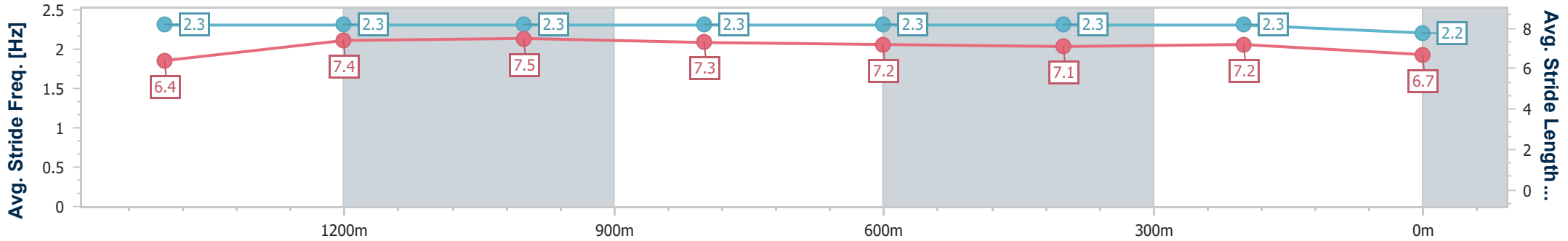
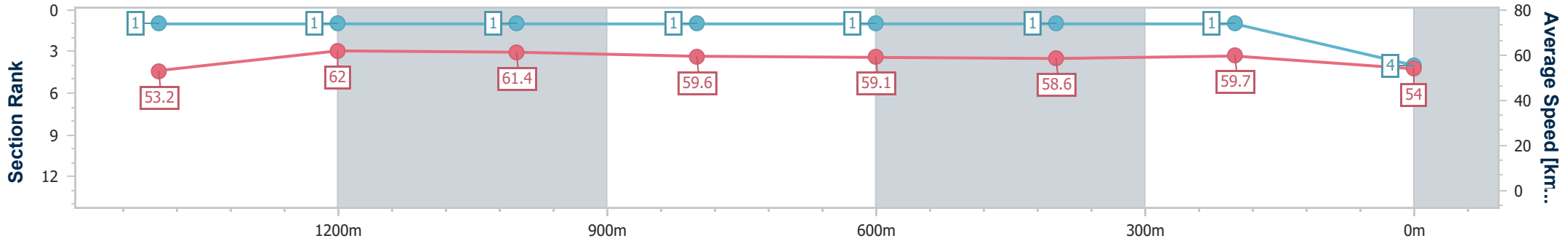
30 November 2024 - 15:18

Track Rating: Heavy 10, Weather: Showers, Rail Position: +4.5m Entire



BRISBANE RACING CLUB

Section	Overall	1400m	1200m	1000m	800m	600m	400m	200m
Section Times	1:41.59 [4] (0:15.57)	1:26.02 [1] (0:12.00)	1:14.02 [1] (0:11.72)	1:02.30 [1] (0:12.09)	0:50.21 [1] (0:12.24)	0:37.97 [1] (0:12.54)	0:25.43 [1] (0:12.09)	0:13.34 [1] (0:13.34)
Average Speed [km/h]	53.2	62.0	61.4	59.6	59.1	58.6	59.7	54.0
Top Speed [km/h]	66.6	63.0	62.4	60.4	59.7	59.9	61.4	58.0
Avg. Dist. to Rail [m]	1.7	5.0	3.7	1.0	1.6	3.6	1.5	3.7
Avg. Stride Freq. [Hz]	2.3	2.3	2.3	2.3	2.3	2.3	2.3	2.2
Avg. Stride Length [m]	6.4	7.4	7.5	7.3	7.2	7.1	7.2	6.7



- [] Ranking at each section and finish
- .-.- No data available at this section
- NA No data available



Horse/Jockey Name	Red Top
Final Rank	5
Fastest Section Time (Section)	0:12.03 (1000m)
Top Speed [km/h] (Section)	63.3 (1400m)
Race State	Finished



Doomben QLD Professional

Race 6: VALE PAT DUFF Class 6 Handicap - 1630m

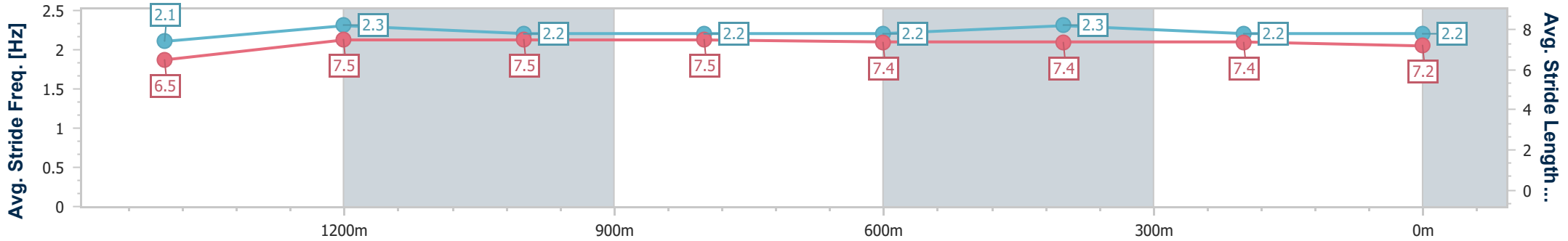
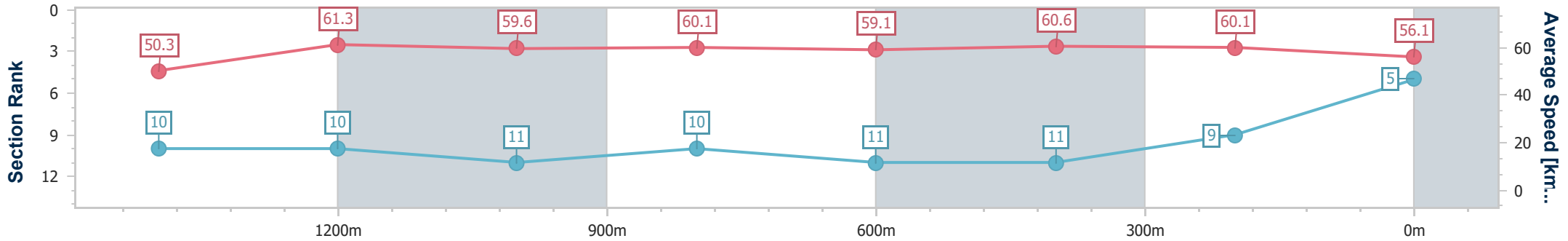
30 November 2024 - 15:18

Track Rating: Heavy 10, Weather: Showers, Rail Position: +4.5m Entire



BRISBANE RACING CLUB

Section	Overall	1400m	1200m	1000m	800m	600m	400m	200m						
Section Times	1:41.82 [5] (0:16.51)	1:25.31 [10] (0:12.06)	1:13.25 [10] (0:12.06)	1:01.19 [11] (0:12.03)	0:49.16 [10] (0:12.16)	0:37.00 [11] (0:12.10)	0:24.90 [11] (0:12.03)	0:12.87 [9] (0:12.87)						
Average Speed [km/h]	50.3	61.3	59.6	60.1	59.1	60.6	60.1	56.1						
Top Speed [km/h]	62.3	63.3	61.5	61.6	60.3	61.9	61.7	60.4						
Avg. Dist. to Rail [m]	4.5	3.7	3.8	1.6	0.4	2.7	4.6	7.1						
Avg. Stride Freq. [Hz]	2.1	2.3	2.2	2.2	2.2	2.3	2.2	2.2						
Avg. Stride Length [m]	6.5	7.5	7.5	7.5	7.4	7.4	7.4	7.2						



- [] Ranking at each section and finish
- .-.- No data available at this section
- NA No data available



Horse/Jockey Name	Brookhaven
Final Rank	6
Fastest Section Time (Section)	0:11.89 (1200m)
Top Speed [km/h] (Section)	62.0 (Overall)
Race State	Finished



Doomben QLD Professional

Race 6: VALE PAT DUFF Class 6 Handicap - 1630m

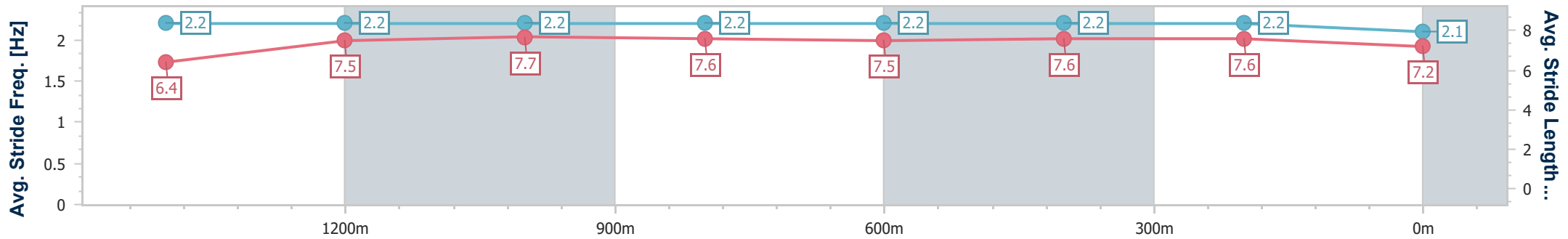
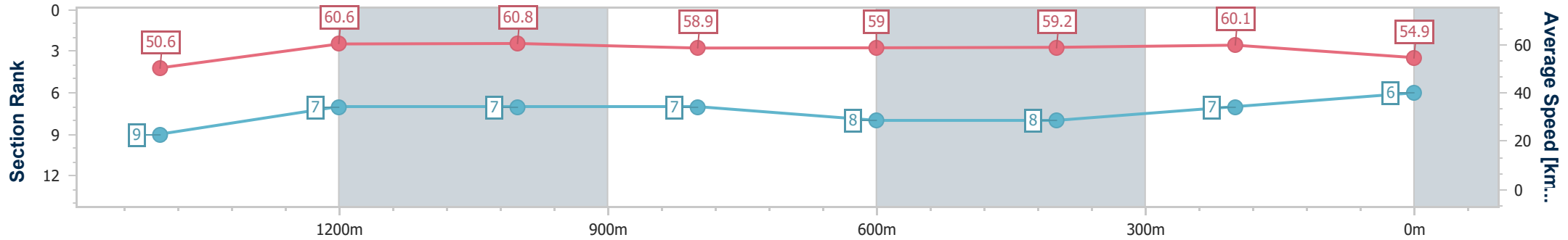
30 November 2024 - 15:18

Track Rating: Heavy 10, Weather: Showers, Rail Position: +4.5m Entire



BRISBANE RACING CLUB

Section	Overall	1400m	1200m	1000m	800m	600m	400m	200m
Section Times	1:41.89 [6] (0:16.35)	1:25.54 [9] (0:11.91)	1:13.63 [7] (0:11.89)	1:01.74 [7] (0:12.23)	0:49.51 [7] (0:12.28)	0:37.23 [8] (0:12.13)	0:25.10 [8] (0:12.00)	0:13.10 [7] (0:13.10)
Average Speed [km/h]	50.6	60.6	60.8	58.9	59.0	59.2	60.1	54.9
Top Speed [km/h]	62.0	61.5	61.2	60.1	59.8	59.9	60.8	58.9
Avg. Dist. to Rail [m]	1.7	0.5	1.1	1.0	0.6	0.2	1.6	6.0
Avg. Stride Freq. [Hz]	2.2	2.2	2.2	2.2	2.2	2.2	2.2	2.1
Avg. Stride Length [m]	6.4	7.5	7.7	7.6	7.5	7.6	7.6	7.2



- [] Ranking at each section and finish
- .-.- No data available at this section
- NA No data available



Horse/Jockey Name	Twigman
Final Rank	7
Fastest Section Time (Section)	0:11.83 (1200m)
Top Speed [km/h] (Section)	63.4 (1400m)
Race State	Finished



Doomben QLD Professional

Race 6: VALE PAT DUFF Class 6 Handicap - 1630m

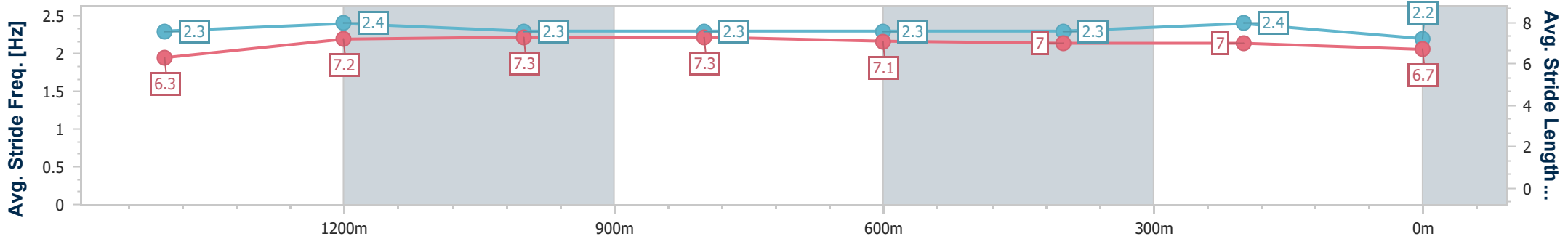
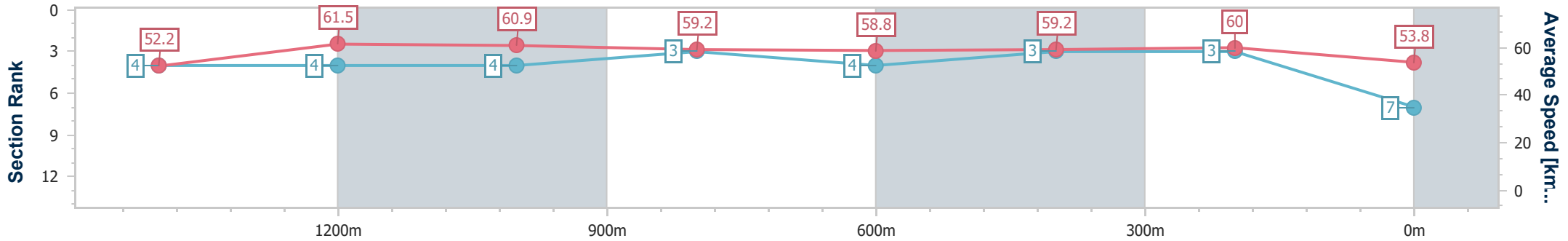
30 November 2024 - 15:18

Track Rating: Heavy 10, Weather: Showers, Rail Position: +4.5m Entire



BRISBANE RACING CLUB

Section	Overall	1400m	1200m	1000m	800m	600m	400m	200m
Section Times	1:41.89 [7] (0:15.89)	1:26.00 [4] (0:11.99)	1:14.01 [4] (0:11.83)	1:02.18 [4] (0:12.21)	0:49.97 [3] (0:12.25)	0:37.72 [4] (0:12.26)	0:25.46 [3] (0:12.05)	0:13.41 [3] (0:13.41)
Average Speed [km/h]	52.2	61.5	60.9	59.2	58.8	59.2	60.0	53.8
Top Speed [km/h]	61.8	63.4	61.9	60.6	59.8	60.3	60.8	58.4
Avg. Dist. to Rail [m]	3.4	3.9	3.4	1.6	0.4	1.4	2.1	3.7
Avg. Stride Freq. [Hz]	2.3	2.4	2.3	2.3	2.3	2.3	2.4	2.2
Avg. Stride Length [m]	6.3	7.2	7.3	7.3	7.1	7.0	7.0	6.7



- [] Ranking at each section and finish
- .-.- No data available at this section
- NA No data available



Horse/Jockey Name	Clyde
Final Rank	8
Fastest Section Time (Section)	0:11.64 (1200m)
Top Speed [km/h] (Section)	64.6 (1200m)
Race State	Finished



Doomben QLD Professional

Race 6: VALE PAT DUFF Class 6 Handicap - 1630m

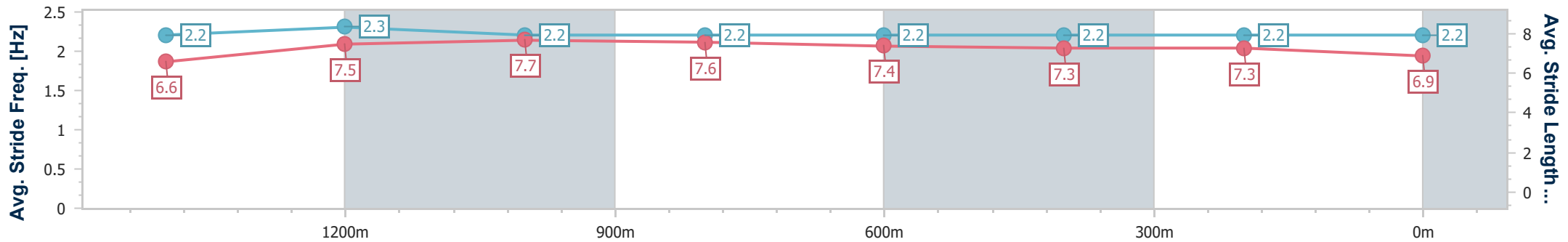
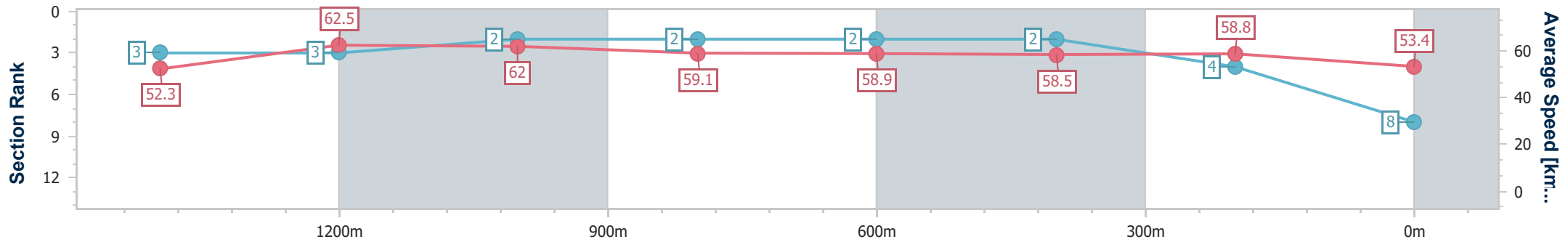
30 November 2024 - 15:18

Track Rating: Heavy 10, Weather: Showers, Rail Position: +4.5m Entire



BRISBANE RACING CLUB

Section	Overall	1400m	1200m	1000m	800m	600m	400m	200m						
Section Times	1:41.95 [8] (0:15.89)	1:26.06 [3] (0:11.92)	1:14.14 [3] (0:11.64)	1:02.50 [2] (0:12.22)	0:50.28 [2] (0:12.27)	0:38.01 [2] (0:12.31)	0:25.70 [2] (0:12.24)	0:13.46 [4] (0:13.46)						
Average Speed [km/h]	52.3	62.5	62.0	59.1	58.9	58.5	58.8	53.4						
Top Speed [km/h]	62.8	63.1	64.6	60.3	59.9	60.1	59.8	57.4						
Avg. Dist. to Rail [m]	5.0	5.6	3.8	2.1	0.4	0.2	0.8	1.9						
Avg. Stride Freq. [Hz]	2.2	2.3	2.2	2.2	2.2	2.2	2.2	2.2						
Avg. Stride Length [m]	6.6	7.5	7.7	7.6	7.4	7.3	7.3	6.9						



- [] Ranking at each section and finish
- .-.-.- No data available at this section
- NA No data available



Horse/Jockey Name	Wairere Falls
Final Rank	9
Fastest Section Time (Section)	0:11.98 (1200m)
Top Speed [km/h] (Section)	62.9 (1400m)
Race State	Finished



Doomben QLD Professional

Race 6: VALE PAT DUFF Class 6 Handicap - 1630m

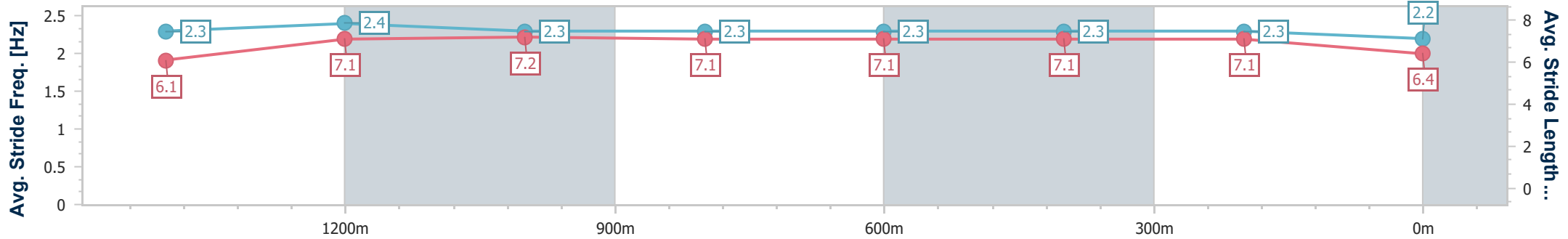
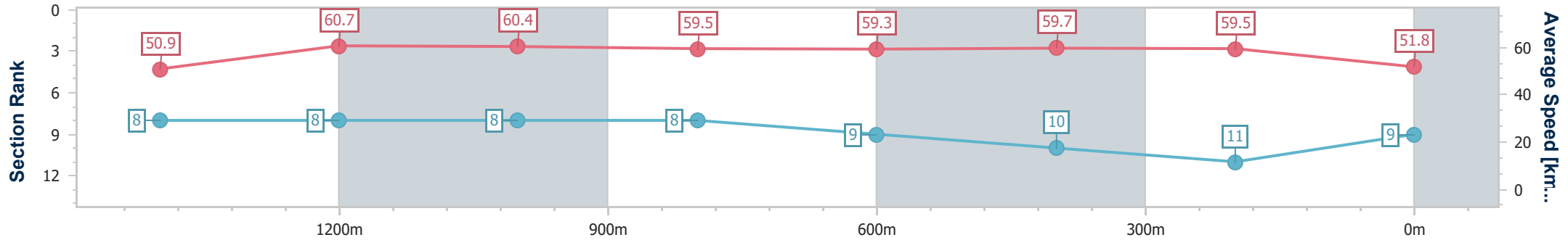
30 November 2024 - 15:18

Track Rating: Heavy 10, Weather: Showers, Rail Position: +4.5m Entire



BRISBANE RACING CLUB

Section	Overall	1400m	1200m	1000m	800m	600m	400m	200m					
Section Times	1:43.02 [9] (0:16.31)	1:26.71 [8] (0:12.04)	1:14.67 [8] (0:11.98)	1:02.69 [8] (0:12.12)	0:50.57 [8] (0:12.23)	0:38.34 [9] (0:12.23)	0:26.11 [10] (0:12.19)	0:13.92 [11] (0:13.92)					
Average Speed [km/h]	50.9	60.7	60.4	59.5	59.3	59.7	59.5	51.8					
Top Speed [km/h]	62.5	62.9	61.4	60.5	60.4	60.9	61.3	56.6					
Avg. Dist. to Rail [m]	2.7	3.0	3.5	1.3	1.2	2.8	3.4	2.5					
Avg. Stride Freq. [Hz]	2.3	2.4	2.3	2.3	2.3	2.3	2.3	2.2					
Avg. Stride Length [m]	6.1	7.1	7.2	7.1	7.1	7.1	7.1	6.4					



- [] Ranking at each section and finish
- .-.- No data available at this section
- NA No data available



Horse/Jockey Name	Kronenbourg
Final Rank	10
Fastest Section Time (Section)	0:11.93 (1200m)
Top Speed [km/h] (Section)	63.1 (Overall)
Race State	Finished



Doomben QLD Professional

Race 6: VALE PAT DUFF Class 6 Handicap - 1630m

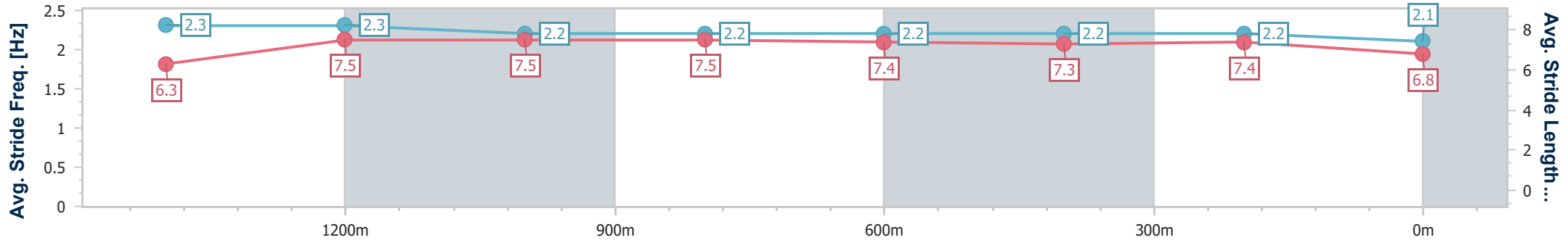
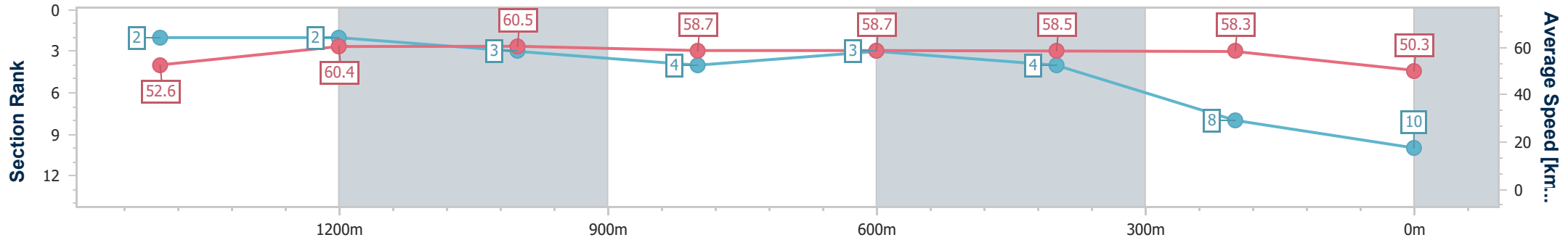
30 November 2024 - 15:18

Track Rating: Heavy 10, Weather: Showers, Rail Position: +4.5m Entire



BRISBANE RACING CLUB

Section	Overall	1400m	1200m	1000m	800m	600m	400m	200m
Section Times	1:43.20 [10] (0:15.74)	1:27.46 [2] (0:11.99)	1:15.47 [2] (0:11.93)	1:03.54 [3] (0:12.28)	0:51.26 [4] (0:12.18)	0:39.08 [3] (0:12.42)	0:26.66 [4] (0:12.35)	0:14.31 [8] (0:14.31)
Average Speed [km/h]	52.6	60.4	60.5	58.7	58.7	58.5	58.3	50.3
Top Speed [km/h]	63.1	61.3	61.3	59.7	59.8	59.0	59.5	55.6
Avg. Dist. to Rail [m]	0.7	1.7	2.0	0.6	0.9	1.1	0.6	2.5
Avg. Stride Freq. [Hz]	2.3	2.3	2.2	2.2	2.2	2.2	2.2	2.1
Avg. Stride Length [m]	6.3	7.5	7.5	7.5	7.4	7.3	7.4	6.8



- [] Ranking at each section and finish
- .-.- No data available at this section
- NA No data available



Horse/Jockey Name	Felix The Scat
Final Rank	11
Fastest Section Time (Section)	0:11.88 (1400m)
Top Speed [km/h] (Section)	62.6 (1400m)
Race State	Finished



Doomben QLD Professional

Race 6: VALE PAT DUFF Class 6 Handicap - 1630m

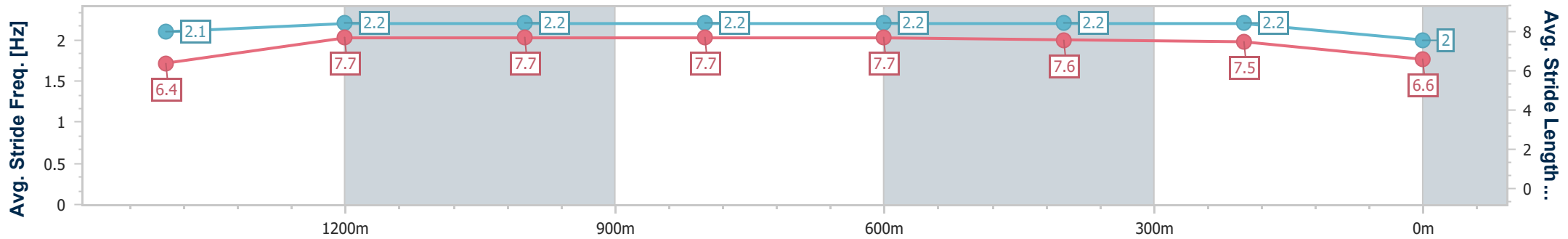
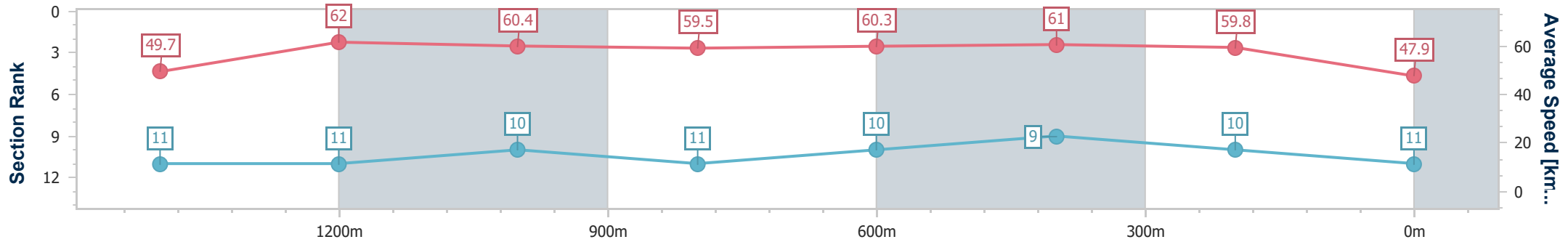
30 November 2024 - 15:18

Track Rating: Heavy 10, Weather: Showers, Rail Position: +4.5m Entire



BRISBANE RACING CLUB

Section	Overall	1400m	1200m	1000m	800m	600m	400m	200m					
Section Times	1:44.08 [11] (0:16.71)	1:27.37 [11] (0:11.88)	1:15.49 [11] (0:11.94)	1:03.55 [10] (0:12.17)	0:51.38 [11] (0:11.98)	0:39.40 [10] (0:12.18)	0:27.22 [9] (0:12.15)	0:15.07 [10] (0:15.07)					
Average Speed [km/h]	49.7	62.0	60.4	59.5	60.3	61.0	59.8	47.9					
Top Speed [km/h]	61.8	62.6	61.7	61.4	61.7	61.8	61.2	57.1					
Avg. Dist. to Rail [m]	5.3	3.6	3.4	2.2	1.6	5.2	6.2	7.9					
Avg. Stride Freq. [Hz]	2.1	2.2	2.2	2.2	2.2	2.2	2.2	2.0					
Avg. Stride Length [m]	6.4	7.7	7.7	7.7	7.7	7.6	7.5	6.6					



- [] Ranking at each section and finish
- .-.- No data available at this section
- NA No data available



Doomben QLD Professional

Race 7: WIDDEN STUD MODE STAKES - 1200m

30 November 2024 - 15:54



BRISBANE
RACING CLUB

Track Rating: Heavy 10, Weather: Showers, Rail Position: +4.5m Entire

Section		Overall	1000m	800m	600m	400m	200m	Last 600m					
Field Times		1:12.17 (0:12.73)	0:59.44 (0:11.00)	0:48.44 (0:11.88)	0:36.56 (0:11.88)	0:24.68 (0:11.64)	0:13.04 (0:13.04)	0:36.56					
Rank	TAB Horse/Jockey	Barrier	Top Speed [km/h]	Fastest Section	Margin						Distance Travelled [m]		
1	10 SPICY MARTINI Kyle Wilson-Taylor	5	68.8 Overall	0:11.01 1000m	1:12.17 [1] (0:12.87)	0:59.30 [2] (0:11.01)	0:48.29 [2] (0:11.95)	0:36.34 [3] (0:11.79)	0:24.55 [2] (0:11.51)	0:13.04 [1] (0:13.04)	1:12.17	0:36.34	
2	4 KAHLISEE Samantha Collett	7	69.9 Overall	0:11.00 1000m	1:12.48 [2] (0:12.73)	0:59.75 [1] (0:11.00)	0:48.75 [1] (0:11.88)	0:36.87 [1] (0:11.88)	0:24.99 [1] (0:11.77)	0:13.22 [2] (0:13.22)	1.81L	0:36.87	+0
3	11 SHE OURS Bailey Wheeler	10	67.9 1000m	0:11.12 1000m	1:12.74 [3] (0:13.33)	0:59.41 [7] (0:11.12)	0:48.29 [8] (0:12.07)	0:36.22 [10] (0:11.88)	0:24.34 [9] (0:11.55)	0:12.79 [5] (0:12.79)	3.32L	0:36.22	+7
4	15 SOCRAZYNLOVE Ryan Maloney	2	68.8 Overall	0:11.10 1000m	1:12.79 [4] (0:13.16)	0:59.63 [6] (0:11.10)	0:48.53 [5] (0:11.80)	0:36.73 [5] (0:11.75)	0:24.98 [4] (0:11.80)	0:13.18 [3] (0:13.18)	3.62L	0:36.73	-2
5	2 OVERFULL Jag Guthmann-Chester	1	68.1 1000m	0:11.08 1000m	1:12.89 [5] (0:13.13)	0:59.76 [4] (0:11.08)	0:48.68 [4] (0:11.84)	0:36.84 [4] (0:11.92)	0:24.92 [5] (0:11.73)	0:13.19 [4] (0:13.19)	4.23L	0:36.84	-7
6	9 TERRITORY ASH Robbie Dolan	11	67.1 Overall	0:11.14 1000m	1:13.10 [6] (0:13.53)	0:59.57 [11] (0:11.14)	0:48.43 [11] (0:11.89)	0:36.54 [11] (0:11.87)	0:24.67 [10] (0:11.68)	0:12.99 [7] (0:12.99)	5.42L	0:36.54	-3
7	7 MIXED SIGNALS Angela Jones	12	68.7 1000m	0:10.94 1000m	1:13.11 [7] (0:13.88)	0:59.23 [12] (0:10.94)	0:48.29 [12] (0:12.05)	0:36.24 [12] (0:11.85)	0:24.39 [12] (0:11.66)	0:12.73 [11] (0:12.73)	5.48L	0:36.24	+5
8	5 JEMOMA ALPILAGE Taylor Marshall	6	68.8 1000m	0:11.01 1000m	1:13.17 [8] (0:13.41)	0:59.76 [10] (0:11.01)	0:48.75 [7] (0:11.87)	0:36.88 [6] (0:11.97)	0:24.91 [7] (0:12.02)	0:12.89 [10] (0:12.89)	5.85L	0:36.88	-2
9	13 ALLY Cejay Graham	8	66.9 Overall	0:11.24 1000m	1:13.21 [9] (0:13.36)	0:59.85 [8] (0:11.24)	0:48.61 [10] (0:11.91)	0:36.70 [9] (0:11.84)	0:24.86 [8] (0:11.82)	0:13.04 [8] (0:13.04)	6.1L	0:36.70	-3
10	6 I FOUND YOU James Orman	3	68.7 Overall	0:11.11 1000m	1:13.74 [10] (0:13.41)	1:00.33 [9] (0:11.11)	0:49.22 [9] (0:11.91)	0:37.31 [8] (0:11.77)	0:25.54 [6] (0:11.80)	0:13.74 [6] (0:13.74)	9.23L	0:37.31	-10

Scratched: Bollinger Miss (#8), Break Free (#14), Scripted (#3)

[] Ranking at each section and finish
 -:-:- No data available at this section
 NA No data available

SCN Saddle cloth number
 DNF Did not finish
 DNT Did not track



Doomben QLD Professional

Race 7: WIDDEN STUD MODE STAKES - 1200m

30 November 2024 - 15:54



BRISBANE
RACING CLUB

Track Rating: Heavy 10, Weather: Showers, Rail Position: +4.5m Entire

Section	Overall	1000m	800m	600m	400m	200m	Last 600m
Field Times	1:12.17 (0:12.73)	0:59.44 (0:11.00)	0:48.44 (0:11.88)	0:36.56 (0:11.88)	0:24.68 (0:11.64)	0:13.04 (0:13.04)	0:36.56

Rank	TAB	Horse/Jockey	Barrier	Top Speed [km/h]	Fastest Section	Overall	1000m	800m	600m	400m	200m	Margin	Distance Travelled [m]	
11	1	MISHANI ALOHA	9	67.9	0:11.16	1:13.99 [11]	1:00.85 [5]	0:49.69 [6]	0:37.70 [7]	0:25.55 [11]	0:13.48 [12]	10.69L	0:37.70	+0
		Luke Dempsey		Overall	1000m	(0:13.14)	(0:11.16)	(0:11.99)	(0:12.15)	(0:12.07)	(0:13.48)			
12	12	SURPRISE HONEY	4	68.6	0:10.99	1:14.73 [12]	1:01.80 [3]	0:50.81 [3]	0:38.99 [2]	0:27.05 [3]	0:14.56 [9]	15.01L	0:38.99	-8
		Emily Lang		Overall	1000m	(0:12.93)	(0:10.99)	(0:11.82)	(0:11.94)	(0:12.49)	(0:14.56)			

Scratched: Bollinger Miss (#8), Break Free (#14), Scripted (#3)

[] Ranking at each section and finish
 -:-:-:- No data available at this section
 NA No data available

SCN Saddle cloth number
 DNF Did not finish
 DNT Did not track



Horse/Jockey Name	Spicy Martini
Final Rank	1
Fastest Section Time (Section)	0:11.01 (1000m)
Top Speed [km/h] (Section)	68.8 (Overall)
Race State	Finished



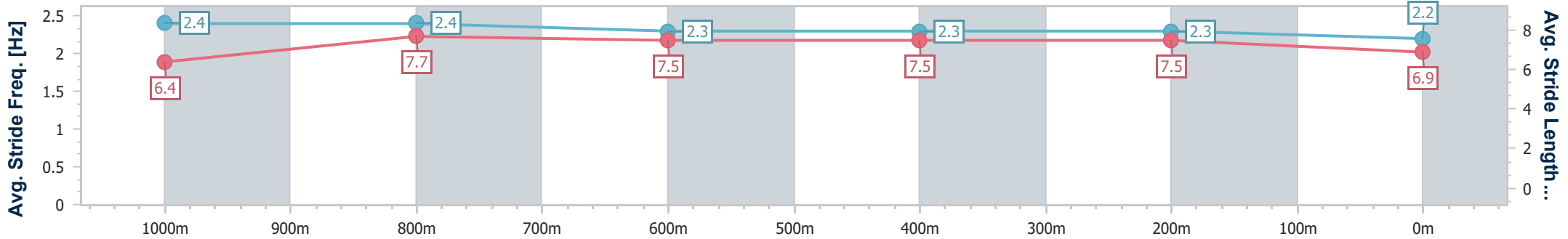
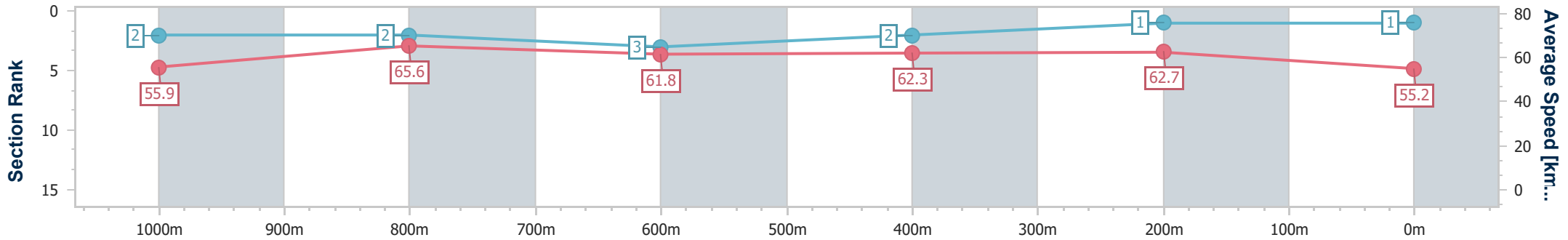
Doomben QLD Professional
Race 7: WIDDEN STUD MODE STAKES - 1200m



30 November 2024 - 15:54
Track Rating: Heavy 10, Weather: Showers, Rail Position: +4.5m Entire

BRISBANE RACING CLUB

Section	Overall	1000m	800m	600m	400m	200m
Section Times	1:12.17 [1] (0:12.87)	0:59.30 [2] (0:11.01)	0:48.29 [2] (0:11.95)	0:36.34 [3] (0:11.79)	0:24.55 [2] (0:11.51)	0:13.04 [1] (0:13.04)
Average Speed [km/h]	55.9	65.6	61.8	62.3	62.7	55.2
Top Speed [km/h]	68.8	68.2	62.5	63.1	63.7	60.5
Avg. Dist. to Rail [m]	3.8	0.8	4.9	3.5	3.4	3.3
Avg. Stride Freq. [Hz]	2.4	2.4	2.3	2.3	2.3	2.2
Avg. Stride Length [m]	6.4	7.7	7.5	7.5	7.5	6.9



- [] Ranking at each section and finish
- .-.- No data available at this section
- NA No data available



Horse/Jockey Name	Kahlisee
Final Rank	2
Fastest Section Time (Section)	0:11.00 (1000m)
Top Speed [km/h] (Section)	69.9 (Overall)
Race State	Finished



Doomben QLD Professional

Race 7: WIDDEN STUD MODE STAKES - 1200m

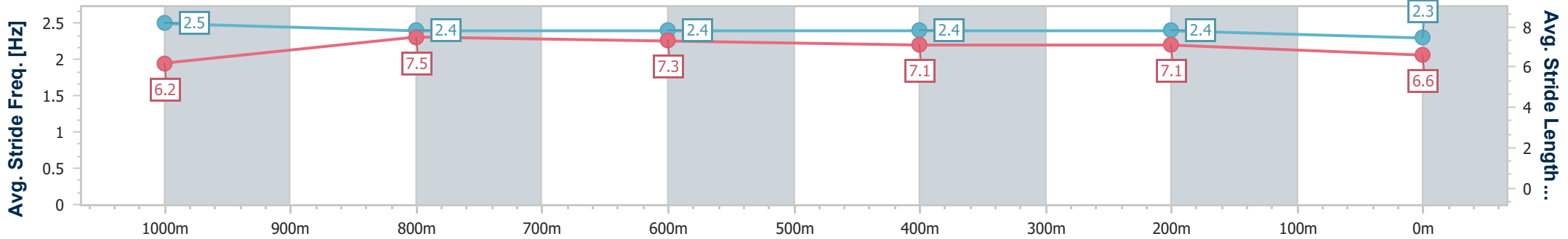
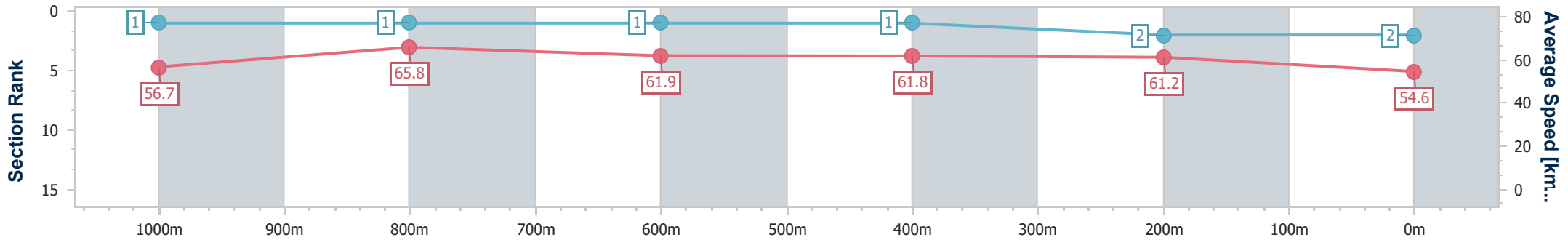
30 November 2024 - 15:54

Track Rating: Heavy 10, Weather: Showers, Rail Position: +4.5m Entire



BRISBANE RACING CLUB

Section	Overall	1000m	800m	600m	400m	200m
Section Times	1:12.48 [2] (0:12.73)	0:59.75 [1] (0:11.00)	0:48.75 [1] (0:11.88)	0:36.87 [1] (0:11.88)	0:24.99 [1] (0:11.77)	0:13.22 [2] (0:13.22)
Average Speed [km/h]	56.7	65.8	61.9	61.8	61.2	54.6
Top Speed [km/h]	69.9	69.5	63.2	62.8	62.1	59.0
Avg. Dist. to Rail [m]	6.2	2.3	4.1	3.4	1.7	2.2
Avg. Stride Freq. [Hz]	2.5	2.4	2.4	2.4	2.4	2.3
Avg. Stride Length [m]	6.2	7.5	7.3	7.1	7.1	6.6



- [] Ranking at each section and finish
- .-.- No data available at this section
- NA No data available



Horse/Jockey Name	She Ours
Final Rank	3
Fastest Section Time (Section)	0:11.12 (1000m)
Top Speed [km/h] (Section)	67.9 (1000m)
Race State	Finished



Doomben QLD Professional

Race 7: WIDDEN STUD MODE STAKES - 1200m

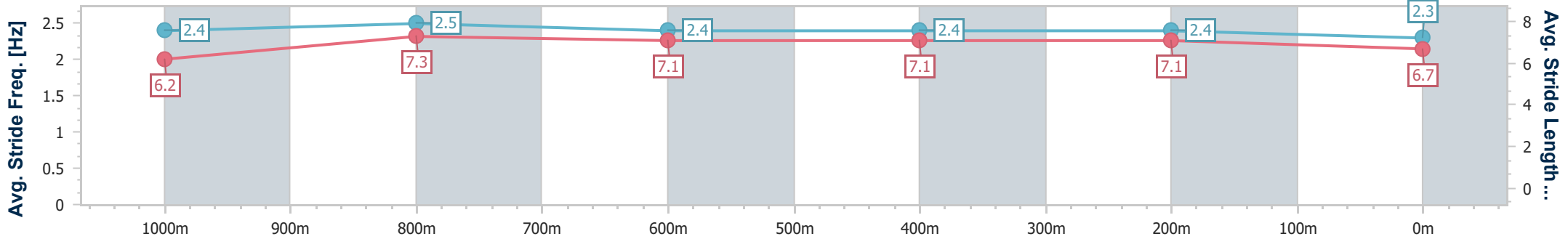
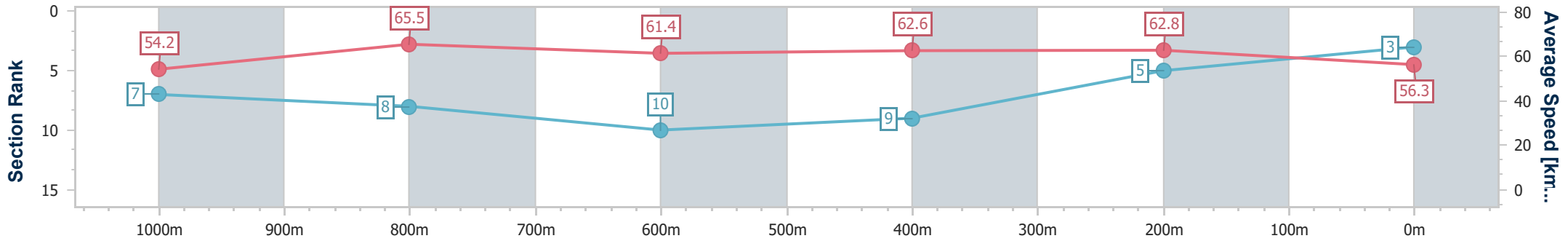
30 November 2024 - 15:54

Track Rating: Heavy 10, Weather: Showers, Rail Position: +4.5m Entire



BRISBANE RACING CLUB

Section	Overall	1000m	800m	600m	400m	200m
Section Times	1:12.74 [3] (0:13.33)	0:59.41 [7] (0:11.12)	0:48.29 [8] (0:12.07)	0:36.22 [10] (0:11.88)	0:24.34 [9] (0:11.55)	0:12.79 [5] (0:12.79)
Average Speed [km/h]	54.2	65.5	61.4	62.6	62.8	56.3
Top Speed [km/h]	67.9	67.9	63.3	63.8	64.2	60.0
Avg. Dist. to Rail [m]	8.8	3.5	6.6	5.4	5.7	7.5
Avg. Stride Freq. [Hz]	2.4	2.5	2.4	2.4	2.4	2.3
Avg. Stride Length [m]	6.2	7.3	7.1	7.1	7.1	6.7



- [] Ranking at each section and finish
- .-.- No data available at this section
- NA No data available



Horse/Jockey Name	Socrazyinlove
Final Rank	4
Fastest Section Time (Section)	0:11.10 (1000m)
Top Speed [km/h] (Section)	68.8 (Overall)
Race State	Finished



Doomben QLD Professional

Race 7: WIDDEN STUD MODE STAKES - 1200m

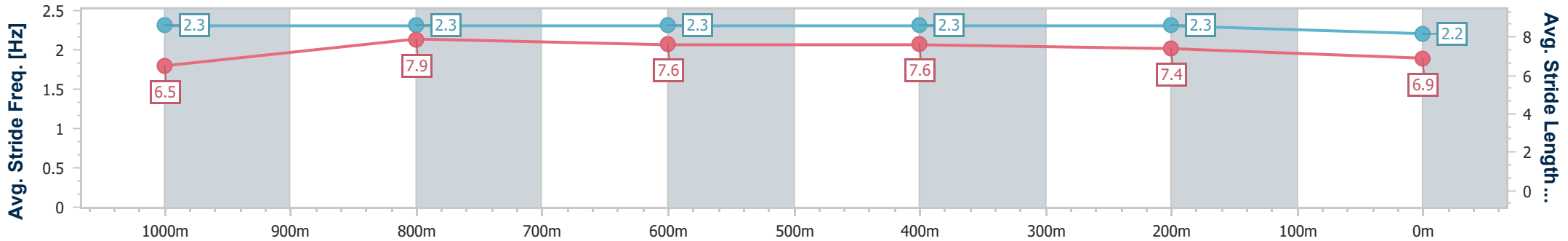
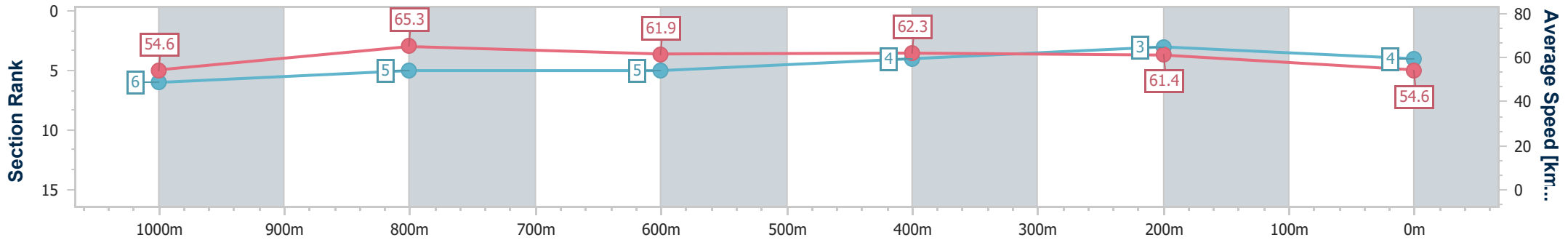
30 November 2024 - 15:54

Track Rating: Heavy 10, Weather: Showers, Rail Position: +4.5m Entire



BRISBANE RACING CLUB

Section	Overall	1000m	800m	600m	400m	200m
Section Times	1:12.79 [4] (0:13.16)	0:59.63 [6] (0:11.10)	0:48.53 [5] (0:11.80)	0:36.73 [5] (0:11.75)	0:24.98 [4] (0:11.80)	0:13.18 [3] (0:13.18)
Average Speed [km/h]	54.6	65.3	61.9	62.3	61.4	54.6
Top Speed [km/h]	68.8	68.7	62.8	62.9	62.9	58.6
Avg. Dist. to Rail [m]	3.3	2.2	2.8	2.9	4.1	4.0
Avg. Stride Freq. [Hz]	2.3	2.3	2.3	2.3	2.3	2.2
Avg. Stride Length [m]	6.5	7.9	7.6	7.6	7.4	6.9



- [] Ranking at each section and finish
- .-.- No data available at this section
- NA No data available



Horse/Jockey Name	Overfull
Final Rank	5
Fastest Section Time (Section)	0:11.08 (1000m)
Top Speed [km/h] (Section)	68.1 (1000m)
Race State	Finished



Doomben QLD Professional

Race 7: WIDDEN STUD MODE STAKES - 1200m

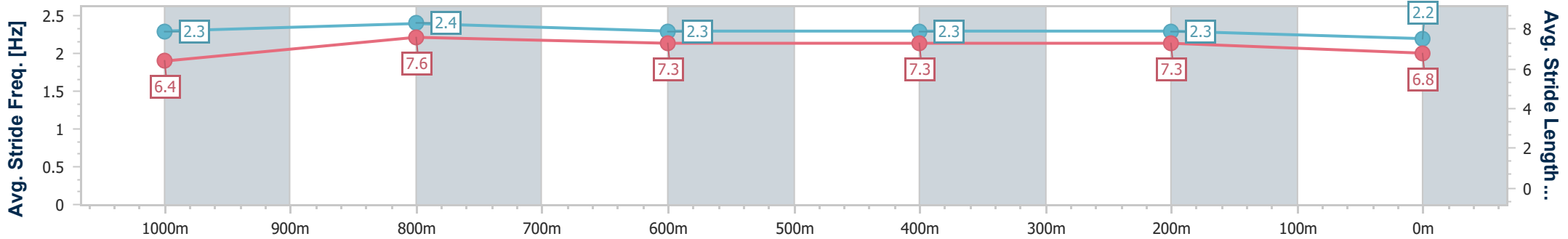
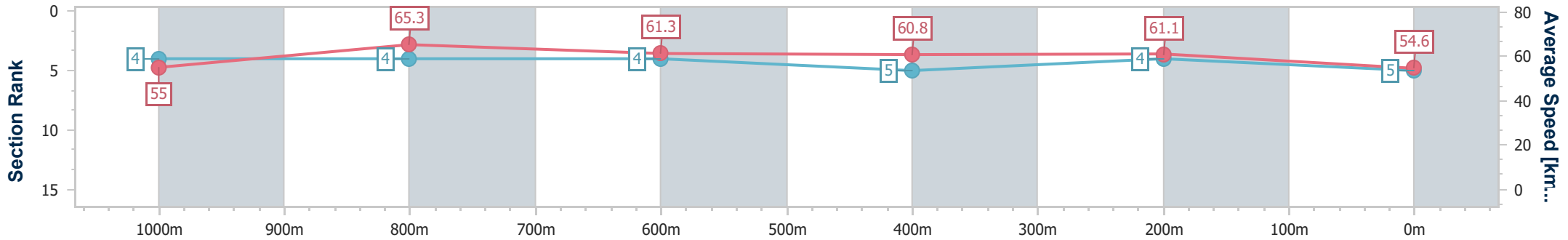
30 November 2024 - 15:54

Track Rating: Heavy 10, Weather: Showers, Rail Position: +4.5m Entire



BRISBANE RACING CLUB

Section	Overall	1000m	800m	600m	400m	200m
Section Times	1:12.89 [5] (0:13.13)	0:59.76 [4] (0:11.08)	0:48.68 [4] (0:11.84)	0:36.84 [4] (0:11.92)	0:24.92 [5] (0:11.73)	0:13.19 [4] (0:13.19)
Average Speed [km/h]	55.0	65.3	61.3	60.8	61.1	54.6
Top Speed [km/h]	68.0	68.1	62.3	62.7	62.5	58.9
Avg. Dist. to Rail [m]	2.5	2.0	1.6	1.2	1.5	3.1
Avg. Stride Freq. [Hz]	2.3	2.4	2.3	2.3	2.3	2.2
Avg. Stride Length [m]	6.4	7.6	7.3	7.3	7.3	6.8



- [] Ranking at each section and finish
- .-.- No data available at this section
- NA No data available



Horse/Jockey Name	Territory Ash
Final Rank	6
Fastest Section Time (Section)	0:11.14 (1000m)
Top Speed [km/h] (Section)	67.1 (Overall)
Race State	Finished



Doomben QLD Professional

Race 7: WIDDEN STUD MODE STAKES - 1200m

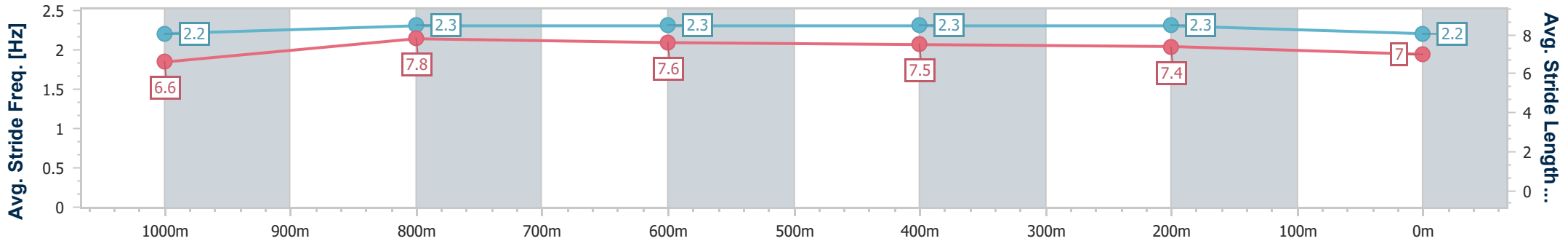
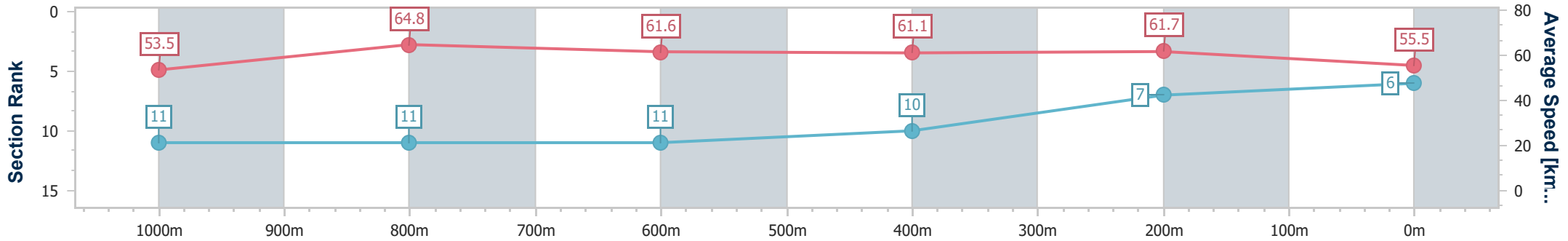
30 November 2024 - 15:54

Track Rating: Heavy 10, Weather: Showers, Rail Position: +4.5m Entire



BRISBANE RACING CLUB

Section	Overall	1000m	800m	600m	400m	200m
Section Times	1:13.10 [6] (0:13.53)	0:59.57 [11] (0:11.14)	0:48.43 [11] (0:11.89)	0:36.54 [11] (0:11.87)	0:24.67 [10] (0:11.68)	0:12.99 [7] (0:12.99)
Average Speed [km/h]	53.5	64.8	61.6	61.1	61.7	55.5
Top Speed [km/h]	67.1	67.0	63.7	63.7	63.1	59.5
Avg. Dist. to Rail [m]	7.7	2.0	3.3	1.9	1.9	4.6
Avg. Stride Freq. [Hz]	2.2	2.3	2.3	2.3	2.3	2.2
Avg. Stride Length [m]	6.6	7.8	7.6	7.5	7.4	7.0



- [] Ranking at each section and finish
- .-.- No data available at this section
- NA No data available



Horse/Jockey Name	Mixed Signals
Final Rank	7
Fastest Section Time (Section)	0:10.94 (1000m)
Top Speed [km/h] (Section)	68.7 (1000m)
Race State	Finished



Doomben QLD Professional

Race 7: WIDDEN STUD MODE STAKES - 1200m

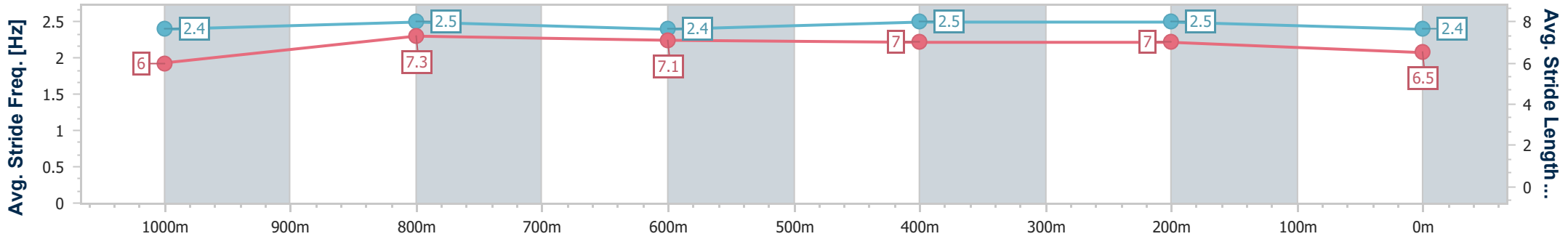
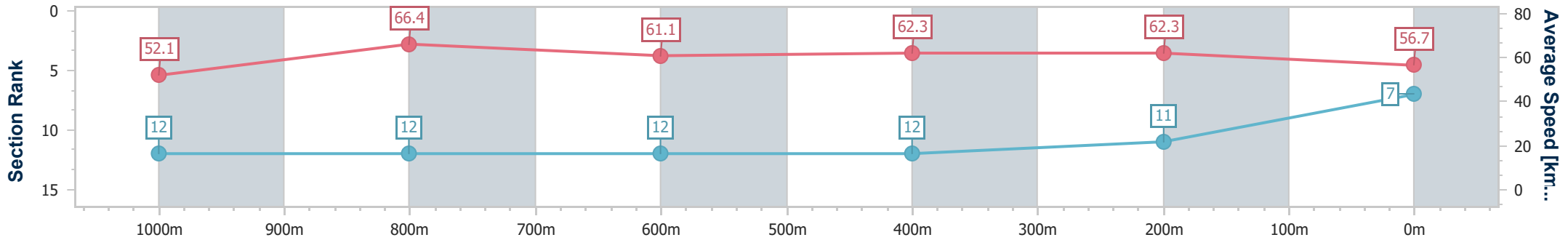
30 November 2024 - 15:54

Track Rating: Heavy 10, Weather: Showers, Rail Position: +4.5m Entire



BRISBANE RACING CLUB

Section	Overall	1000m	800m	600m	400m	200m
Section Times	1:13.11 [7] (0:13.88)	0:59.23 [12] (0:10.94)	0:48.29 [12] (0:12.05)	0:36.24 [12] (0:11.85)	0:24.39 [12] (0:11.66)	0:12.73 [11] (0:12.73)
Average Speed [km/h]	52.1	66.4	61.1	62.3	62.3	56.7
Top Speed [km/h]	67.8	68.7	63.9	63.4	63.7	61.0
Avg. Dist. to Rail [m]	8.1	3.2	4.8	4.4	6.9	8.6
Avg. Stride Freq. [Hz]	2.4	2.5	2.4	2.5	2.5	2.4
Avg. Stride Length [m]	6.0	7.3	7.1	7.0	7.0	6.5



- [] Ranking at each section and finish
- .-.- No data available at this section
- NA No data available



Horse/Jockey Name	Jemoma Alpilage
Final Rank	8
Fastest Section Time (Section)	0:11.01 (1000m)
Top Speed [km/h] (Section)	68.8 (1000m)
Race State	Finished



Doomben QLD Professional

Race 7: WIDDEN STUD MODE STAKES - 1200m

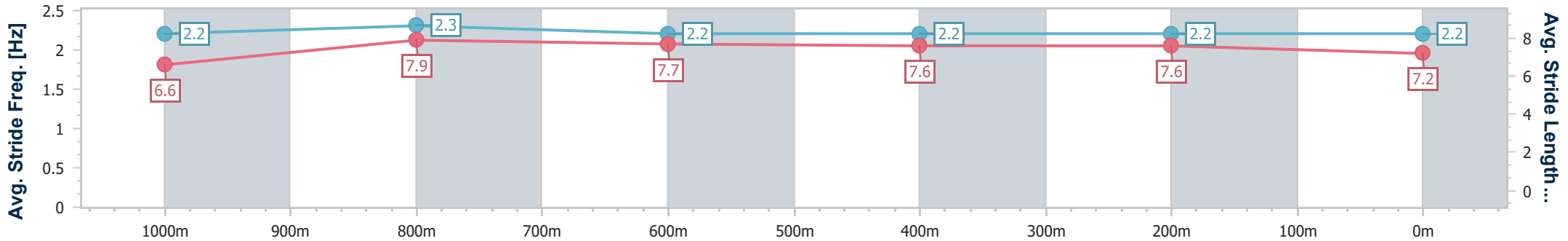
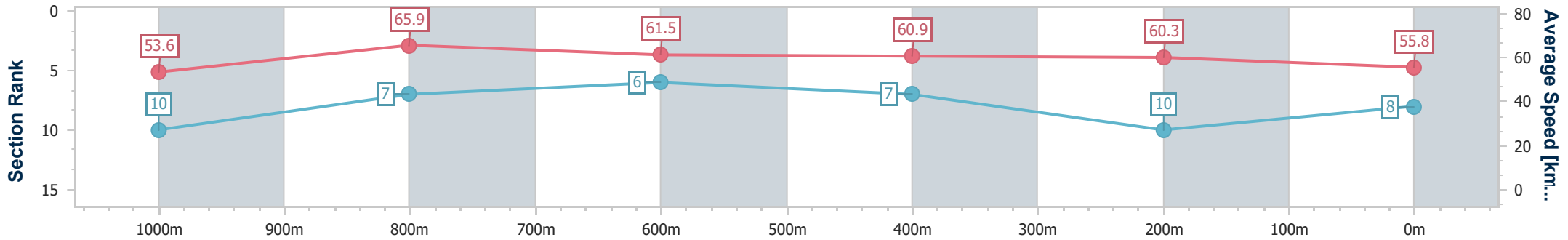
30 November 2024 - 15:54

Track Rating: Heavy 10, Weather: Showers, Rail Position: +4.5m Entire



BRISBANE RACING CLUB

Section	Overall	1000m	800m	600m	400m	200m
Section Times	1:13.17 [8] (0:13.41)	0:59.76 [10] (0:11.01)	0:48.75 [7] (0:11.87)	0:36.88 [6] (0:11.97)	0:24.91 [7] (0:12.02)	0:12.89 [10] (0:12.89)
Average Speed [km/h]	53.6	65.9	61.5	60.9	60.3	55.8
Top Speed [km/h]	68.5	68.8	62.4	62.1	61.2	58.4
Avg. Dist. to Rail [m]	3.9	1.3	3.2	2.5	3.5	6.6
Avg. Stride Freq. [Hz]	2.2	2.3	2.2	2.2	2.2	2.2
Avg. Stride Length [m]	6.6	7.9	7.7	7.6	7.6	7.2



- [] Ranking at each section and finish
- .-.- No data available at this section
- NA No data available



Horse/Jockey Name	Ally
Final Rank	9
Fastest Section Time (Section)	0:11.24 (1000m)
Top Speed [km/h] (Section)	66.9 (Overall)
Race State	Finished



Doomben QLD Professional

Race 7: WIDDEN STUD MODE STAKES - 1200m

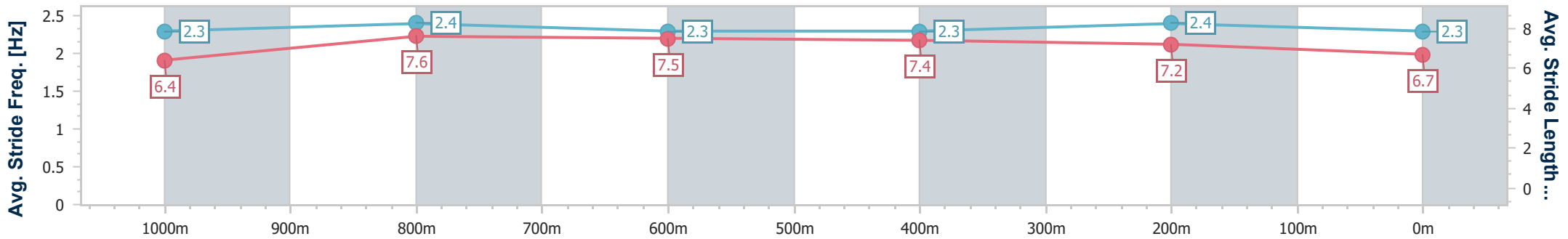
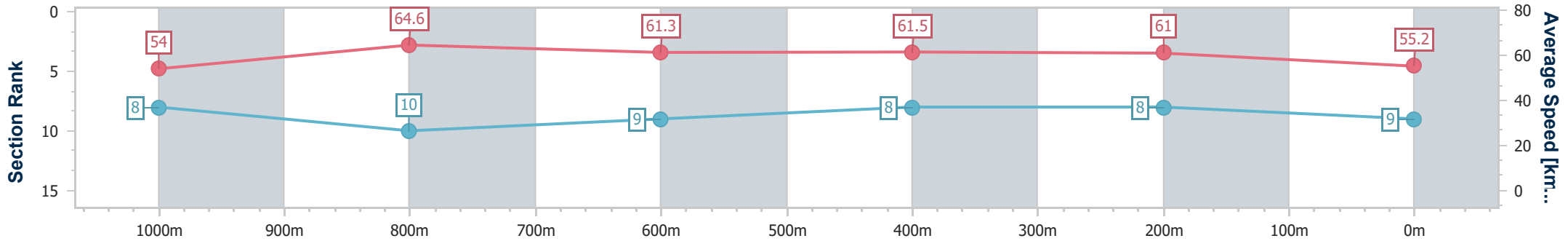
30 November 2024 - 15:54

Track Rating: Heavy 10, Weather: Showers, Rail Position: +4.5m Entire



BRISBANE RACING CLUB

Section	Overall	1000m	800m	600m	400m	200m
Section Times	1:13.21 [9] (0:13.36)	0:59.85 [8] (0:11.24)	0:48.61 [10] (0:11.91)	0:36.70 [9] (0:11.84)	0:24.86 [8] (0:11.82)	0:13.04 [8] (0:13.04)
Average Speed [km/h]	54.0	64.6	61.3	61.5	61.0	55.2
Top Speed [km/h]	66.9	66.8	62.6	62.4	62.2	59.3
Avg. Dist. to Rail [m]	7.1	3.4	3.2	2.0	2.7	5.2
Avg. Stride Freq. [Hz]	2.3	2.4	2.3	2.3	2.4	2.3
Avg. Stride Length [m]	6.4	7.6	7.5	7.4	7.2	6.7



- [] Ranking at each section and finish
- .-.- No data available at this section
- NA No data available



Horse/Jockey Name	I Found You
Final Rank	10
Fastest Section Time (Section)	0:11.11 (1000m)
Top Speed [km/h] (Section)	68.7 (Overall)
Race State	Finished



Doomben QLD Professional

Race 7: WIDDEN STUD MODE STAKES - 1200m

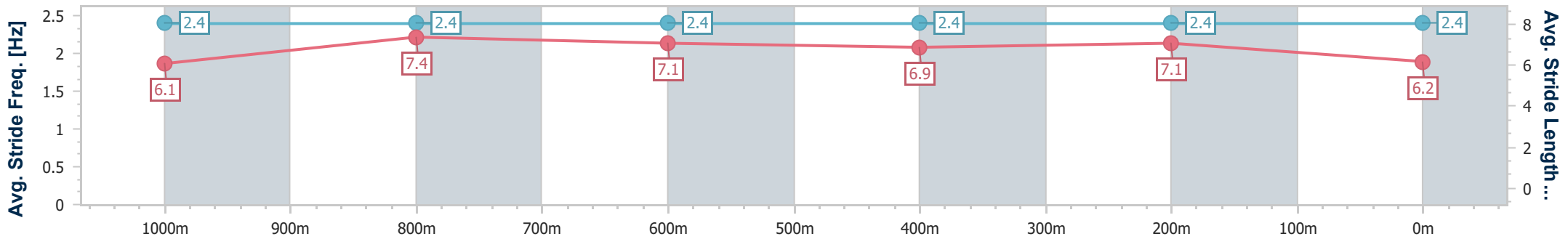
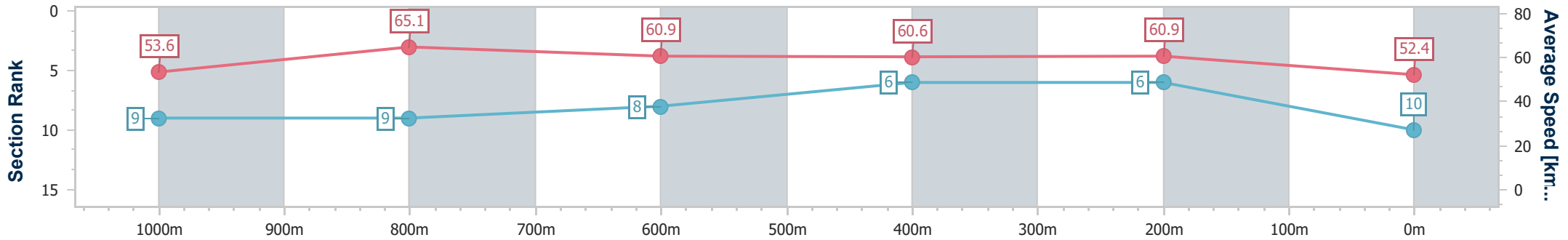
30 November 2024 - 15:54

Track Rating: Heavy 10, Weather: Showers, Rail Position: +4.5m Entire



BRISBANE RACING CLUB

Section	Overall	1000m	800m	600m	400m	200m
Section Times	1:13.74 [10] (0:13.41)	1:00.33 [9] (0:11.11)	0:49.22 [9] (0:11.91)	0:37.31 [8] (0:11.77)	0:25.54 [6] (0:11.80)	0:13.74 [6] (0:13.74)
Average Speed [km/h]	53.6	65.1	60.9	60.6	60.9	52.4
Top Speed [km/h]	68.7	68.4	62.5	62.6	62.3	59.3
Avg. Dist. to Rail [m]	3.2	1.9	0.6	1.3	3.0	6.8
Avg. Stride Freq. [Hz]	2.4	2.4	2.4	2.4	2.4	2.4
Avg. Stride Length [m]	6.1	7.4	7.1	6.9	7.1	6.2



- [] Ranking at each section and finish
- .-.- No data available at this section
- NA No data available



Horse/Jockey Name	Mishani Aloha
Final Rank	11
Fastest Section Time (Section)	0:11.16 (1000m)
Top Speed [km/h] (Section)	67.9 (Overall)
Race State	Finished



Doomben QLD Professional

Race 7: WIDDEN STUD MODE STAKES - 1200m

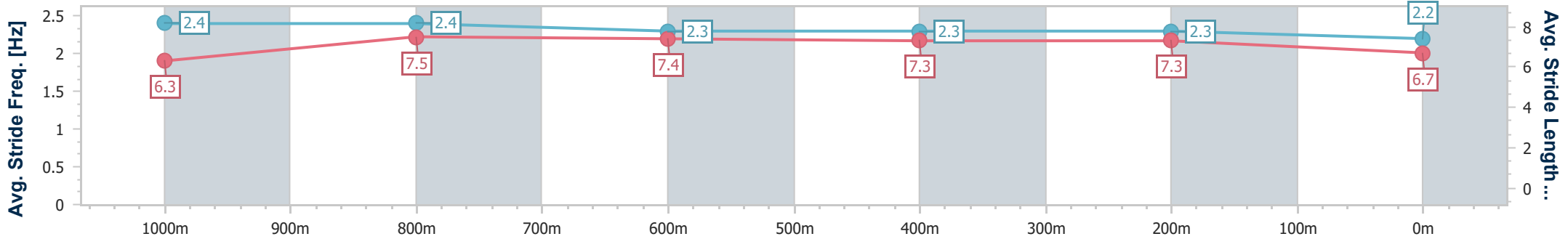
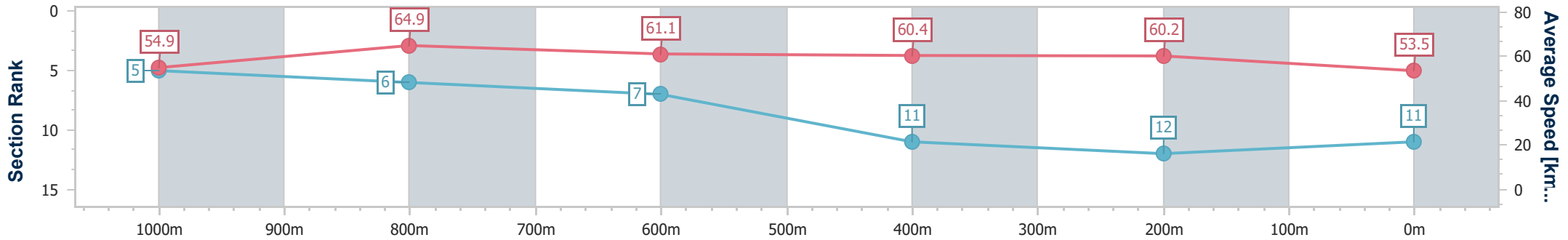
30 November 2024 - 15:54

Track Rating: Heavy 10, Weather: Showers, Rail Position: +4.5m Entire



BRISBANE RACING CLUB

Section	Overall	1000m	800m	600m	400m	200m
Section Times	1:13.99 [11] (0:13.14)	1:00.85 [5] (0:11.16)	0:49.69 [6] (0:11.99)	0:37.70 [7] (0:12.15)	0:25.55 [11] (0:12.07)	0:13.48 [12] (0:13.48)
Average Speed [km/h]	54.9	64.9	61.1	60.4	60.2	53.5
Top Speed [km/h]	67.9	67.2	63.6	62.2	61.2	58.8
Avg. Dist. to Rail [m]	8.3	2.3	3.6	3.4	4.8	7.2
Avg. Stride Freq. [Hz]	2.4	2.4	2.3	2.3	2.3	2.2
Avg. Stride Length [m]	6.3	7.5	7.4	7.3	7.3	6.7



- [] Ranking at each section and finish
- .-.- No data available at this section
- NA No data available



Horse/Jockey Name	Surprise Honey
Final Rank	12
Fastest Section Time (Section)	0:10.99 (1000m)
Top Speed [km/h] (Section)	68.6 (Overall)
Race State	Finished



Doomben QLD Professional

Race 7: WIDDEN STUD MODE STAKES - 1200m

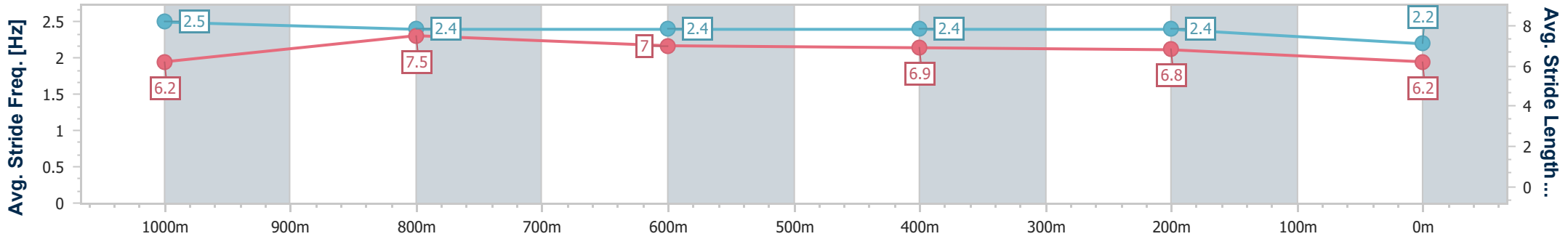
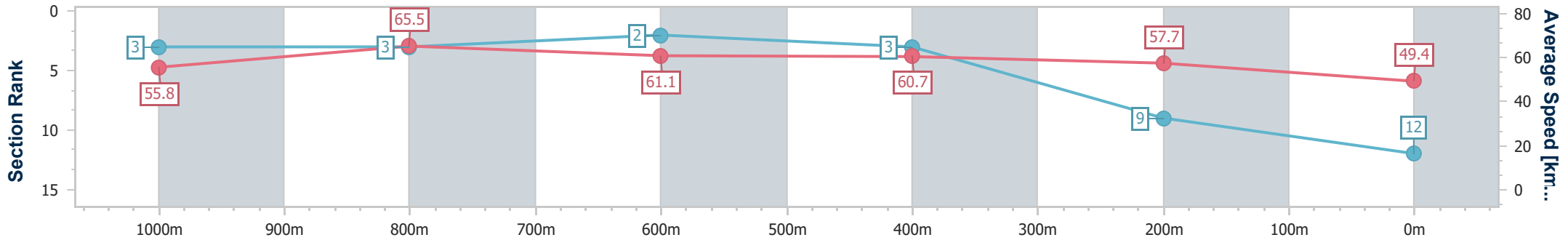
30 November 2024 - 15:54

Track Rating: Heavy 10, Weather: Showers, Rail Position: +4.5m Entire



BRISBANE RACING CLUB

Section	Overall	1000m	800m	600m	400m	200m
Section Times	1:14.73 [12] (0:12.93)	1:01.80 [3] (0:10.99)	0:50.81 [3] (0:11.82)	0:38.99 [2] (0:11.94)	0:27.05 [3] (0:12.49)	0:14.56 [9] (0:14.56)
Average Speed [km/h]	55.8	65.5	61.1	60.7	57.7	49.4
Top Speed [km/h]	68.6	67.9	62.1	61.5	59.4	55.0
Avg. Dist. to Rail [m]	4.3	0.3	0.6	1.1	0.9	2.6
Avg. Stride Freq. [Hz]	2.5	2.4	2.4	2.4	2.4	2.2
Avg. Stride Length [m]	6.2	7.5	7.0	6.9	6.8	6.2



- [] Ranking at each section and finish
- .-.- No data available at this section
- NA No data available



Doomben QLD Professional

Race 8: LADBROKES GEORGE MOORE STAKES - 1200m

30 November 2024 - 16:34



BRISBANE
RACING CLUB

Track Rating: Heavy 10, Weather: Showers, Rail Position: +4.5m Entire

Section		Overall	1000m	800m	600m	400m	200m	Last 600m					
Field Times		1:10.72 (0:13.09)	0:57.63 (0:10.81)	0:46.82 (0:11.48)	0:35.34 (0:11.35)	0:23.99 (0:11.39)	0:12.60 (0:12.60)	0:35.34					
Rank	TAB Horse/Jockey	Barrier	Top Speed [km/h]	Fastest Section	Margin						Distance Travelled [m]		
1	7 HIDDEN WEALTH Kyle Wilson-Taylor	6	69.2 1000m	0:10.81 1000m	1:10.72 [1] (0:13.09)	0:57.63 [1] (0:10.81)	0:46.82 [1] (0:11.48)	0:35.34 [1] (0:11.35)	0:23.99 [1] (0:11.39)	0:12.60 [1] (0:12.60)	1:10.72	0:35.34	
2	6 CIFRADO Cejay Graham	4	66.6 600m	0:11.02 1000m	1:11.30 [2] (0:13.78)	0:57.52 [5] (0:11.02)	0:46.50 [5] (0:11.35)	0:35.15 [4] (0:11.13)	0:24.02 [3] (0:11.52)	0:12.50 [3] (0:12.50)	3.38L	0:35.15	+1
3	4 PRINCE OF BOOM Ryan Maloney	2	67.8 Overall	0:11.01 1000m	1:11.32 [3] (0:13.12)	0:58.20 [2] (0:11.01)	0:47.19 [2] (0:11.63)	0:35.56 [2] (0:11.41)	0:24.15 [2] (0:11.44)	0:12.71 [2] (0:12.71)	3.5L	0:35.56	+0
4	9 MILLANE Robbie Dolan	3	67.1 1000m	0:11.00 1000m	1:11.63 [4] (0:13.75)	0:57.88 [4] (0:11.00)	0:46.88 [4] (0:11.41)	0:35.47 [5] (0:11.38)	0:24.09 [4] (0:11.45)	0:12.64 [4] (0:12.64)	5.35L	0:35.47	-7
5	8 SMART IMAGE Damien Thornton	5	66.7 1000m	0:11.03 1000m	1:14.56 [5] (0:13.61)	1:00.95 [3] (0:11.03)	0:49.92 [3] (0:11.50)	0:38.42 [3] (0:11.54)	0:26.88 [5] (0:11.93)	0:14.95 [5] (0:14.95)	22.54L	0:38.42	-3

Scratched: Rothfire (#1), Namazu (#5), Front Page (#2), Zarastro (#3)

[] Ranking at each section and finish
 -:-:-:- No data available at this section
 NA No data available

SCN Saddle cloth number
 DNF Did not finish
 DNT Did not track



Horse/Jockey Name	Hidden Wealth
Final Rank	1
Fastest Section Time (Section)	0:10.81 (1000m)
Top Speed [km/h] (Section)	69.2 (1000m)
Race State	Finished



Doomben QLD Professional

Race 8: LADBROKES GEORGE MOORE STAKES - 1200m

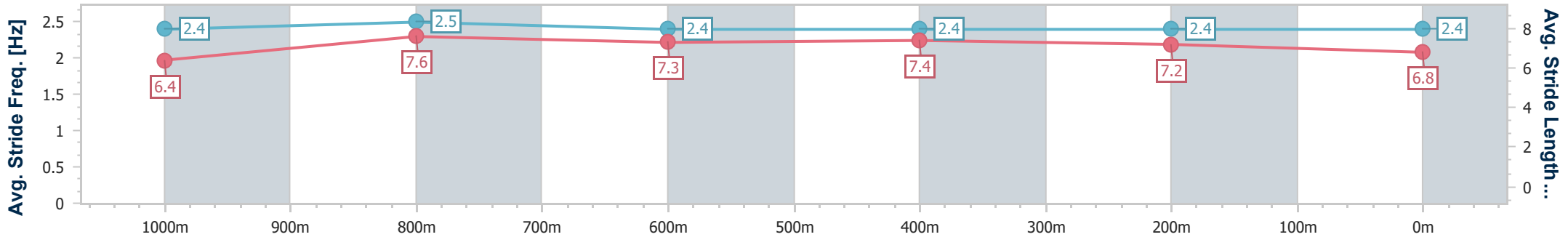
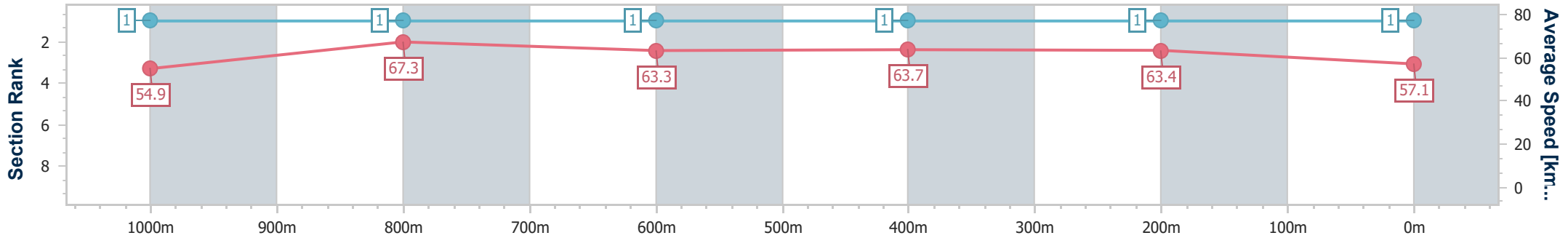
30 November 2024 - 16:34

Track Rating: Heavy 10, Weather: Showers, Rail Position: +4.5m Entire



BRISBANE RACING CLUB

Section	Overall	1000m	800m	600m	400m	200m
Section Times	1:10.72 [1] (0:13.09)	0:57.63 [1] (0:10.81)	0:46.82 [1] (0:11.48)	0:35.34 [1] (0:11.35)	0:23.99 [1] (0:11.39)	0:12.60 [1] (0:12.60)
Average Speed [km/h]	54.9	67.3	63.3	63.7	63.4	57.1
Top Speed [km/h]	68.4	69.2	65.3	65.6	65.7	62.3
Avg. Dist. to Rail [m]	4.7	3.6	2.0	0.9	2.9	6.0
Avg. Stride Freq. [Hz]	2.4	2.5	2.4	2.4	2.4	2.4
Avg. Stride Length [m]	6.4	7.6	7.3	7.4	7.2	6.8



- [] Ranking at each section and finish
- .-.- No data available at this section
- NA No data available



Horse/Jockey Name	Cifrado
Final Rank	2
Fastest Section Time (Section)	0:11.02 (1000m)
Top Speed [km/h] (Section)	66.6 (600m)
Race State	Finished



Doomben QLD Professional

Race 8: LADBROKES GEORGE MOORE STAKES - 1200m

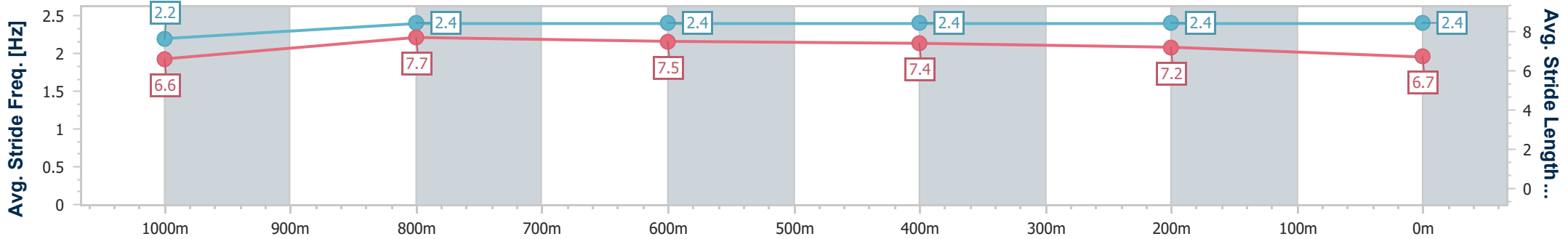
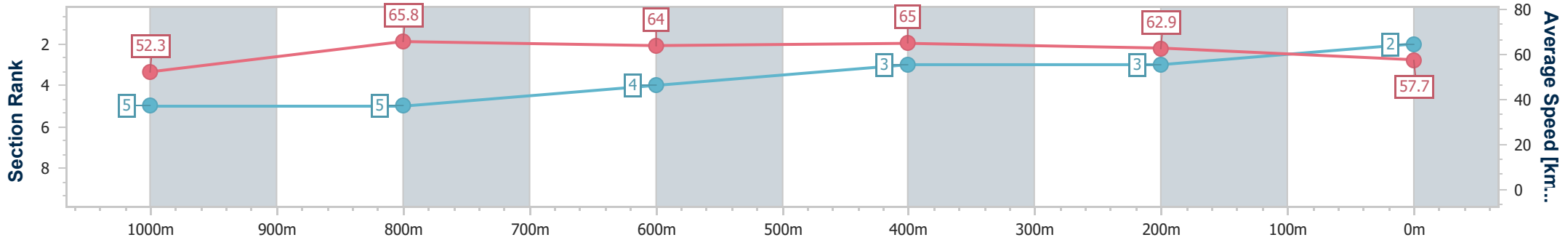
30 November 2024 - 16:34

Track Rating: Heavy 10, Weather: Showers, Rail Position: +4.5m Entire



BRISBANE RACING CLUB

Section	Overall	1000m	800m	600m	400m	200m
Section Times	1:11.30 [2] (0:13.78)	0:57.52 [5] (0:11.02)	0:46.50 [5] (0:11.35)	0:35.15 [4] (0:11.13)	0:24.02 [3] (0:11.52)	0:12.50 [3] (0:12.50)
Average Speed [km/h]	52.3	65.8	64.0	65.0	62.9	57.7
Top Speed [km/h]	65.9	66.3	66.5	66.6	64.7	62.4
Avg. Dist. to Rail [m]	3.9	2.4	1.9	1.4	5.2	8.4
Avg. Stride Freq. [Hz]	2.2	2.4	2.4	2.4	2.4	2.4
Avg. Stride Length [m]	6.6	7.7	7.5	7.4	7.2	6.7



- [] Ranking at each section and finish
- .-.-.- No data available at this section
- NA No data available



Horse/Jockey Name	Prince Of Boom
Final Rank	3
Fastest Section Time (Section)	0:11.01 (1000m)
Top Speed [km/h] (Section)	67.8 (Overall)
Race State	Finished



Doomben QLD Professional

Race 8: LADBROKES GEORGE MOORE STAKES - 1200m

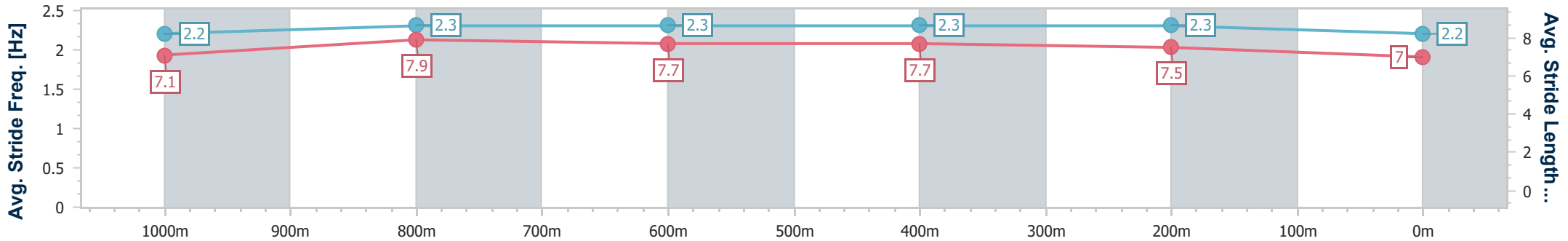
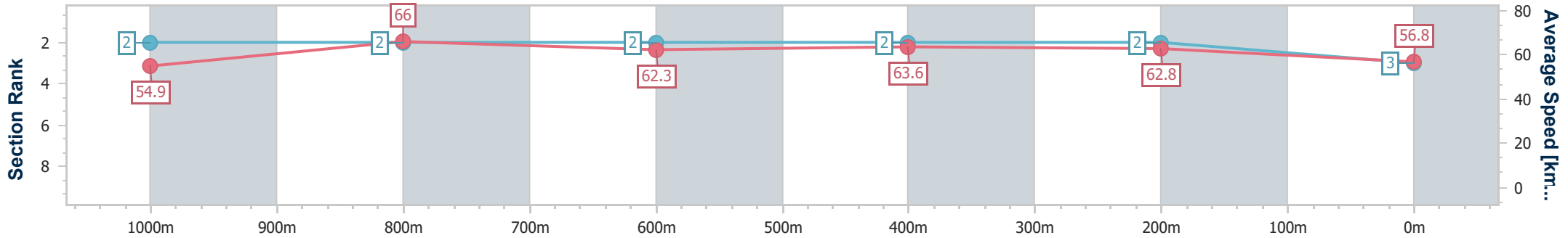
30 November 2024 - 16:34

Track Rating: Heavy 10, Weather: Showers, Rail Position: +4.5m Entire



BRISBANE RACING CLUB

Section	Overall	1000m	800m	600m	400m	200m
Section Times	1:11.32 [3] (0:13.12)	0:58.20 [2] (0:11.01)	0:47.19 [2] (0:11.63)	0:35.56 [2] (0:11.41)	0:24.15 [2] (0:11.44)	0:12.71 [2] (0:12.71)
Average Speed [km/h]	54.9	66.0	62.3	63.6	62.8	56.8
Top Speed [km/h]	67.8	67.6	63.0	64.4	64.5	61.7
Avg. Dist. to Rail [m]	2.4	1.9	2.1	0.9	3.2	6.2
Avg. Stride Freq. [Hz]	2.2	2.3	2.3	2.3	2.3	2.2
Avg. Stride Length [m]	7.1	7.9	7.7	7.7	7.5	7.0



- [] Ranking at each section and finish
- .-.- No data available at this section
- NA No data available



Horse/Jockey Name	Millane
Final Rank	4
Fastest Section Time (Section)	0:11.00 (1000m)
Top Speed [km/h] (Section)	67.1 (1000m)
Race State	Finished



Doomben QLD Professional

Race 8: LADBROKES GEORGE MOORE STAKES - 1200m

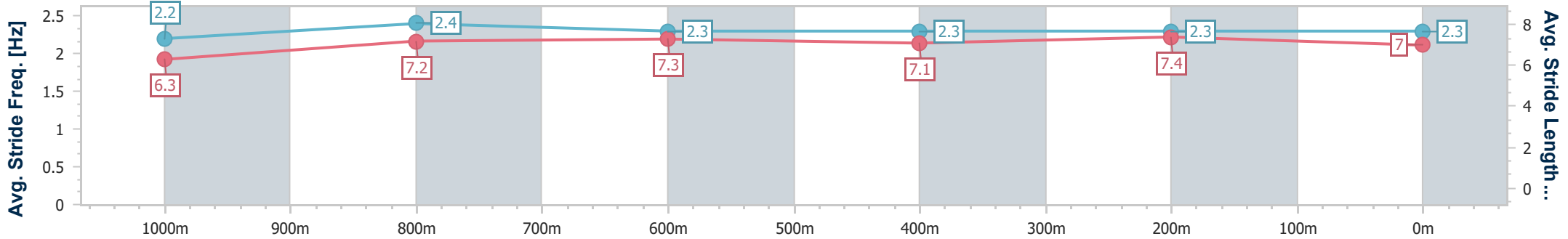
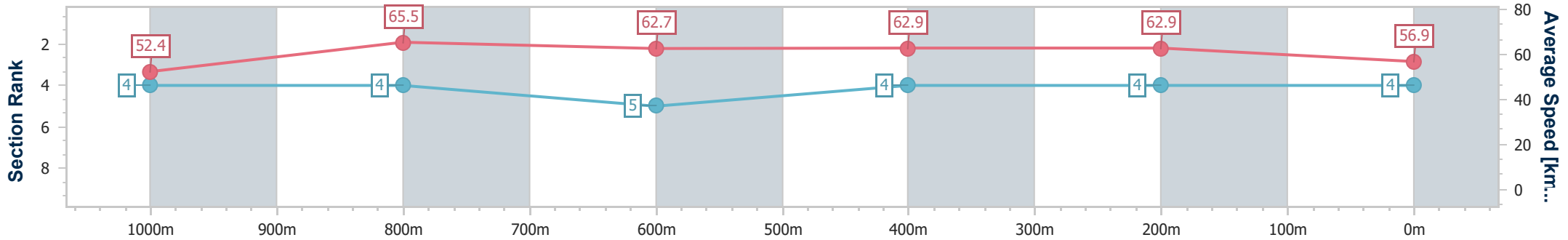
30 November 2024 - 16:34

Track Rating: Heavy 10, Weather: Showers, Rail Position: +4.5m Entire



BRISBANE RACING CLUB

Section	Overall	1000m	800m	600m	400m	200m
Section Times	1:11.63 [4] (0:13.75)	0:57.88 [4] (0:11.00)	0:46.88 [4] (0:11.41)	0:35.47 [5] (0:11.38)	0:24.09 [4] (0:11.45)	0:12.64 [4] (0:12.64)
Average Speed [km/h]	52.4	65.5	62.7	62.9	62.9	56.9
Top Speed [km/h]	66.8	67.1	64.1	63.5	63.8	61.5
Avg. Dist. to Rail [m]	2.4	0.9	0.5	1.4	3.1	5.7
Avg. Stride Freq. [Hz]	2.2	2.4	2.3	2.3	2.3	2.3
Avg. Stride Length [m]	6.3	7.2	7.3	7.1	7.4	7.0



- [] Ranking at each section and finish
- :-:- No data available at this section
- NA No data available



Horse/Jockey Name	Smart Image
Final Rank	5
Fastest Section Time (Section)	0:11.03 (1000m)
Top Speed [km/h] (Section)	66.7 (1000m)
Race State	Finished



Doomben QLD Professional

Race 8: LADBROKES GEORGE MOORE STAKES - 1200m

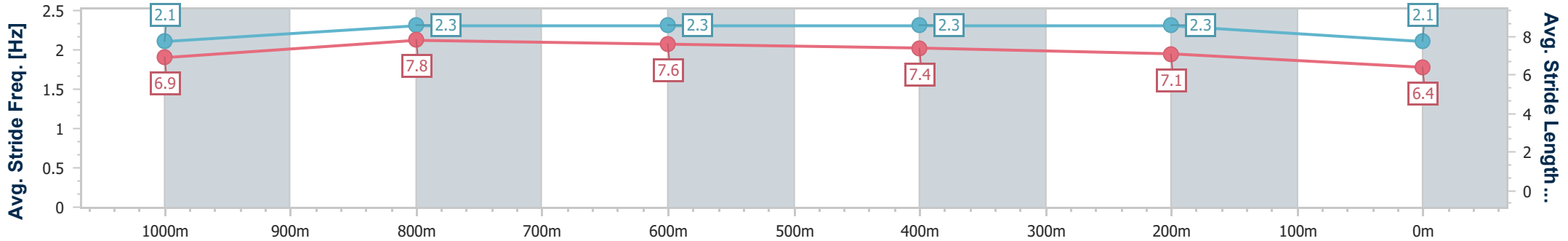
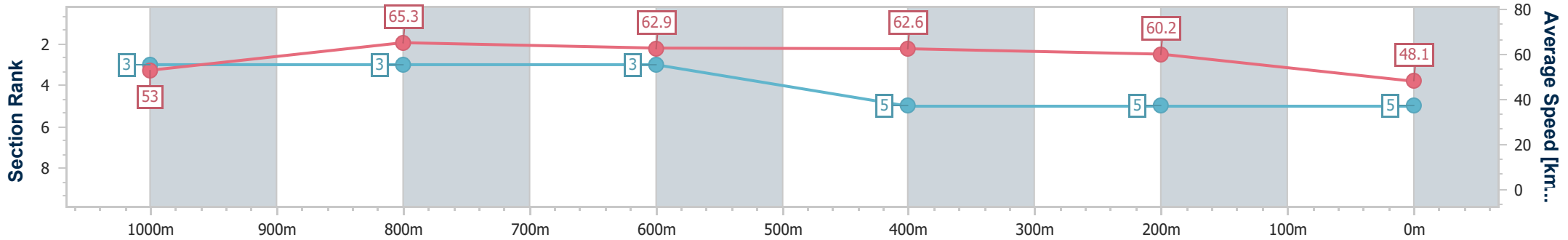
30 November 2024 - 16:34

Track Rating: Heavy 10, Weather: Showers, Rail Position: +4.5m Entire



BRISBANE RACING CLUB

Section	Overall	1000m	800m	600m	400m	200m
Section Times	1:14.56 [5] (0:13.61)	1:00.95 [3] (0:11.03)	0:49.92 [3] (0:11.50)	0:38.42 [3] (0:11.54)	0:26.88 [5] (0:11.93)	0:14.95 [5] (0:14.95)
Average Speed [km/h]	53.0	65.3	62.9	62.6	60.2	48.1
Top Speed [km/h]	65.6	66.7	63.9	64.3	62.2	57.4
Avg. Dist. to Rail [m]	3.5	1.9	1.1	0.6	3.3	6.6
Avg. Stride Freq. [Hz]	2.1	2.3	2.3	2.3	2.3	2.1
Avg. Stride Length [m]	6.9	7.8	7.6	7.4	7.1	6.4



- [] Ranking at each section and finish
- .-.- No data available at this section
- NA No data available



Doomben QLD Professional

Race 9: MAGIC MILLIONS PIERATA PLATE - 1200m

30 November 2024 - 17:12



BRISBANE
RACING CLUB

Track Rating: Heavy 10, Weather: Showers, Rail Position: +4.5m Entire

Section		Overall	1000m	800m	600m	400m	200m	Last 600m					
Field Times		1:12.80 (0:13.09)	0:59.71 (0:11.07)	0:48.64 (0:11.77)	0:36.87 (0:12.12)	0:24.75 (0:11.97)	0:12.78 (0:12.78)	0:36.87					
Rank	TAB Horse/Jockey	Barrier	Top Speed [km/h]	Fastest Section							Margin	Distance Travelled [m]	
1	7 STREET CHASE Nikita Beriman	7	67.7	0:11.07	1:12.80 [1] (0:13.09)	0:59.71 [1] (0:11.07)	0:48.64 [1] (0:11.79)	0:36.85 [2] (0:12.10)	0:24.75 [1] (0:11.97)	0:12.78 [1] (0:12.78)	1:12.80	0:36.85	
2	1 AMAZING EAGLE Ryan Maloney	4	67.3	0:11.24	1:12.83 [2] (0:13.47)	0:59.36 [8] (0:11.24)	0:48.12 [9] (0:11.78)	0:36.34 [9] (0:11.94)	0:24.40 [7] (0:11.67)	0:12.73 [2] (0:12.73)	0.15L	0:36.34	+4
3	4 GIVE ME SPACE James Orman	2	66.5	0:11.20	1:13.29 [3] (0:13.40)	0:59.89 [7] (0:11.20)	0:48.69 [8] (0:11.81)	0:36.88 [7] (0:12.03)	0:24.85 [8] (0:11.99)	0:12.86 [5] (0:12.86)	2.84L	0:36.88	-4
4	13 ESTRONDO Jake Bayliss	6	68.0	0:11.16	1:13.32 [4] (0:13.28)	1:00.04 [4] (0:11.16)	0:48.88 [5] (0:11.74)	0:37.14 [4] (0:12.08)	0:25.06 [4] (0:11.94)	0:13.12 [3] (0:13.12)	3.04L	0:37.14	+5
5	2 SUPERALLOY Angela Jones	8	68.6	0:11.24	1:13.88 [5] (0:13.28)	1:00.60 [5] (0:11.24)	0:49.36 [7] (0:11.68)	0:37.68 [5] (0:12.19)	0:25.49 [6] (0:11.95)	0:13.54 [4] (0:13.54)	6.34L	0:37.68	+7
6	5 BOOMTOWN BOSS Dylan Browne McMonagle	3	66.3	0:11.19	1:14.23 [6] (0:13.32)	1:00.91 [6] (0:11.19)	0:49.72 [6] (0:11.92)	0:37.80 [8] (0:12.30)	0:25.50 [9] (0:12.04)	0:13.46 [7] (0:13.46)	8.39L	0:37.80	+4
7	8 SILVA 'N' SUAVE Robbie Dolan	5	68.0	0:11.14	1:14.39 [7] (0:13.21)	1:01.18 [2] (0:11.14)	0:50.04 [2] (0:11.87)	0:38.17 [6] (0:12.02)	0:26.15 [3] (0:12.52)	0:13.63 [6] (0:13.63)	9.31L	0:38.17	-3
8	12 SIMPLY FUN Cejay Graham	1	67.6	0:11.13	1:14.84 [8] (0:13.27)	1:01.57 [3] (0:11.13)	0:50.44 [4] (0:11.74)	0:38.70 [3] (0:12.16)	0:26.54 [5] (0:12.57)	0:13.97 [8] (0:13.97)	11.99L	0:38.70	-5
9	11 PARETO Kyle Wilson-Taylor	9	69.0	0:10.83	1:18.88 [9] (0:13.52)	1:05.36 [9] (0:10.83)	0:54.53 [3] (0:11.58)	0:42.95 [1] (0:12.20)	0:30.75 [2] (0:13.24)	0:17.51 [9] (0:17.51)	35.77L	0:42.95	+3

Scratched: King Potter (#14), Cosmic Fire (#6), Sujeed (#10), Mister Bianco (#3), Savour The Dream (#9)

[] Ranking at each section and finish
 -:-:- No data available at this section
 NA No data available

SCN Saddle cloth number
 DNF Did not finish
 DNT Did not track



Horse/Jockey Name	Street Chase
Final Rank	1
Fastest Section Time (Section)	0:11.07 (1000m)
Top Speed [km/h] (Section)	67.7 (Overall)
Race State	Finished



Doomben QLD Professional

Race 9: MAGIC MILLIONS PIERATA PLATE - 1200m

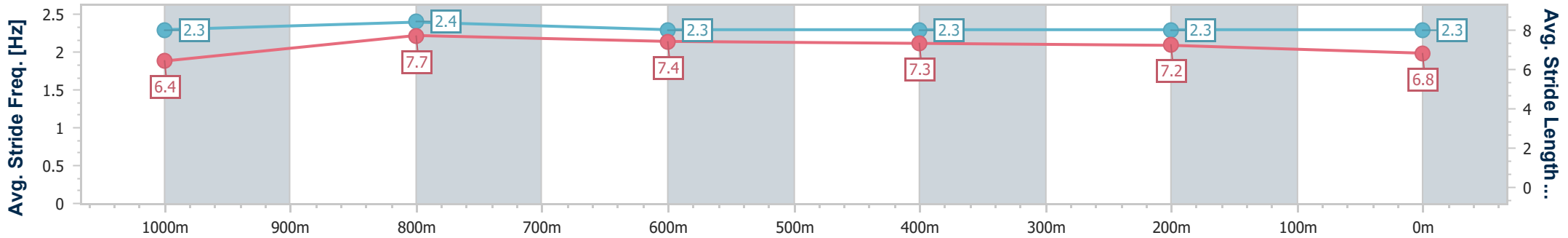
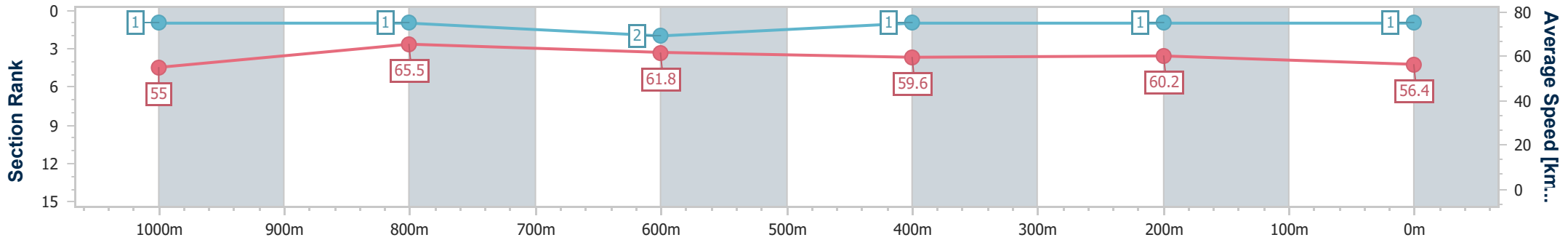
30 November 2024 - 17:12

Track Rating: Heavy 10, Weather: Showers, Rail Position: +4.5m Entire



BRISBANE RACING CLUB

Section	Overall	1000m	800m	600m	400m	200m
Section Times	1:12.80 [1] (0:13.09)	0:59.71 [1] (0:11.07)	0:48.64 [1] (0:11.79)	0:36.85 [2] (0:12.10)	0:24.75 [1] (0:11.97)	0:12.78 [1] (0:12.78)
Average Speed [km/h]	55.0	65.5	61.8	59.6	60.2	56.4
Top Speed [km/h]	67.7	66.5	63.8	61.3	61.4	60.5
Avg. Dist. to Rail [m]	6.5	3.1	2.6	0.7	1.7	3.9
Avg. Stride Freq. [Hz]	2.3	2.4	2.3	2.3	2.3	2.3
Avg. Stride Length [m]	6.4	7.7	7.4	7.3	7.2	6.8



- [] Ranking at each section and finish
- .-.- No data available at this section
- NA No data available



Horse/Jockey Name	Amazing Eagle
Final Rank	2
Fastest Section Time (Section)	0:11.24 (1000m)
Top Speed [km/h] (Section)	67.3 (Overall)
Race State	Finished



Doomben QLD Professional

Race 9: MAGIC MILLIONS PIERATA PLATE - 1200m

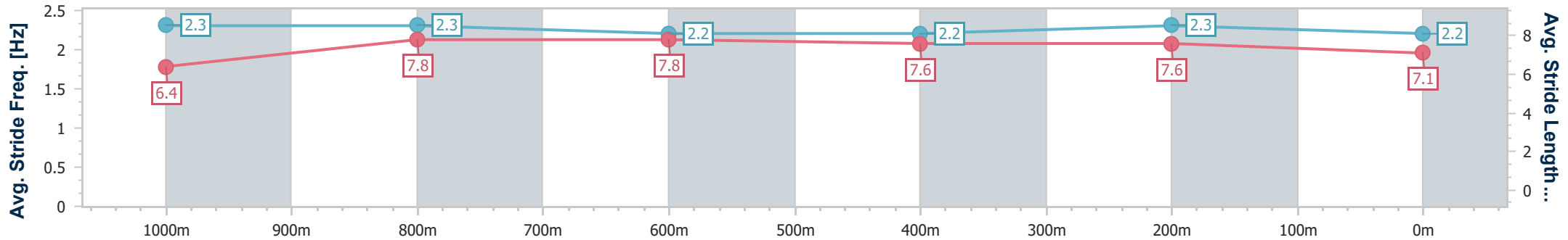
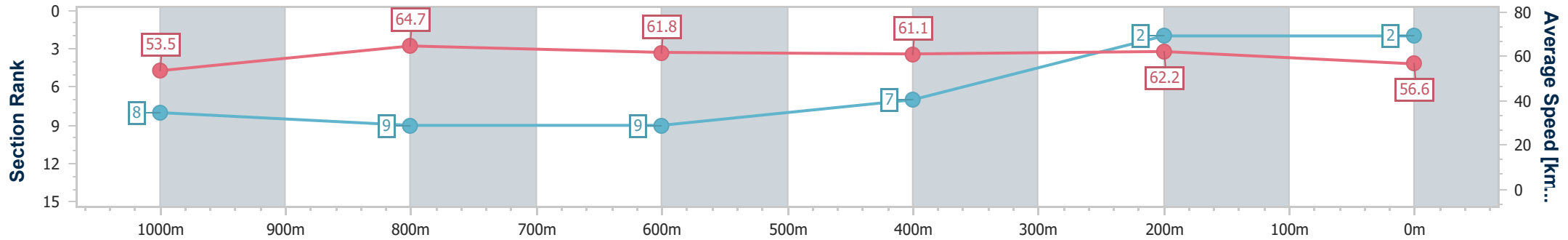
30 November 2024 - 17:12

Track Rating: Heavy 10, Weather: Showers, Rail Position: +4.5m Entire



BRISBANE RACING CLUB

Section	Overall	1000m	800m	600m	400m	200m
Section Times	1:12.83 [2] (0:13.47)	0:59.36 [8] (0:11.24)	0:48.12 [9] (0:11.78)	0:36.34 [9] (0:11.94)	0:24.40 [7] (0:11.67)	0:12.73 [2] (0:12.73)
Average Speed [km/h]	53.5	64.7	61.8	61.1	62.2	56.6
Top Speed [km/h]	67.3	67.3	63.4	62.6	63.2	61.2
Avg. Dist. to Rail [m]	4.7	4.1	2.0	2.5	6.6	8.0
Avg. Stride Freq. [Hz]	2.3	2.3	2.2	2.2	2.3	2.2
Avg. Stride Length [m]	6.4	7.8	7.8	7.6	7.6	7.1



- [] Ranking at each section and finish
- .-.- No data available at this section
- NA No data available



Horse/Jockey Name	Give Me Space
Final Rank	3
Fastest Section Time (Section)	0:11.20 (1000m)
Top Speed [km/h] (Section)	66.5 (Overall)
Race State	Finished



Doomben QLD Professional

Race 9: MAGIC MILLIONS PIERATA PLATE - 1200m

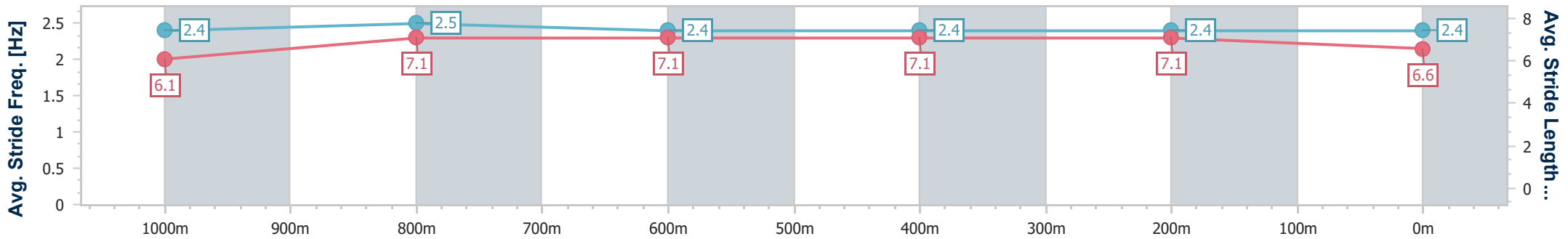
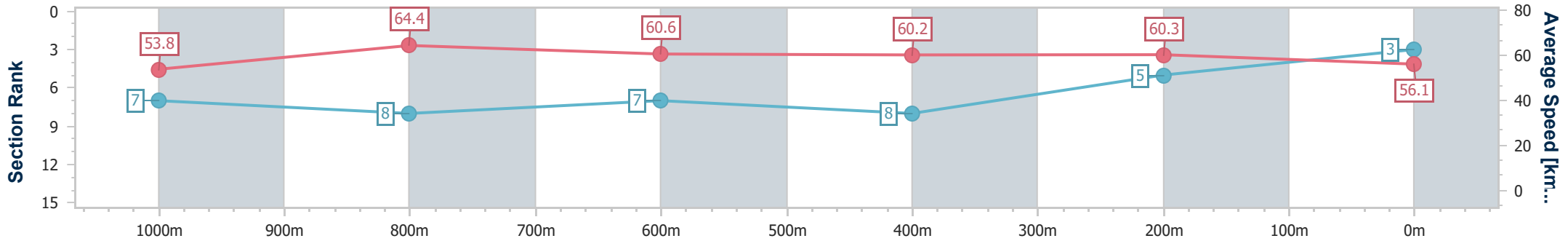
30 November 2024 - 17:12

Track Rating: Heavy 10, Weather: Showers, Rail Position: +4.5m Entire



BRISBANE RACING CLUB

Section	Overall	1000m	800m	600m	400m	200m
Section Times	1:13.29 [3] (0:13.40)	0:59.89 [7] (0:11.20)	0:48.69 [8] (0:11.81)	0:36.88 [7] (0:12.03)	0:24.85 [8] (0:11.99)	0:12.86 [5] (0:12.86)
Average Speed [km/h]	53.8	64.4	60.6	60.2	60.3	56.1
Top Speed [km/h]	66.5	66.5	63.2	61.1	62.4	60.2
Avg. Dist. to Rail [m]	1.9	1.0	1.2	0.9	5.1	7.8
Avg. Stride Freq. [Hz]	2.4	2.5	2.4	2.4	2.4	2.4
Avg. Stride Length [m]	6.1	7.1	7.1	7.1	7.1	6.6



- [] Ranking at each section and finish
- .-.- No data available at this section
- NA No data available



Horse/Jockey Name	Estrondo
Final Rank	4
Fastest Section Time (Section)	0:11.16 (1000m)
Top Speed [km/h] (Section)	68.0 (Overall)
Race State	Finished



Doomben QLD Professional

Race 9: MAGIC MILLIONS PIERATA PLATE - 1200m

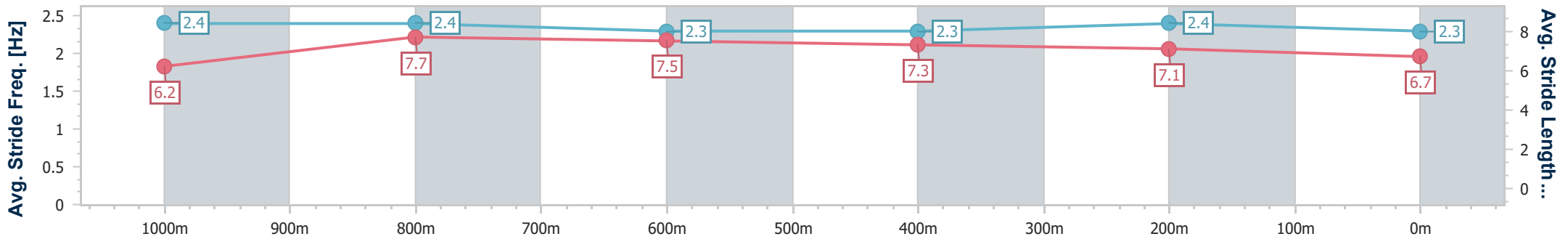
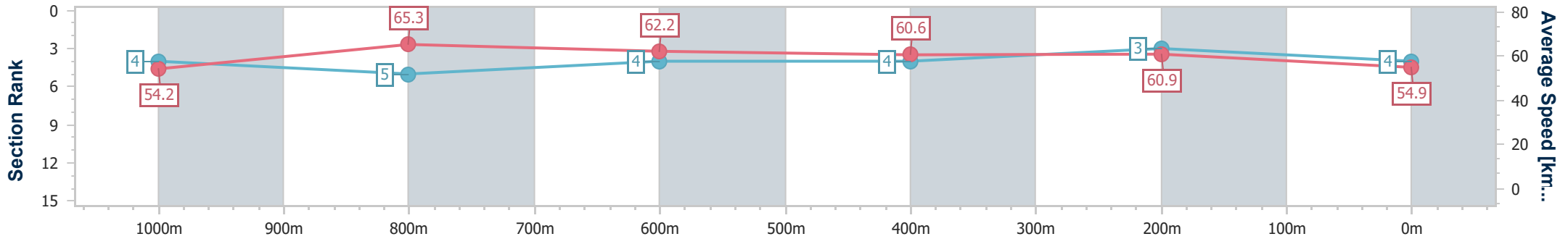
30 November 2024 - 17:12

Track Rating: Heavy 10, Weather: Showers, Rail Position: +4.5m Entire



BRISBANE RACING CLUB

Section	Overall	1000m	800m	600m	400m	200m
Section Times	1:13.32 [4] (0:13.28)	1:00.04 [4] (0:11.16)	0:48.88 [5] (0:11.74)	0:37.14 [4] (0:12.08)	0:25.06 [4] (0:11.94)	0:13.12 [3] (0:13.12)
Average Speed [km/h]	54.2	65.3	62.2	60.6	60.9	54.9
Top Speed [km/h]	68.0	67.0	63.8	62.4	61.7	60.2
Avg. Dist. to Rail [m]	5.5	3.6	3.2	3.0	5.2	6.9
Avg. Stride Freq. [Hz]	2.4	2.4	2.3	2.3	2.4	2.3
Avg. Stride Length [m]	6.2	7.7	7.5	7.3	7.1	6.7



- [] Ranking at each section and finish
- .-.- No data available at this section
- NA No data available



Horse/Jockey Name	Superalloy
Final Rank	5
Fastest Section Time (Section)	0:11.24 (1000m)
Top Speed [km/h] (Section)	68.6 (Overall)
Race State	Finished



Doomben QLD Professional

Race 9: MAGIC MILLIONS PIERATA PLATE - 1200m

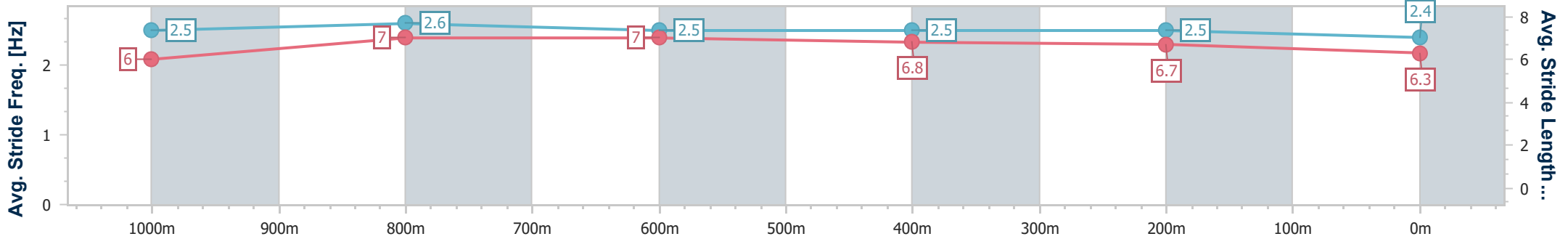
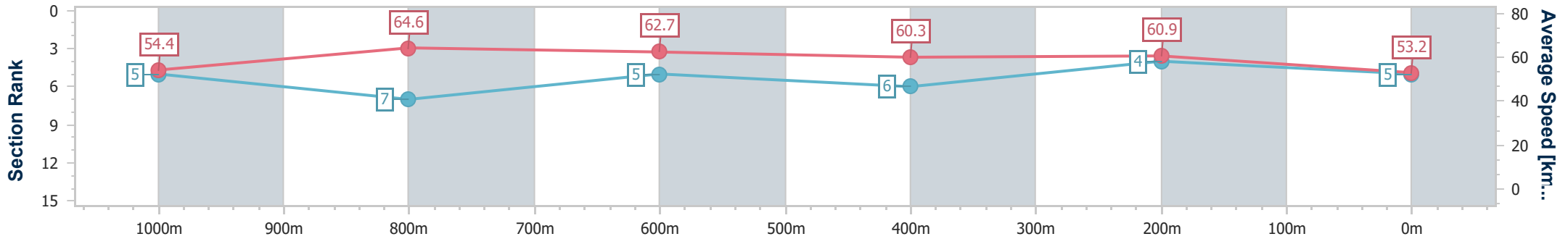
30 November 2024 - 17:12

Track Rating: Heavy 10, Weather: Showers, Rail Position: +4.5m Entire



BRISBANE RACING CLUB

Section	Overall	1000m	800m	600m	400m	200m
Section Times	1:13.88 [5] (0:13.28)	1:00.60 [5] (0:11.24)	0:49.36 [7] (0:11.68)	0:37.68 [5] (0:12.19)	0:25.49 [6] (0:11.95)	0:13.54 [4] (0:13.54)
Average Speed [km/h]	54.4	64.6	62.7	60.3	60.9	53.2
Top Speed [km/h]	68.6	65.6	63.6	61.2	62.5	58.6
Avg. Dist. to Rail [m]	7.3	4.5	3.8	3.2	6.6	9.5
Avg. Stride Freq. [Hz]	2.5	2.6	2.5	2.5	2.5	2.4
Avg. Stride Length [m]	6.0	7.0	7.0	6.8	6.7	6.3



- [] Ranking at each section and finish
- .-.- No data available at this section
- NA No data available



Horse/Jockey Name	Boomtown Boss
Final Rank	6
Fastest Section Time (Section)	0:11.19 (1000m)
Top Speed [km/h] (Section)	66.3 (Overall)
Race State	Finished



Doomben QLD Professional

Race 9: MAGIC MILLIONS PIERATA PLATE - 1200m

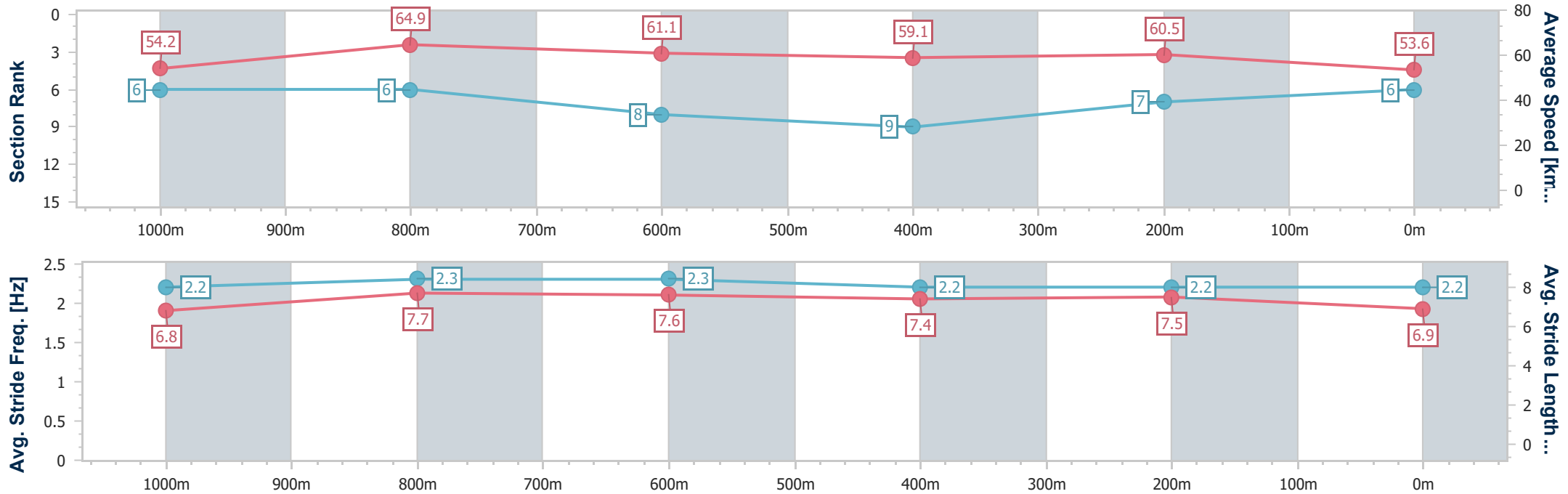
30 November 2024 - 17:12

Track Rating: Heavy 10, Weather: Showers, Rail Position: +4.5m Entire



BRISBANE RACING CLUB

Section	Overall	1000m	800m	600m	400m	200m
Section Times	1:14.23 [6] (0:13.32)	1:00.91 [6] (0:11.19)	0:49.72 [6] (0:11.92)	0:37.80 [8] (0:12.30)	0:25.50 [9] (0:12.04)	0:13.46 [7] (0:13.46)
Average Speed [km/h]	54.2	64.9	61.1	59.1	60.5	53.6
Top Speed [km/h]	66.3	66.1	62.8	60.1	61.7	58.6
Avg. Dist. to Rail [m]	3.6	3.1	2.4	2.0	7.7	10.5
Avg. Stride Freq. [Hz]	2.2	2.3	2.3	2.2	2.2	2.2
Avg. Stride Length [m]	6.8	7.7	7.6	7.4	7.5	6.9



- [] Ranking at each section and finish
- .-.- No data available at this section
- NA No data available



Horse/Jockey Name	Silva 'N' Suave
Final Rank	7
Fastest Section Time (Section)	0:11.14 (1000m)
Top Speed [km/h] (Section)	68.0 (Overall)
Race State	Finished



Doomben QLD Professional

Race 9: MAGIC MILLIONS PIERATA PLATE - 1200m

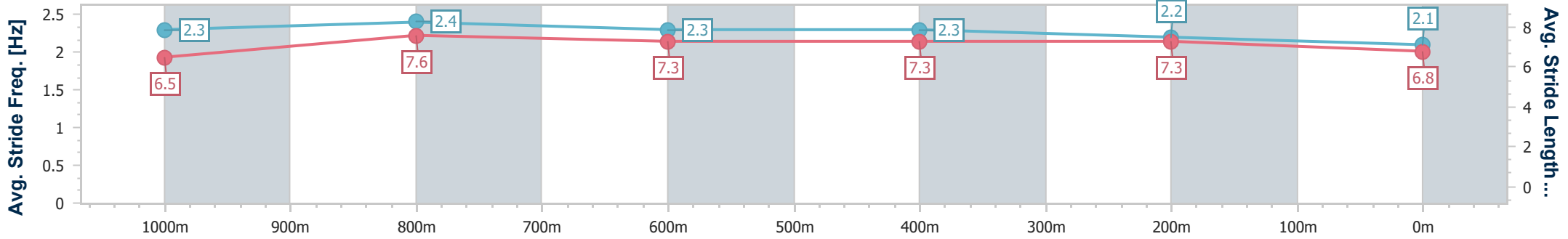
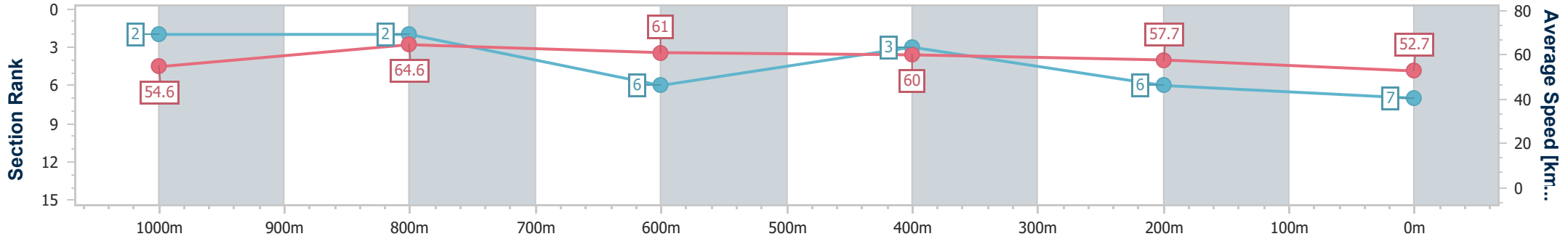
30 November 2024 - 17:12

Track Rating: Heavy 10, Weather: Showers, Rail Position: +4.5m Entire



BRISBANE RACING CLUB

Section	Overall	1000m	800m	600m	400m	200m
Section Times	1:14.39 [7] (0:13.21)	1:01.18 [2] (0:11.14)	0:50.04 [2] (0:11.87)	0:38.17 [6] (0:12.02)	0:26.15 [3] (0:12.52)	0:13.63 [6] (0:13.63)
Average Speed [km/h]	54.6	64.6	61.0	60.0	57.7	52.7
Top Speed [km/h]	68.0	67.1	62.9	61.6	58.3	57.0
Avg. Dist. to Rail [m]	4.5	1.8	0.5	0.3	3.3	5.8
Avg. Stride Freq. [Hz]	2.3	2.4	2.3	2.3	2.2	2.1
Avg. Stride Length [m]	6.5	7.6	7.3	7.3	7.3	6.8



- [] Ranking at each section and finish
- .-.- No data available at this section
- NA No data available



Horse/Jockey Name	Simply Fun
Final Rank	8
Fastest Section Time (Section)	0:11.13 (1000m)
Top Speed [km/h] (Section)	67.6 (1000m)
Race State	Finished



Doomben QLD Professional

Race 9: MAGIC MILLIONS PIERATA PLATE - 1200m

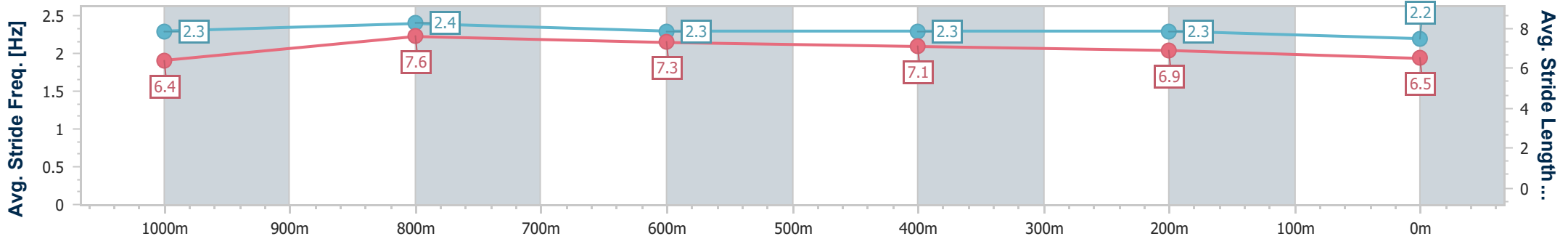
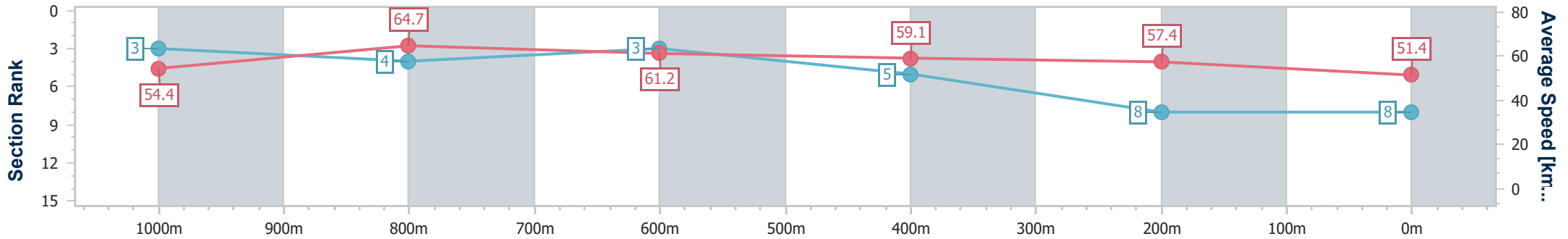
30 November 2024 - 17:12

Track Rating: Heavy 10, Weather: Showers, Rail Position: +4.5m Entire



BRISBANE RACING CLUB

Section	Overall	1000m	800m	600m	400m	200m
Section Times	1:14.84 [8] (0:13.27)	1:01.57 [3] (0:11.13)	0:50.44 [4] (0:11.74)	0:38.70 [3] (0:12.16)	0:26.54 [5] (0:12.57)	0:13.97 [8] (0:13.97)
Average Speed [km/h]	54.4	64.7	61.2	59.1	57.4	51.4
Top Speed [km/h]	66.1	67.6	62.7	60.4	58.8	55.2
Avg. Dist. to Rail [m]	1.5	0.5	0.2	0.6	2.0	3.5
Avg. Stride Freq. [Hz]	2.3	2.4	2.3	2.3	2.3	2.2
Avg. Stride Length [m]	6.4	7.6	7.3	7.1	6.9	6.5



- [] Ranking at each section and finish
- .-.- No data available at this section
- NA No data available



Horse/Jockey Name	Pareto
Final Rank	9
Fastest Section Time (Section)	0:10.83 (1000m)
Top Speed [km/h] (Section)	69.0 (1000m)
Race State	Finished



Doomben QLD Professional

Race 9: MAGIC MILLIONS PIERATA PLATE - 1200m

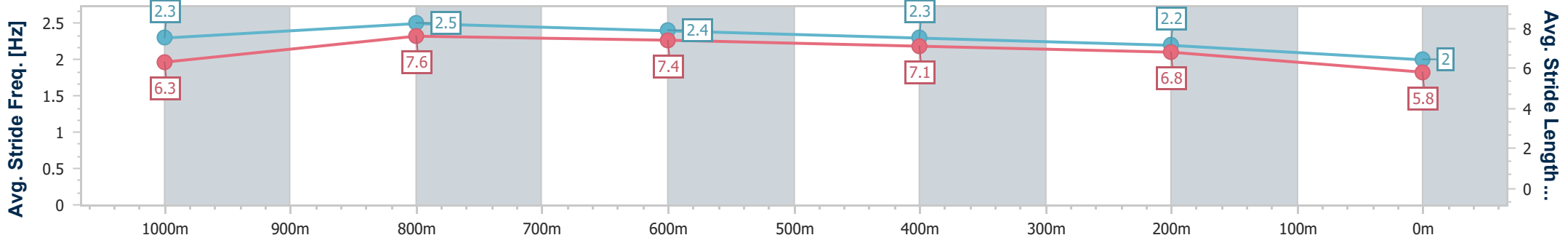
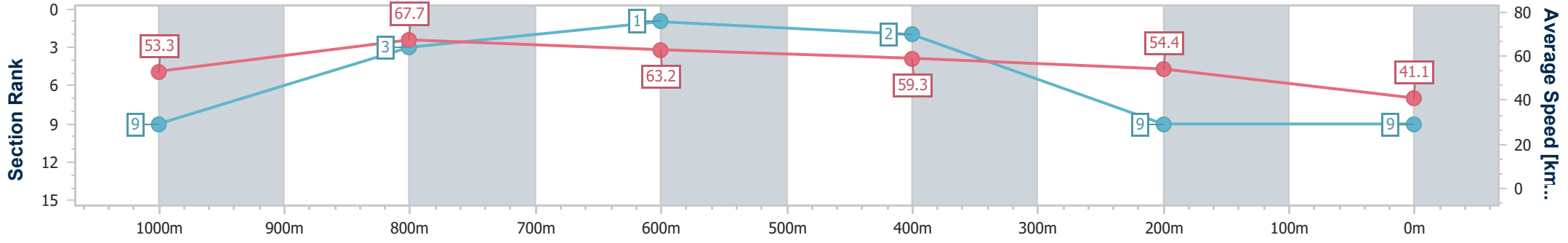
30 November 2024 - 17:12

Track Rating: Heavy 10, Weather: Showers, Rail Position: +4.5m Entire



BRISBANE RACING CLUB

Section	Overall	1000m	800m	600m	400m	200m
Section Times	1:18.88 [9] (0:13.52)	1:05.36 [9] (0:10.83)	0:54.53 [3] (0:11.58)	0:42.95 [1] (0:12.20)	0:30.75 [2] (0:13.24)	0:17.51 [9] (0:17.51)
Average Speed [km/h]	53.3	67.7	63.2	59.3	54.4	41.1
Top Speed [km/h]	68.0	69.0	65.0	61.8	57.9	48.6
Avg. Dist. to Rail [m]	7.5	5.9	3.3	1.3	2.2	7.3
Avg. Stride Freq. [Hz]	2.3	2.5	2.4	2.3	2.2	2.0
Avg. Stride Length [m]	6.3	7.6	7.4	7.1	6.8	5.8



- [] Ranking at each section and finish
- .-.- No data available at this section
- NA No data available



Doomben QLD Professional

Race 10: LADBROKES CITY TO SURF QTIS 3YO - 1630m

30 November 2024 - 17:48



BRISBANE
RACING CLUB

Track Rating: Heavy 10, Weather: Showers, Rail Position: +4.5m Entire

Section														
Field Times	Overall	1400m	1200m	1000m	800m	600m	400m	Last 600m						
	1:42.82 (0:15.57)	1:27.25 (0:11.64)	1:15.61 (0:11.75)	1:03.86 (0:12.38)	0:51.48 (0:12.83)	0:38.65 (0:12.72)	0:25.93 (0:12.58)	0:38.65						
Rank	TAB	Horse/Jockey	Barrier	Top Speed [km/h]	Fastest Section	Overall	1400m	1200m	1000m	800m	600m	400m	Last 600m	Distance Travelled [m]
1	10	MOON SWEEPER Damien Thornton	1	63.6 1400m	0:11.65 1400m	1:42.82 [1] (0:15.93)	1:26.89 [6] (0:11.65)	1:15.24 [4] (0:11.95)	1:03.29 [4] (0:12.47)	0:50.82 [4] (0:12.62)	0:38.20 [3] (0:12.51)	0:25.69 [2] (0:12.34)	0:38.20	
2	2	APUNTAR Taylor Marshall	8	66.1 Overall	0:11.64 1400m	1:43.28 [2] (0:15.57)	1:27.71 [1] (0:11.64)	1:16.07 [1] (0:11.75)	1:04.32 [1] (0:12.38)	0:51.94 [1] (0:12.83)	0:39.11 [1] (0:12.72)	0:26.39 [1] (0:12.66)	0:39.11	+3
3	13	SUN WORSHIPPER Emily Lang	9	62.9 1400m	0:11.79 1400m	1:43.36 [3] (0:16.42)	1:26.94 [10] (0:11.79)	1:15.15 [11] (0:12.26)	1:02.89 [11] (0:12.26)	0:50.63 [11] (0:12.56)	0:38.07 [11] (0:12.49)	0:25.58 [9] (0:12.38)	0:38.07	+10
4	1	BEAU DAZZLER Jag Guthmann-Chester	3	63.6 Overall	0:11.94 1400m	1:43.41 [4] (0:16.02)	1:27.39 [7] (0:11.94)	1:15.45 [8] (0:11.99)	1:03.46 [9] (0:12.39)	0:51.07 [9] (0:12.86)	0:38.21 [10] (0:12.58)	0:25.63 [8] (0:12.55)	0:38.21	+5
5	9	WOWZINO Bailey Wheeler	2	63.1 Overall	0:11.78 1400m	1:43.65 [5] (0:15.89)	1:27.76 [5] (0:11.78)	1:15.98 [6] (0:11.99)	1:03.99 [6] (0:12.45)	0:51.54 [5] (0:12.69)	0:38.85 [6] (0:12.81)	0:26.04 [6] (0:12.73)	0:38.85	+4
6	4	ITALIAN RIVIERA Kyle Wilson-Taylor	7	63.5 Overall	0:11.80 1400m	1:44.06 [6] (0:15.80)	1:28.26 [4] (0:11.80)	1:16.46 [5] (0:12.00)	1:04.46 [5] (0:12.56)	0:51.90 [6] (0:12.73)	0:39.17 [7] (0:12.79)	0:26.38 [7] (0:12.61)	0:39.17	+6
7	11	PROPOSE Jake Bayliss	4	63.4 1400m	0:11.78 1200m	1:44.20 [7] (0:16.18)	1:28.02 [8] (0:11.80)	1:16.22 [9] (0:11.78)	1:04.44 [8] (0:12.42)	0:52.02 [7] (0:12.90)	0:39.12 [8] (0:12.86)	0:26.26 [11] (0:12.53)	0:39.12	+17
8	8	NOBLE DECREE Angela Jones	5	64.5 Overall	0:11.64 1400m	1:44.25 [8] (0:15.57)	1:28.68 [1] (0:11.64)	1:17.04 [2] (0:11.89)	1:05.15 [2] (0:12.54)	0:52.61 [2] (0:12.82)	0:39.79 [2] (0:12.83)	0:26.96 [3] (0:12.80)	0:39.79	+3
9	3	CAN'T RECALL ONE James Orman	11	64.8 1400m	0:11.44 1400m	1:44.70 [9] (0:16.48)	1:28.22 [11] (0:11.44)	1:16.78 [7] (0:11.82)	1:04.96 [7] (0:12.46)	0:52.50 [8] (0:12.59)	0:39.91 [5] (0:12.69)	0:27.22 [4] (0:13.01)	0:39.91	+2
10	6	CHAPARRAL CHASE Nikita Beriman	6	63.3 Overall	0:11.86 1400m	1:44.96 [10] (0:15.59)	1:29.37 [3] (0:11.86)	1:17.51 [3] (0:11.90)	1:05.61 [3] (0:12.58)	0:53.03 [3] (0:12.77)	0:40.26 [4] (0:12.88)	0:27.38 [5] (0:12.83)	0:40.26	+9

Scratched: Laridae (#15), Ain't Tellin (#14), Metcalfe (#7), Banksia Beach (#12), Bluepinot (#16)

[] Ranking at each section and finish
 -:-:- No data available at this section
 NA No data available

SCN Saddle cloth number
 DNF Did not finish
 DNT Did not track



Doomben QLD Professional

Race 10: LADBROKES CITY TO SURF QTIS 3YO - 1630m

30 November 2024 - 17:48



BRISBANE
RACING CLUB

Track Rating: Heavy 10, Weather: Showers, Rail Position: +4.5m Entire

Section	Overall	1400m	1200m	1000m	800m	600m	400m	Last 600m
Field Times	1:42.82 (0:15.57)	1:27.25 (0:11.64)	1:15.61 (0:11.75)	1:03.86 (0:12.38)	0:51.48 (0:12.83)	0:38.65 (0:12.72)	0:25.93 (0:12.58)	0:38.65

Rank	TAB	Horse/Jockey	Barrier	Top Speed [km/h]	Fastest Section	Distance Travelled [m]
11	5	BLANTONS RUN	10	62.1	0:11.86	+8
		Mark Du Plessis		1400m	1400m	

Scratched: Laridae (#15), Ain't Tellin (#14), Metcalfe (#7), Banksia Beach (#12), Bluepinot (#16)

[] Ranking at each section and finish
 -:-:- No data available at this section
 NA No data available

SCN Saddle cloth number
 DNF Did not finish
 DNT Did not track



Doomben QLD Professional

Race 10: LADBROKES CITY TO SURF QTIS 3YO - 1630m

30 November 2024 - 17:48



BRISBANE
RACING CLUB

Track Rating: Heavy 10, Weather: Showers, Rail Position: +4.5m Entire

Section				200m				Last 600m		
Field Times				0:13.35				0:38.65		
				(0:13.35)						
Rank	TAB	Horse/Jockey	Barrier	Top Speed [km/h]	Fastest Section	Margin			Distance Travelled [m]	
1	10	MOON SWEEPER Damien Thornton	1	63.6 1400m	0:11.65 1400m	0:13.35 [1] (0:13.35)	1:42.82		0:38.20	
2	2	APUNTAR Taylor Marshall	8	66.1 Overall	0:11.64 1400m	0:13.73 [2] (0:13.73)	2.67L		0:39.11	+3
3	13	SUN WORSHIPPER Emily Lang	9	62.9 1400m	0:11.79 1400m	0:13.20 [4] (0:13.20)	3.19L		0:38.07	+10
4	1	BEAU DAZZLER Jag Guthmann-Chester	3	63.6 Overall	0:11.94 1400m	0:13.08 [6] (0:13.08)	3.46L		0:38.21	+5
5	9	WOWZINO Bailey Wheeler	2	63.1 Overall	0:11.78 1400m	0:13.31 [7] (0:13.31)	4.86L		0:38.85	+4
6	4	ITALIAN RIVIERA Kyle Wilson-Taylor	7	63.5 Overall	0:11.80 1400m	0:13.77 [5] (0:13.77)	7.26L		0:39.17	+6
7	11	PROPOSE Jake Bayliss	4	63.4 1400m	0:11.78 1200m	0:13.73 [9] (0:13.73)	8.11L		0:39.12	+17
8	8	NOBLE DECREE Angela Jones	5	64.5 Overall	0:11.64 1400m	0:14.16 [3] (0:14.16)	8.38L		0:39.79	+3
9	3	CAN'T RECALL ONE James Orman	11	64.8 1400m	0:11.44 1400m	0:14.21 [10] (0:14.21)	11.06L		0:39.91	+2
10	6	CHAPARRAL CHASE Nikita Beriman	6	63.3 Overall	0:11.86 1400m	0:14.55 [8] (0:14.55)	12.54L		0:40.26	+9

Scratched: Laridae (#15), Ain't Tellin (#14), Metcalfe (#7), Banksia Beach (#12), Bluepinot (#16)

Report Created: Sat 30 November 2024 18:13 GMT (Note: Timing is based on position data)

Page 3/15

[] Ranking at each section and finish
 -:-:- No data available at this section
 NA No data available

SCN Saddle cloth number
 DNF Did not finish
 DNT Did not track

data processed by  TRIPLES DATA



Doomben QLD Professional

Race 10: LADBROKES CITY TO SURF QTIS 3YO - 1630m

30 November 2024 - 17:48



BRISBANE
RACING CLUB

Track Rating: Heavy 10, Weather: Showers, Rail Position: +4.5m Entire

Section		200m		Last 600m		
Field Times		0:13.35 (0:13.35)		0:38.65		
Rank	TAB Horse/Jockey	Barrier	Top Speed [km/h]	Fastest Section	Margin	Distance Travelled [m]
11	5 BLANTONS RUN	10	62.1	0:11.86	0:16.17 [11]	23.98L
	Mark Du Plessis		1400m	1400m	(0:16.17)	
						0:41.75 +8

Scratched: Laridae (#15), Ain't Tellin (#14), Metcalfe (#7), Banksia Beach (#12), Bluepinot (#16)

[] Ranking at each section and finish
 -:-:- No data available at this section
 NA No data available

SCN Saddle cloth number
 DNF Did not finish
 DNT Did not track



Horse/Jockey Name	Moon Sweeper
Final Rank	1
Fastest Section Time (Section)	0:11.65 (1400m)
Top Speed [km/h] (Section)	63.6 (1400m)
Race State	Finished



Doomben QLD Professional

Race 10: LADBROKES CITY TO SURF QTIS 3YO - 1630m

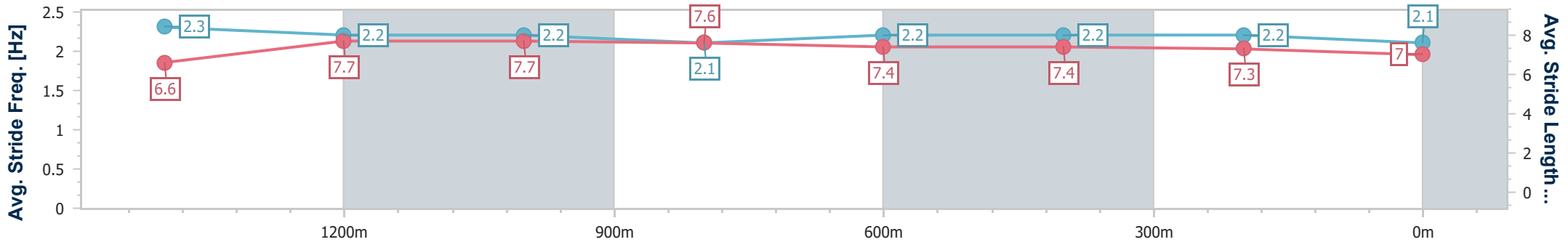
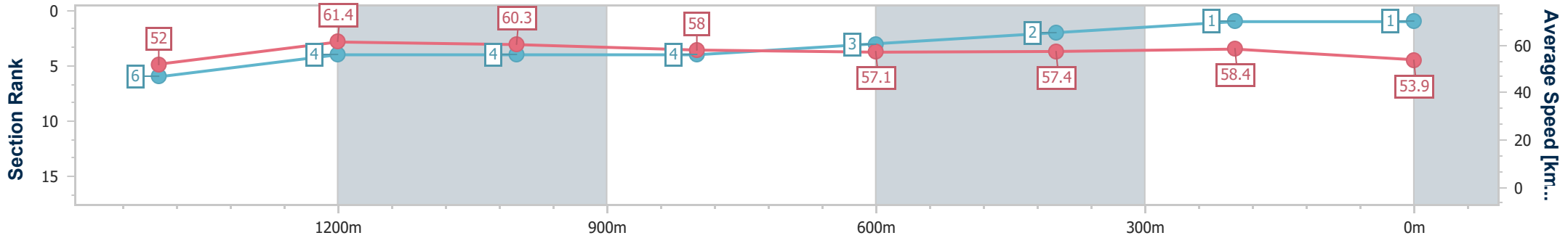
30 November 2024 - 17:48

Track Rating: Heavy 10, Weather: Showers, Rail Position: +4.5m Entire



BRISBANE RACING CLUB

Section	Overall	1400m	1200m	1000m	800m	600m	400m	200m
Section Times	1:42.82 [1] (0:15.93)	1:26.89 [6] (0:11.65)	1:15.24 [4] (0:11.95)	1:03.29 [4] (0:12.47)	0:50.82 [4] (0:12.62)	0:38.20 [3] (0:12.51)	0:25.69 [2] (0:12.34)	0:13.35 [1] (0:13.35)
Average Speed [km/h]	52.0	61.4	60.3	58.0	57.1	57.4	58.4	53.9
Top Speed [km/h]	62.5	63.6	61.3	60.1	58.3	58.2	58.9	57.5
Avg. Dist. to Rail [m]	1.0	0.9	1.3	1.5	0.4	0.2	2.0	3.9
Avg. Stride Freq. [Hz]	2.3	2.2	2.2	2.1	2.2	2.2	2.2	2.1
Avg. Stride Length [m]	6.6	7.7	7.7	7.6	7.4	7.4	7.3	7.0



- [] Ranking at each section and finish
- .-.- No data available at this section
- NA No data available



Horse/Jockey Name	Apuntar
Final Rank	2
Fastest Section Time (Section)	0:11.64 (1400m)
Top Speed [km/h] (Section)	66.1 (Overall)
Race State	Finished



Doomben QLD Professional

Race 10: LADBROKES CITY TO SURF QTIS 3YO - 1630m

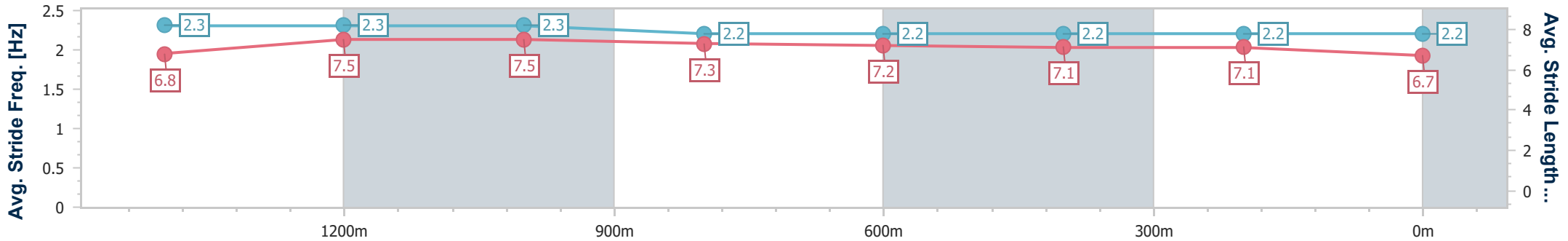
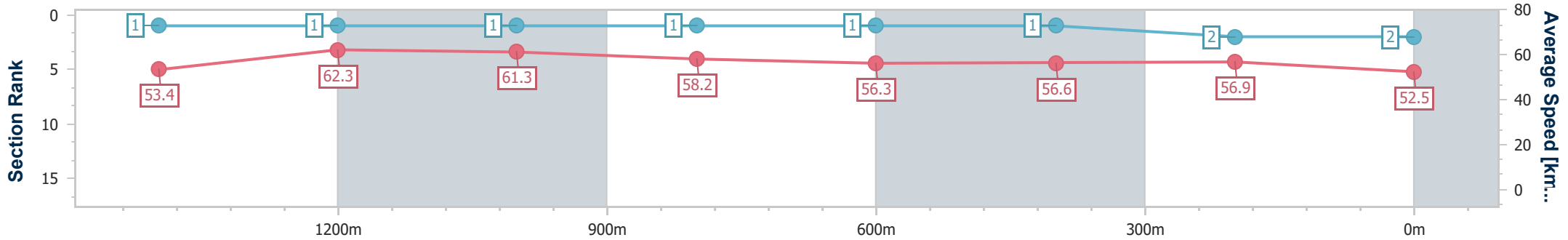
30 November 2024 - 17:48

Track Rating: Heavy 10, Weather: Showers, Rail Position: +4.5m Entire



BRISBANE RACING CLUB

Section	Overall	1400m	1200m	1000m	800m	600m	400m	200m
Section Times	1:43.28 [2] (0:15.57)	1:27.71 [1] (0:11.64)	1:16.07 [1] (0:11.75)	1:04.32 [1] (0:12.38)	0:51.94 [1] (0:12.83)	0:39.11 [1] (0:12.72)	0:26.39 [1] (0:12.66)	0:13.73 [2] (0:13.73)
Average Speed [km/h]	53.4	62.3	61.3	58.2	56.3	56.6	56.9	52.5
Top Speed [km/h]	66.1	64.5	62.7	60.6	57.4	57.1	57.7	55.9
Avg. Dist. to Rail [m]	5.1	1.6	1.8	0.8	0.4	0.2	1.9	3.5
Avg. Stride Freq. [Hz]	2.3	2.3	2.3	2.2	2.2	2.2	2.2	2.2
Avg. Stride Length [m]	6.8	7.5	7.5	7.3	7.2	7.1	7.1	6.7



- [] Ranking at each section and finish
- .-.- No data available at this section
- NA No data available



Horse/Jockey Name	Sun Worshipper
Final Rank	3
Fastest Section Time (Section)	0:11.79 (1400m)
Top Speed [km/h] (Section)	62.9 (1400m)
Race State	Finished



Doomben QLD Professional

Race 10: LADBROKES CITY TO SURF QTIS 3YO - 1630m

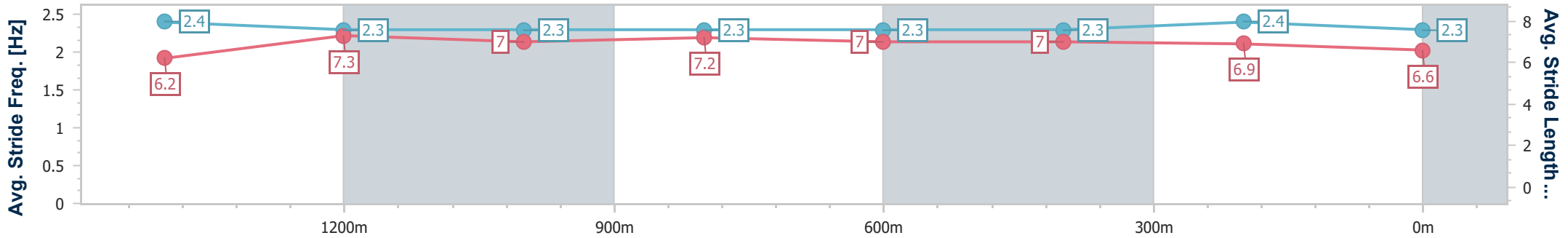
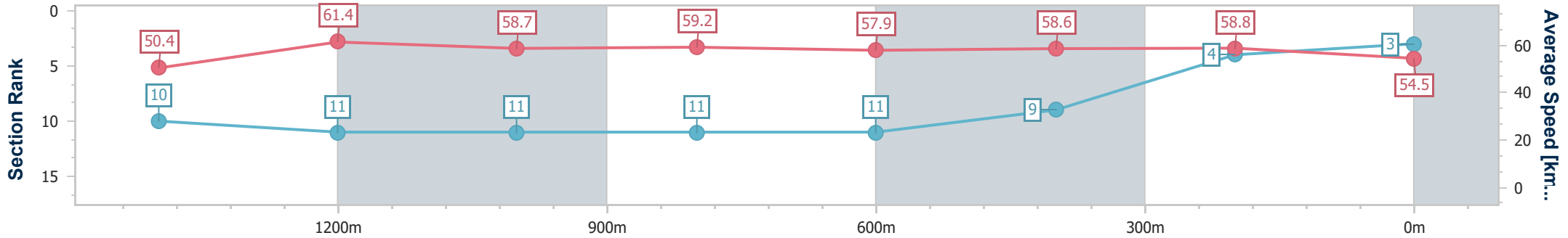
30 November 2024 - 17:48

Track Rating: Heavy 10, Weather: Showers, Rail Position: +4.5m Entire



BRISBANE RACING CLUB

Section	Overall	1400m	1200m	1000m	800m	600m	400m	200m
Section Times	1:43.36 [3] (0:16.42)	1:26.94 [10] (0:11.79)	1:15.15 [11] (0:12.26)	1:02.89 [11] (0:12.26)	0:50.63 [11] (0:12.56)	0:38.07 [11] (0:12.49)	0:25.58 [9] (0:12.38)	0:13.20 [4] (0:13.20)
Average Speed [km/h]	50.4	61.4	58.7	59.2	57.9	58.6	58.8	54.5
Top Speed [km/h]	61.4	62.9	59.8	60.7	59.8	59.8	59.8	58.1
Avg. Dist. to Rail [m]	4.3	0.9	2.0	2.6	2.6	2.9	7.7	11.9
Avg. Stride Freq. [Hz]	2.4	2.3	2.3	2.3	2.3	2.3	2.4	2.3
Avg. Stride Length [m]	6.2	7.3	7.0	7.2	7.0	7.0	6.9	6.6



- [] Ranking at each section and finish
- .-.- No data available at this section
- NA No data available



Horse/Jockey Name	Beau Dazzler
Final Rank	4
Fastest Section Time (Section)	0:11.94 (1400m)
Top Speed [km/h] (Section)	63.6 (Overall)
Race State	Finished



Doomben QLD Professional

Race 10: LADBROKES CITY TO SURF QTIS 3YO - 1630m

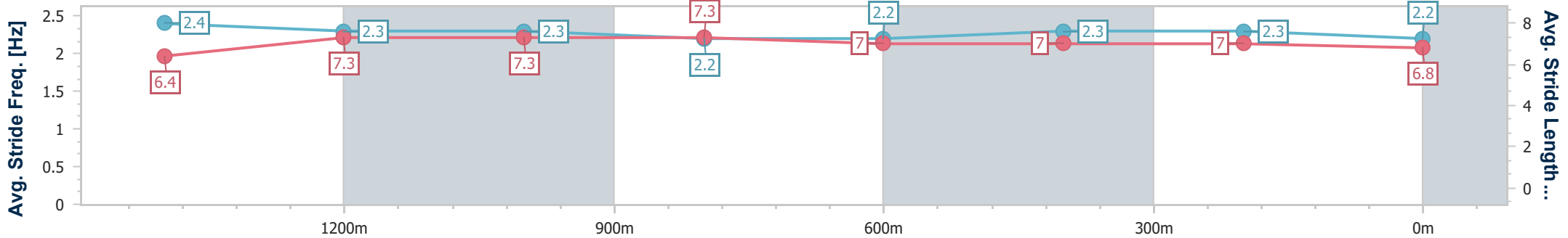
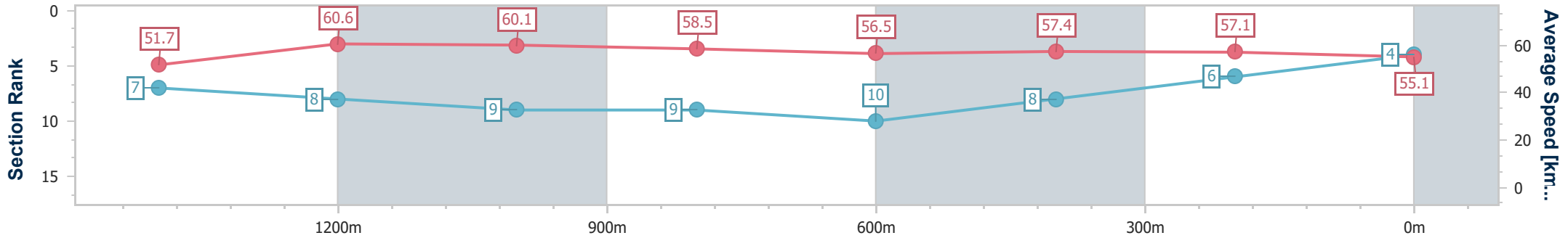
30 November 2024 - 17:48

Track Rating: Heavy 10, Weather: Showers, Rail Position: +4.5m Entire



BRISBANE RACING CLUB

Section	Overall	1400m	1200m	1000m	800m	600m	400m	200m
Section Times	1:43.41 [4] (0:16.02)	1:27.39 [7] (0:11.94)	1:15.45 [8] (0:11.99)	1:03.46 [9] (0:12.39)	0:51.07 [9] (0:12.86)	0:38.21 [10] (0:12.58)	0:25.63 [8] (0:12.55)	0:13.08 [6] (0:13.08)
Average Speed [km/h]	51.7	60.6	60.1	58.5	56.5	57.4	57.1	55.1
Top Speed [km/h]	63.6	61.8	61.3	59.9	57.7	58.5	58.3	57.2
Avg. Dist. to Rail [m]	0.9	0.8	2.7	2.4	2.2	1.0	0.8	0.9
Avg. Stride Freq. [Hz]	2.4	2.3	2.3	2.2	2.2	2.3	2.3	2.2
Avg. Stride Length [m]	6.4	7.3	7.3	7.3	7.0	7.0	7.0	6.8



- [] Ranking at each section and finish
- .-.- No data available at this section
- NA No data available



Horse/Jockey Name	Wowzino
Final Rank	5
Fastest Section Time (Section)	0:11.78 (1400m)
Top Speed [km/h] (Section)	63.1 (Overall)
Race State	Finished



Doomben QLD Professional

Race 10: LADBROKES CITY TO SURF QTIS 3YO - 1630m

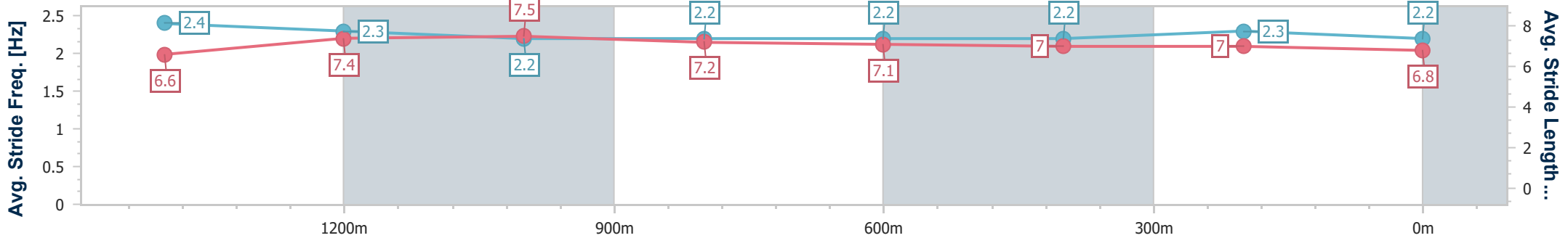
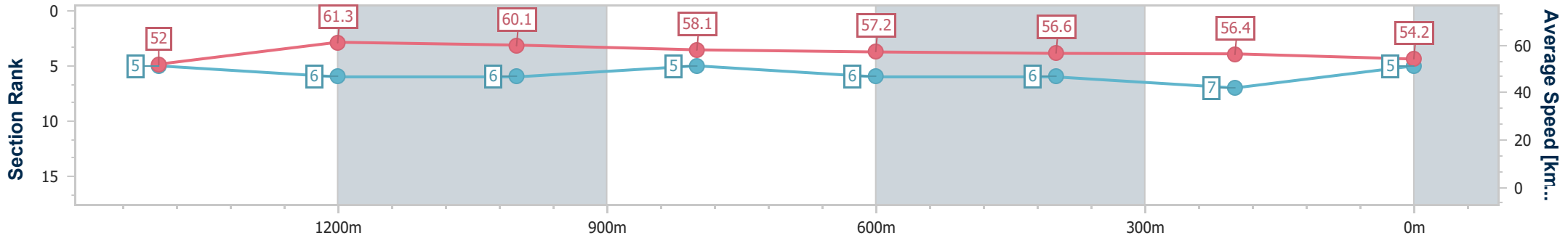
30 November 2024 - 17:48

Track Rating: Heavy 10, Weather: Showers, Rail Position: +4.5m Entire



BRISBANE RACING CLUB

Section	Overall	1400m	1200m	1000m	800m	600m	400m	200m
Section Times	1:43.65 [5] (0:15.89)	1:27.76 [5] (0:11.78)	1:15.98 [6] (0:11.99)	1:03.99 [6] (0:12.45)	0:51.54 [5] (0:12.69)	0:38.85 [6] (0:12.81)	0:26.04 [6] (0:12.73)	0:13.31 [7] (0:13.31)
Average Speed [km/h]	52.0	61.3	60.1	58.1	57.2	56.6	56.4	54.2
Top Speed [km/h]	63.1	62.9	61.1	60.2	58.3	57.4	57.3	57.3
Avg. Dist. to Rail [m]	0.5	0.6	1.9	1.8	1.7	1.1	0.9	3.0
Avg. Stride Freq. [Hz]	2.4	2.3	2.2	2.2	2.2	2.2	2.3	2.2
Avg. Stride Length [m]	6.6	7.4	7.5	7.2	7.1	7.0	7.0	6.8



- [] Ranking at each section and finish
- .-.- No data available at this section
- NA No data available



Horse/Jockey Name	Italian Riviera
Final Rank	6
Fastest Section Time (Section)	0:11.80 (1400m)
Top Speed [km/h] (Section)	63.5 (Overall)
Race State	Finished



Doomben QLD Professional

Race 10: LADBROKES CITY TO SURF QTIS 3YO - 1630m

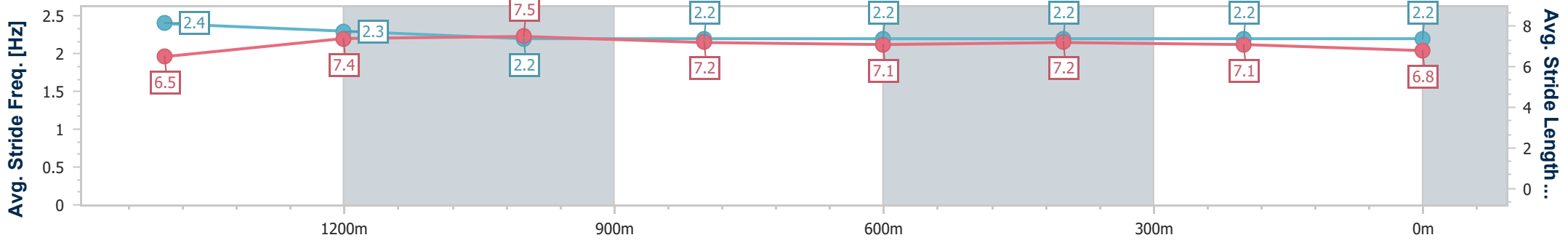
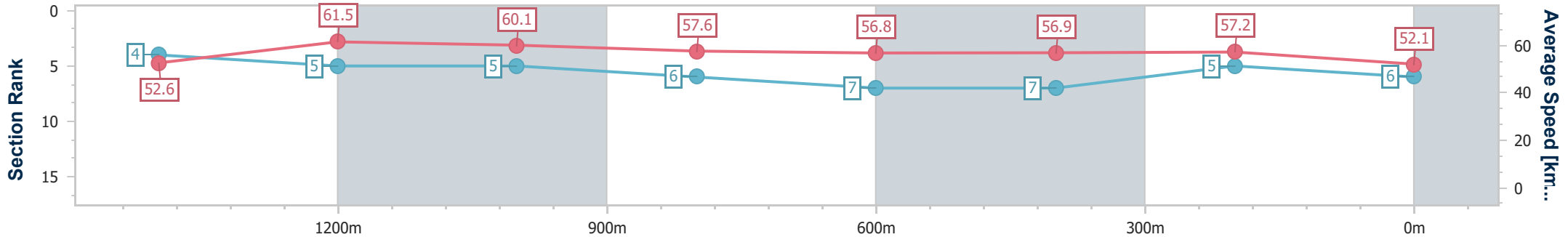
30 November 2024 - 17:48

Track Rating: Heavy 10, Weather: Showers, Rail Position: +4.5m Entire



BRISBANE RACING CLUB

Section	Overall	1400m	1200m	1000m	800m	600m	400m	200m
Section Times	1:44.06 [6] (0:15.80)	1:28.26 [4] (0:11.80)	1:16.46 [5] (0:12.00)	1:04.46 [5] (0:12.56)	0:51.90 [6] (0:12.73)	0:39.17 [7] (0:12.79)	0:26.38 [7] (0:12.61)	0:13.77 [5] (0:13.77)
Average Speed [km/h]	52.6	61.5	60.1	57.6	56.8	56.9	57.2	52.1
Top Speed [km/h]	63.5	62.7	60.6	58.9	58.1	57.4	58.3	55.6
Avg. Dist. to Rail [m]	3.9	1.7	2.6	3.0	1.0	1.0	2.8	6.2
Avg. Stride Freq. [Hz]	2.4	2.3	2.2	2.2	2.2	2.2	2.2	2.2
Avg. Stride Length [m]	6.5	7.4	7.5	7.2	7.1	7.2	7.1	6.8



- [] Ranking at each section and finish
- .-.- No data available at this section
- NA No data available



Horse/Jockey Name	Propose
Final Rank	7
Fastest Section Time (Section)	0:11.78 (1200m)
Top Speed [km/h] (Section)	63.4 (1400m)
Race State	Finished



Doomben QLD Professional

Race 10: LADBROKES CITY TO SURF QTIS 3YO - 1630m

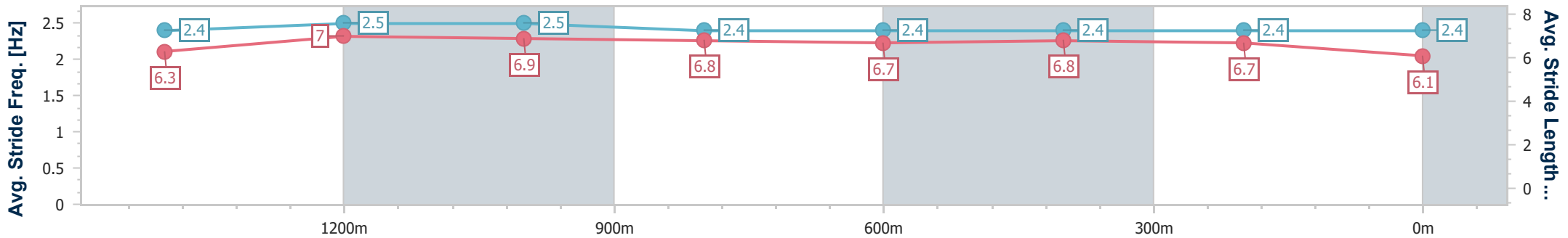
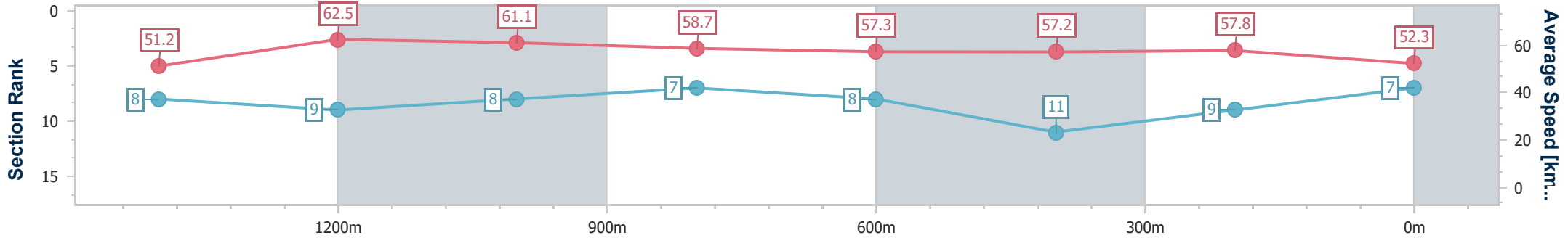
30 November 2024 - 17:48

Track Rating: Heavy 10, Weather: Showers, Rail Position: +4.5m Entire



BRISBANE RACING CLUB

Section	Overall	1400m	1200m	1000m	800m	600m	400m	200m
Section Times	1:44.20 [7] (0:16.18)	1:28.02 [8] (0:11.80)	1:16.22 [9] (0:11.78)	1:04.44 [8] (0:12.42)	0:52.02 [7] (0:12.90)	0:39.12 [8] (0:12.86)	0:26.26 [11] (0:12.53)	0:13.73 [9] (0:13.73)
Average Speed [km/h]	51.2	62.5	61.1	58.7	57.3	57.2	57.8	52.3
Top Speed [km/h]	60.9	63.4	61.9	60.2	59.4	59.4	59.3	56.2
Avg. Dist. to Rail [m]	2.2	3.3	5.7	4.7	5.2	3.4	4.3	9.1
Avg. Stride Freq. [Hz]	2.4	2.5	2.5	2.4	2.4	2.4	2.4	2.4
Avg. Stride Length [m]	6.3	7.0	6.9	6.8	6.7	6.8	6.7	6.1



- [] Ranking at each section and finish
- .-.- No data available at this section
- NA No data available



Horse/Jockey Name	Noble Decree
Final Rank	8
Fastest Section Time (Section)	0:11.64 (1400m)
Top Speed [km/h] (Section)	64.5 (Overall)
Race State	Finished



Doomben QLD Professional

Race 10: LADBROKES CITY TO SURF QTIS 3YO - 1630m

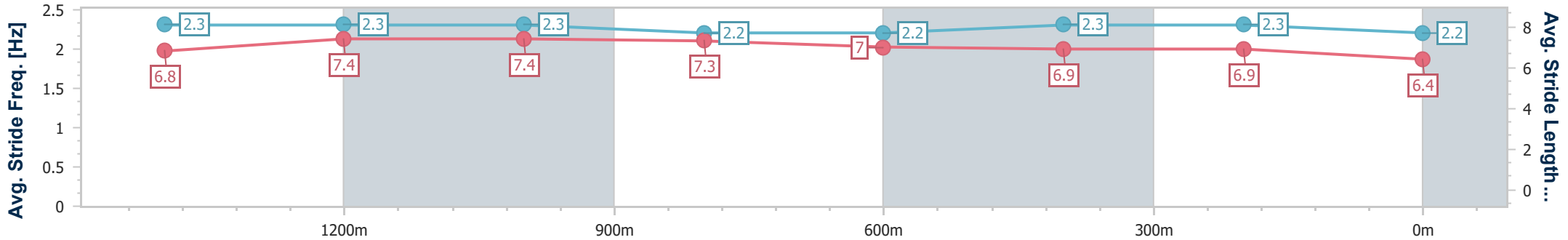
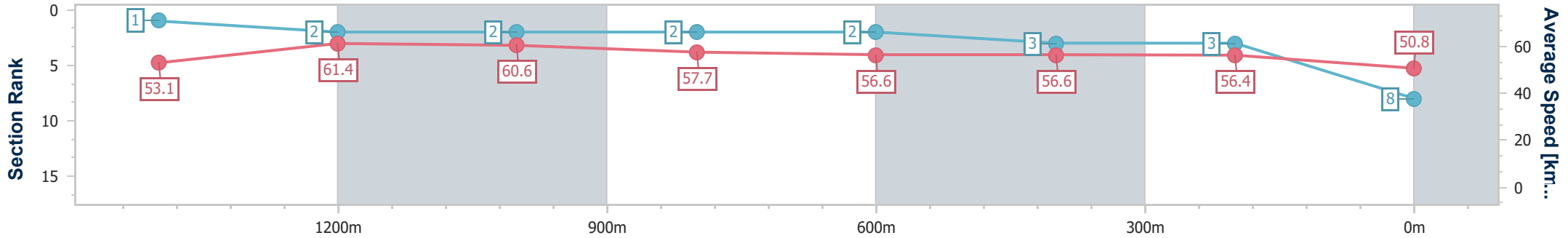
30 November 2024 - 17:48

Track Rating: Heavy 10, Weather: Showers, Rail Position: +4.5m Entire



BRISBANE RACING CLUB

Section	Overall	1400m	1200m	1000m	800m	600m	400m	200m					
Section Times	1:44.25 [8] (0:15.57)	1:28.68 [1] (0:11.64)	1:17.04 [2] (0:11.89)	1:05.15 [2] (0:12.54)	0:52.61 [2] (0:12.82)	0:39.79 [2] (0:12.83)	0:26.96 [3] (0:12.80)	0:14.16 [3] (0:14.16)					
Average Speed [km/h]	53.1	61.4	60.6	57.7	56.6	56.6	56.4	50.8					
Top Speed [km/h]	64.5	64.4	61.4	59.4	57.3	57.3	57.7	54.5					
Avg. Dist. to Rail [m]	2.0	0.9	0.3	1.6	1.3	1.4	3.8	7.9					
Avg. Stride Freq. [Hz]	2.3	2.3	2.3	2.2	2.2	2.3	2.3	2.2					
Avg. Stride Length [m]	6.8	7.4	7.4	7.3	7.0	6.9	6.9	6.4					



- [] Ranking at each section and finish
- .-.- No data available at this section
- NA No data available



Horse/Jockey Name	Can't Recall One
Final Rank	9
Fastest Section Time (Section)	0:11.44 (1400m)
Top Speed [km/h] (Section)	64.8 (1400m)
Race State	Finished



Doomben QLD Professional

Race 10: LADBROKES CITY TO SURF QTIS 3YO - 1630m

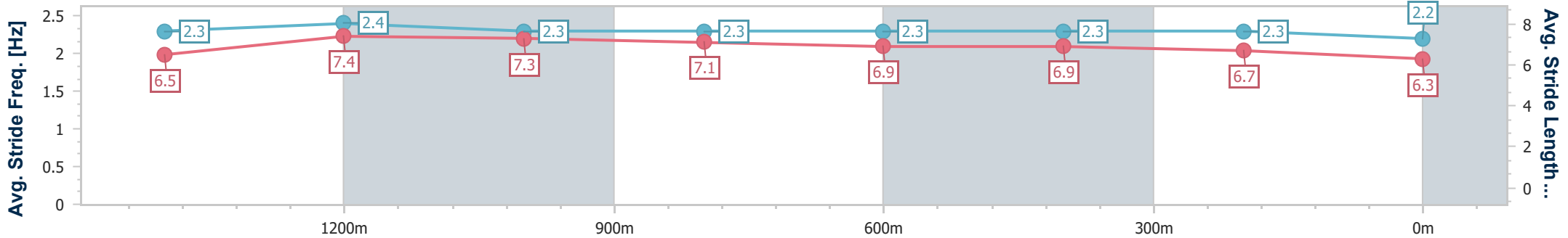
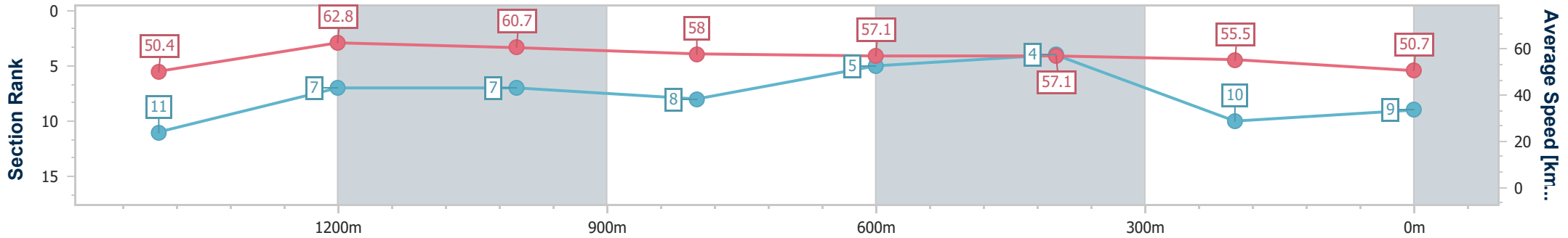
30 November 2024 - 17:48

Track Rating: Heavy 10, Weather: Showers, Rail Position: +4.5m Entire



BRISBANE RACING CLUB

Section	Overall	1400m	1200m	1000m	800m	600m	400m	200m
Section Times	1:44.70 [9] (0:16.48)	1:28.22 [11] (0:11.44)	1:16.78 [7] (0:11.82)	1:04.96 [7] (0:12.46)	0:52.50 [8] (0:12.59)	0:39.91 [5] (0:12.69)	0:27.22 [4] (0:13.01)	0:14.21 [10] (0:14.21)
Average Speed [km/h]	50.4	62.8	60.7	58.0	57.1	57.1	55.5	50.7
Top Speed [km/h]	62.4	64.8	61.3	60.4	61.1	60.9	56.7	54.4
Avg. Dist. to Rail [m]	6.0	0.4	1.0	0.9	0.2	0.9	2.2	4.8
Avg. Stride Freq. [Hz]	2.3	2.4	2.3	2.3	2.3	2.3	2.3	2.2
Avg. Stride Length [m]	6.5	7.4	7.3	7.1	6.9	6.9	6.7	6.3



- [] Ranking at each section and finish
- .-.- No data available at this section
- NA No data available



Horse/Jockey Name	Chaparral Chase
Final Rank	10
Fastest Section Time (Section)	0:11.86 (1400m)
Top Speed [km/h] (Section)	63.3 (Overall)
Race State	Finished



Doomben QLD Professional

Race 10: LADBROKES CITY TO SURF QTIS 3YO - 1630m

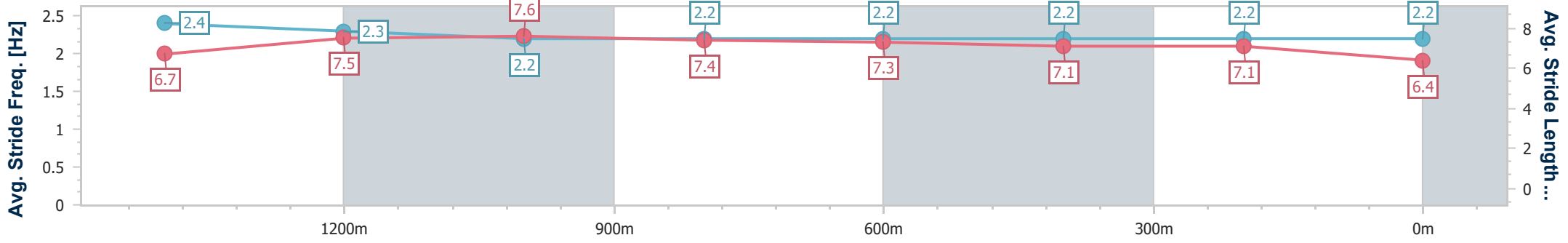
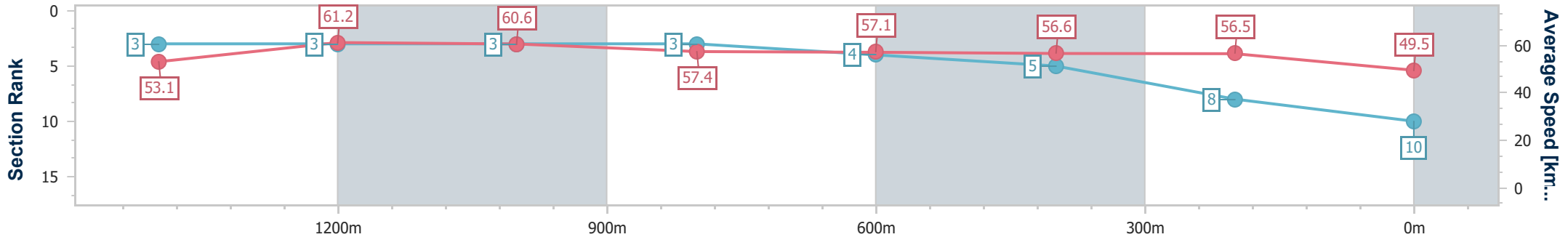
30 November 2024 - 17:48

Track Rating: Heavy 10, Weather: Showers, Rail Position: +4.5m Entire



BRISBANE RACING CLUB

Section	Overall	1400m	1200m	1000m	800m	600m	400m	200m
Section Times	1:44.96 [10] (0:15.59)	1:29.37 [3] (0:11.86)	1:17.51 [3] (0:11.90)	1:05.61 [3] (0:12.58)	0:53.03 [3] (0:12.77)	0:40.26 [4] (0:12.88)	0:27.38 [5] (0:12.83)	0:14.55 [8] (0:14.55)
Average Speed [km/h]	53.1	61.2	60.6	57.4	57.1	56.6	56.5	49.5
Top Speed [km/h]	63.3	62.8	61.4	59.8	57.6	57.9	57.5	54.2
Avg. Dist. to Rail [m]	3.3	1.6	2.1	2.0	1.9	2.7	5.4	11.0
Avg. Stride Freq. [Hz]	2.4	2.3	2.2	2.2	2.2	2.2	2.2	2.2
Avg. Stride Length [m]	6.7	7.5	7.6	7.4	7.3	7.1	7.1	6.4



- [] Ranking at each section and finish
- .-.- No data available at this section
- NA No data available



Horse/Jockey Name	Blantons Run
Final Rank	11
Fastest Section Time (Section)	0:11.86 (1400m)
Top Speed [km/h] (Section)	62.1 (1400m)
Race State	Finished



Doomben QLD Professional

Race 10: LADBROKES CITY TO SURF QTIS 3YO - 1630m

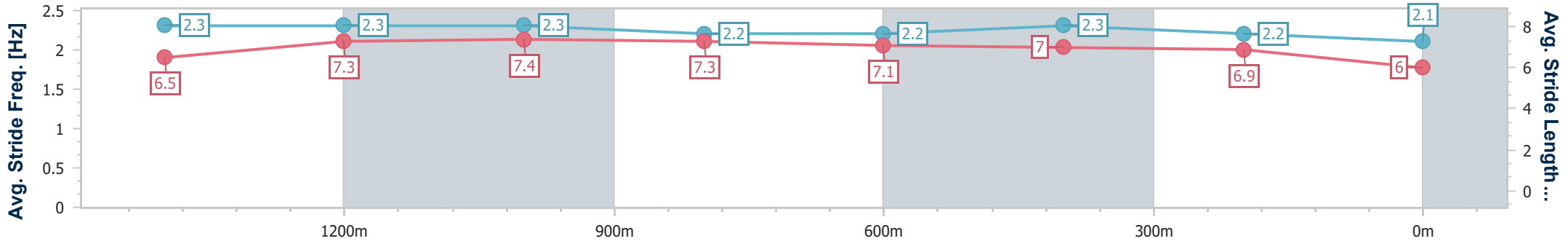
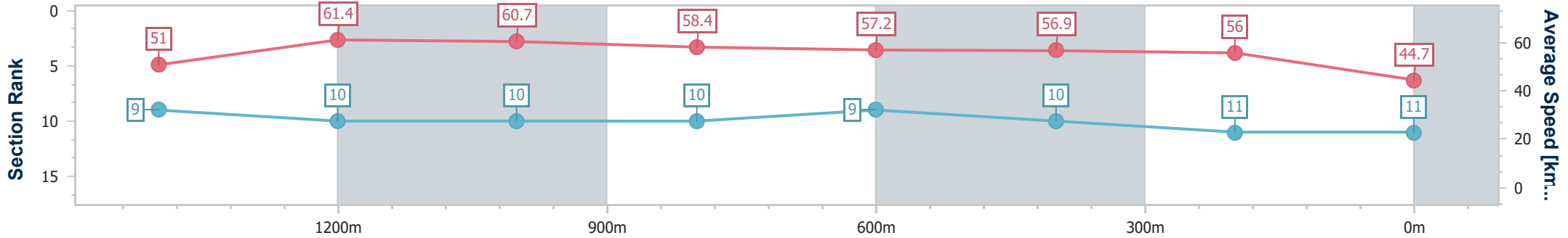
30 November 2024 - 17:48

Track Rating: Heavy 10, Weather: Showers, Rail Position: +4.5m Entire



BRISBANE RACING CLUB

Section	Overall	1400m	1200m	1000m	800m	600m	400m	200m
Section Times	1:46.90 [11] (0:16.31)	1:30.59 [9] (0:11.86)	1:18.73 [10] (0:11.90)	1:06.83 [10] (0:12.35)	0:54.48 [10] (0:12.73)	0:41.75 [9] (0:12.74)	0:29.01 [10] (0:12.84)	0:16.17 [11] (0:16.17)
Average Speed [km/h]	51.0	61.4	60.7	58.4	57.2	56.9	56.0	44.7
Top Speed [km/h]	60.9	62.1	61.4	60.1	59.1	59.0	57.3	53.8
Avg. Dist. to Rail [m]	6.1	1.6	2.2	2.1	2.2	1.3	2.8	7.3
Avg. Stride Freq. [Hz]	2.3	2.3	2.3	2.2	2.2	2.3	2.2	2.1
Avg. Stride Length [m]	6.5	7.3	7.4	7.3	7.1	7.0	6.9	6.0



- [] Ranking at each section and finish
- .-.- No data available at this section
- NA No data available