



Aquis Park Gold Coast QLD Professional
Race 8: TAB 2YO CALCUTTA BOOK NOW BENCHMARK 55 Handicap - 1100m
30 November 2024 - 17:26



Track Rating: Heavy 9, Weather: Showers, Rail Position: True

Section		Field Times											
Overall	1000m	800m	600m	400m	200m	Last 600m							
1:05.78 (0:07.93)	0:57.85 (0:11.15)	0:46.70 (0:10.94)	0:35.76 (0:11.34)	0:24.42 (0:12.00)	0:12.42 (0:12.42)	0:35.76							
Rank	TAB	Horse/Jockey	Barrier	Top Speed [km/h]	Fastest Section	Overall	1000m	800m	600m	400m	200m	Margin	Distance Travelled [m]
1	11	INDUBITABLY Ryan Wiggins	3	67.2	0:08.11	1:05.78 [1] (0:08.11)	0:57.67 [3] (0:11.22)	0:46.45 [4] (0:11.06)	0:35.39 [4] (0:11.18)	0:24.21 [2] (0:11.79)	0:12.42 [1] (0:12.42)	1:05.78	0:35.39
2	1	SELOUS Corey Sutherland	11	66.3	0:08.57	1:05.93 [2] (0:08.57)	0:57.36 [8] (0:11.33)	0:46.03 [8] (0:11.15)	0:34.88 [8] (0:11.40)	0:23.48 [8] (0:11.50)	0:11.98 [6] (0:11.98)	0.8L	0:34.88 +5
3	15	ALPINE LADY Brandon Lerena	19	66.6	0:08.89	1:06.25 [3] (0:08.89)	0:57.36 [12] (0:11.51)	0:45.85 [12] (0:11.10)	0:34.75 [12] (0:11.26)	0:23.49 [12] (0:11.49)	0:12.00 [10] (0:12.00)	2.6L	0:34.75 +5
4	8	MILEY'S MEMORY Jason Taylor	13	67.8	0:08.20	1:06.30 [4] (0:08.20)	0:58.10 [4] (0:11.06)	0:47.04 [3] (0:11.08)	0:35.96 [3] (0:11.50)	0:24.46 [4] (0:11.99)	0:12.47 [4] (0:12.47)	2.8L	0:35.96 +9
5	13	OUTWITTED Jasper Franklin	8	66.1	0:08.34	1:06.35 [5] (0:08.34)	0:58.01 [5] (0:11.29)	0:46.72 [7] (0:11.11)	0:35.61 [7] (0:11.34)	0:24.27 [7] (0:11.87)	0:12.40 [6] (0:12.40)	3L	0:35.61 +1
6	7	SAMBUCA Paul Hammersley	2	66.9	0:08.34	1:06.38 [6] (0:08.34)	0:58.04 [6] (0:11.21)	0:46.83 [5] (0:10.92)	0:35.91 [5] (0:11.45)	0:24.46 [5] (0:11.79)	0:12.67 [3] (0:12.67)	3.2L	0:35.91 -2
7	3	CLIPPER SHIP Jai Williams	1	66.7	0:08.80	1:06.50 [7] (0:08.80)	0:57.70 [9] (0:11.25)	0:46.45 [9] (0:11.21)	0:35.24 [10] (0:11.25)	0:23.99 [9] (0:11.72)	0:12.27 [9] (0:12.27)	3.7L	0:35.24 -2
8	5	RUM DIARY Michael Cahill	9	67.1	0:08.39	1:06.64 [8] (0:08.39)	0:58.25 [7] (0:11.22)	0:47.03 [6] (0:11.06)	0:35.97 [6] (0:11.41)	0:24.56 [6] (0:11.91)	0:12.65 [8] (0:12.65)	4.5L	0:35.97 +5
9	2	PANGAEA Jace McMurray	4	65.7	0:08.86	1:06.75 [9] (0:08.86)	0:57.89 [10] (0:11.27)	0:46.62 [11] (0:11.16)	0:35.46 [11] (0:11.41)	0:24.05 [11] (0:11.59)	0:12.46 [11] (0:12.46)	5L	0:35.46 -2
10	12	WARRIOR CHIEF Courtney Bellamy	14	66.9	0:07.93	1:06.89 [10] (0:07.93)	0:58.96 [1] (0:11.15)	0:47.81 [1] (0:10.94)	0:36.87 [1] (0:11.34)	0:25.53 [1] (0:12.03)	0:13.50 [2] (0:13.50)	5.8L	0:36.87 -3

Scratched: Laser Beam (#20), Hidden Melody (#4), Noble Intent (#18), Board Member (#6), Smart Action (#16), Beau's Girl (#17), Miss Money Penny (#9), Thunderous (#14)

[] Ranking at each section and finish
 -:-:- No data available at this section
 NA No data available
 SCN Saddle cloth number
 DNF Did not finish
 DNT Did not track



Aquis Park Gold Coast QLD Professional
Race 8: TAB 2YO CALCUTTA BOOK NOW BENCHMARK 55 Handicap - 1100m
30 November 2024 - 17:26



Track Rating: Heavy 9, Weather: Showers, Rail Position: True

Section		Overall	1000m	800m	600m	400m	200m	Last 600m					
Field Times		1:05.78 (0:07.93)	0:57.85 (0:11.15)	0:46.70 (0:10.94)	0:35.76 (0:11.34)	0:24.42 (0:12.00)	0:12.42 (0:12.42)	0:35.76					
Rank	TAB Horse/Jockey	Barrier	Top Speed [km/h]	Fastest Section	Margin							Distance Travelled [m]	
11	10 NOT A GURU Dylan Turner	17	67.2 1000m	0:08.87 Overall	1:07.23 [11] (0:08.87)	0:58.36 [11] (0:11.26)	0:47.10 [10] (0:11.13)	0:35.97 [9] (0:11.38)	0:24.59 [10] (0:11.84)	0:12.75 [12] (0:12.75)	7.8L	0:35.97	+6
12	19 SHINSHINTO Danny Peisley	16	68.2 1000m	0:08.11 Overall	1:07.54 [12] (0:08.11)	0:59.43 [2] (0:11.10)	0:48.33 [2] (0:10.91)	0:37.42 [2] (0:11.55)	0:25.87 [3] (0:12.27)	0:13.60 [5] (0:13.60)	9.6L	0:37.42	+8

Scratched: Laser Beam (#20), Hidden Melody (#4), Noble Intent (#18), Board Member (#6), Smart Action (#16), Beau's Girl (#17), Miss Money Penny (#9), Thunderous (#14)

[] Ranking at each section and finish
 -:-:-:- No data available at this section
 NA No data available

SCN Saddle cloth number
 DNF Did not finish
 DNT Did not track



Horse/Jockey Name	Indubitably
Final Rank	1
Fastest Section Time (Section)	0:08.11 (Overall)
Top Speed [km/h] (Section)	67.2 (1000m)
Race State	Finished



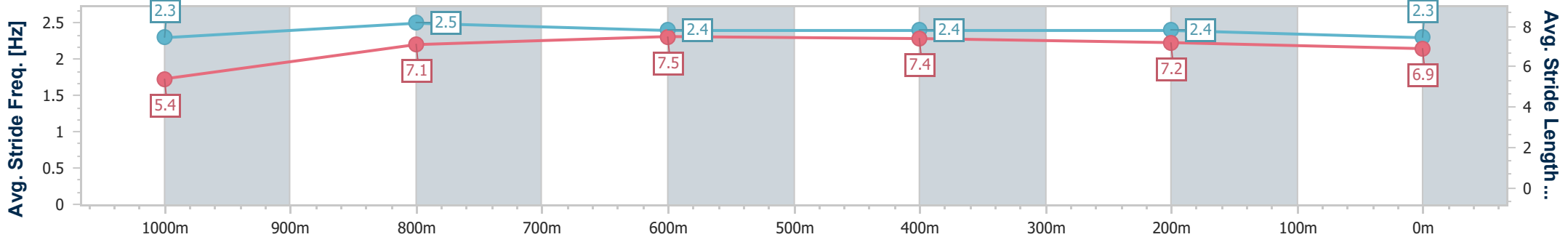
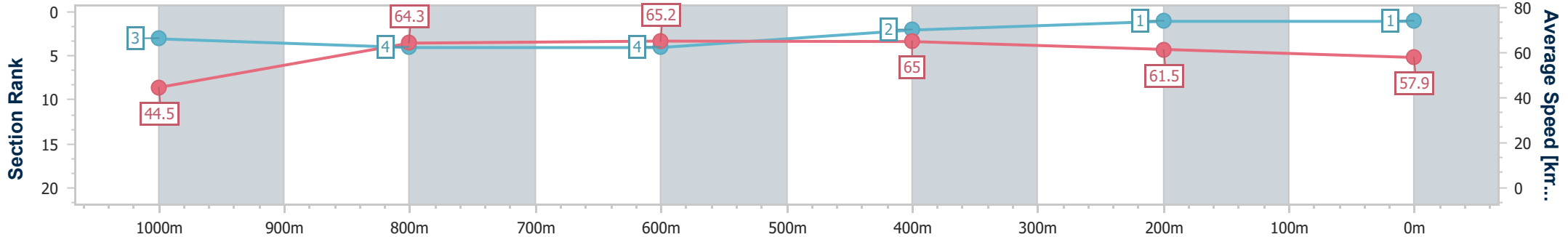
Aquis Park Gold Coast QLD Professional
 Race 8: TAB 2YO CALCUTTA BOOK NOW BENCHMARK 55
 Handicap - 1100m



30 November 2024 - 17:26

Track Rating: Heavy 9, Weather: Showers, Rail Position: True

Section	Overall	1000m	800m	600m	400m	200m
Section Times	1:05.78 [1] (0:08.11)	0:57.67 [3] (0:11.22)	0:46.45 [4] (0:11.06)	0:35.39 [4] (0:11.18)	0:24.21 [2] (0:11.79)	0:12.42 [1] (0:12.42)
Average Speed [km/h]	44.5	64.3	65.2	65.0	61.5	57.9
Top Speed [km/h]	61.4	67.2	66.4	66.2	63.7	60.1
Avg. Dist. to Rail [m]	2.6	1.0	0.9	1.6	6.5	7.2
Avg. Stride Freq. [Hz]	2.3	2.5	2.4	2.4	2.4	2.3
Avg. Stride Length [m]	5.4	7.1	7.5	7.4	7.2	6.9



- [] Ranking at each section and finish
- .-.- No data available at this section
- NA No data available



Horse/Jockey Name	Selous
Final Rank	2
Fastest Section Time (Section)	0:08.57 (Overall)
Top Speed [km/h] (Section)	66.3 (800m)
Race State	Finished



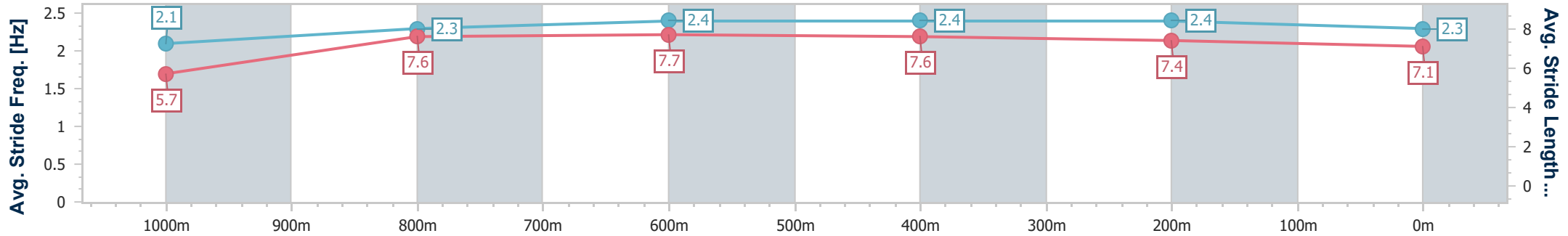
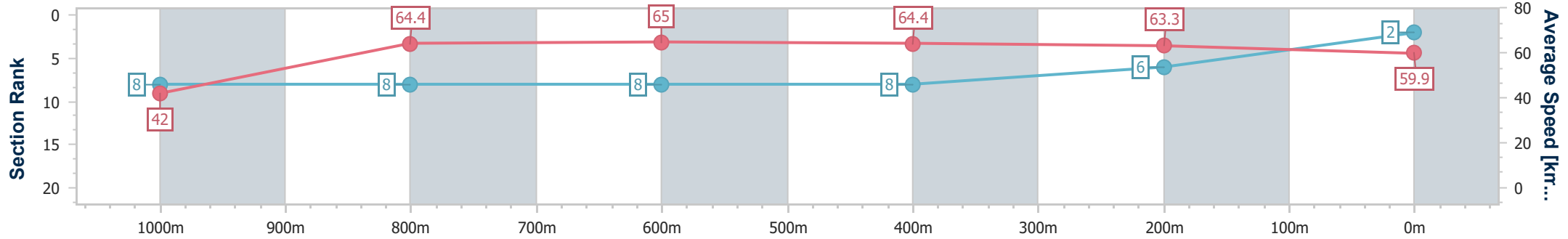
Aquis Park Gold Coast QLD Professional
Race 8: TAB 2YO CALCUTTA BOOK NOW BENCHMARK 55
Handicap - 1100m



30 November 2024 - 17:26

Track Rating: Heavy 9, Weather: Showers, Rail Position: True

Section	Overall	1000m	800m	600m	400m	200m
Section Times	1:05.93 [2] (0:08.57)	0:57.36 [8] (0:11.33)	0:46.03 [8] (0:11.15)	0:34.88 [8] (0:11.40)	0:23.48 [8] (0:11.50)	0:11.98 [6] (0:11.98)
Average Speed [km/h]	42.0	64.4	65.0	64.4	63.3	59.9
Top Speed [km/h]	60.5	66.2	66.3	65.0	64.0	63.3
Avg. Dist. to Rail [m]	6.4	2.6	3.0	3.0	10.6	12.3
Avg. Stride Freq. [Hz]	2.1	2.3	2.4	2.4	2.4	2.3
Avg. Stride Length [m]	5.7	7.6	7.7	7.6	7.4	7.1



- [] Ranking at each section and finish
- .-.- No data available at this section
- NA No data available



Horse/Jockey Name	Alpine Lady
Final Rank	3
Fastest Section Time (Section)	0:08.89 (Overall)
Top Speed [km/h] (Section)	66.6 (800m)
Race State	Finished



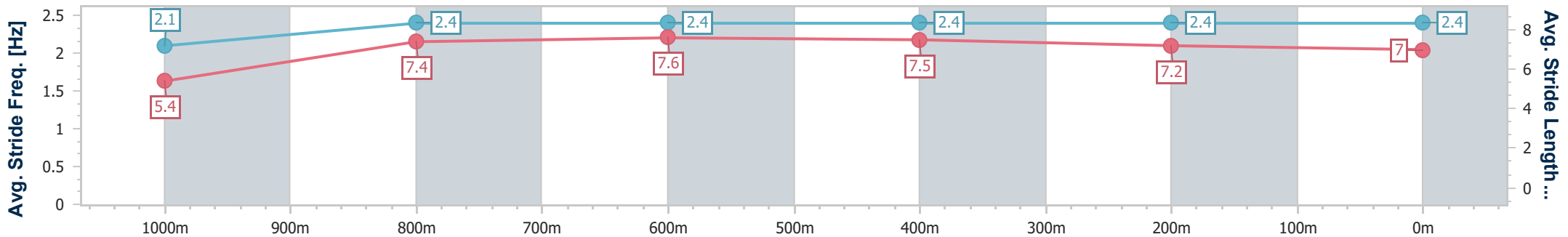
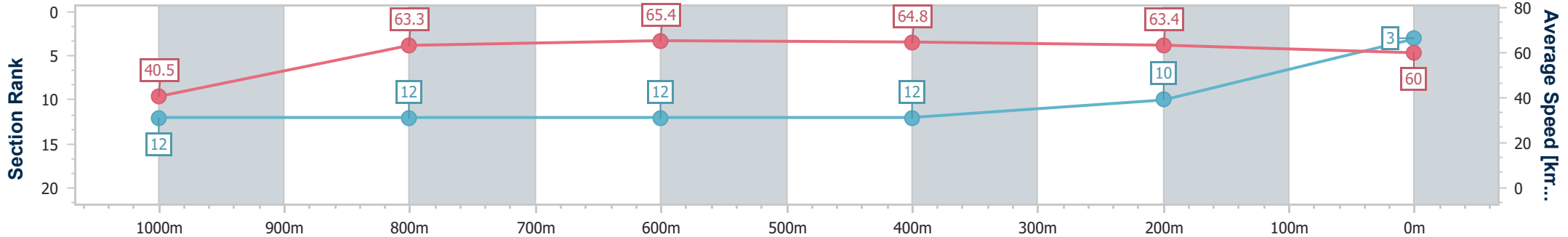
Aquis Park Gold Coast QLD Professional
 Race 8: TAB 2YO CALCUTTA BOOK NOW BENCHMARK 55
 Handicap - 1100m



30 November 2024 - 17:26

Track Rating: Heavy 9, Weather: Showers, Rail Position: True

Section	Overall	1000m	800m	600m	400m	200m
Section Times	1:06.25 [3] (0:08.89)	0:57.36 [12] (0:11.51)	0:45.85 [12] (0:11.10)	0:34.75 [12] (0:11.26)	0:23.49 [12] (0:11.49)	0:12.00 [10] (0:12.00)
Average Speed [km/h]	40.5	63.3	65.4	64.8	63.4	60.0
Top Speed [km/h]	59.2	66.5	66.6	66.6	64.1	62.5
Avg. Dist. to Rail [m]	9.1	2.8	1.8	2.8	11.7	15.9
Avg. Stride Freq. [Hz]	2.1	2.4	2.4	2.4	2.4	2.4
Avg. Stride Length [m]	5.4	7.4	7.6	7.5	7.2	7.0



- [] Ranking at each section and finish
- .-.- No data available at this section
- NA No data available



Horse/Jockey Name	Miley's Memory
Final Rank	4
Fastest Section Time (Section)	0:08.20 (Overall)
Top Speed [km/h] (Section)	67.8 (1000m)
Race State	Finished



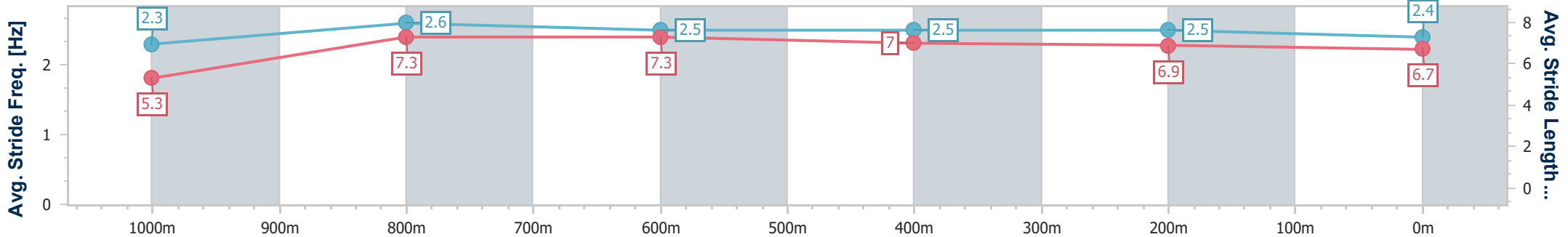
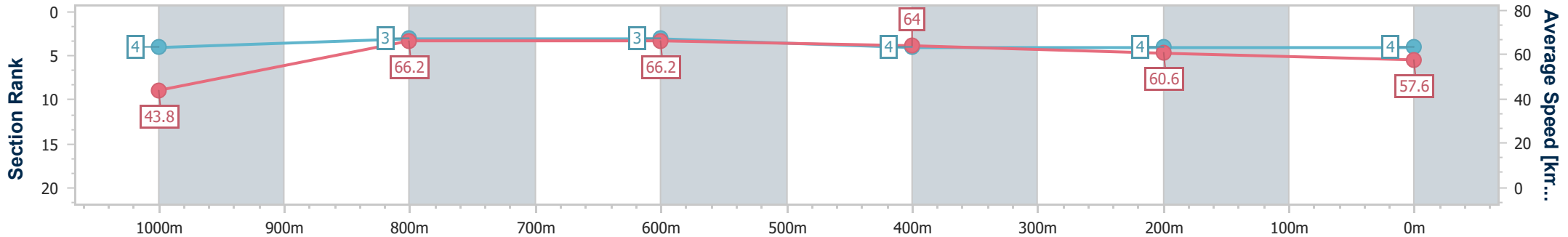
Aquis Park Gold Coast QLD Professional
 Race 8: TAB 2YO CALCUTTA BOOK NOW BENCHMARK 55
 Handicap - 1100m



30 November 2024 - 17:26

Track Rating: Heavy 9, Weather: Showers, Rail Position: True

Section	Overall	1000m	800m	600m	400m	200m
Section Times	1:06.30 [4] (0:08.20)	0:58.10 [4] (0:11.06)	0:47.04 [3] (0:11.08)	0:35.96 [3] (0:11.50)	0:24.46 [4] (0:11.99)	0:12.47 [4] (0:12.47)
Average Speed [km/h]	43.8	66.2	66.2	64.0	60.6	57.6
Top Speed [km/h]	63.1	67.8	67.0	66.3	61.7	59.5
Avg. Dist. to Rail [m]	7.5	4.1	4.4	3.8	8.2	9.3
Avg. Stride Freq. [Hz]	2.3	2.6	2.5	2.5	2.5	2.4
Avg. Stride Length [m]	5.3	7.3	7.3	7.0	6.9	6.7



- [] Ranking at each section and finish
- .-.- No data available at this section
- NA No data available



Horse/Jockey Name	Outwitted
Final Rank	5
Fastest Section Time (Section)	0:08.34 (Overall)
Top Speed [km/h] (Section)	66.1 (1000m)
Race State	Finished



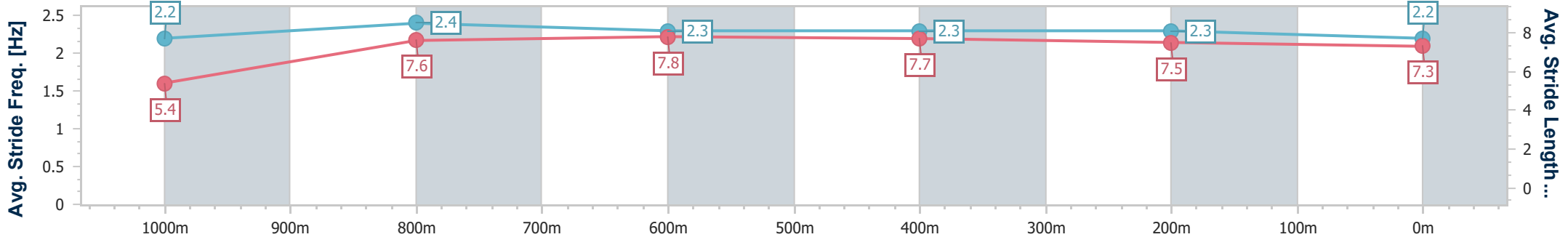
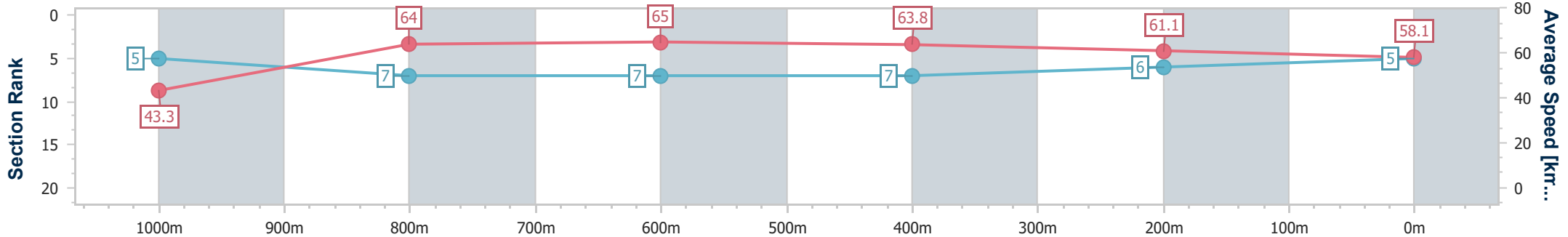
Aquis Park Gold Coast QLD Professional
 Race 8: TAB 2YO CALCUTTA BOOK NOW BENCHMARK 55
 Handicap - 1100m



30 November 2024 - 17:26

Track Rating: Heavy 9, Weather: Showers, Rail Position: True

Section	Overall	1000m	800m	600m	400m	200m
Section Times	1:06.35 [5] (0:08.34)	0:58.01 [5] (0:11.29)	0:46.72 [7] (0:11.11)	0:35.61 [7] (0:11.34)	0:24.27 [7] (0:11.87)	0:12.40 [6] (0:12.40)
Average Speed [km/h]	43.3	64.0	65.0	63.8	61.1	58.1
Top Speed [km/h]	61.1	66.1	65.9	65.2	62.3	59.7
Avg. Dist. to Rail [m]	4.3	1.1	0.6	1.7	5.8	5.7
Avg. Stride Freq. [Hz]	2.2	2.4	2.3	2.3	2.3	2.2
Avg. Stride Length [m]	5.4	7.6	7.8	7.7	7.5	7.3



- [] Ranking at each section and finish
- .-.- No data available at this section
- NA No data available



Horse/Jockey Name	Sambuca
Final Rank	6
Fastest Section Time (Section)	0:08.34 (Overall)
Top Speed [km/h] (Section)	66.9 (800m)
Race State	Finished



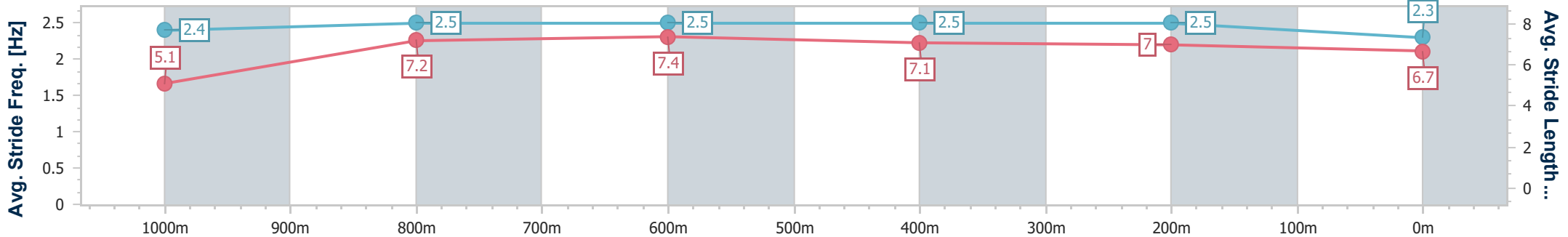
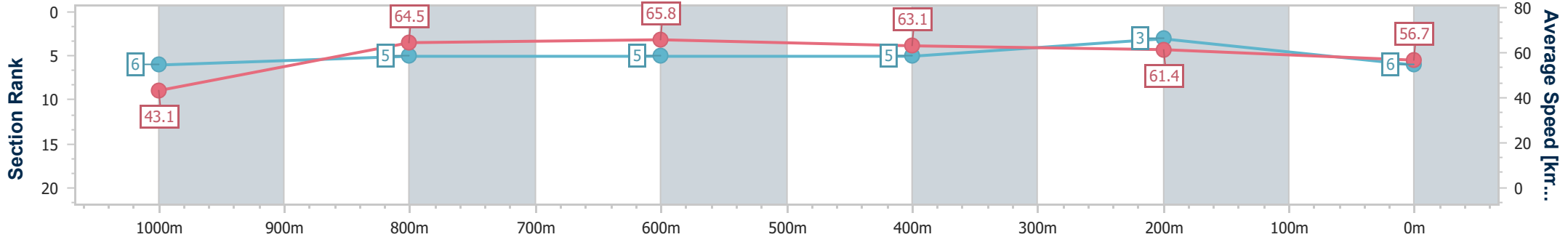
Aquis Park Gold Coast QLD Professional
 Race 8: TAB 2YO CALCUTTA BOOK NOW BENCHMARK 55
 Handicap - 1100m



30 November 2024 - 17:26

Track Rating: Heavy 9, Weather: Showers, Rail Position: True

Section	Overall	1000m	800m	600m	400m	200m
Section Times	1:06.38 [6] (0:08.34)	0:58.04 [6] (0:11.21)	0:46.83 [5] (0:10.92)	0:35.91 [5] (0:11.45)	0:24.46 [5] (0:11.79)	0:12.67 [3] (0:12.67)
Average Speed [km/h]	43.1	64.5	65.8	63.1	61.4	56.7
Top Speed [km/h]	62.1	65.7	66.9	64.7	63.0	58.5
Avg. Dist. to Rail [m]	3.1	1.3	0.8	1.1	5.1	6.4
Avg. Stride Freq. [Hz]	2.4	2.5	2.5	2.5	2.5	2.3
Avg. Stride Length [m]	5.1	7.2	7.4	7.1	7.0	6.7



- [] Ranking at each section and finish
- .-.- No data available at this section
- NA No data available



Horse/Jockey Name	Clipper Ship
Final Rank	7
Fastest Section Time (Section)	0:08.80 (Overall)
Top Speed [km/h] (Section)	66.7 (600m)
Race State	Finished



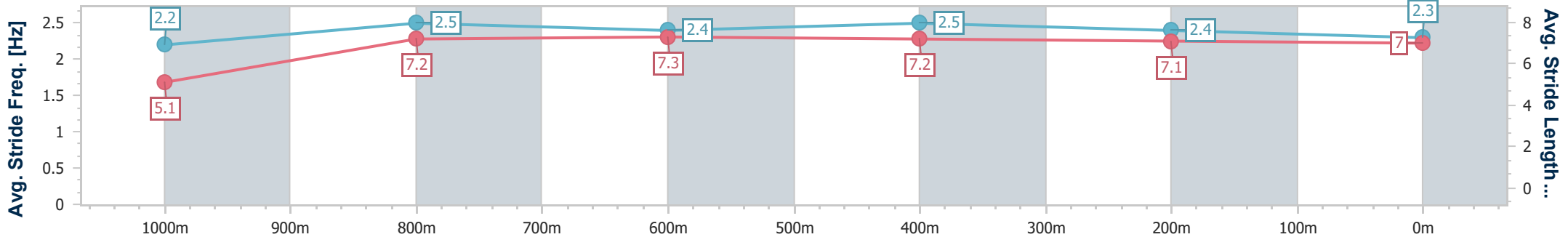
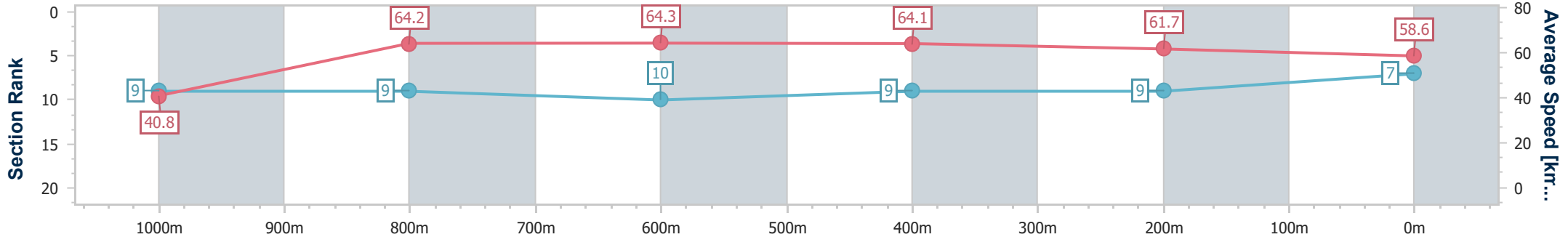
Aquis Park Gold Coast QLD Professional
 Race 8: TAB 2YO CALCUTTA BOOK NOW BENCHMARK 55
 Handicap - 1100m



30 November 2024 - 17:26

Track Rating: Heavy 9, Weather: Showers, Rail Position: True

Section	Overall	1000m	800m	600m	400m	200m
Section Times	1:06.50 [7] (0:08.80)	0:57.70 [9] (0:11.25)	0:46.45 [9] (0:11.21)	0:35.24 [10] (0:11.25)	0:23.99 [9] (0:11.72)	0:12.27 [9] (0:12.27)
Average Speed [km/h]	40.8	64.2	64.3	64.1	61.7	58.6
Top Speed [km/h]	60.4	65.6	65.5	66.7	63.0	60.7
Avg. Dist. to Rail [m]	2.3	0.8	1.4	0.2	3.3	3.8
Avg. Stride Freq. [Hz]	2.2	2.5	2.4	2.5	2.4	2.3
Avg. Stride Length [m]	5.1	7.2	7.3	7.2	7.1	7.0



- [] Ranking at each section and finish
- .-.- No data available at this section
- NA No data available



Horse/Jockey Name	Rum Diary
Final Rank	8
Fastest Section Time (Section)	0:08.39 (Overall)
Top Speed [km/h] (Section)	67.1 (800m)
Race State	Finished



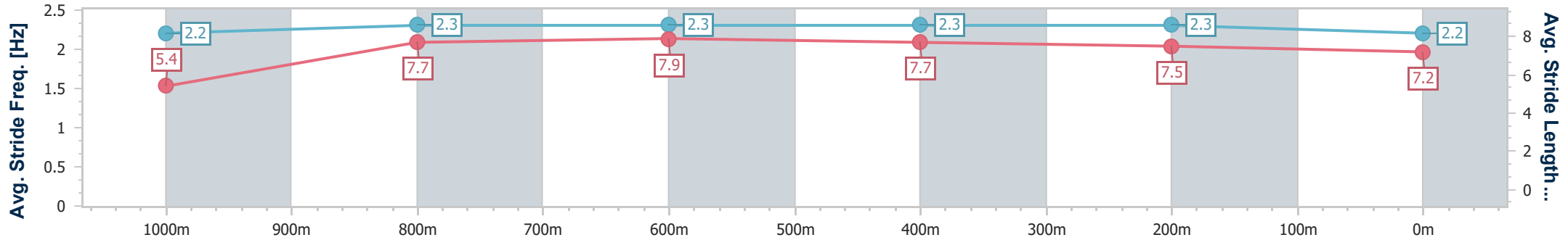
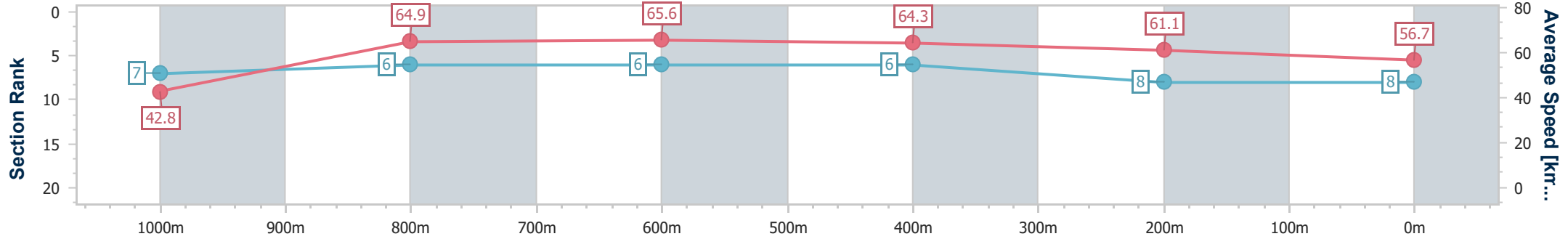
Aquis Park Gold Coast QLD Professional
 Race 8: TAB 2YO CALCUTTA BOOK NOW BENCHMARK 55
 Handicap - 1100m



30 November 2024 - 17:26

Track Rating: Heavy 9, Weather: Showers, Rail Position: True

Section	Overall	1000m	800m	600m	400m	200m
Section Times	1:06.64 [8] (0:08.39)	0:58.25 [7] (0:11.22)	0:47.03 [6] (0:11.06)	0:35.97 [6] (0:11.41)	0:24.56 [6] (0:11.91)	0:12.65 [8] (0:12.65)
Average Speed [km/h]	42.8	64.9	65.6	64.3	61.1	56.7
Top Speed [km/h]	61.7	66.2	67.1	65.5	62.9	58.4
Avg. Dist. to Rail [m]	5.7	2.3	3.0	3.2	8.3	10.8
Avg. Stride Freq. [Hz]	2.2	2.3	2.3	2.3	2.3	2.2
Avg. Stride Length [m]	5.4	7.7	7.9	7.7	7.5	7.2



- [] Ranking at each section and finish
- .-.- No data available at this section
- NA No data available



Horse/Jockey Name	Pangaea
Final Rank	9
Fastest Section Time (Section)	0:08.86 (Overall)
Top Speed [km/h] (Section)	65.7 (1000m)
Race State	Finished



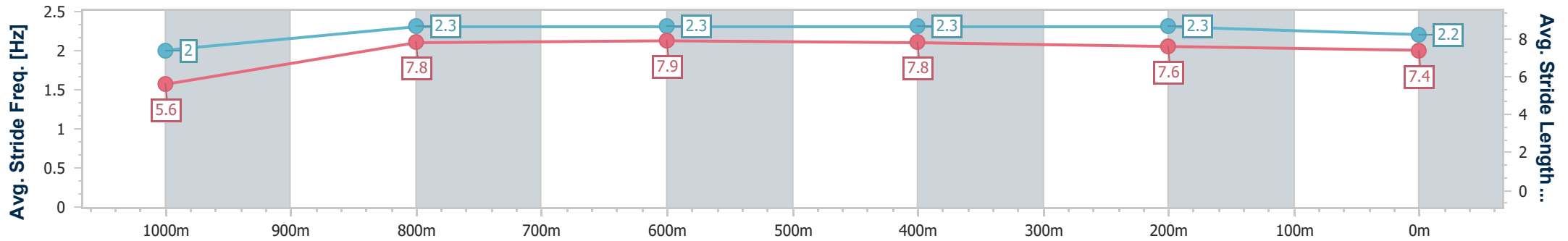
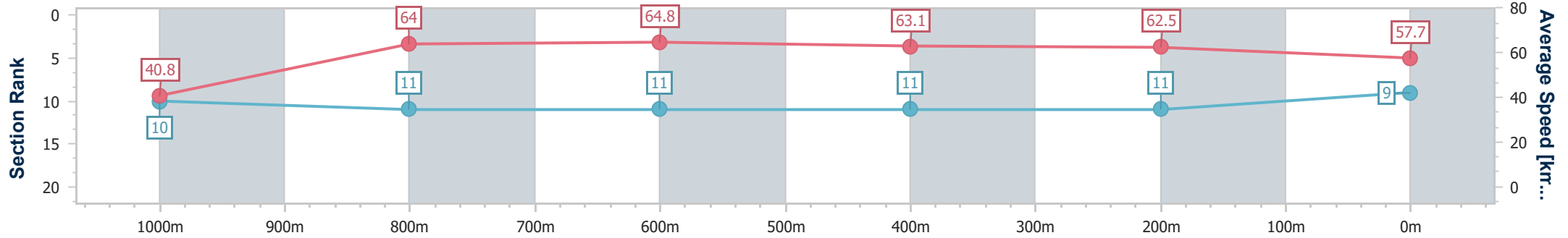
Aquis Park Gold Coast QLD Professional
 Race 8: TAB 2YO CALCUTTA BOOK NOW BENCHMARK 55
 Handicap - 1100m



30 November 2024 - 17:26

Track Rating: Heavy 9, Weather: Showers, Rail Position: True

Section	Overall	1000m	800m	600m	400m	200m
Section Times	1:06.75 [9] (0:08.86)	0:57.89 [10] (0:11.27)	0:46.62 [11] (0:11.16)	0:35.46 [11] (0:11.41)	0:24.05 [11] (0:11.59)	0:12.46 [11] (0:12.46)
Average Speed [km/h]	40.8	64.0	64.8	63.1	62.5	57.7
Top Speed [km/h]	60.4	65.7	65.5	64.5	63.1	60.4
Avg. Dist. to Rail [m]	3.9	1.3	0.5	0.6	4.0	4.3
Avg. Stride Freq. [Hz]	2.0	2.3	2.3	2.3	2.3	2.2
Avg. Stride Length [m]	5.6	7.8	7.9	7.8	7.6	7.4



- [] Ranking at each section and finish
- .-.- No data available at this section
- NA No data available



Horse/Jockey Name	Warrior Chief
Final Rank	10
Fastest Section Time (Section)	0:07.93 (Overall)
Top Speed [km/h] (Section)	66.9 (800m)
Race State	Finished



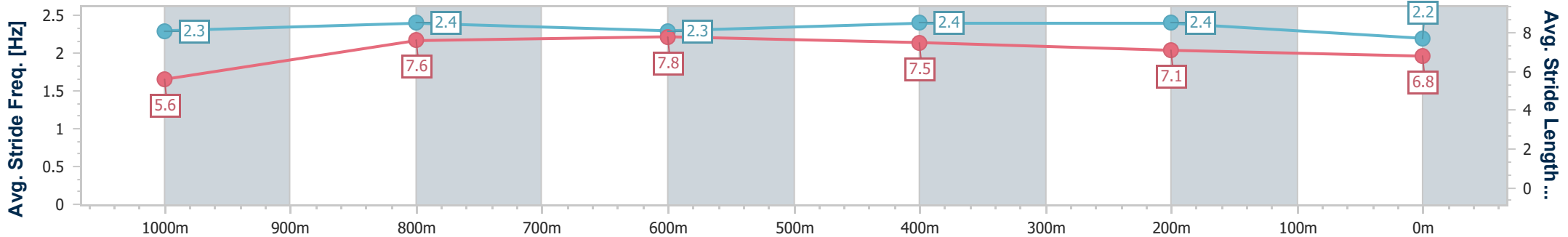
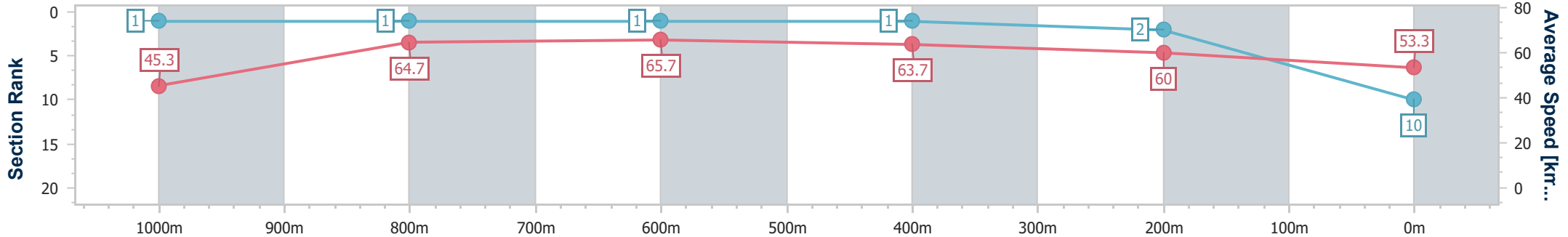
Aquis Park Gold Coast QLD Professional
 Race 8: TAB 2YO CALCUTTA BOOK NOW BENCHMARK 55
 Handicap - 1100m



30 November 2024 - 17:26

Track Rating: Heavy 9, Weather: Showers, Rail Position: True

Section	Overall	1000m	800m	600m	400m	200m
Section Times	1:06.89 [10] (0:07.93)	0:58.96 [1] (0:11.15)	0:47.81 [1] (0:10.94)	0:36.87 [1] (0:11.34)	0:25.53 [1] (0:12.03)	0:13.50 [2] (0:13.50)
Average Speed [km/h]	45.3	64.7	65.7	63.7	60.0	53.3
Top Speed [km/h]	64.1	66.6	66.9	66.2	61.6	57.2
Avg. Dist. to Rail [m]	7.7	0.9	0.4	0.7	2.0	2.3
Avg. Stride Freq. [Hz]	2.3	2.4	2.3	2.4	2.4	2.2
Avg. Stride Length [m]	5.6	7.6	7.8	7.5	7.1	6.8



- [] Ranking at each section and finish
- .-.- No data available at this section
- NA No data available



Horse/Jockey Name	Not A Guru
Final Rank	11
Fastest Section Time (Section)	0:08.87 (Overall)
Top Speed [km/h] (Section)	67.2 (1000m)
Race State	Finished



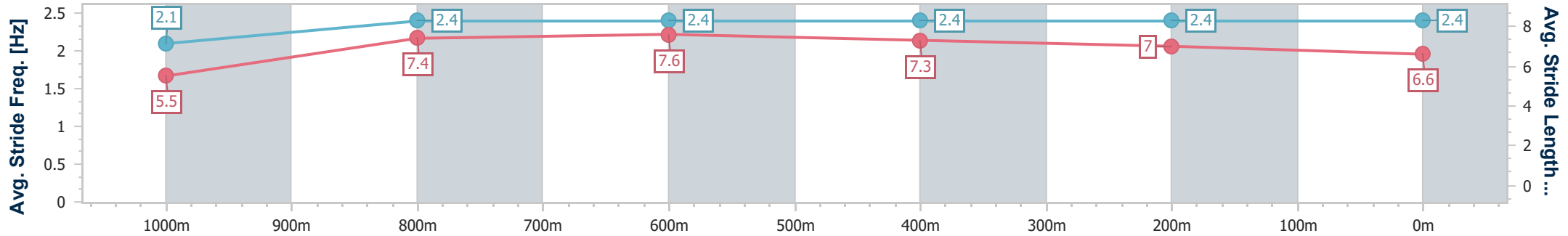
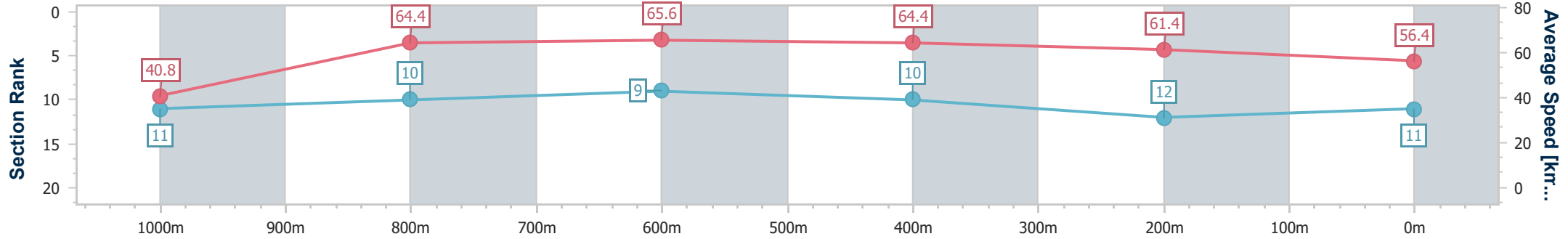
Aquis Park Gold Coast QLD Professional
 Race 8: TAB 2YO CALCUTTA BOOK NOW BENCHMARK 55
 Handicap - 1100m



30 November 2024 - 17:26

Track Rating: Heavy 9, Weather: Showers, Rail Position: True

Section	Overall	1000m	800m	600m	400m	200m
Section Times	1:07.23 [11] (0:08.87)	0:58.36 [11] (0:11.26)	0:47.10 [10] (0:11.13)	0:35.97 [9] (0:11.38)	0:24.59 [10] (0:11.84)	0:12.75 [12] (0:12.75)
Average Speed [km/h]	40.8	64.4	65.6	64.4	61.4	56.4
Top Speed [km/h]	60.0	67.2	66.2	66.5	62.8	58.9
Avg. Dist. to Rail [m]	9.1	3.0	3.3	3.3	9.6	13.9
Avg. Stride Freq. [Hz]	2.1	2.4	2.4	2.4	2.4	2.4
Avg. Stride Length [m]	5.5	7.4	7.6	7.3	7.0	6.6



- [] Ranking at each section and finish
- .-.- No data available at this section
- NA No data available



Horse/Jockey Name	Shinshinto
Final Rank	12
Fastest Section Time (Section)	0:08.11 (Overall)
Top Speed [km/h] (Section)	68.2 (1000m)
Race State	Finished



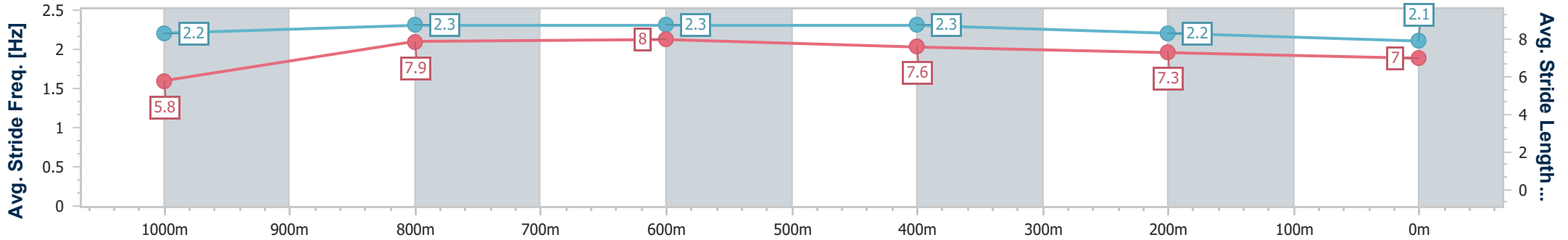
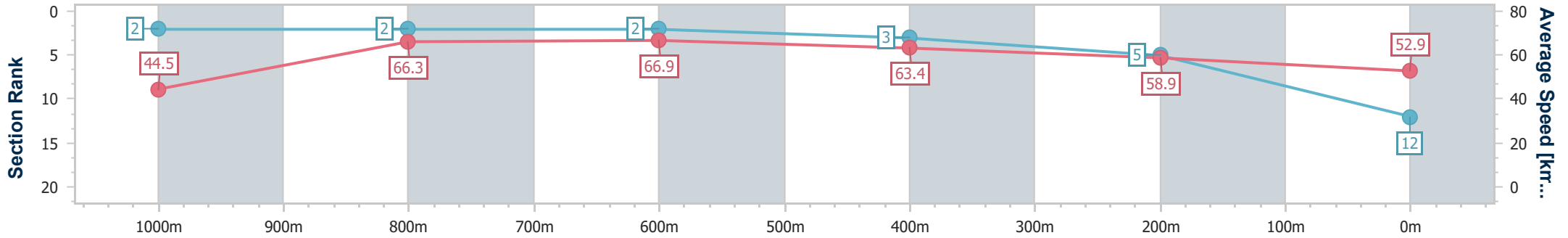
Aquis Park Gold Coast QLD Professional
Race 8: TAB 2YO CALCUTTA BOOK NOW BENCHMARK 55
Handicap - 1100m



30 November 2024 - 17:26

Track Rating: Heavy 9, Weather: Showers, Rail Position: True

Section	Overall	1000m	800m	600m	400m	200m
Section Times	1:07.54 [12] (0:08.11)	0:59.43 [2] (0:11.10)	0:48.33 [2] (0:10.91)	0:37.42 [2] (0:11.55)	0:25.87 [3] (0:12.27)	0:13.60 [5] (0:13.60)
Average Speed [km/h]	44.5	66.3	66.9	63.4	58.9	52.9
Top Speed [km/h]	63.1	68.2	68.0	64.9	60.6	56.1
Avg. Dist. to Rail [m]	8.8	5.4	3.9	2.7	6.9	9.2
Avg. Stride Freq. [Hz]	2.2	2.3	2.3	2.3	2.2	2.1
Avg. Stride Length [m]	5.8	7.9	8.0	7.6	7.3	7.0



- [] Ranking at each section and finish
- .-.- No data available at this section
- NA No data available