



Aquis Park Gold Coast QLD Professional
Race 5: BRISBANE BRONCOS QTIS Three-Year-Old Maiden Handicap - 1400m
30 November 2024 - 15:35



Track Rating: Heavy 9, Weather: Showers, Rail Position: True

Section		Field Times										Last 600m	
Overall	1200m	1000m	800m	600m	400m								
1:25.38 (0:13.74)	1:11.64 (0:11.03)	1:00.61 (0:11.59)	0:49.02 (0:11.72)	0:37.30 (0:11.86)	0:25.44 (0:12.33)							0:37.30	
Rank	TAB	Horse/Jockey	Barrier	Top Speed [km/h]	Fastest Section	Overall	1200m	1000m	800m	600m	400m	Last 600m	Distance Travelled [m]
1	4	CANAVESE Dylan Turner	11	67.2	0:11.18	1:25.38 [1] (0:13.74)	1:11.64 [1] (0:11.18)	1:00.46 [2] (0:11.56)	0:48.90 [2] (0:11.70)	0:37.20 [2] (0:11.79)	0:25.41 [2] (0:12.30)	0:37.20	
2	11	MR O'REILLY Brandon Lerena	10	66.6	0:11.24	1:25.63 [2] (0:14.12)	1:11.51 [6] (0:11.24)	1:00.27 [7] (0:11.85)	0:48.42 [7] (0:11.51)	0:36.91 [6] (0:12.08)	0:24.83 [7] (0:12.56)	0:36.91	+6
3	8	JOHTIALJO Courtney Bellamy	13	65.2	0:11.24	1:25.77 [3] (0:14.60)	1:11.17 [11] (0:11.24)	0:59.93 [10] (0:11.60)	0:48.33 [8] (0:11.55)	0:36.78 [8] (0:11.86)	0:24.92 [8] (0:12.65)	0:36.78	-5
4	17	TWINKLE TIME Micheal Hellyer	9	65.7	0:11.23	1:25.81 [4] (0:13.86)	1:11.95 [3] (0:11.23)	1:00.72 [3] (0:11.70)	0:49.02 [3] (0:11.63)	0:37.39 [4] (0:11.78)	0:25.61 [3] (0:12.51)	0:37.39	+3
5	5	FIRST MAN Jai Williams	22	64.9	0:11.40	1:25.83 [5] (0:14.64)	1:11.19 [12] (0:11.40)	0:59.79 [12] (0:12.01)	0:47.78 [13] (0:11.55)	0:36.23 [12] (0:11.97)	0:24.26 [11] (0:11.99)	0:36.23	+2
6	15	HERE'S TO POWER Yvette Lewis	1	67.5	0:10.99	1:25.83 [6] (0:13.78)	1:12.05 [2] (0:10.99)	1:01.06 [1] (0:11.59)	0:49.47 [1] (0:11.72)	0:37.75 [1] (0:11.86)	0:25.89 [1] (0:12.46)	0:37.75	-6
7	2	USE YOUR ILLUSION Anthony Allen	14	64.8	0:11.32	1:25.95 [7] (0:14.53)	1:11.42 [10] (0:11.32)	1:00.10 [11] (0:11.96)	0:48.14 [11] (0:11.58)	0:36.56 [11] (0:11.94)	0:24.62 [9] (0:12.15)	0:36.56	+3
8	23	MISHANI EMPIRE Georgina Cartwright	3	66.4	0:11.07	1:26.28 [8] (0:14.27)	1:12.01 [8] (0:11.07)	1:00.94 [5] (0:11.57)	0:49.37 [4] (0:11.57)	0:37.80 [5] (0:11.91)	0:25.89 [4] (0:12.68)	0:37.80	-3
9	9	KEEP IT LOKI Kirk Matheson	15	63.6	0:11.48	1:26.54 [9] (0:14.75)	1:11.79 [13] (0:11.48)	1:00.31 [13] (0:11.76)	0:48.55 [12] (0:11.61)	0:36.94 [13] (0:11.99)	0:24.95 [12] (0:12.44)	0:36.94	-3
10	7	GREEN MEADOWS Danny Peisley	2	66.1	0:11.30	1:26.57 [10] (0:14.06)	1:12.51 [5] (0:11.30)	1:01.21 [6] (0:11.84)	0:49.37 [6] (0:11.55)	0:37.82 [7] (0:11.80)	0:26.02 [6] (0:12.74)	0:37.82	+2

Scratched: Ucelle (#16), Butwedid (#3), Humid (#12), Billilicious (#14), Octaboom (#22), Vanilla Twist (#20), Mission Possible (#21), Girl Among Many (#24), Leucaena (#18), Celestial Blaze (#1), Shedrivesabe

[] Ranking at each section and finish
 -:-:- No data available at this section
 NA No data available

SCN Saddle cloth number
 DNF Did not finish
 DNT Did not track



Aquis Park Gold Coast QLD Professional
Race 5: BRISBANE BRONCOS QTIS Three-Year-Old Maiden Handicap - 1400m
30 November 2024 - 15:35



Track Rating: Heavy 9, Weather: Showers, Rail Position: True

Section		Overall	1200m	1000m	800m	600m	400m	Last 600m				
Field Times		1:25.38 (0:13.74)	1:11.64 (0:11.03)	1:00.61 (0:11.59)	0:49.02 (0:11.72)	0:37.30 (0:11.86)	0:25.44 (0:12.33)	0:37.30				
Rank	TAB Horse/Jockey	Barrier	Top Speed [km/h]	Fastest Section	Distance Travelled [m]							
11	19 POLLY PRINCESS Sariah Champkin	12	65.5	0:11.32	1:26.70 [11] (0:13.93)	1:12.77 [4] (0:11.32)	1:01.45 [4] (0:11.69)	0:49.76 [5] (0:11.48)	0:38.28 [3] (0:12.11)	0:26.17 [5] (0:12.80)	0:38.28	+6
12	6 MISHANI REACTOR Rikki Jamieson	7	64.5	0:11.37	1:27.03 [12] (0:14.34)	1:12.69 [9] (0:11.37)	1:01.32 [9] (0:11.79)	0:49.53 [9] (0:11.67)	0:37.86 [9] (0:12.16)	0:25.70 [10] (0:12.34)	0:37.86	+3
13	10 LIVIN'DADREAM Fiona Sandkuhl	16	65.4	0:11.38	1:27.67 [13] (0:14.20)	1:13.47 [7] (0:11.38)	1:02.09 [8] (0:11.96)	0:50.13 [10] (0:11.80)	0:38.33 [10] (0:12.45)	0:25.88 [13] (0:12.91)	0:38.33	+5

Scratched: Ucelle (#16), Butwedid (#3), Humid (#12), Billilicious (#14), Octaboom (#22), Vanilla Twist (#20), Mission Possible (#21), Girl Among Many (#24), Leucaena (#18), Celestial Blaze (#1), Shedrivesabe

[] Ranking at each section and finish
 -:-:-:- No data available at this section
 NA No data available

SCN Saddle cloth number
 DNF Did not finish
 DNT Did not track



Aquis Park Gold Coast QLD Professional
Race 5: BRISBANE BRONCOS QTIS Three-Year-Old Maiden Handicap - 1400m
30 November 2024 - 15:35



Track Rating: Heavy 9, Weather: Showers, Rail Position: True

Section				200m				Last 600m	
Field Times				0:13.11 (0:13.11)				0:37.30	
Rank	TAB	Horse/Jockey	Barrier	Top Speed [km/h]	Fastest Section	Margin			Distance Travelled [m]
1	4	CANAVESE Dylan Turner	11	67.2 Overall	0:11.18 1200m	0:13.11 [1] (0:13.11)	1:25.38		0:37.20
2	11	MR O'REILLY Brandon Lerena	10	66.6 Overall	0:11.24 1200m	0:12.27 [7] (0:12.27)	1.5L		0:36.91 +6
3	8	JOHNTIALJO Courtney Bellamy	13	65.2 1200m	0:11.24 1200m	0:12.27 [9] (0:12.27)	2.3L		0:36.78 -5
4	17	TWINKLE TIME Micheal Hellyer	9	65.7 1200m	0:11.23 1200m	0:13.10 [3] (0:13.10)	2.5L		0:37.39 +3
5	5	FIRST MAN Jai Williams	22	64.9 1200m	0:11.40 1200m	0:12.27 [10] (0:12.27)	2.6L		0:36.23 +2
6	15	HERE'S TO POWER Yvette Lewis	1	67.5 1200m	0:10.99 1200m	0:13.43 [2] (0:13.43)	2.7L		0:37.75 -6
7	2	USE YOUR ILLUSION Anthony Allen	14	64.8 1200m	0:11.32 1200m	0:12.47 [8] (0:12.47)	3.2L		0:36.56 +3
8	23	MISHANI EMPIRE Georgina Cartwright	3	66.4 Overall	0:11.07 1200m	0:13.21 [4] (0:13.21)	5L		0:37.80 -3
9	9	KEEP IT LOKI Kirk Matheson	15	63.6 1200m	0:11.48 1200m	0:12.51 [12] (0:12.51)	6.5L		0:36.94 -3
10	7	GREEN MEADOWS Danny Peisley	2	66.1 Overall	0:11.30 1200m	0:13.28 [5] (0:13.28)	6.6L		0:37.82 +2

Scratched: Ucelle (#16), Butwedid (#3), Humid (#12), Billilicious (#14), Octaboom (#22), Vanilla Twist (#20), Mission Possible (#21), Girl Among Many (#24), Leucaena (#18), Celestial Blaze (#1), Shedrivesabe

[] Ranking at each section and finish
 -:-:- No data available at this section
 NA No data available

SCN Saddle cloth number
 DNF Did not finish
 DNT Did not track



Aquis Park Gold Coast QLD Professional
Race 5: BRISBANE BRONCOS QTIS Three-Year-Old Maiden Handicap - 1400m
30 November 2024 - 15:35



Track Rating: Heavy 9, Weather: Showers, Rail Position: True

Section				200m				Last 600m		
Field Times				0:13.11 (0:13.11)				0:37.30		
Rank	TAB	Horse/Jockey	Barrier	Top Speed [km/h]	Fastest Section	Margin			Distance Travelled [m]	
11	19	POLLY PRINCESS	12	65.5	0:11.32	0:13.37 [6]	7.4L		0:38.28	+6
		Sariah Champkin		Overall	1200m	(0:13.37)				
12	6	MISHANI REACTOR	7	64.5	0:11.37	0:13.36 [11]	9.2L		0:37.86	+3
		Rikki Jamieson		Overall	1200m	(0:13.36)				
13	10	LIVIN'DADREAM	16	65.4	0:11.38	0:12.97 [13]	13L		0:38.33	+5
		Fiona Sandkuhl		Overall	1200m	(0:12.97)				

Scratched: Ucelle (#16), Butwedid (#3), Humid (#12), Billilicious (#14), Octaboom (#22), Vanilla Twist (#20), Mission Possible (#21), Girl Among Many (#24), Leucaena (#18), Celestial Blaze (#1), Shedrivesabe

[] Ranking at each section and finish
 -:-:-:- No data available at this section
 NA No data available

SCN Saddle cloth number
 DNF Did not finish
 DNT Did not track



Horse/Jockey Name	Canavese
Final Rank	1
Fastest Section Time (Section)	0:11.18 (1200m)
Top Speed [km/h] (Section)	67.2 (Overall)
Race State	Finished



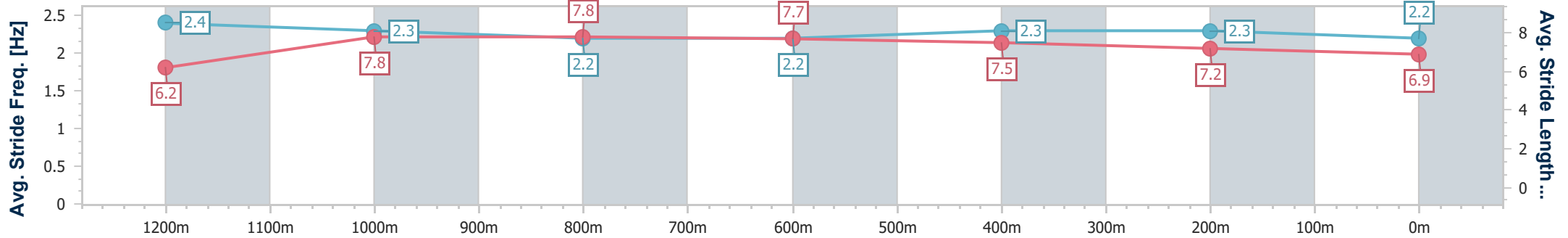
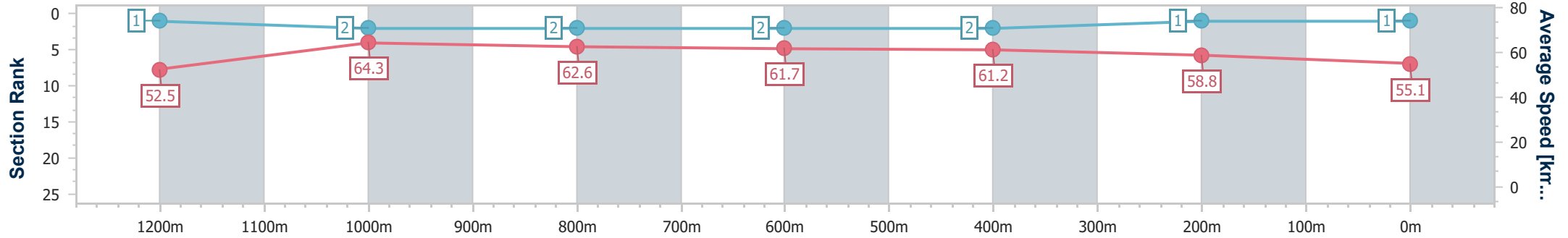
Aquis Park Gold Coast QLD Professional
Race 5: BRISBANE BRONCOS QTIS Three-Year-Old Maiden Handicap - 1400m



30 November 2024 - 15:35

Track Rating: Heavy 9, Weather: Showers, Rail Position: True

Section	Overall	1200m	1000m	800m	600m	400m	200m
Section Times	1:25.38 [1] (0:13.74)	1:11.64 [1] (0:11.18)	1:00.46 [2] (0:11.56)	0:48.90 [2] (0:11.70)	0:37.20 [2] (0:11.79)	0:25.41 [2] (0:12.30)	0:13.11 [1] (0:13.11)
Average Speed [km/h]	52.5	64.3	62.6	61.7	61.2	58.8	55.1
Top Speed [km/h]	67.2	67.0	63.0	63.2	63.1	59.7	57.2
Avg. Dist. to Rail [m]	6.0	1.8	0.7	1.1	0.8	5.1	5.7
Avg. Stride Freq. [Hz]	2.4	2.3	2.2	2.2	2.3	2.3	2.2
Avg. Stride Length [m]	6.2	7.8	7.8	7.7	7.5	7.2	6.9



- [] Ranking at each section and finish
- .-.- No data available at this section
- NA No data available



Horse/Jockey Name	Mr O'reilly
Final Rank	2
Fastest Section Time (Section)	0:11.24 (1200m)
Top Speed [km/h] (Section)	66.6 (Overall)
Race State	Finished



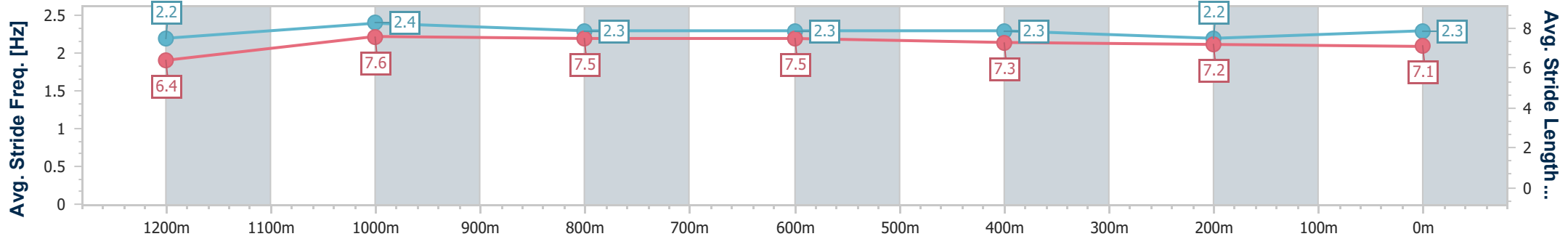
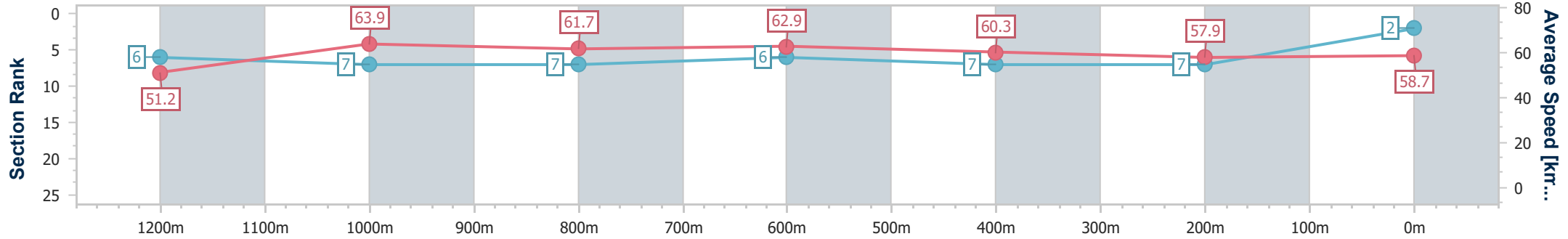
Aquis Park Gold Coast QLD Professional
 Race 5: BRISBANE BRONCOS QTIS Three-Year-Old Maiden Handicap - 1400m



30 November 2024 - 15:35

Track Rating: Heavy 9, Weather: Showers, Rail Position: True

Section	Overall	1200m	1000m	800m	600m	400m	200m
Section Times	1:25.63 [2] (0:14.12)	1:11.51 [6] (0:11.24)	1:00.27 [7] (0:11.85)	0:48.42 [7] (0:11.51)	0:36.91 [6] (0:12.08)	0:24.83 [7] (0:12.56)	0:12.27 [7] (0:12.27)
Average Speed [km/h]	51.2	63.9	61.7	62.9	60.3	57.9	58.7
Top Speed [km/h]	66.6	65.7	63.8	63.9	63.4	58.9	60.1
Avg. Dist. to Rail [m]	5.9	4.5	3.0	2.2	2.0	7.1	10.2
Avg. Stride Freq. [Hz]	2.2	2.4	2.3	2.3	2.3	2.2	2.3
Avg. Stride Length [m]	6.4	7.6	7.5	7.5	7.3	7.2	7.1



- [] Ranking at each section and finish
- .-.- No data available at this section
- NA No data available



Horse/Jockey Name	Johntialjo
Final Rank	3
Fastest Section Time (Section)	0:11.24 (1200m)
Top Speed [km/h] (Section)	65.2 (1200m)
Race State	Finished



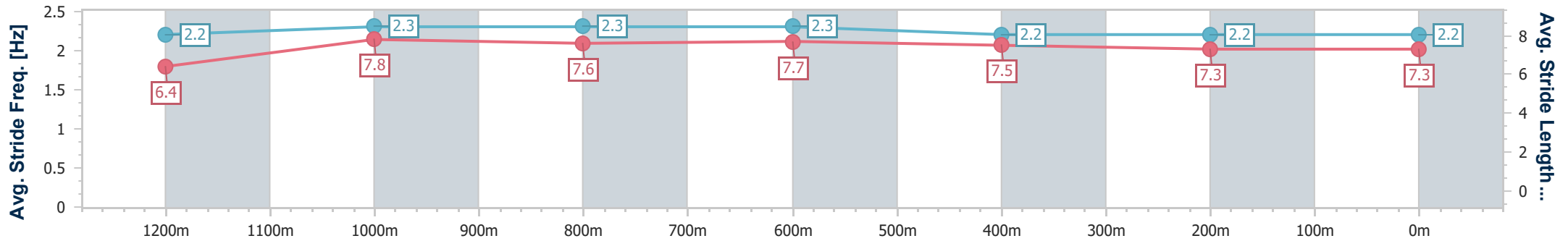
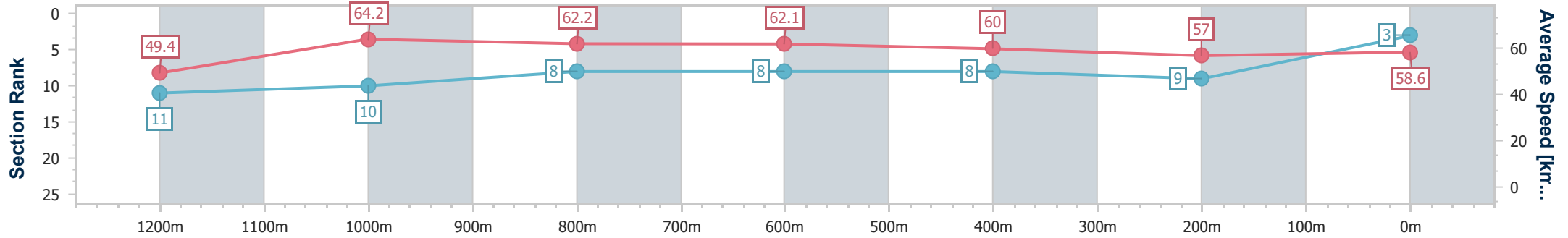
Aquis Park Gold Coast QLD Professional
Race 5: BRISBANE BRONCOS QTIS Three-Year-Old Maiden Handicap - 1400m



30 November 2024 - 15:35

Track Rating: Heavy 9, Weather: Showers, Rail Position: True

Section	Overall	1200m	1000m	800m	600m	400m	200m
Section Times	1:25.77 [3] (0:14.60)	1:11.17 [11] (0:11.24)	0:59.93 [10] (0:11.60)	0:48.33 [8] (0:11.55)	0:36.78 [8] (0:11.86)	0:24.92 [8] (0:12.65)	0:12.27 [9] (0:12.27)
Average Speed [km/h]	49.4	64.2	62.2	62.1	60.0	57.0	58.6
Top Speed [km/h]	64.2	65.2	63.2	62.9	61.9	57.9	59.2
Avg. Dist. to Rail [m]	7.5	1.3	0.5	0.9	1.8	3.0	3.3
Avg. Stride Freq. [Hz]	2.2	2.3	2.3	2.3	2.2	2.2	2.2
Avg. Stride Length [m]	6.4	7.8	7.6	7.7	7.5	7.3	7.3



- [] Ranking at each section and finish
- .-.- No data available at this section
- NA No data available



Horse/Jockey Name	Twinkle Time
Final Rank	4
Fastest Section Time (Section)	0:11.23 (1200m)
Top Speed [km/h] (Section)	65.7 (1200m)
Race State	Finished



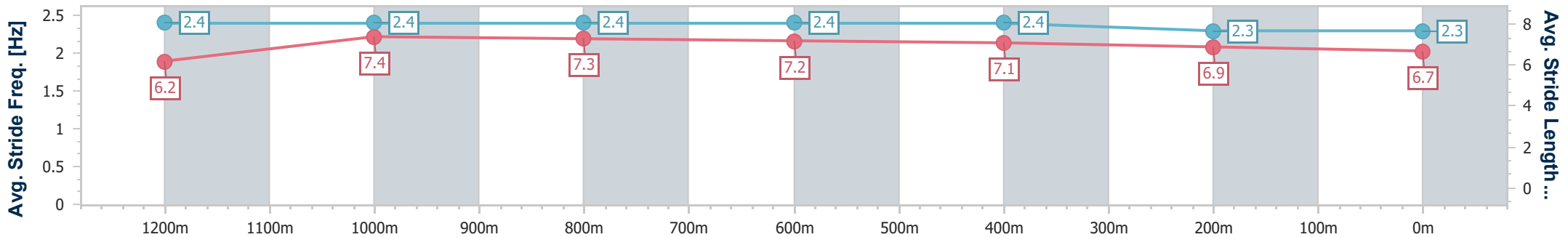
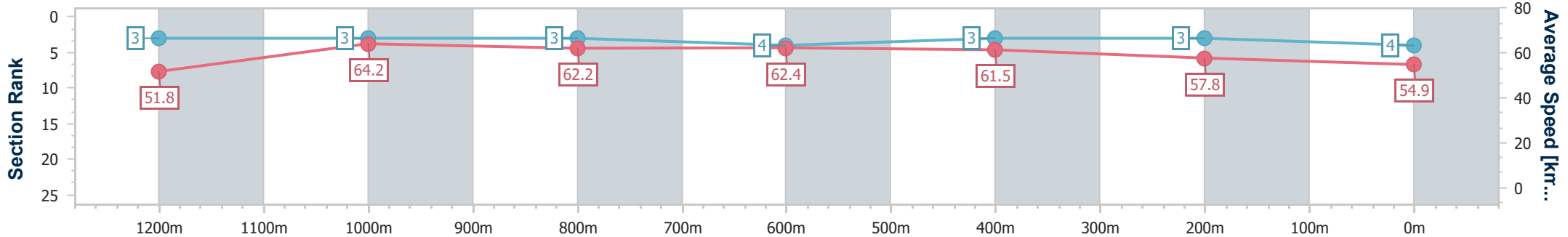
Aquis Park Gold Coast QLD Professional
 Race 5: BRISBANE BRONCOS QTIS Three-Year-Old Maiden
 Handicap - 1400m



30 November 2024 - 15:35

Track Rating: Heavy 9, Weather: Showers, Rail Position: True

Section	Overall	1200m	1000m	800m	600m	400m	200m
Section Times	1:25.81 [4] (0:13.86)	1:11.95 [3] (0:11.23)	1:00.72 [3] (0:11.70)	0:49.02 [3] (0:11.63)	0:37.39 [4] (0:11.78)	0:25.61 [3] (0:12.51)	0:13.10 [3] (0:13.10)
Average Speed [km/h]	51.8	64.2	62.2	62.4	61.5	57.8	54.9
Top Speed [km/h]	65.3	65.7	62.8	63.2	64.0	58.9	56.8
Avg. Dist. to Rail [m]	4.6	2.2	2.4	2.3	1.1	5.1	7.0
Avg. Stride Freq. [Hz]	2.4	2.4	2.4	2.4	2.4	2.3	2.3
Avg. Stride Length [m]	6.2	7.4	7.3	7.2	7.1	6.9	6.7



- [] Ranking at each section and finish
- .-.- No data available at this section
- NA No data available



Horse/Jockey Name	First Man
Final Rank	5
Fastest Section Time (Section)	0:11.40 (1200m)
Top Speed [km/h] (Section)	64.9 (1200m)
Race State	Finished



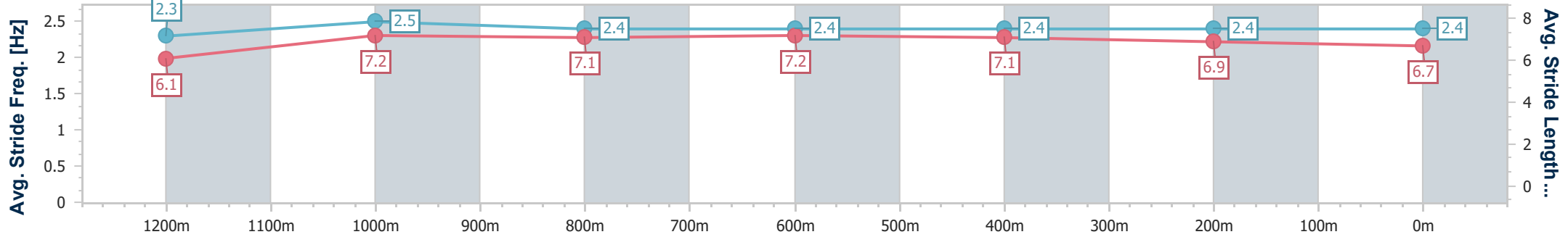
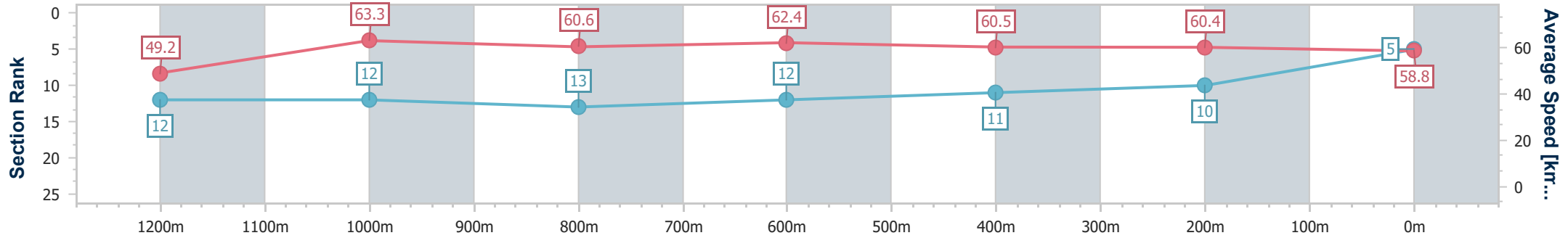
Aquis Park Gold Coast QLD Professional
Race 5: BRISBANE BRONCOS QTIS Three-Year-Old Maiden Handicap - 1400m



30 November 2024 - 15:35

Track Rating: Heavy 9, Weather: Showers, Rail Position: True

Section	Overall	1200m	1000m	800m	600m	400m	200m
Section Times	1:25.83 [5] (0:14.64)	1:11.19 [12] (0:11.40)	0:59.79 [12] (0:12.01)	0:47.78 [13] (0:11.55)	0:36.23 [12] (0:11.97)	0:24.26 [11] (0:11.99)	0:12.27 [10] (0:12.27)
Average Speed [km/h]	49.2	63.3	60.6	62.4	60.5	60.4	58.8
Top Speed [km/h]	64.8	64.9	62.5	64.5	63.7	61.7	60.3
Avg. Dist. to Rail [m]	11.9	4.4	1.9	1.0	1.4	3.5	2.4
Avg. Stride Freq. [Hz]	2.3	2.5	2.4	2.4	2.4	2.4	2.4
Avg. Stride Length [m]	6.1	7.2	7.1	7.2	7.1	6.9	6.7



- [] Ranking at each section and finish
- .-.- No data available at this section
- NA No data available



Horse/Jockey Name	Here's To Power
Final Rank	6
Fastest Section Time (Section)	0:10.99 (1200m)
Top Speed [km/h] (Section)	67.5 (1200m)
Race State	Finished



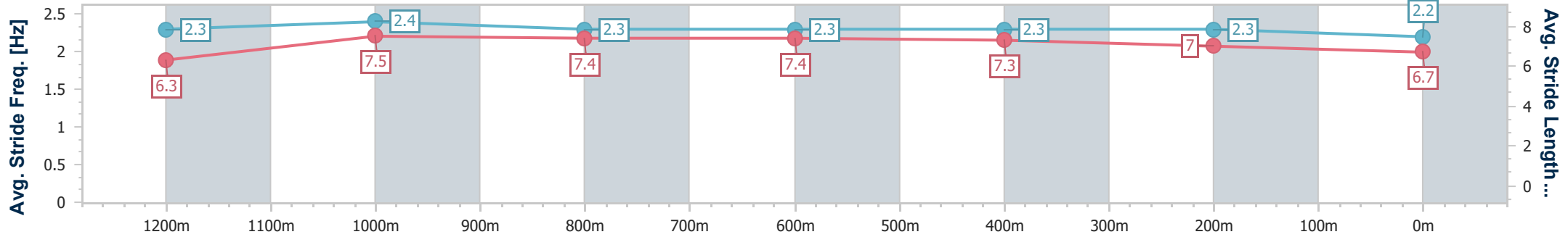
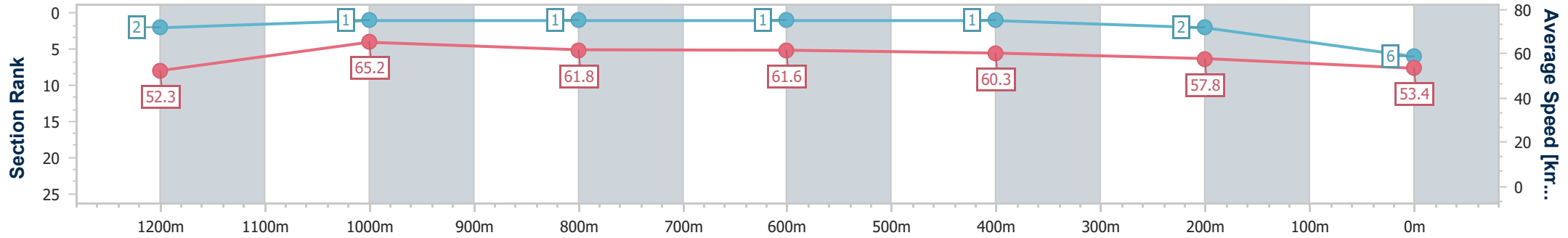
Aquis Park Gold Coast QLD Professional
Race 5: BRISBANE BRONCOS QTIS Three-Year-Old Maiden Handicap - 1400m



30 November 2024 - 15:35

Track Rating: Heavy 9, Weather: Showers, Rail Position: True

Section	Overall	1200m	1000m	800m	600m	400m	200m
Section Times	1:25.83 [6] (0:13.78)	1:12.05 [2] (0:10.99)	1:01.06 [1] (0:11.59)	0:49.47 [1] (0:11.72)	0:37.75 [1] (0:11.86)	0:25.89 [1] (0:12.46)	0:13.43 [2] (0:13.43)
Average Speed [km/h]	52.3	65.2	61.8	61.6	60.3	57.8	53.4
Top Speed [km/h]	67.5	67.5	63.8	62.3	61.5	59.2	55.5
Avg. Dist. to Rail [m]	1.3	0.9	0.9	0.4	1.1	3.1	5.2
Avg. Stride Freq. [Hz]	2.3	2.4	2.3	2.3	2.3	2.3	2.2
Avg. Stride Length [m]	6.3	7.5	7.4	7.4	7.3	7.0	6.7



- [] Ranking at each section and finish
- .-.- No data available at this section
- NA No data available



Horse/Jockey Name	Use Your Illusion
Final Rank	7
Fastest Section Time (Section)	0:11.32 (1200m)
Top Speed [km/h] (Section)	64.8 (1200m)
Race State	Finished



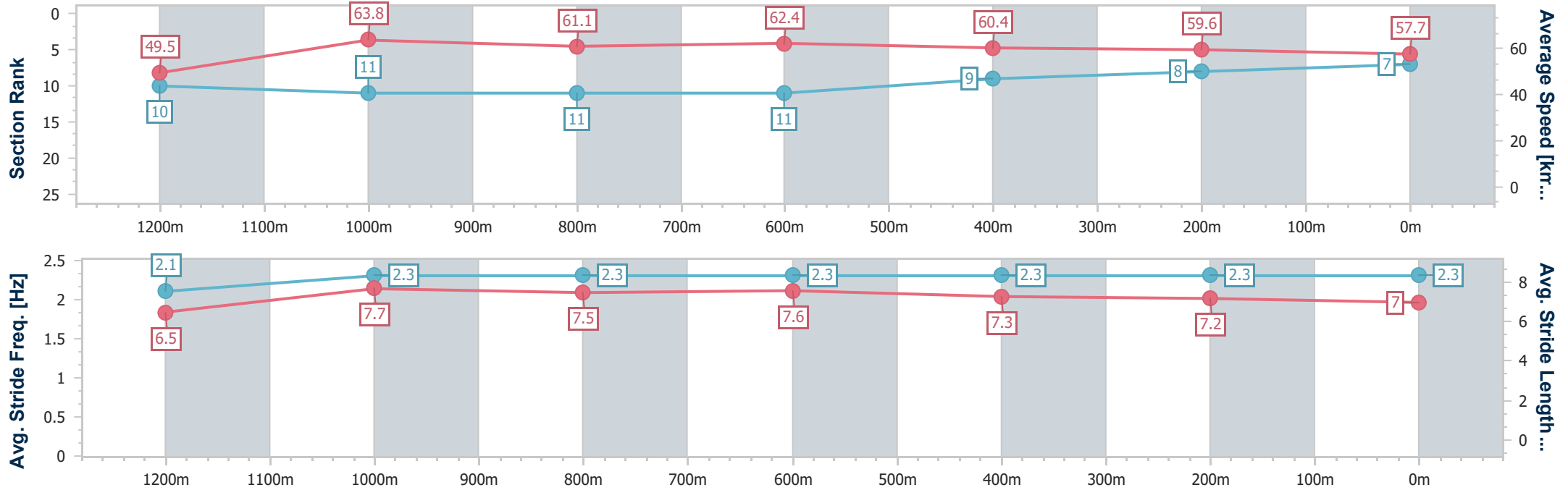
Aquis Park Gold Coast QLD Professional
Race 5: BRISBANE BRONCOS QTIS Three-Year-Old Maiden Handicap - 1400m



30 November 2024 - 15:35

Track Rating: Heavy 9, Weather: Showers, Rail Position: True

Section	Overall	1200m	1000m	800m	600m	400m	200m
Section Times	1:25.95 [7] (0:14.53)	1:11.42 [10] (0:11.32)	1:00.10 [11] (0:11.96)	0:48.14 [11] (0:11.58)	0:36.56 [11] (0:11.94)	0:24.62 [9] (0:12.15)	0:12.47 [8] (0:12.47)
Average Speed [km/h]	49.5	63.8	61.1	62.4	60.4	59.6	57.7
Top Speed [km/h]	64.2	64.8	62.0	63.1	62.1	60.5	59.0
Avg. Dist. to Rail [m]	9.3	4.1	2.9	1.7	0.6	5.6	9.2
Avg. Stride Freq. [Hz]	2.1	2.3	2.3	2.3	2.3	2.3	2.3
Avg. Stride Length [m]	6.5	7.7	7.5	7.6	7.3	7.2	7.0



- [] Ranking at each section and finish
- .-.- No data available at this section
- NA No data available



Horse/Jockey Name	Mishani Empire
Final Rank	8
Fastest Section Time (Section)	0:11.07 (1200m)
Top Speed [km/h] (Section)	66.4 (Overall)
Race State	Finished



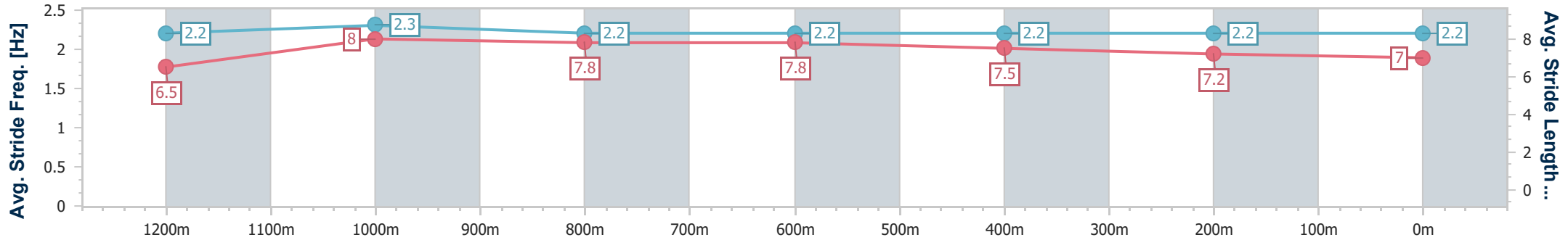
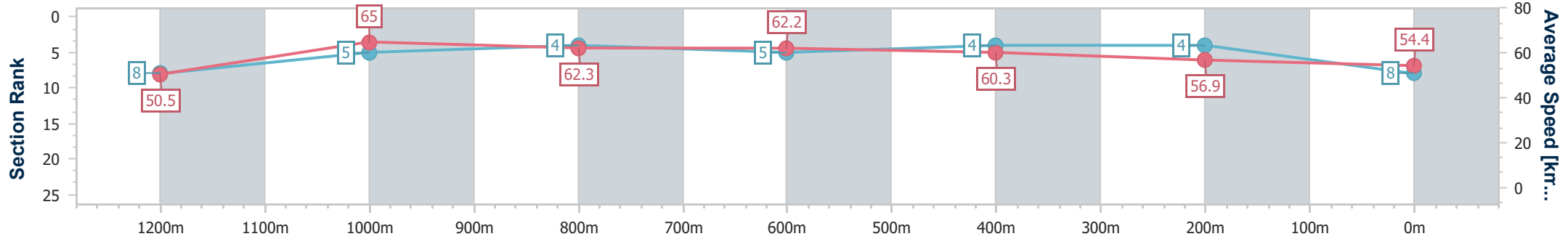
Aquis Park Gold Coast QLD Professional
Race 5: BRISBANE BRONCOS QTIS Three-Year-Old Maiden Handicap - 1400m



30 November 2024 - 15:35

Track Rating: Heavy 9, Weather: Showers, Rail Position: True

Section	Overall	1200m	1000m	800m	600m	400m	200m
Section Times	1:26.28 [8] (0:14.27)	1:12.01 [8] (0:11.07)	1:00.94 [5] (0:11.57)	0:49.37 [4] (0:11.57)	0:37.80 [5] (0:11.91)	0:25.89 [4] (0:12.68)	0:13.21 [4] (0:13.21)
Average Speed [km/h]	50.5	65.0	62.3	62.2	60.3	56.9	54.4
Top Speed [km/h]	66.4	66.3	64.1	62.9	61.7	58.7	55.8
Avg. Dist. to Rail [m]	2.4	1.0	0.6	0.3	0.5	1.6	3.2
Avg. Stride Freq. [Hz]	2.2	2.3	2.2	2.2	2.2	2.2	2.2
Avg. Stride Length [m]	6.5	8.0	7.8	7.8	7.5	7.2	7.0



- [] Ranking at each section and finish
- .-.- No data available at this section
- NA No data available



Horse/Jockey Name	Keep It Loki
Final Rank	9
Fastest Section Time (Section)	0:11.48 (1200m)
Top Speed [km/h] (Section)	63.6 (1200m)
Race State	Finished



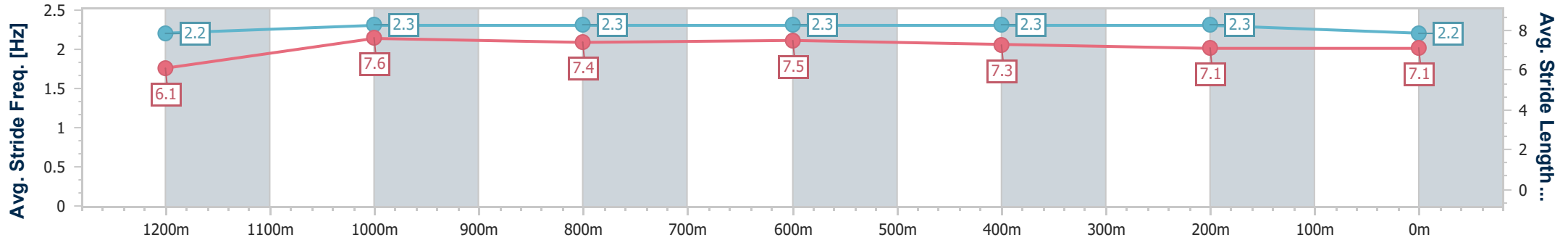
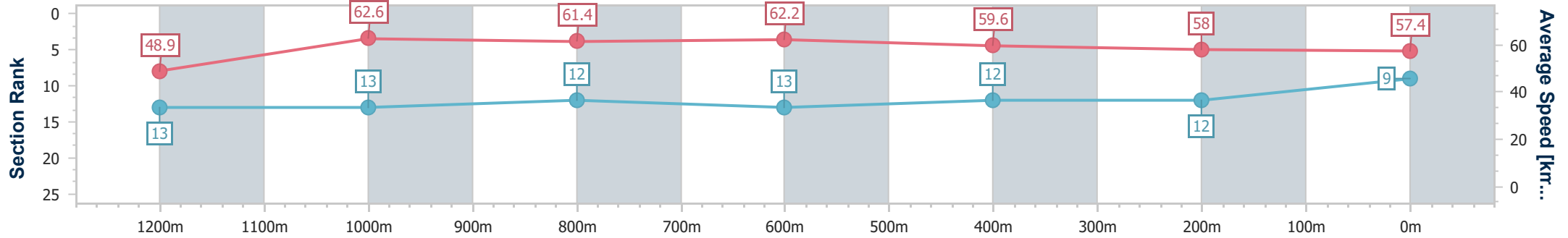
Aquis Park Gold Coast QLD Professional
Race 5: BRISBANE BRONCOS QTIS Three-Year-Old Maiden Handicap - 1400m



30 November 2024 - 15:35

Track Rating: Heavy 9, Weather: Showers, Rail Position: True

Section	Overall	1200m	1000m	800m	600m	400m	200m
Section Times	1:26.54 [9] (0:14.75)	1:11.79 [13] (0:11.48)	1:00.31 [13] (0:11.76)	0:48.55 [12] (0:11.61)	0:36.94 [13] (0:11.99)	0:24.95 [12] (0:12.44)	0:12.51 [12] (0:12.51)
Average Speed [km/h]	48.9	62.6	61.4	62.2	59.6	58.0	57.4
Top Speed [km/h]	63.0	63.6	62.6	63.0	62.1	58.7	57.9
Avg. Dist. to Rail [m]	10.2	3.7	1.0	0.4	0.9	2.0	2.8
Avg. Stride Freq. [Hz]	2.2	2.3	2.3	2.3	2.3	2.3	2.2
Avg. Stride Length [m]	6.1	7.6	7.4	7.5	7.3	7.1	7.1



- [] Ranking at each section and finish
- .-.- No data available at this section
- NA No data available



Horse/Jockey Name	Green Meadows
Final Rank	10
Fastest Section Time (Section)	0:11.30 (1200m)
Top Speed [km/h] (Section)	66.1 (Overall)
Race State	Finished



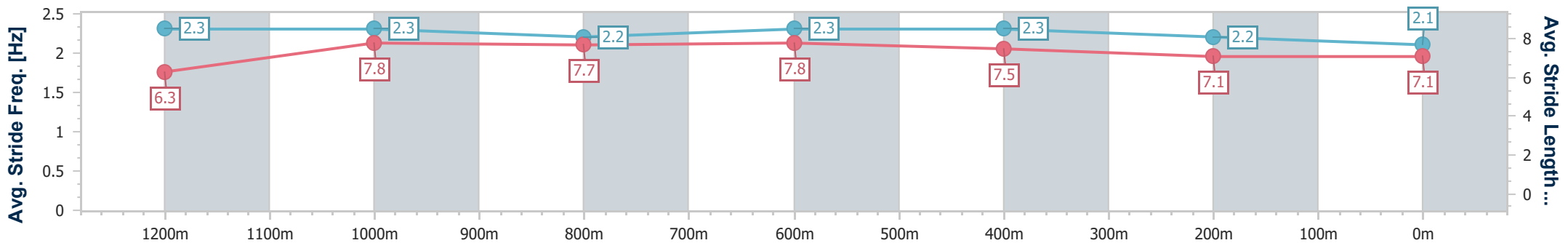
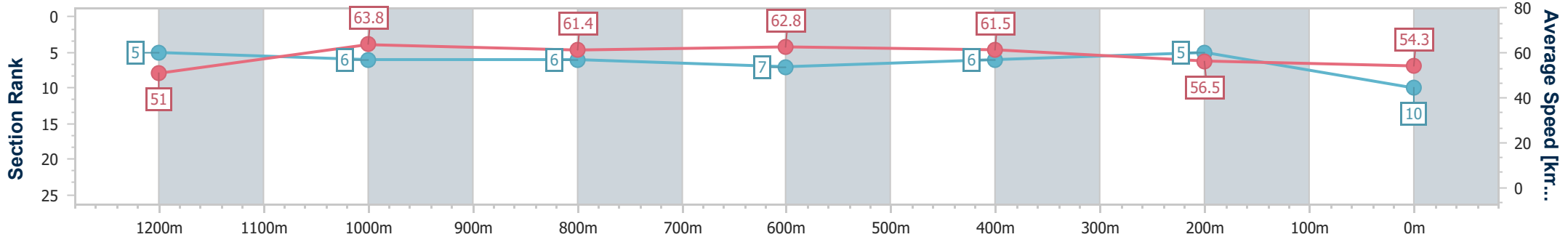
Aquis Park Gold Coast QLD Professional
Race 5: BRISBANE BRONCOS QTIS Three-Year-Old Maiden Handicap - 1400m



30 November 2024 - 15:35

Track Rating: Heavy 9, Weather: Showers, Rail Position: True

Section	Overall	1200m	1000m	800m	600m	400m	200m
Section Times	1:26.57 [10] (0:14.06)	1:12.51 [5] (0:11.30)	1:01.21 [6] (0:11.84)	0:49.37 [6] (0:11.55)	0:37.82 [7] (0:11.80)	0:26.02 [6] (0:12.74)	0:13.28 [5] (0:13.28)
Average Speed [km/h]	51.0	63.8	61.4	62.8	61.5	56.5	54.3
Top Speed [km/h]	66.1	66.0	62.9	63.9	63.4	58.3	55.2
Avg. Dist. to Rail [m]	3.3	2.5	2.0	1.9	1.0	3.9	5.2
Avg. Stride Freq. [Hz]	2.3	2.3	2.2	2.3	2.3	2.2	2.1
Avg. Stride Length [m]	6.3	7.8	7.7	7.8	7.5	7.1	7.1



- [] Ranking at each section and finish
- .-.- No data available at this section
- NA No data available



Horse/Jockey Name	Polly Princess
Final Rank	11
Fastest Section Time (Section)	0:11.32 (1200m)
Top Speed [km/h] (Section)	65.5 (Overall)
Race State	Finished



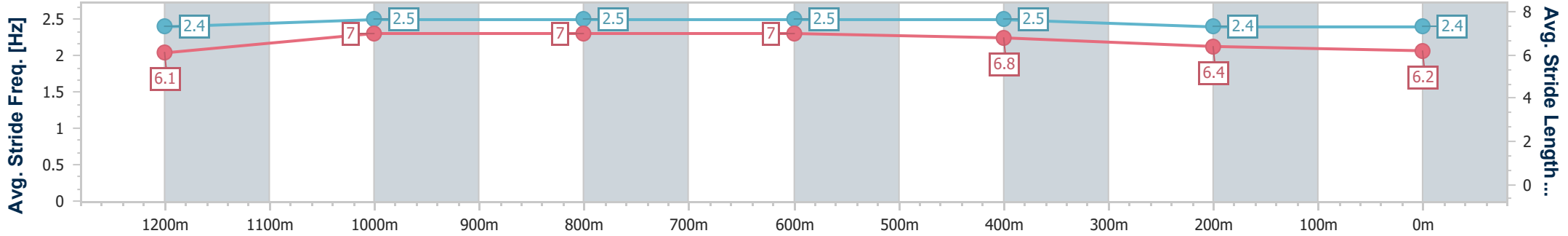
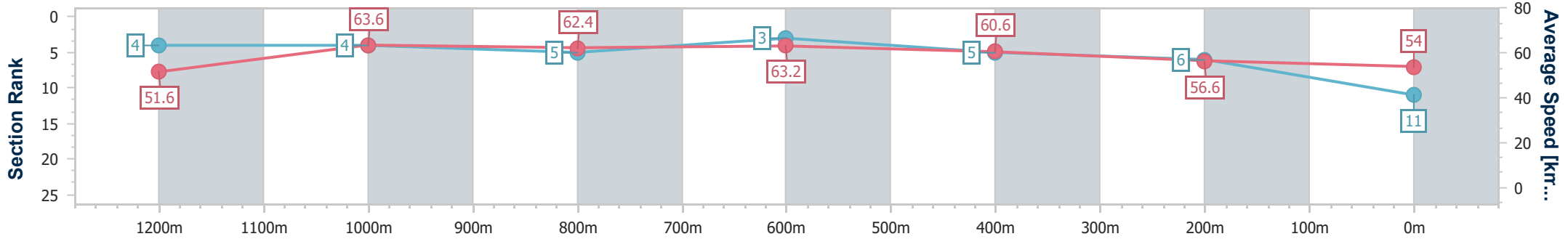
Aquis Park Gold Coast QLD Professional
Race 5: BRISBANE BRONCOS QTIS Three-Year-Old Maiden Handicap - 1400m



30 November 2024 - 15:35

Track Rating: Heavy 9, Weather: Showers, Rail Position: True

Section	Overall	1200m	1000m	800m	600m	400m	200m
Section Times	1:26.70 [11] (0:13.93)	1:12.77 [4] (0:11.32)	1:01.45 [4] (0:11.69)	0:49.76 [5] (0:11.48)	0:38.28 [3] (0:12.11)	0:26.17 [5] (0:12.80)	0:13.37 [6] (0:13.37)
Average Speed [km/h]	51.6	63.6	62.4	63.2	60.6	56.6	54.0
Top Speed [km/h]	65.5	64.8	62.9	64.0	62.7	58.2	54.9
Avg. Dist. to Rail [m]	7.8	3.2	2.2	2.4	3.4	5.8	6.8
Avg. Stride Freq. [Hz]	2.4	2.5	2.5	2.5	2.5	2.4	2.4
Avg. Stride Length [m]	6.1	7.0	7.0	7.0	6.8	6.4	6.2



- [] Ranking at each section and finish
- .-.- No data available at this section
- NA No data available



Horse/Jockey Name	Mishani Reactor
Final Rank	12
Fastest Section Time (Section)	0:11.37 (1200m)
Top Speed [km/h] (Section)	64.5 (Overall)
Race State	Finished



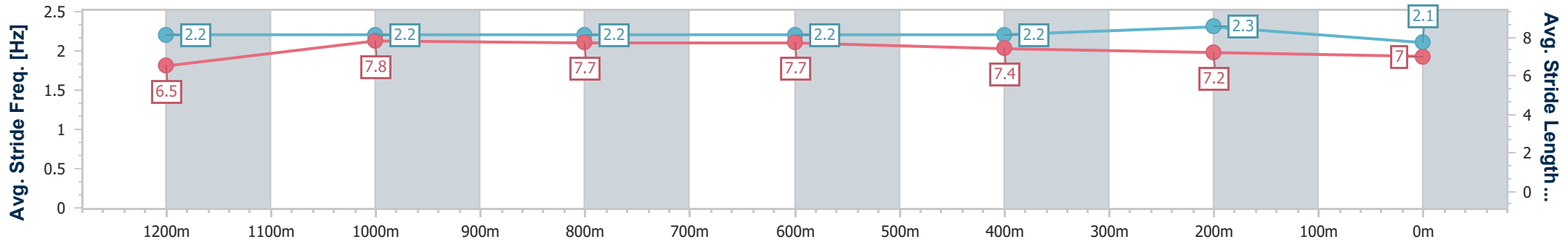
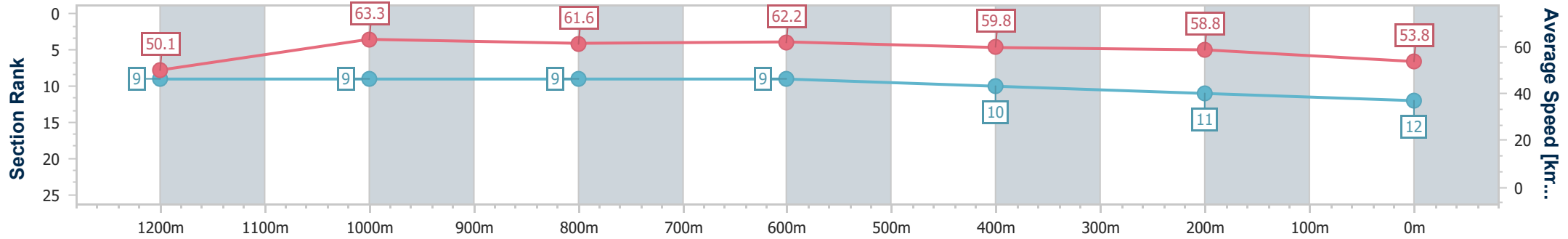
Aquis Park Gold Coast QLD Professional
Race 5: BRISBANE BRONCOS QTIS Three-Year-Old Maiden Handicap - 1400m



30 November 2024 - 15:35

Track Rating: Heavy 9, Weather: Showers, Rail Position: True

Section	Overall	1200m	1000m	800m	600m	400m	200m							
Section Times	1:27.03 [12] (0:14.34)	1:12.69 [9] (0:11.37)	1:01.32 [9] (0:11.79)	0:49.53 [9] (0:11.67)	0:37.86 [9] (0:12.16)	0:25.70 [10] (0:12.34)	0:13.36 [11] (0:13.36)							
Average Speed [km/h]	50.1	63.3	61.6	62.2	59.8	58.8	53.8							
Top Speed [km/h]	64.5	64.0	63.2	63.3	61.0	59.7	56.8							
Avg. Dist. to Rail [m]	4.6	2.8	1.6	2.1	1.6	8.0	9.9							
Avg. Stride Freq. [Hz]	2.2	2.2	2.2	2.2	2.2	2.3	2.1							
Avg. Stride Length [m]	6.5	7.8	7.7	7.7	7.4	7.2	7.0							



- [] Ranking at each section and finish
- .-.- No data available at this section
- NA No data available



Horse/Jockey Name	Livin'dadream
Final Rank	13
Fastest Section Time (Section)	0:11.38 (1200m)
Top Speed [km/h] (Section)	65.4 (Overall)
Race State	Finished



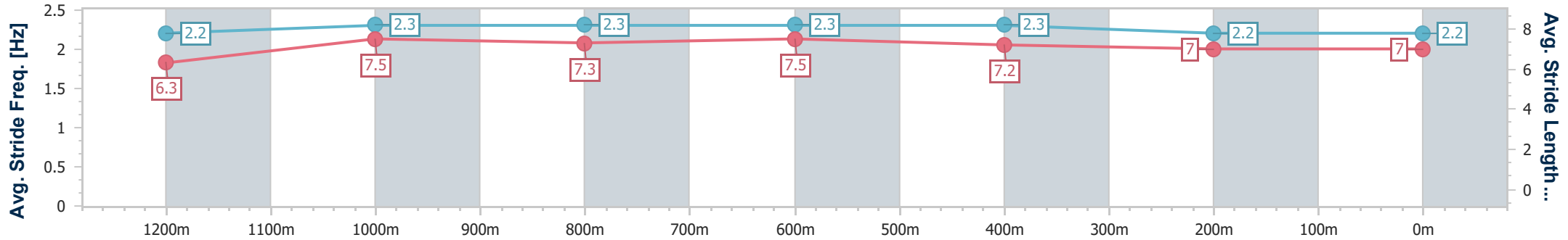
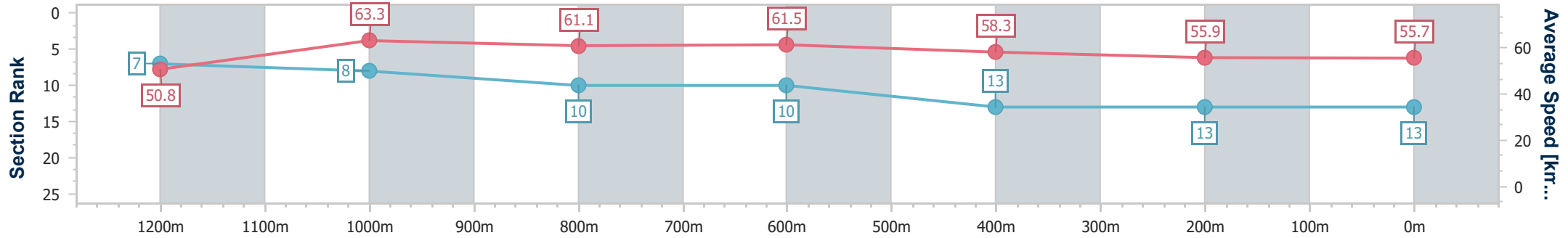
Aquis Park Gold Coast QLD Professional
 Race 5: BRISBANE BRONCOS QTIS Three-Year-Old Maiden Handicap - 1400m



30 November 2024 - 15:35

Track Rating: Heavy 9, Weather: Showers, Rail Position: True

Section	Overall	1200m	1000m	800m	600m	400m	200m
Section Times	1:27.67 [13] (0:14.20)	1:13.47 [7] (0:11.38)	1:02.09 [8] (0:11.96)	0:50.13 [10] (0:11.80)	0:38.33 [10] (0:12.45)	0:25.88 [13] (0:12.91)	0:12.97 [13] (0:12.97)
Average Speed [km/h]	50.8	63.3	61.1	61.5	58.3	55.9	55.7
Top Speed [km/h]	65.4	65.2	61.7	62.3	60.3	57.3	55.8
Avg. Dist. to Rail [m]	11.3	4.5	2.3	2.6	1.8	4.2	5.2
Avg. Stride Freq. [Hz]	2.2	2.3	2.3	2.3	2.3	2.2	2.2
Avg. Stride Length [m]	6.3	7.5	7.3	7.5	7.2	7.0	7.0



- [] Ranking at each section and finish
- .-.- No data available at this section
- NA No data available