



# Aquis Park Gold Coast QLD Professional

## Race 2: GOLD COAST TITANS BENCHMARK 62 Handicap - 2400m

30 November 2024 - 13:44



Track Rating: Heavy 8, Weather: Showers, Rail Position: True

Section		Overall	2200m	2000m	1800m	1600m	1400m	1200m	Last 600m				
Field Times		2:33.93 (0:14.78)	2:19.15 (0:11.59)	2:07.56 (0:12.27)	1:55.29 (0:12.94)	1:42.35 (0:12.76)	1:29.59 (0:13.06)	1:16.53 (0:12.59)	0:38.67				
Rank	TAB Horse/Jockey	Barrier	Top Speed [km/h]	Fastest Section									Distance Travelled [m]
1	7 <b>RADEGAST</b> Anthony Allen	5	65.9 2200m	0:11.71 2200m	2:33.93 [1] (0:15.20)	2:18.73 [6] (0:11.71)	2:07.02 [7] (0:12.41)	1:54.61 [8] (0:13.03)	1:41.58 [8] (0:13.08)	1:28.50 [8] (0:12.87)	1:15.63 [8] (0:12.78)	0:37.55	
2	5 <b>SOKUDO</b> Georgina Cartwright	4	63.1 2200m	0:11.68 2200m	2:34.78 [2] (0:15.43)	2:19.35 [8] (0:11.68)	2:07.67 [8] (0:12.18)	1:55.49 [7] (0:12.98)	1:42.51 [7] (0:13.09)	1:29.42 [7] (0:12.83)	1:16.59 [7] (0:12.71)	0:38.58	-5
3	6 <b>GOING TO THE SUN</b> Nathan Thomas	1	61.8 2200m	0:11.84 2200m	2:35.22 [3] (0:14.97)	2:20.25 [5] (0:11.84)	2:08.41 [6] (0:12.29)	1:56.12 [6] (0:12.93)	1:43.19 [5] (0:13.08)	1:30.11 [6] (0:12.88)	1:17.23 [6] (0:12.79)	0:39.00	+0
4	1 <b>YA LOVE HER</b> Kirk Matheson	3	62.7 Overall	0:11.72 2200m	2:35.37 [4] (0:14.90)	2:20.47 [4] (0:11.72)	2:08.75 [3] (0:12.24)	1:56.51 [3] (0:12.72)	1:43.79 [1] (0:12.76)	1:31.03 [1] (0:13.06)	1:17.97 [1] (0:12.59)	0:40.11	-7
5	3 <b>MORE SAINTLY</b> Dan McGillivray	7	64.6 2200m	0:11.57 2200m	2:35.96 [5] (0:14.80)	2:21.16 [2] (0:11.57)	2:09.59 [1] (0:12.29)	1:57.30 [2] (0:13.00)	1:44.30 [3] (0:13.19)	1:31.11 [3] (0:12.96)	1:18.15 [3] (0:12.71)	0:40.31	-6
6	2 <b>HIT 'EM UP</b> Brandon Lerena	6	64.5 Overall	0:11.62 2200m	2:36.03 [6] (0:14.78)	2:21.25 [1] (0:11.62)	2:09.63 [2] (0:12.24)	1:57.39 [1] (0:13.02)	1:44.37 [2] (0:13.10)	1:31.27 [2] (0:13.07)	1:18.20 [4] (0:12.85)	0:39.90	-5
7	9 <b>CAMELOT STAR</b> Adin Thompson	2	63.1 2200m	0:11.86 2200m	2:36.17 [7] (0:14.84)	2:21.33 [3] (0:11.86)	2:09.47 [4] (0:12.37)	1:57.10 [5] (0:12.98)	1:44.12 [6] (0:13.02)	1:31.10 [5] (0:12.86)	1:18.24 [5] (0:12.69)	0:39.94	-16
8	8 <b>CHIEF COMMAND</b> Jace McMurray	8	63.9 2200m	0:11.51 2200m	2:37.28 [8] (0:15.23)	2:22.05 [7] (0:11.51)	2:10.54 [5] (0:12.27)	1:58.27 [4] (0:13.01)	1:45.26 [4] (0:13.03)	1:32.23 [4] (0:12.54)	1:19.69 [2] (0:12.64)	0:41.64	+7

Scratched: Amalgamation (#4)

[ ] Ranking at each section and finish  
 -:-:- No data available at this section  
 NA No data available

SCN Saddle cloth number  
 DNF Did not finish  
 DNT Did not track



# Aquis Park Gold Coast QLD Professional

## Race 2: GOLD COAST TITANS BENCHMARK 62 Handicap - 2400m

30 November 2024 - 13:44



Track Rating: Heavy 8, Weather: Showers, Rail Position: True

Section		Field Times					Last 600m					
		1000m	800m	600m	400m	200m						
		1:03.94 (0:12.71)	0:51.23 (0:12.56)	0:38.67 (0:13.03)	0:25.64 (0:12.99)	0:12.65 (0:12.65)	0:38.67					
Rank	TAB Horse/Jockey	Barrier	Top Speed [km/h]	Fastest Section	Margin					Distance Travelled [m]		
1	7 <b>RADEGAST</b> Anthony Allen	5	65.9 2200m	0:11.71 2200m	1:02.85 [8] (0:12.91)	0:49.94 [8] (0:12.39)	0:37.55 [8] (0:12.57)	0:24.98 [7] (0:12.33)	0:12.65 [1] (0:12.65)	2:33.93	0:37.55	
2	5 <b>SOKUDO</b> Georgina Cartwright	4	63.1 2200m	0:11.68 2200m	1:03.88 [7] (0:12.83)	0:51.05 [7] (0:12.47)	0:38.58 [5] (0:12.69)	0:25.89 [5] (0:12.71)	0:13.18 [4] (0:13.18)	4.8L	0:38.58	-5
3	6 <b>GOING TO THE SUN</b> Nathan Thomas	1	61.8 2200m	0:11.84 2200m	1:04.44 [6] (0:12.93)	0:51.51 [6] (0:12.51)	0:39.00 [6] (0:12.52)	0:26.48 [4] (0:12.84)	0:13.64 [3] (0:13.64)	7.3L	0:39.00	+0
4	1 <b>YA LOVE HER</b> Kirk Matheson	3	62.7 Overall	0:11.72 2200m	1:05.38 [1] (0:12.71)	0:52.67 [1] (0:12.56)	0:40.11 [1] (0:13.03)	0:27.08 [1] (0:13.28)	0:13.80 [2] (0:13.80)	8.1L	0:40.11	-7
5	3 <b>MORE SAINTLY</b> Dan McGillivray	7	64.6 2200m	0:11.57 2200m	1:05.44 [3] (0:12.74)	0:52.70 [3] (0:12.39)	0:40.31 [3] (0:12.65)	0:27.66 [2] (0:13.46)	0:14.20 [5] (0:14.20)	11.4L	0:40.31	-6
6	2 <b>HIT 'EM UP</b> Brandon Lerena	6	64.5 Overall	0:11.62 2200m	1:05.35 [5] (0:12.95)	0:52.40 [5] (0:12.50)	0:39.90 [4] (0:12.79)	0:27.11 [6] (0:13.40)	0:13.71 [6] (0:13.71)	11.7L	0:39.90	-5
7	9 <b>CAMELOT STAR</b> Adin Thompson	2	63.1 2200m	0:11.86 2200m	1:05.55 [4] (0:12.95)	0:52.60 [4] (0:12.66)	0:39.94 [7] (0:12.89)	0:27.05 [8] (0:13.48)	0:13.57 [8] (0:13.57)	12.5L	0:39.94	-16
8	8 <b>CHIEF COMMAND</b> Jace McMurray	8	63.9 2200m	0:11.51 2200m	1:07.05 [2] (0:12.81)	0:54.24 [2] (0:12.60)	0:41.64 [2] (0:12.96)	0:28.68 [3] (0:13.77)	0:14.91 [7] (0:14.91)	19L	0:41.64	+7

Scratched: Amalgamation (#4)

[ ] Ranking at each section and finish  
 -:-:- No data available at this section  
 NA No data available

SCN Saddle cloth number  
 DNF Did not finish  
 DNT Did not track



Horse/Jockey Name	Radegast
Final Rank	1
Fastest Section Time (Section)	0:11.71 (2200m)
Top Speed [km/h] (Section)	65.9 (2200m)
Race State	Finished



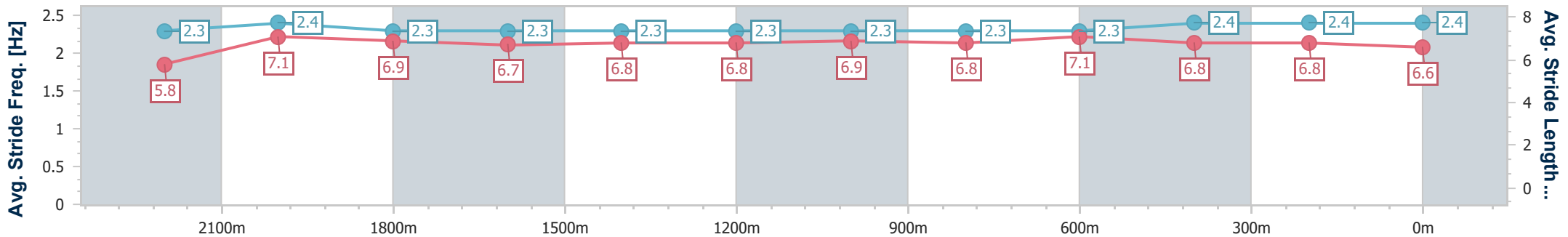
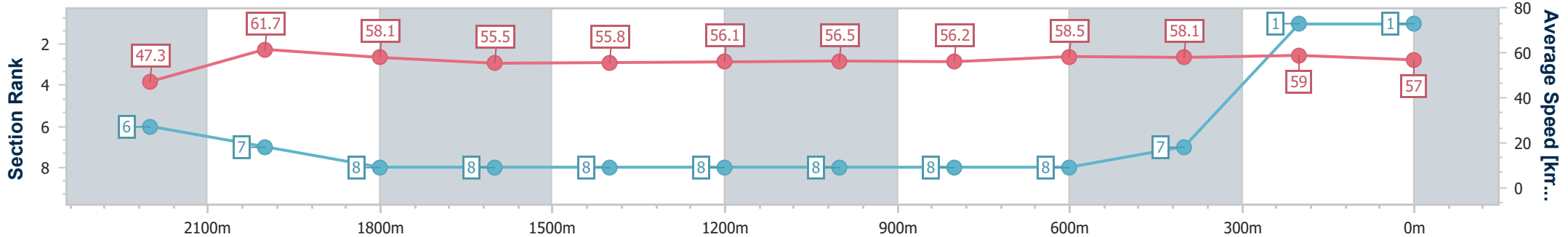
Aquis Park Gold Coast QLD Professional  
 Race 2: GOLD COAST TITANS BENCHMARK 62 Handicap - 2400m



30 November 2024 - 13:44

Track Rating: Heavy 8, Weather: Showers, Rail Position: True

Section	Overall	2200m	2000m	1800m	1600m	1400m	1200m	1000m	800m	600m	400m	200m
Section Times	2:33.93 [1] (0:15.20)	2:18.73 [6] (0:11.71)	2:07.02 [7] (0:12.41)	1:54.61 [8] (0:13.03)	1:41.58 [8] (0:13.08)	1:28.50 [8] (0:12.87)	1:15.63 [8] (0:12.78)	1:02.85 [8] (0:12.91)	0:49.94 [8] (0:12.39)	0:37.55 [8] (0:12.57)	0:24.98 [7] (0:12.33)	0:12.65 [1] (0:12.65)
Average Speed [km/h]	47.3	61.7	58.1	55.5	55.8	56.1	56.5	56.2	58.5	58.1	59.0	57.0
Top Speed [km/h]	62.6	65.9	59.6	57.8	57.7	56.9	57.2	57.4	59.5	59.8	60.0	58.2
Avg. Dist. to Rail [m]	3.9	1.1	1.3	1.8	2.3	2.3	2.3	1.5	1.8	2.9	8.2	11.0
Avg. Stride Freq. [Hz]	2.3	2.4	2.3	2.3	2.3	2.3	2.3	2.3	2.3	2.4	2.4	2.4
Avg. Stride Length [m]	5.8	7.1	6.9	6.7	6.8	6.8	6.9	6.8	7.1	6.8	6.8	6.6



- [ ] Ranking at each section and finish
- .-.- No data available at this section
- NA No data available



Horse/Jockey Name	Sokudo
Final Rank	2
Fastest Section Time (Section)	0:11.68 (2200m)
Top Speed [km/h] (Section)	63.1 (2200m)
Race State	Finished



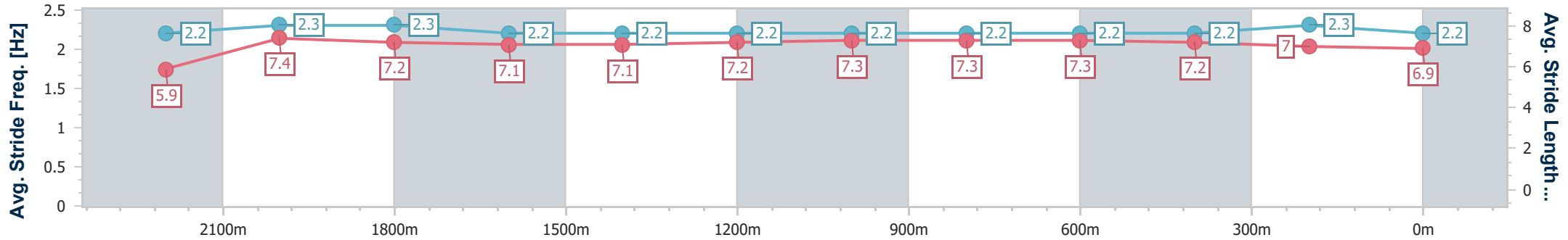
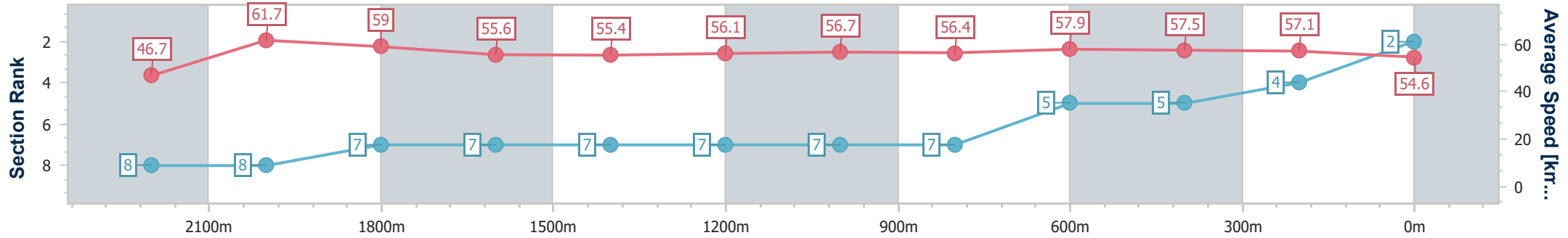
Aquis Park Gold Coast QLD Professional  
 Race 2: GOLD COAST TITANS BENCHMARK 62 Handicap - 2400m



30 November 2024 - 13:44

Track Rating: Heavy 8, Weather: Showers, Rail Position: True

Section	Overall	2200m	2000m	1800m	1600m	1400m	1200m	1000m	800m	600m	400m	200m
Section Times	2:34.78 [2] (0:15.43)	2:19.35 [8] (0:11.68)	2:07.67 [8] (0:12.18)	1:55.49 [7] (0:12.98)	1:42.51 [7] (0:13.09)	1:29.42 [7] (0:12.83)	1:16.59 [7] (0:12.71)	1:03.88 [7] (0:12.83)	0:51.05 [7] (0:12.47)	0:38.58 [5] (0:12.69)	0:25.89 [5] (0:12.71)	0:13.18 [4] (0:13.18)
Average Speed [km/h]	46.7	61.7	59.0	55.6	55.4	56.1	56.7	56.4	57.9	57.5	57.1	54.6
Top Speed [km/h]	61.7	63.1	60.0	57.1	56.4	57.0	57.2	57.1	58.9	59.0	58.5	56.7
Avg. Dist. to Rail [m]	4.3	0.4	0.1	0.7	1.4	1.4	1.3	0.8	1.0	2.3	8.1	11.5
Avg. Stride Freq. [Hz]	2.2	2.3	2.3	2.2	2.2	2.2	2.2	2.2	2.2	2.2	2.3	2.2
Avg. Stride Length [m]	5.9	7.4	7.2	7.1	7.1	7.2	7.3	7.3	7.3	7.2	7.0	6.9



- [ ] Ranking at each section and finish
- .-.- No data available at this section
- NA No data available



Horse/Jockey Name	Going To The Sun
Final Rank	3
Fastest Section Time (Section)	0:11.84 (2200m)
Top Speed [km/h] (Section)	61.8 (2200m)
Race State	Finished



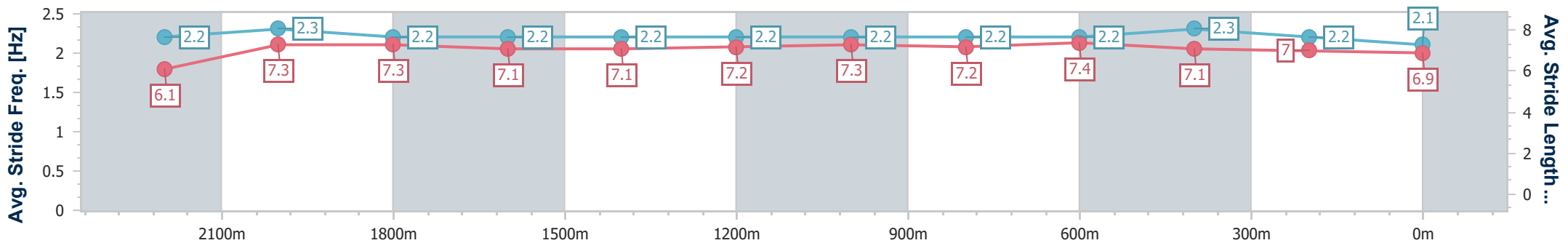
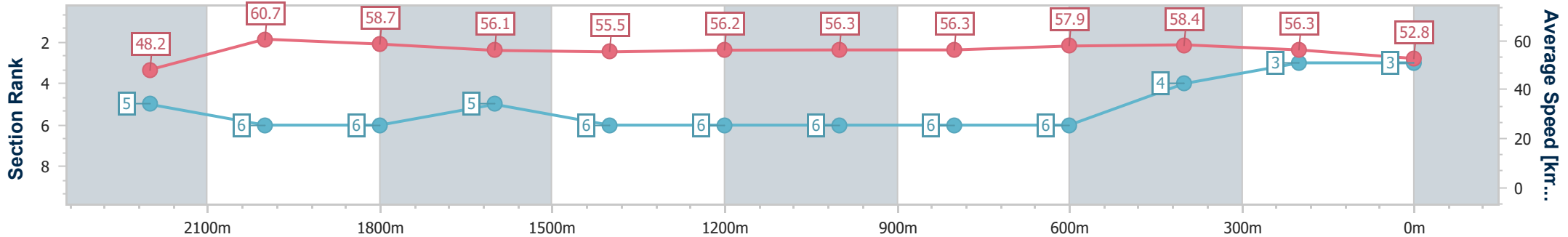
Aquis Park Gold Coast QLD Professional  
 Race 2: GOLD COAST TITANS BENCHMARK 62 Handicap - 2400m



30 November 2024 - 13:44

Track Rating: Heavy 8, Weather: Showers, Rail Position: True

Section	Overall	2200m	2000m	1800m	1600m	1400m	1200m	1000m	800m	600m	400m	200m
Section Times	2:35.22 [3] (0:14.97)	2:20.25 [5] (0:11.84)	2:08.41 [6] (0:12.29)	1:56.12 [6] (0:12.93)	1:43.19 [5] (0:13.08)	1:30.11 [6] (0:12.88)	1:17.23 [6] (0:12.79)	1:04.44 [6] (0:12.93)	0:51.51 [6] (0:12.51)	0:39.00 [6] (0:12.52)	0:26.48 [4] (0:12.84)	0:13.64 [3] (0:13.64)
Average Speed [km/h]	48.2	60.7	58.7	56.1	55.5	56.2	56.3	56.3	57.9	58.4	56.3	52.8
Top Speed [km/h]	61.6	61.8	59.5	57.6	57.6	57.4	56.9	57.8	58.9	59.6	57.0	54.8
Avg. Dist. to Rail [m]	5.4	0.4	0.8	1.5	2.2	2.1	2.1	1.6	2.0	3.0	6.2	9.1
Avg. Stride Freq. [Hz]	2.2	2.3	2.2	2.2	2.2	2.2	2.2	2.2	2.2	2.3	2.2	2.1
Avg. Stride Length [m]	6.1	7.3	7.3	7.1	7.1	7.2	7.3	7.2	7.4	7.1	7.0	6.9



- [ ] Ranking at each section and finish
- .-.- No data available at this section
- NA No data available



Horse/Jockey Name	Ya Love Her
Final Rank	4
Fastest Section Time (Section)	0:11.72 (2200m)
Top Speed [km/h] (Section)	62.7 (Overall)
Race State	Finished



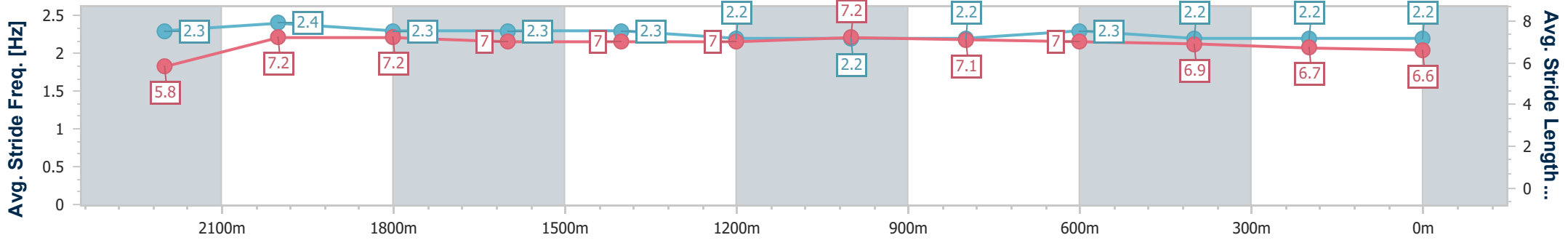
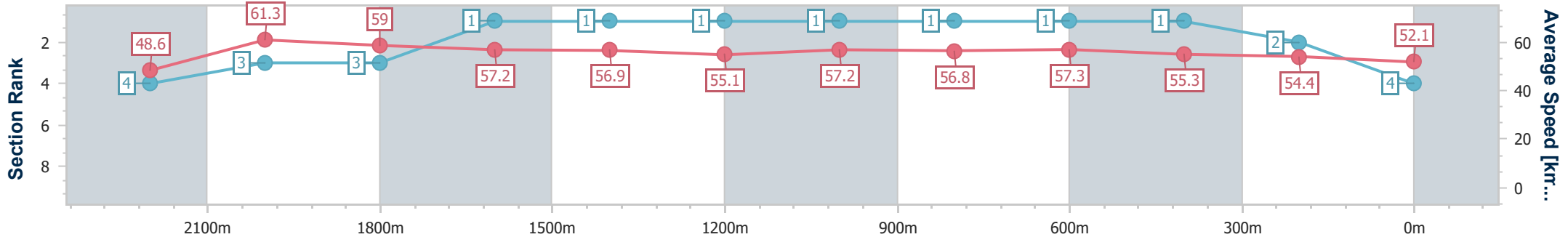
Aquis Park Gold Coast QLD Professional  
Race 2: GOLD COAST TITANS BENCHMARK 62 Handicap - 2400m



30 November 2024 - 13:44

Track Rating: Heavy 8, Weather: Showers, Rail Position: True

Section	Overall	2200m	2000m	1800m	1600m	1400m	1200m	1000m	800m	600m	400m	200m
Section Times	2:35.37 [4] (0:14.90)	2:20.47 [4] (0:11.72)	2:08.75 [3] (0:12.24)	1:56.51 [3] (0:12.72)	1:43.79 [1] (0:12.76)	1:31.03 [1] (0:13.06)	1:17.97 [1] (0:12.59)	1:05.38 [1] (0:12.71)	0:52.67 [1] (0:12.56)	0:40.11 [1] (0:13.03)	0:27.08 [1] (0:13.28)	0:13.80 [2] (0:13.80)
Average Speed [km/h]	48.6	61.3	59.0	57.2	56.9	55.1	57.2	56.8	57.3	55.3	54.4	52.1
Top Speed [km/h]	62.7	62.4	60.3	58.5	58.0	57.2	57.5	57.6	58.0	56.3	55.1	53.8
Avg. Dist. to Rail [m]	4.9	1.1	1.1	2.5	2.2	0.6	0.6	0.4	0.4	0.7	2.5	7.5
Avg. Stride Freq. [Hz]	2.3	2.4	2.3	2.3	2.3	2.2	2.2	2.2	2.3	2.2	2.2	2.2
Avg. Stride Length [m]	5.8	7.2	7.2	7.0	7.0	7.0	7.2	7.1	7.0	6.9	6.7	6.6



- [ ] Ranking at each section and finish
- .-.- No data available at this section
- NA No data available



Horse/Jockey Name	More Saintly
Final Rank	5
Fastest Section Time (Section)	0:11.57 (2200m)
Top Speed [km/h] (Section)	64.6 (2200m)
Race State	Finished



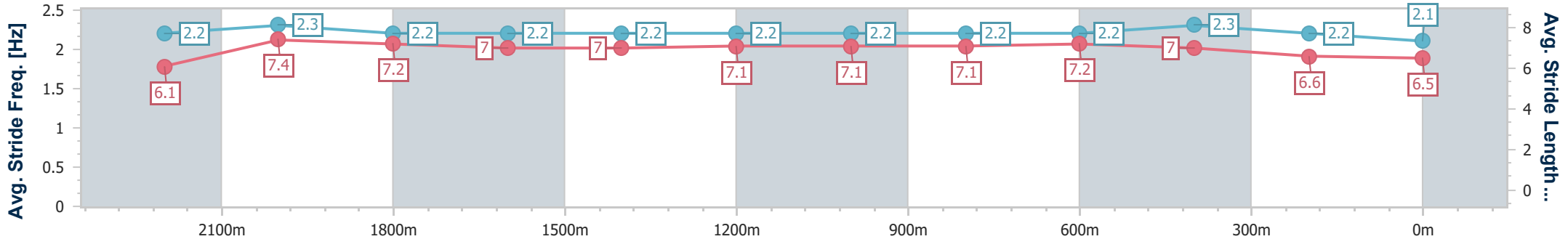
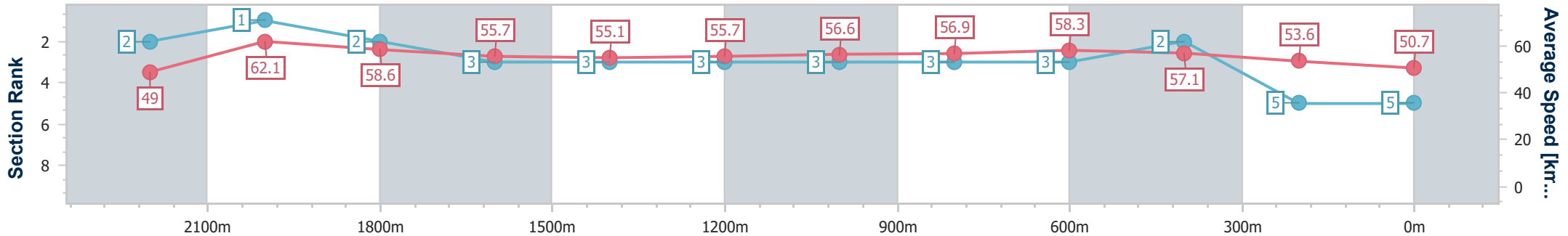
Aquis Park Gold Coast QLD Professional  
 Race 2: GOLD COAST TITANS BENCHMARK 62 Handicap - 2400m



30 November 2024 - 13:44

Track Rating: Heavy 8, Weather: Showers, Rail Position: True

Section	Overall	2200m	2000m	1800m	1600m	1400m	1200m	1000m	800m	600m	400m	200m
Section Times	2:35.96 [5] (0:14.80)	2:21.16 [2] (0:11.57)	2:09.59 [1] (0:12.29)	1:57.30 [2] (0:13.00)	1:44.30 [3] (0:13.19)	1:31.11 [3] (0:12.96)	1:18.15 [3] (0:12.71)	1:05.44 [3] (0:12.74)	0:52.70 [3] (0:12.39)	0:40.31 [3] (0:12.65)	0:27.66 [2] (0:13.46)	0:14.20 [5] (0:14.20)
Average Speed [km/h]	49.0	62.1	58.6	55.7	55.1	55.7	56.6	56.9	58.3	57.1	53.6	50.7
Top Speed [km/h]	63.6	64.6	60.2	56.9	56.9	57.0	57.3	58.2	59.3	57.9	55.6	51.3
Avg. Dist. to Rail [m]	4.1	2.0	0.9	1.4	2.0	2.4	3.1	1.4	0.7	0.3	3.0	6.5
Avg. Stride Freq. [Hz]	2.2	2.3	2.2	2.2	2.2	2.2	2.2	2.2	2.2	2.3	2.2	2.1
Avg. Stride Length [m]	6.1	7.4	7.2	7.0	7.0	7.1	7.1	7.1	7.2	7.0	6.6	6.5



- [ ] Ranking at each section and finish
- .-.- No data available at this section
- NA No data available



Horse/Jockey Name	Hit 'Em Up
Final Rank	6
Fastest Section Time (Section)	0:11.62 (2200m)
Top Speed [km/h] (Section)	64.5 (Overall)
Race State	Finished



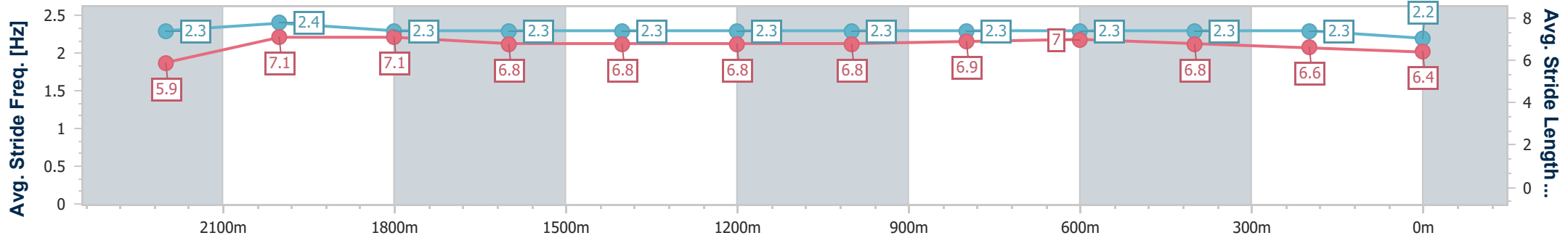
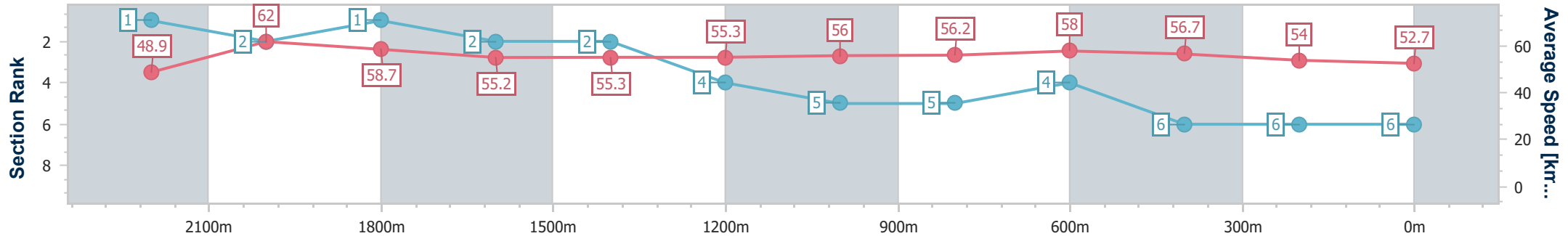
Aquis Park Gold Coast QLD Professional  
 Race 2: GOLD COAST TITANS BENCHMARK 62 Handicap - 2400m



30 November 2024 - 13:44

Track Rating: Heavy 8, Weather: Showers, Rail Position: True

Section	Overall	2200m	2000m	1800m	1600m	1400m	1200m	1000m	800m	600m	400m	200m
Section Times	2:36.03 [6] (0:14.78)	2:21.25 [1] (0:11.62)	2:09.63 [2] (0:12.24)	1:57.39 [1] (0:13.02)	1:44.37 [2] (0:13.10)	1:31.27 [2] (0:13.07)	1:18.20 [4] (0:12.85)	1:05.35 [5] (0:12.95)	0:52.40 [5] (0:12.50)	0:39.90 [4] (0:12.79)	0:27.11 [6] (0:13.40)	0:13.71 [6] (0:13.71)
Average Speed [km/h]	48.9	62.0	58.7	55.2	55.3	55.3	56.0	56.2	58.0	56.7	54.0	52.7
Top Speed [km/h]	64.5	63.7	60.6	56.6	56.4	56.6	56.5	58.3	59.0	58.1	55.4	54.2
Avg. Dist. to Rail [m]	4.3	1.4	0.7	0.8	1.3	2.1	2.4	1.7	1.8	1.8	5.7	9.0
Avg. Stride Freq. [Hz]	2.3	2.4	2.3	2.3	2.3	2.3	2.3	2.3	2.3	2.3	2.3	2.2
Avg. Stride Length [m]	5.9	7.1	7.1	6.8	6.8	6.8	6.8	6.9	7.0	6.8	6.6	6.4



- [ ] Ranking at each section and finish
- .-.- No data available at this section
- NA No data available





Horse/Jockey Name	Camelot Star
Final Rank	7
Fastest Section Time (Section)	0:11.86 (2200m)
Top Speed [km/h] (Section)	63.1 (2200m)
Race State	Finished



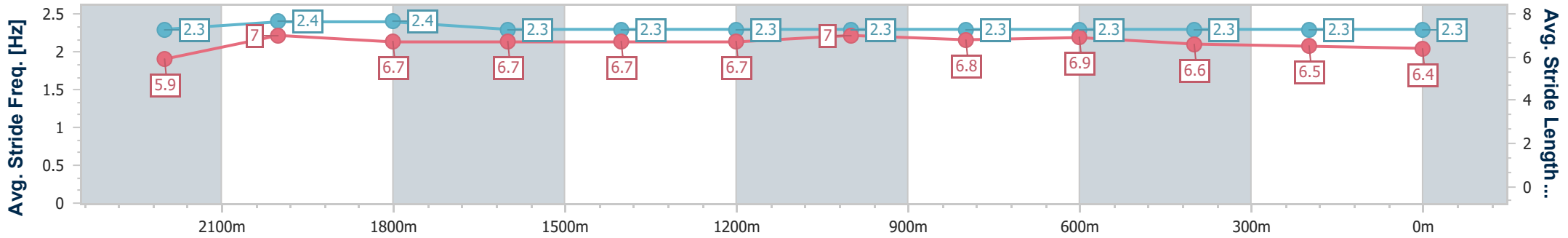
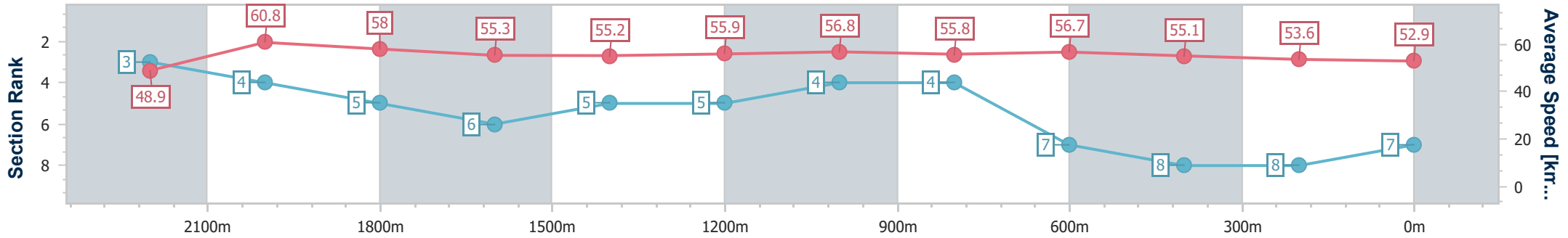
Aquis Park Gold Coast QLD Professional  
 Race 2: GOLD COAST TITANS BENCHMARK 62 Handicap - 2400m



30 November 2024 - 13:44

Track Rating: Heavy 8, Weather: Showers, Rail Position: True

Section	Overall	2200m	2000m	1800m	1600m	1400m	1200m	1000m	800m	600m	400m	200m
Section Times	2:36.17 [7] (0:14.84)	2:21.33 [3] (0:11.86)	2:09.47 [4] (0:12.37)	1:57.10 [5] (0:12.98)	1:44.12 [6] (0:13.02)	1:31.10 [5] (0:12.86)	1:18.24 [5] (0:12.69)	1:05.55 [4] (0:12.95)	0:52.60 [4] (0:12.66)	0:39.94 [7] (0:12.89)	0:27.05 [8] (0:13.48)	0:13.57 [8] (0:13.57)
Average Speed [km/h]	48.9	60.8	58.0	55.3	55.2	55.9	56.8	55.8	56.7	55.1	53.6	52.9
Top Speed [km/h]	62.0	63.1	61.0	56.5	57.6	57.1	57.3	56.5	57.6	56.4	54.3	56.3
Avg. Dist. to Rail [m]	5.0	0.3	0.6	0.6	0.7	0.6	1.0	0.6	0.5	2.2	1.7	4.6
Avg. Stride Freq. [Hz]	2.3	2.4	2.4	2.3	2.3	2.3	2.3	2.3	2.3	2.3	2.3	2.3
Avg. Stride Length [m]	5.9	7.0	6.7	6.7	6.7	6.7	6.7	7.0	6.9	6.6	6.5	6.4



- [ ] Ranking at each section and finish
- .-.- No data available at this section
- NA No data available



Horse/Jockey Name	Chief Command
Final Rank	8
Fastest Section Time (Section)	0:11.51 (2200m)
Top Speed [km/h] (Section)	63.9 (2200m)
Race State	Finished



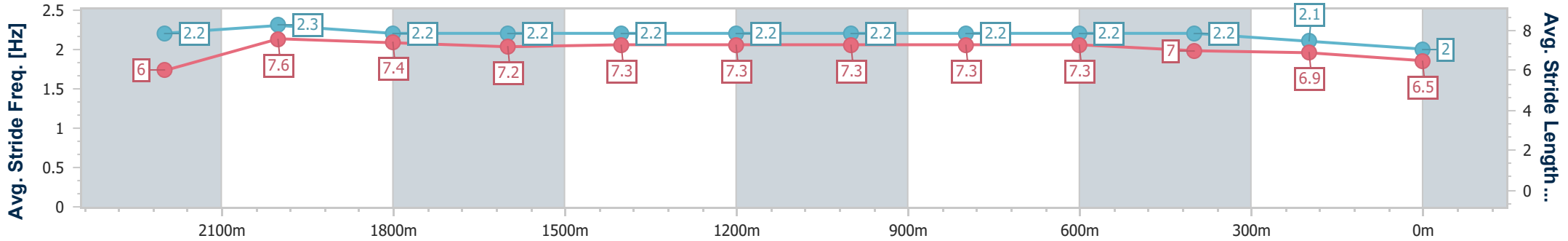
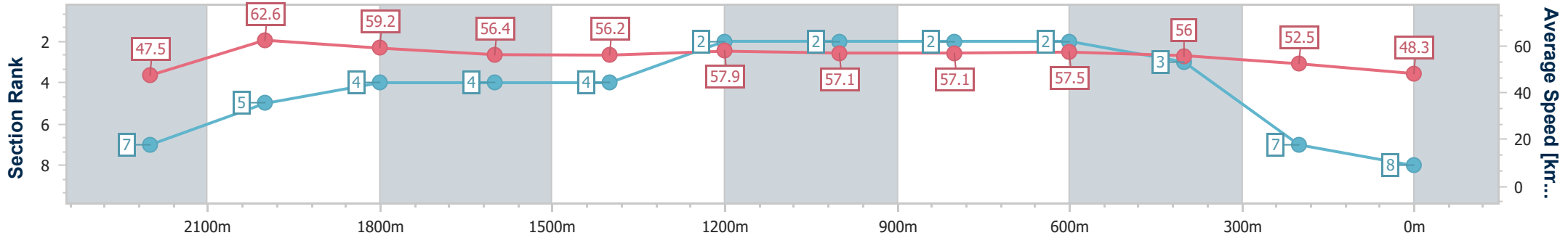
Aquis Park Gold Coast QLD Professional  
 Race 2: GOLD COAST TITANS BENCHMARK 62 Handicap - 2400m



30 November 2024 - 13:44

Track Rating: Heavy 8, Weather: Showers, Rail Position: True

Section	Overall	2200m	2000m	1800m	1600m	1400m	1200m	1000m	800m	600m	400m	200m
Section Times	2:37.28 [8] (0:15.23)	2:22.05 [7] (0:11.51)	2:10.54 [5] (0:12.27)	1:58.27 [4] (0:13.01)	1:45.26 [4] (0:13.03)	1:32.23 [4] (0:12.54)	1:19.69 [2] (0:12.64)	1:07.05 [2] (0:12.81)	0:54.24 [2] (0:12.60)	0:41.64 [2] (0:12.96)	0:28.68 [3] (0:13.77)	0:14.91 [7] (0:14.91)
Average Speed [km/h]	47.5	62.6	59.2	56.4	56.2	57.9	57.1	57.1	57.5	56.0	52.5	48.3
Top Speed [km/h]	63.1	63.9	60.7	57.4	57.6	58.8	57.8	58.6	58.5	58.0	53.9	50.9
Avg. Dist. to Rail [m]	4.2	3.8	3.3	4.3	3.5	4.4	4.0	3.1	3.0	1.4	3.2	5.4
Avg. Stride Freq. [Hz]	2.2	2.3	2.2	2.2	2.2	2.2	2.2	2.2	2.2	2.2	2.1	2.0
Avg. Stride Length [m]	6.0	7.6	7.4	7.2	7.3	7.3	7.3	7.3	7.3	7.0	6.9	6.5



- [ ] Ranking at each section and finish
- .-.- No data available at this section
- NA No data available