

Track Rating: Soft 5, Weather: Overcast, Rail Position: +5m Entire

Section										Last 600m			
Field Times		Overall	800m	600m	400m	200m							
		0:58.28 (0:13.44)	0:44.84 (0:10.91)	0:33.93 (0:11.31)	0:22.62 (0:11.05)	0:11.57 (0:11.57)	0:33.93						
Rank	TAB	Horse/Jockey	Barrier	Top Speed [km/h]	Fastest Section	Overall	800m	600m	400m	200m	Margin	Last 600m	Distance Travelled [m]
1	13	STELLAR LADY Boris Thornton	6	67.7 Overall	0:10.87 400m	0:58.28 [1] (0:13.46)	0:44.82 [2] (0:11.07)	0:33.75 [4] (0:11.31)	0:22.44 [4] (0:10.87)	0:11.57 [1] (0:11.57)	0:58.28	0:33.75	
2	11	RISK ASSESSMENT Kyle Wilson-Taylor	7	67.0 400m	0:10.86 400m	0:58.49 [2] (0:13.60)	0:44.89 [6] (0:11.15)	0:33.74 [7] (0:11.28)	0:22.46 [6] (0:10.86)	0:11.60 [5] (0:11.60)	1L	0:33.74	+0
3	2	HELL AND BACK Ryan Maloney	2	67.0 800m	0:10.98 800m	0:58.60 [3] (0:13.72)	0:44.88 [7] (0:10.98)	0:33.90 [6] (0:11.22)	0:22.68 [5] (0:11.03)	0:11.65 [6] (0:11.65)	1.5L	0:33.90	-3
4	17	CRESSBROOK Samantha Collett	14	68.0 400m	0:10.77 400m	0:58.61 [4] (0:13.92)	0:44.69 [11] (0:11.19)	0:33.50 [11] (0:11.10)	0:22.40 [8] (0:10.77)	0:11.63 [7] (0:11.63)	1.6L	0:33.50	+3
5	3	IRON POWER Dale Smith	1	67.7 Overall	0:10.90 800m	0:58.65 [5] (0:13.59)	0:45.06 [5] (0:10.90)	0:34.16 [3] (0:11.22)	0:22.94 [2] (0:11.07)	0:11.87 [2] (0:11.87)	1.8L	0:34.16	-6
6	16	MISS MONEYPENNY Ron Stewart	10	67.4 400m	0:10.85 400m	0:58.74 [6] (0:13.83)	0:44.91 [10] (0:11.20)	0:33.71 [10] (0:11.14)	0:22.57 [7] (0:10.85)	0:11.72 [8] (0:11.72)	2.2L	0:33.71	-2
7	7	CRICKETS CHIRPING Damien Thornton	5	68.5 400m	0:10.80 400m	0:58.82 [7] (0:13.81)	0:45.01 [8] (0:11.17)	0:33.84 [9] (0:11.30)	0:22.54 [10] (0:10.80)	0:11.74 [9] (0:11.74)	2.5L	0:33.84	-1
8	9	GREY IMPACT Georgina Cartwright	3	68.0 800m	0:10.86 800m	0:58.90 [8] (0:13.49)	0:45.41 [3] (0:10.86)	0:34.55 [1] (0:11.31)	0:23.24 [1] (0:11.19)	0:12.05 [3] (0:12.05)	2.8L	0:34.55	+0
9	4	LA PETITE MAISON Angela Jones	9	69.0 Overall	0:10.93 800m	0:58.99 [9] (0:13.44)	0:45.55 [1] (0:10.93)	0:34.62 [2] (0:11.40)	0:23.22 [3] (0:11.08)	0:12.14 [3] (0:12.14)	3.2L	0:34.62	-2
10	14	YEMEAN Robbie Dolan	11	67.7 800m	0:10.93 400m	0:59.10 [10] (0:13.82)	0:45.28 [9] (0:11.12)	0:34.16 [8] (0:11.35)	0:22.81 [11] (0:10.93)	0:11.88 [10] (0:11.88)	3.7L	0:34.16	+4

Scratched: Patti 'N' Fay (#18), Noble Intent (#5), Action King (#1), Hit (#19), Deputize (#6), Richkiss (#20), Giliana (#8), Break Free (#15), Rock Melody (#12), Pia Mia (#10)



# Sunshine Coast QLD Professional

## Race 6: BVW Class 1 Plate - 1000m

29 November 2024 - 20:22



Track Rating: Soft 5, Weather: Overcast, Rail Position: +5m Entire

Section		Overall	800m	600m	400m	200m	Last 600m					
Field Times		0:58.28 (0:13.44)	0:44.84 (0:10.91)	0:33.93 (0:11.31)	0:22.62 (0:11.05)	0:11.57 (0:11.57)	0:33.93					
Rank	TAB Horse/Jockey	Barrier	Top Speed [km/h]	Fastest Section	Margin			Distance Travelled [m]				
11	21 SEEYOU LATER Jason Taylor	12	67.5 800m	0:11.10 800m	1:00.79 [11] (0:13.58)	0:47.21 [4] (0:11.10)	0:36.11 [5] (0:11.56)	0:24.55 [9] (0:11.62)	0:12.93 [11] (0:12.93)	13.5L	0:36.11	+5

Scratched: Patti 'N' Fay (#18), Noble Intent (#5), Action King (#1), Hit (#19), Deputize (#6), Richkiss (#20), Giliana (#8), Break Free (#15), Rock Melody (#12), Pia Mia (#10)

[ ] Ranking at each section and finish  
 -:-:-:- No data available at this section  
 NA No data available

SCN Saddle cloth number  
 DNF Did not finish  
 DNT Did not track



Horse/Jockey Name	Stellar Lady
Final Rank	1
Fastest Section Time (Section)	0:10.87 (400m)
Top Speed [km/h] (Section)	67.7 (Overall)
Race State	Finished



### Sunshine Coast QLD Professional

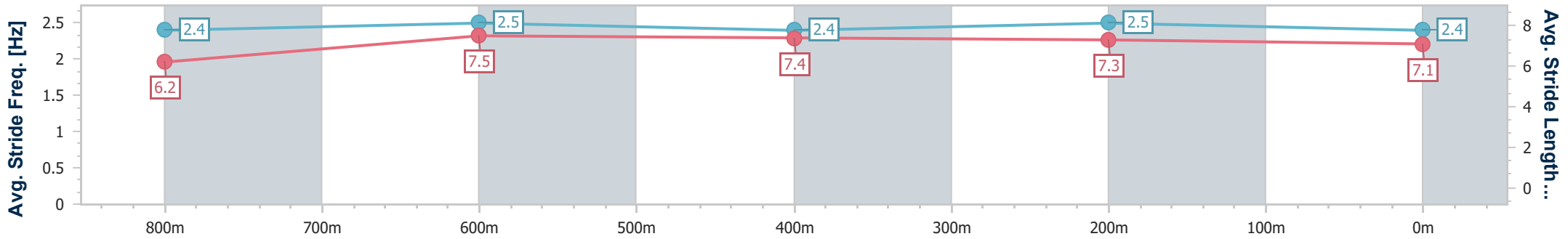
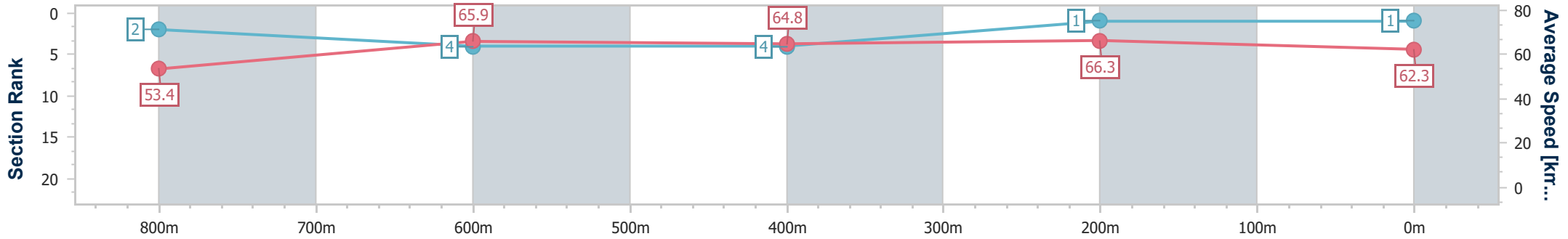
Race 6: BVW Class 1 Plate - 1000m

29 November 2024 - 20:22



Track Rating: Soft 5, Weather: Overcast, Rail Position: +5m Entire

Section	Overall	800m	600m	400m	200m
Section Times	0:58.28 [1] (0:13.46)	0:44.82 [2] (0:11.07)	0:33.75 [4] (0:11.31)	0:22.44 [4] (0:10.87)	0:11.57 [1] (0:11.57)
Average Speed [km/h]	53.4	65.9	64.8	66.3	62.3
Top Speed [km/h]	67.7	67.5	66.1	66.6	65.6
Avg. Dist. to Rail [m]	5.3	3.2	3.3	4.8	4.5
Avg. Stride Freq. [Hz]	2.4	2.5	2.4	2.5	2.4
Avg. Stride Length [m]	6.2	7.5	7.4	7.3	7.1



- [ ] Ranking at each section and finish
- .-.- No data available at this section
- NA No data available



Horse/Jockey Name	Risk Assessment
Final Rank	2
Fastest Section Time (Section)	0:10.86 (400m)
Top Speed [km/h] (Section)	67.0 (400m)
Race State	Finished



### Sunshine Coast QLD Professional

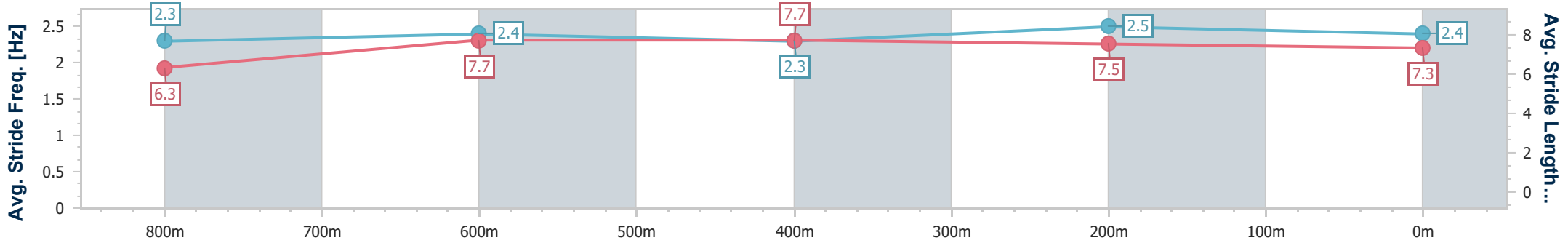
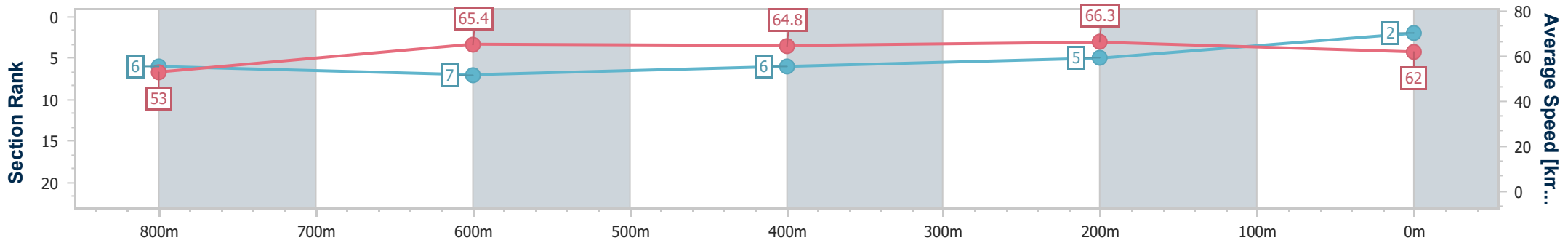
Race 6: BVW Class 1 Plate - 1000m

29 November 2024 - 20:22



Track Rating: Soft 5, Weather: Overcast, Rail Position: +5m Entire

Section	Overall	800m	600m	400m	200m
Section Times	0:58.49 [2] (0:13.60)	0:44.89 [6] (0:11.15)	0:33.74 [7] (0:11.28)	0:22.46 [6] (0:10.86)	0:11.60 [5] (0:11.60)
Average Speed [km/h]	53.0	65.4	64.8	66.3	62.0
Top Speed [km/h]	65.7	66.3	65.8	67.0	64.7
Avg. Dist. to Rail [m]	6.1	3.5	2.5	4.7	5.2
Avg. Stride Freq. [Hz]	2.3	2.4	2.3	2.5	2.4
Avg. Stride Length [m]	6.3	7.7	7.7	7.5	7.3



- [ ] Ranking at each section and finish
- .-.- No data available at this section
- NA No data available



Horse/Jockey Name	Hell And Back
Final Rank	3
Fastest Section Time (Section)	0:10.98 (800m)
Top Speed [km/h] (Section)	67.0 (800m)
Race State	Finished



### Sunshine Coast QLD Professional

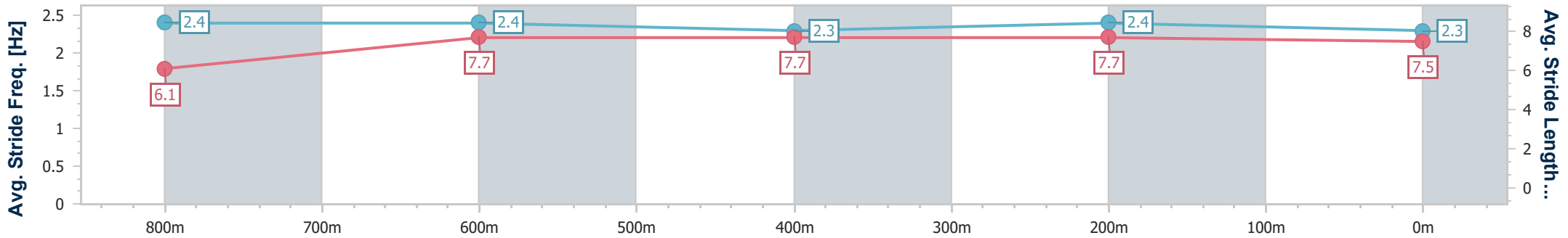
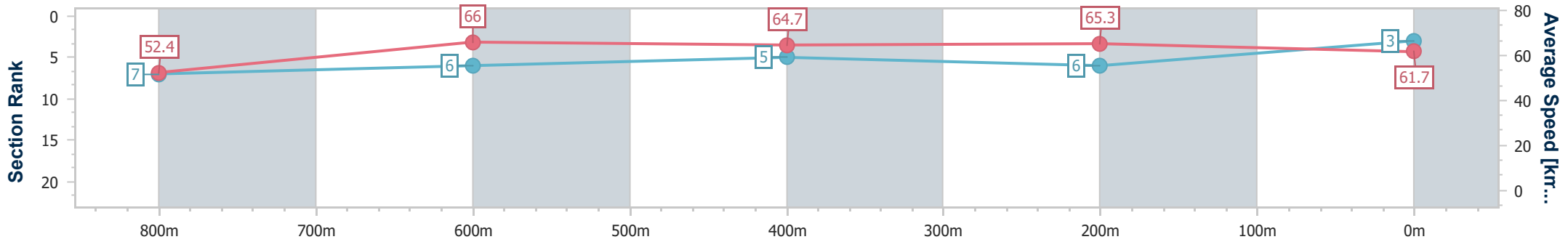
Race 6: BVW Class 1 Plate - 1000m

29 November 2024 - 20:22



Track Rating: Soft 5, Weather: Overcast, Rail Position: +5m Entire

Section	Overall	800m	600m	400m	200m
Section Times	0:58.60 [3] (0:13.72)	0:44.88 [7] (0:10.98)	0:33.90 [6] (0:11.22)	0:22.68 [5] (0:11.03)	0:11.65 [6] (0:11.65)
Average Speed [km/h]	52.4	66.0	64.7	65.3	61.7
Top Speed [km/h]	67.0	67.0	66.2	65.7	65.1
Avg. Dist. to Rail [m]	3.0	1.8	1.5	3.8	4.4
Avg. Stride Freq. [Hz]	2.4	2.4	2.3	2.4	2.3
Avg. Stride Length [m]	6.1	7.7	7.7	7.7	7.5



- [ ] Ranking at each section and finish
- .-.-.- No data available at this section
- NA No data available



Horse/Jockey Name	Cressbrook
Final Rank	4
Fastest Section Time (Section)	0:10.77 (400m)
Top Speed [km/h] (Section)	68.0 (400m)
Race State	Finished



Sunshine Coast QLD Professional

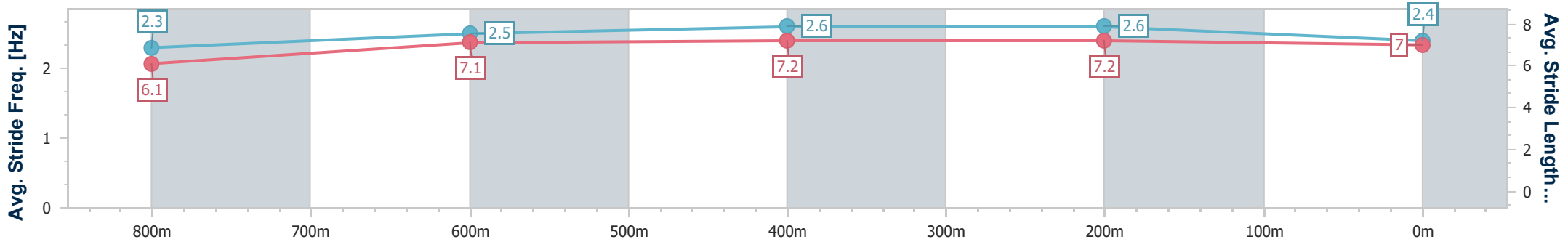
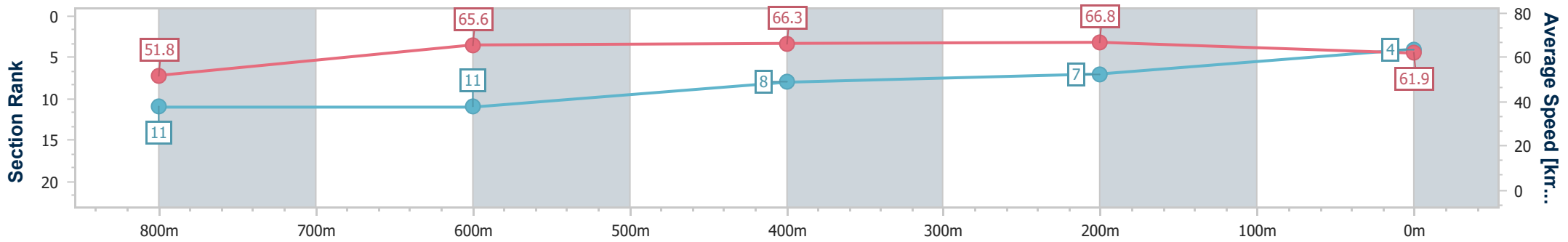
Race 6: BVW Class 1 Plate - 1000m

29 November 2024 - 20:22



Track Rating: Soft 5, Weather: Overcast, Rail Position: +5m Entire

Section	Overall	800m	600m	400m	200m
Section Times	0:58.61 [4] (0:13.92)	0:44.69 [11] (0:11.19)	0:33.50 [11] (0:11.10)	0:22.40 [8] (0:10.77)	0:11.63 [7] (0:11.63)
Average Speed [km/h]	51.8	65.6	66.3	66.8	61.9
Top Speed [km/h]	66.3	67.1	67.6	68.0	64.9
Avg. Dist. to Rail [m]	10.5	5.6	3.8	5.5	6.0
Avg. Stride Freq. [Hz]	2.3	2.5	2.6	2.6	2.4
Avg. Stride Length [m]	6.1	7.1	7.2	7.2	7.0



- [ ] Ranking at each section and finish
- .-.- No data available at this section
- NA No data available



Horse/Jockey Name	Iron Power
Final Rank	5
Fastest Section Time (Section)	0:10.90 (800m)
Top Speed [km/h] (Section)	67.7 (Overall)
Race State	Finished



### Sunshine Coast QLD Professional

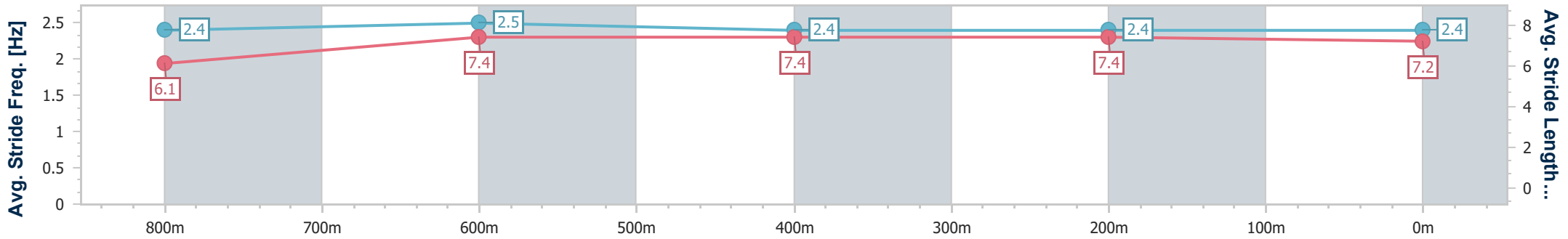
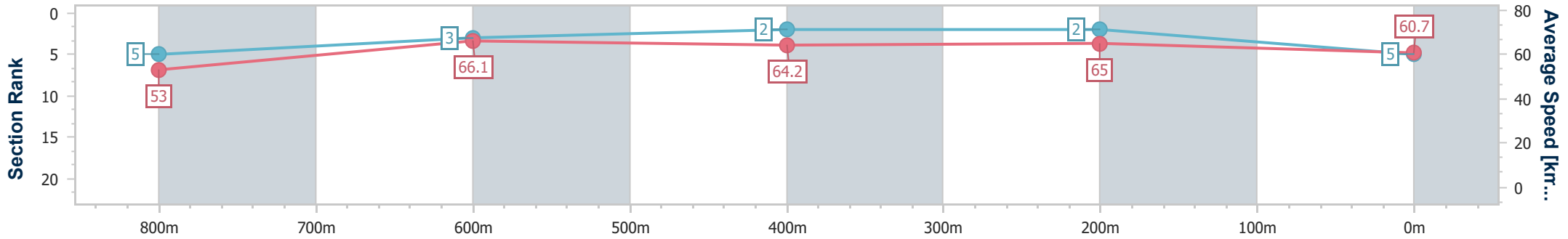
Race 6: BVW Class 1 Plate - 1000m

29 November 2024 - 20:22



Track Rating: Soft 5, Weather: Overcast, Rail Position: +5m Entire

Section	Overall	800m	600m	400m	200m
Section Times	0:58.65 [5] (0:13.59)	0:45.06 [5] (0:10.90)	0:34.16 [3] (0:11.22)	0:22.94 [2] (0:11.07)	0:11.87 [2] (0:11.87)
Average Speed [km/h]	53.0	66.1	64.2	65.0	60.7
Top Speed [km/h]	67.7	67.6	65.7	65.8	64.4
Avg. Dist. to Rail [m]	2.0	0.8	0.2	0.9	1.5
Avg. Stride Freq. [Hz]	2.4	2.5	2.4	2.4	2.4
Avg. Stride Length [m]	6.1	7.4	7.4	7.4	7.2



- [ ] Ranking at each section and finish
- .-.- No data available at this section
- NA No data available



Horse/Jockey Name	Miss Money Penny
Final Rank	6
Fastest Section Time (Section)	0:10.85 (400m)
Top Speed [km/h] (Section)	67.4 (400m)
Race State	Finished



### Sunshine Coast QLD Professional

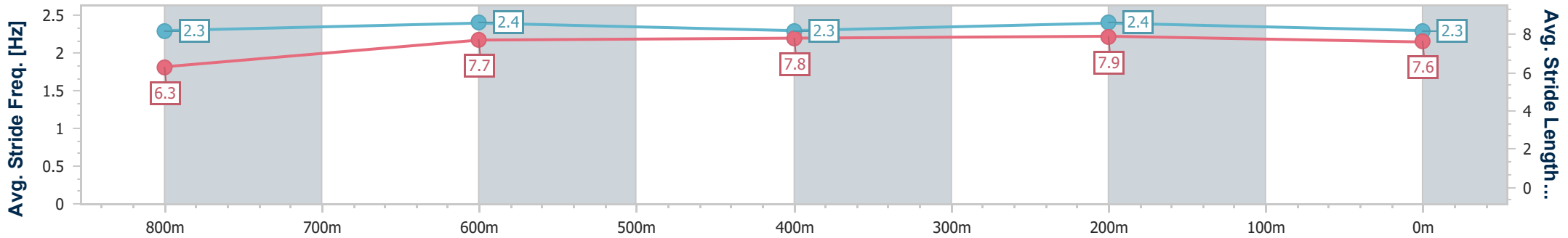
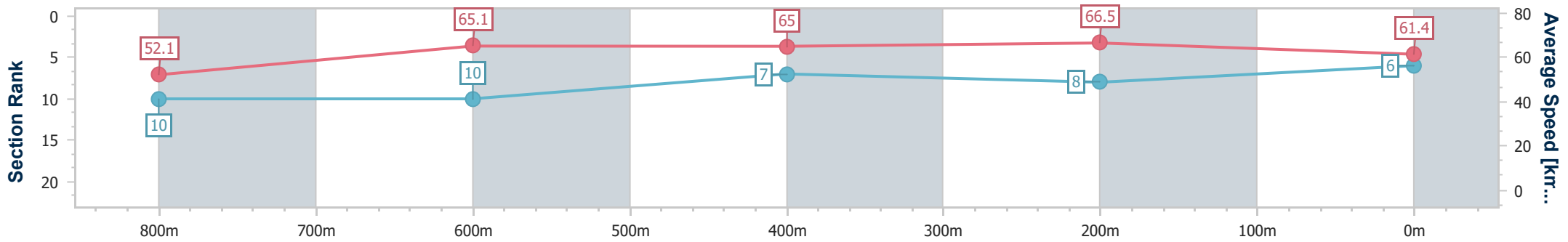
Race 6: BVW Class 1 Plate - 1000m

29 November 2024 - 20:22



Track Rating: Soft 5, Weather: Overcast, Rail Position: +5m Entire

Section	Overall	800m	600m	400m	200m
Section Times	0:58.74 [6] (0:13.83)	0:44.91 [10] (0:11.20)	0:33.71 [10] (0:11.14)	0:22.57 [7] (0:10.85)	0:11.72 [8] (0:11.72)
Average Speed [km/h]	52.1	65.1	65.0	66.5	61.4
Top Speed [km/h]	66.6	66.6	66.6	67.4	65.1
Avg. Dist. to Rail [m]	7.5	3.5	1.3	4.2	6.1
Avg. Stride Freq. [Hz]	2.3	2.4	2.3	2.4	2.3
Avg. Stride Length [m]	6.3	7.7	7.8	7.9	7.6



- [ ] Ranking at each section and finish
- .-.- No data available at this section
- NA No data available





Horse/Jockey Name	Crickets Chirping
Final Rank	7
Fastest Section Time (Section)	0:10.80 (400m)
Top Speed [km/h] (Section)	68.5 (400m)
Race State	Finished



Sunshine Coast QLD Professional

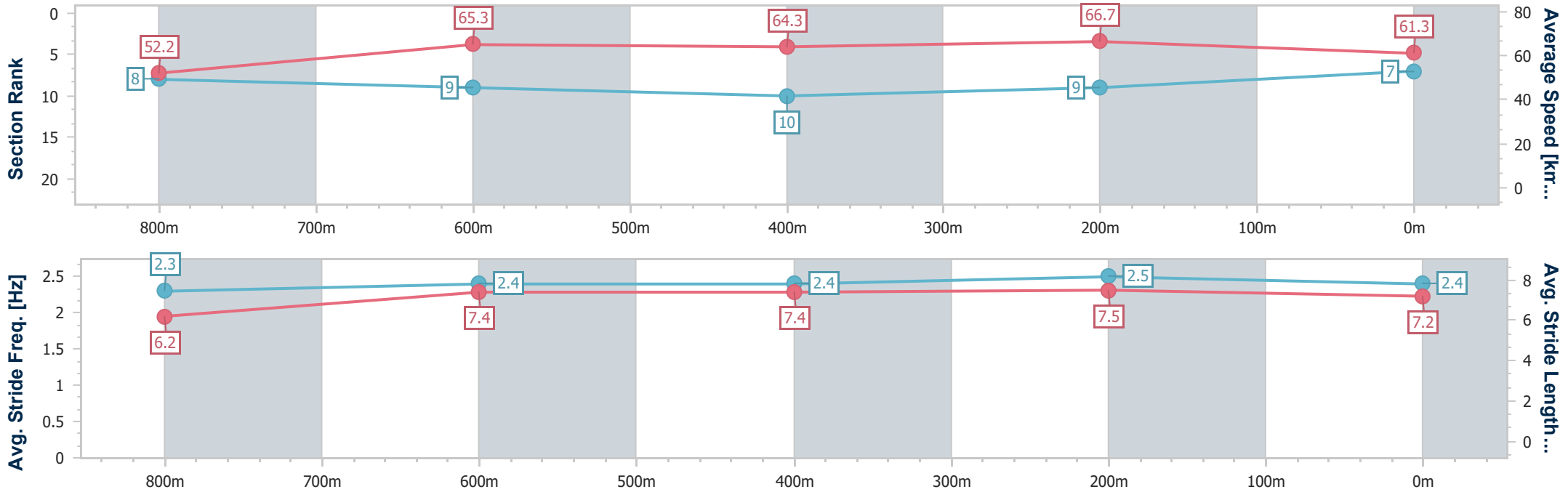
Race 6: BVW Class 1 Plate - 1000m

29 November 2024 - 20:22



Track Rating: Soft 5, Weather: Overcast, Rail Position: +5m Entire

Section	Overall	800m	600m	400m	200m
Section Times	0:58.82 [7] (0:13.81)	0:45.01 [8] (0:11.17)	0:33.84 [9] (0:11.30)	0:22.54 [10] (0:10.80)	0:11.74 [9] (0:11.74)
Average Speed [km/h]	52.2	65.3	64.3	66.7	61.3
Top Speed [km/h]	66.8	67.3	65.7	68.5	63.3
Avg. Dist. to Rail [m]	5.5	3.7	1.5	2.7	4.5
Avg. Stride Freq. [Hz]	2.3	2.4	2.4	2.5	2.4
Avg. Stride Length [m]	6.2	7.4	7.4	7.5	7.2



- [ ] Ranking at each section and finish
- .-.- No data available at this section
- NA No data available



Horse/Jockey Name	Grey Impact
Final Rank	8
Fastest Section Time (Section)	0:10.86 (800m)
Top Speed [km/h] (Section)	68.0 (800m)
Race State	Finished



Sunshine Coast QLD Professional

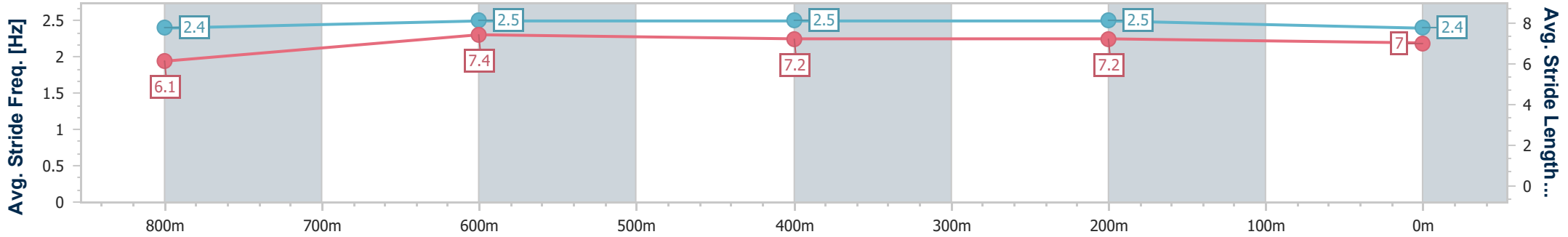
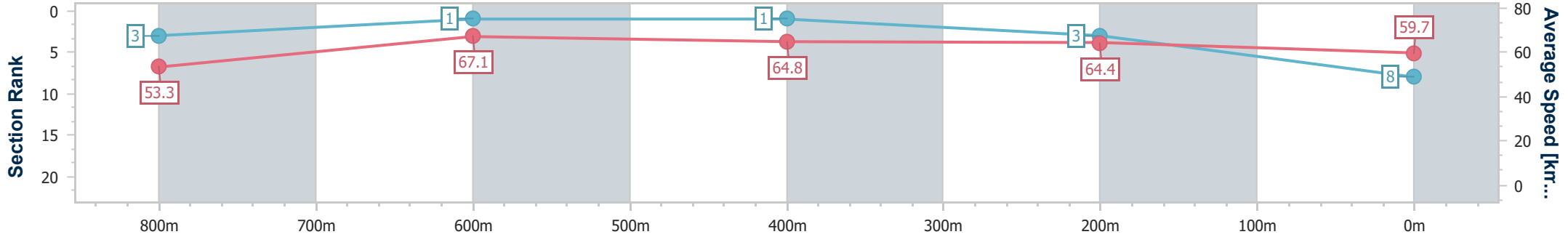
Race 6: BVW Class 1 Plate - 1000m

29 November 2024 - 20:22



Track Rating: Soft 5, Weather: Overcast, Rail Position: +5m Entire

Section	Overall	800m	600m	400m	200m
Section Times	0:58.90 [8] (0:13.49)	0:45.41 [3] (0:10.86)	0:34.55 [1] (0:11.31)	0:23.24 [1] (0:11.19)	0:12.05 [3] (0:12.05)
Average Speed [km/h]	53.3	67.1	64.8	64.4	59.7
Top Speed [km/h]	67.3	68.0	65.3	65.1	62.4
Avg. Dist. to Rail [m]	3.9	2.6	3.4	3.4	3.1
Avg. Stride Freq. [Hz]	2.4	2.5	2.5	2.5	2.4
Avg. Stride Length [m]	6.1	7.4	7.2	7.2	7.0



- [ ] Ranking at each section and finish
- .-.-.- No data available at this section
- NA No data available



Horse/Jockey Name	La Petite Maison
Final Rank	9
Fastest Section Time (Section)	0:10.93 (800m)
Top Speed [km/h] (Section)	69.0 (Overall)
Race State	Finished



Sunshine Coast QLD Professional

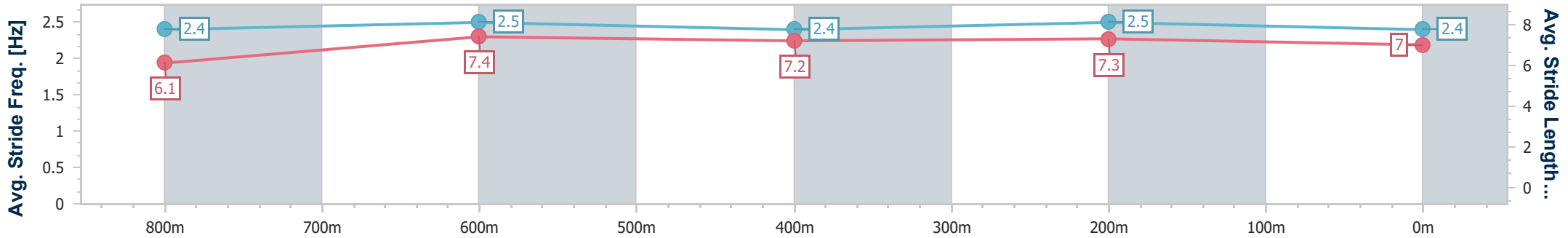
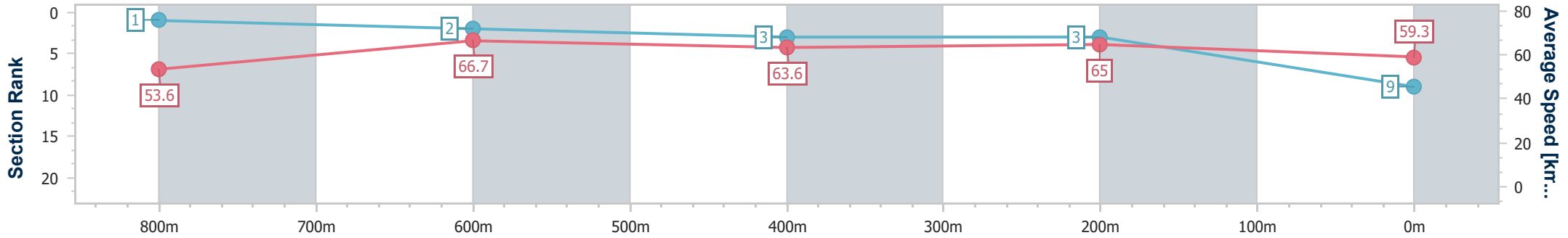
Race 6: BVW Class 1 Plate - 1000m

29 November 2024 - 20:22



Track Rating: Soft 5, Weather: Overcast, Rail Position: +5m Entire

Section	Overall	800m	600m	400m	200m
Section Times	0:58.99 [9] (0:13.44)	0:45.55 [1] (0:10.93)	0:34.62 [2] (0:11.40)	0:23.22 [3] (0:11.08)	0:12.14 [3] (0:12.14)
Average Speed [km/h]	53.6	66.7	63.6	65.0	59.3
Top Speed [km/h]	69.0	68.7	66.2	66.0	63.7
Avg. Dist. to Rail [m]	7.0	3.4	1.5	2.9	3.3
Avg. Stride Freq. [Hz]	2.4	2.5	2.4	2.5	2.4
Avg. Stride Length [m]	6.1	7.4	7.2	7.3	7.0



- [ ] Ranking at each section and finish
- .-.- No data available at this section
- NA No data available



Horse/Jockey Name	Yemean
Final Rank	10
Fastest Section Time (Section)	0:10.93 (400m)
Top Speed [km/h] (Section)	67.7 (800m)
Race State	Finished



### Sunshine Coast QLD Professional

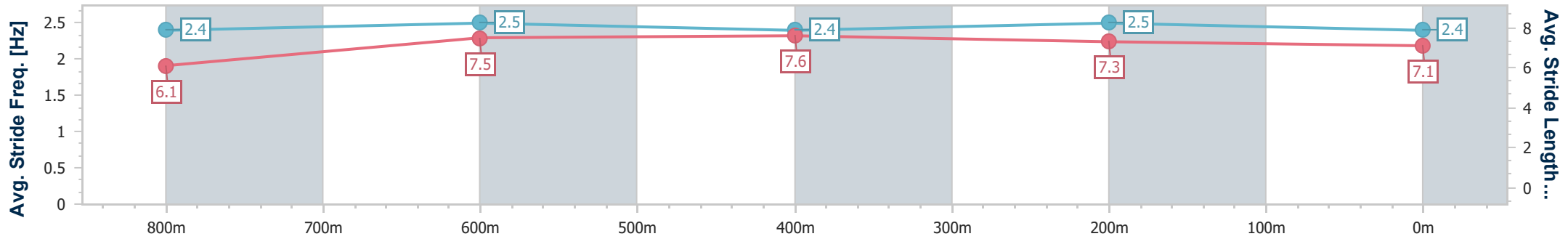
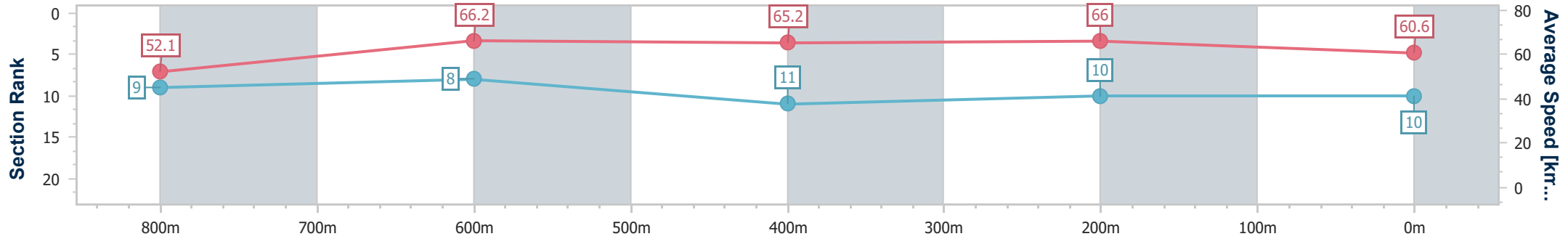
Race 6: BVW Class 1 Plate - 1000m

29 November 2024 - 20:22



Track Rating: Soft 5, Weather: Overcast, Rail Position: +5m Entire

Section	Overall	800m	600m	400m	200m
Section Times	0:59.10 [10] (0:13.82)	0:45.28 [9] (0:11.12)	0:34.16 [8] (0:11.35)	0:22.81 [11] (0:10.93)	0:11.88 [10] (0:11.88)
Average Speed [km/h]	52.1	66.2	65.2	66.0	60.6
Top Speed [km/h]	67.5	67.7	66.6	67.2	63.9
Avg. Dist. to Rail [m]	8.5	5.9	4.7	6.3	6.3
Avg. Stride Freq. [Hz]	2.4	2.5	2.4	2.5	2.4
Avg. Stride Length [m]	6.1	7.5	7.6	7.3	7.1



- [ ] Ranking at each section and finish
- .-.-.- No data available at this section
- NA No data available



Horse/Jockey Name	Seeyou Later
Final Rank	11
Fastest Section Time (Section)	0:11.10 (800m)
Top Speed [km/h] (Section)	67.5 (800m)
Race State	Finished



### Sunshine Coast QLD Professional

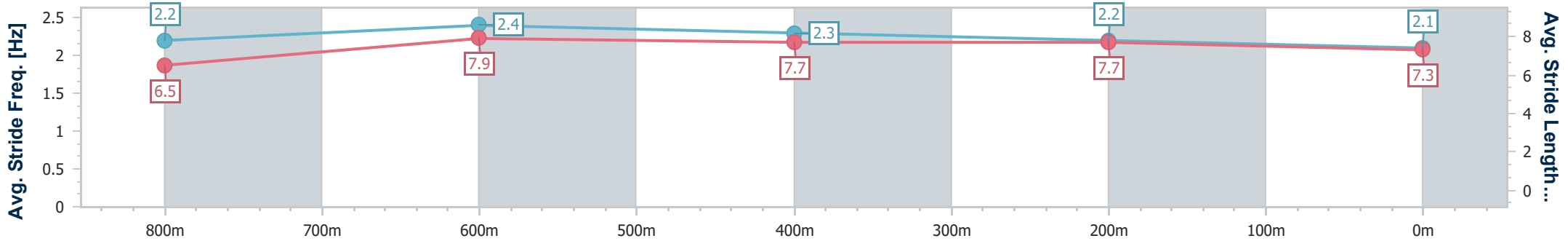
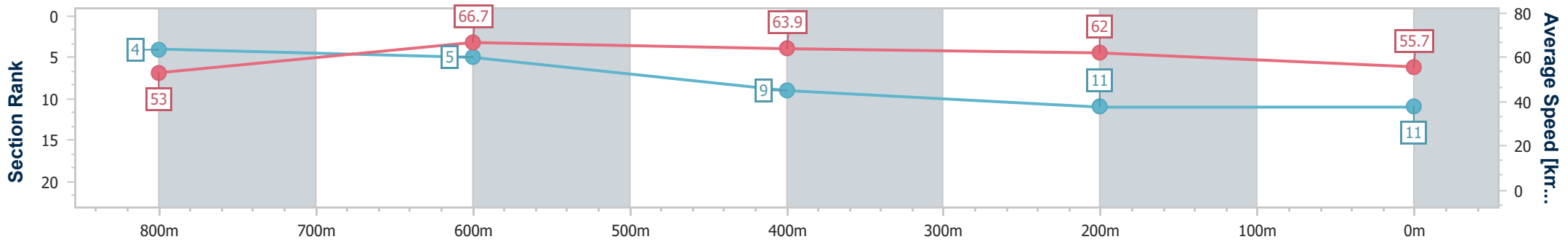
Race 6: BVW Class 1 Plate - 1000m

29 November 2024 - 20:22



Track Rating: Soft 5, Weather: Overcast, Rail Position: +5m Entire

Section	Overall	800m	600m	400m	200m
Section Times	1:00.79 [11] (0:13.58)	0:47.21 [4] (0:11.10)	0:36.11 [5] (0:11.56)	0:24.55 [9] (0:11.62)	0:12.93 [11] (0:12.93)
Average Speed [km/h]	53.0	66.7	63.9	62.0	55.7
Top Speed [km/h]	66.1	67.5	65.8	64.0	59.4
Avg. Dist. to Rail [m]	10.7	7.0	4.7	5.8	7.9
Avg. Stride Freq. [Hz]	2.2	2.4	2.3	2.2	2.1
Avg. Stride Length [m]	6.5	7.9	7.7	7.7	7.3



- [ ] Ranking at each section and finish
- .-.- No data available at this section
- NA No data available