



Sunshine Coast QLD Professional

Race 1: Integrale Homes Maiden Handicap - 1800m

29 November 2024 - 17:50



Track Rating: Soft 5, Weather: Overcast, Rail Position: +5m Entire

Section		Overall	1600m	1400m	1200m	1000m	800m	600m	Last 600m				
Field Times		1:50.62 (0:13.68)	1:36.94 (0:11.48)	1:25.46 (0:12.19)	1:13.27 (0:12.34)	1:00.93 (0:12.77)	0:48.16 (0:12.52)	0:35.64 (0:11.95)	0:35.64				
Rank	TAB Horse/Jockey	Barrier	Top Speed [km/h]	Fastest Section									Distance Travelled [m]
1	7 LA COMETA Mark Du Plessis	9	66.0 400m	0:11.07 400m	1:50.62 [1] (0:14.41)	1:36.21 [7] (0:11.55)	1:24.66 [7] (0:12.39)	1:12.27 [7] (0:12.52)	0:59.75 [7] (0:12.69)	0:47.06 [7] (0:12.40)	0:34.66 [7] (0:11.83)	0:34.66	
2	11 KHANT QUIT Micheal Hellyer	4	64.7 1600m	0:11.48 1600m	1:51.35 [2] (0:13.68)	1:37.67 [1] (0:11.48)	1:26.19 [1] (0:12.19)	1:14.00 [1] (0:12.34)	1:01.66 [1] (0:12.77)	0:48.89 [1] (0:12.52)	0:36.37 [1] (0:11.95)	0:36.37	-6
3	3 NAPA VALLEY Nikita Beriman	5	66.0 Overall	0:11.39 1600m	1:51.42 [3] (0:13.93)	1:37.49 [3] (0:11.39)	1:26.10 [2] (0:12.10)	1:14.00 [2] (0:12.42)	1:01.58 [2] (0:12.88)	0:48.70 [2] (0:12.53)	0:36.17 [2] (0:11.86)	0:36.17	-4
4	5 ROTHSPHENE Cejay Graham	7	64.7 Overall	0:11.39 1600m	1:51.54 [4] (0:14.26)	1:37.28 [6] (0:11.39)	1:25.89 [6] (0:12.38)	1:13.51 [5] (0:12.55)	1:00.96 [5] (0:12.76)	0:48.20 [6] (0:12.38)	0:35.82 [5] (0:11.91)	0:35.82	-6
5	6 SHES WONDERING Bailey Wheeler	2	63.7 1600m	0:11.38 1600m	1:51.80 [5] (0:14.71)	1:37.09 [8] (0:11.38)	1:25.71 [8] (0:12.34)	1:13.37 [8] (0:12.50)	1:00.87 [8] (0:12.71)	0:48.16 [8] (0:12.43)	0:35.73 [8] (0:11.93)	0:35.73	-9
6	9 LOVE 'N' GAMES Cody Collis	6	63.6 Overall	0:11.58 1600m	1:51.97 [6] (0:13.82)	1:38.15 [2] (0:11.58)	1:26.57 [3] (0:12.27)	1:14.30 [3] (0:12.49)	1:01.81 [3] (0:12.77)	0:49.04 [4] (0:12.53)	0:36.51 [3] (0:12.04)	0:36.51	-1
7	4 READY LIGHTLY Ron Stewart	3	64.1 1600m	0:11.43 1600m	1:51.97 [7] (0:14.04)	1:37.93 [4] (0:11.43)	1:26.50 [4] (0:12.24)	1:14.26 [4] (0:12.46)	1:01.80 [4] (0:12.74)	0:49.06 [3] (0:12.57)	0:36.49 [4] (0:12.00)	0:36.49	-4
8	1 SNOW SHOW Jace McMurray	8	65.2 1600m	0:11.53 1600m	1:52.16 [8] (0:14.08)	1:38.08 [5] (0:11.53)	1:26.55 [5] (0:12.47)	1:14.08 [6] (0:12.50)	1:01.58 [6] (0:12.69)	0:48.89 [5] (0:12.53)	0:36.36 [6] (0:12.04)	0:36.36	+7

Did Not Finish: Cruz Del Sur (#8)

Scratched: King's Warrior (#2), Cut Diamonds (#10)

[] Ranking at each section and finish
 -:-:- No data available at this section
 NA No data available

SCN Saddle cloth number
 DNF Did not finish
 DNT Did not track



Sunshine Coast QLD Professional

Race 1: Integrale Homes Maiden Handicap - 1800m

29 November 2024 - 17:50



Track Rating: Soft 5, Weather: Overcast, Rail Position: +5m Entire

Section					400m	200m					
Field Times					0:23.69 (0:11.77)	0:11.92 (0:11.92)					
								Last 600m 0:35.64			
Rank	TAB	Horse/Jockey	Barrier	Top Speed [km/h]	Fastest Section			Margin			Distance Travelled [m]
1	7	LA COMETA Mark Du Plessis	9	66.0 400m	0:11.07 400m	0:22.83 [6] (0:11.07)	0:11.76 [3] (0:11.76)	1:50.62			0:34.66
2	11	KHANT QUIT Micheal Hellyer	4	64.7 1600m	0:11.48 1600m	0:24.42 [1] (0:11.77)	0:12.65 [1] (0:12.65)	4.3L			0:36.37 -6
3	3	NAPA VALLEY Nikita Beriman	5	66.0 Overall	0:11.39 1600m	0:24.31 [2] (0:11.70)	0:12.61 [2] (0:12.61)	4.6L			0:36.17 -4
4	5	ROTHSPHENE Cejay Graham	7	64.7 Overall	0:11.39 1600m	0:23.91 [5] (0:11.66)	0:12.25 [6] (0:12.25)	5.1L			0:35.82 -6
5	6	SHES WONDERING Bailey Wheeler	2	63.7 1600m	0:11.38 1600m	0:23.80 [8] (0:11.63)	0:12.17 [8] (0:12.17)	6.6L			0:35.73 -9
6	9	LOVE 'N' GAMES Cody Collis	6	63.6 Overall	0:11.58 1600m	0:24.47 [4] (0:11.77)	0:12.70 [5] (0:12.70)	7.4L			0:36.51 -1
7	4	READY LIGHTLY Ron Stewart	3	64.1 1600m	0:11.43 1600m	0:24.49 [3] (0:11.76)	0:12.73 [4] (0:12.73)	7.5L			0:36.49 -4
8	1	SNOW SHOW Jace McMurray	8	65.2 1600m	0:11.53 1600m	0:24.32 [7] (0:11.72)	0:12.60 [7] (0:12.60)	8.5L			0:36.36 +7

Did Not Finish: Cruz Del Sur (#8)

Scratched: King's Warrior (#2), Cut Diamonds (#10)

[] Ranking at each section and finish
 -:-:- No data available at this section
 NA No data available

SCN Saddle cloth number
 DNF Did not finish
 DNT Did not track



Horse/Jockey Name	La Cometa
Final Rank	1
Fastest Section Time (Section)	0:11.07 (400m)
Top Speed [km/h] (Section)	66.0 (400m)
Race State	Finished



Sunshine Coast QLD Professional

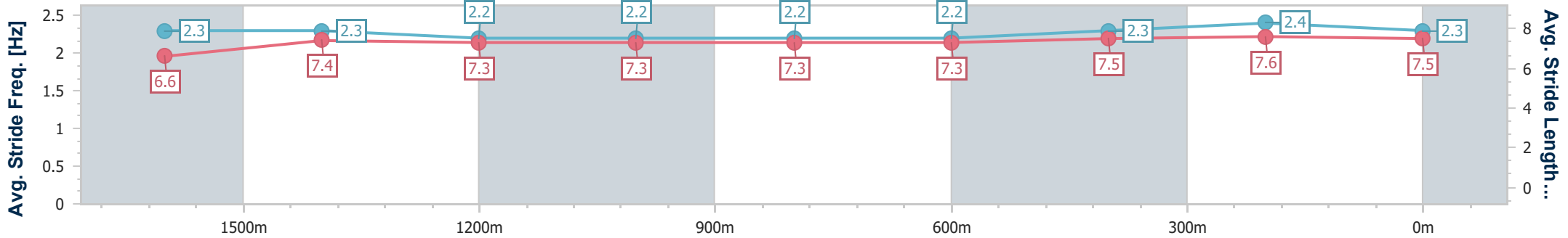
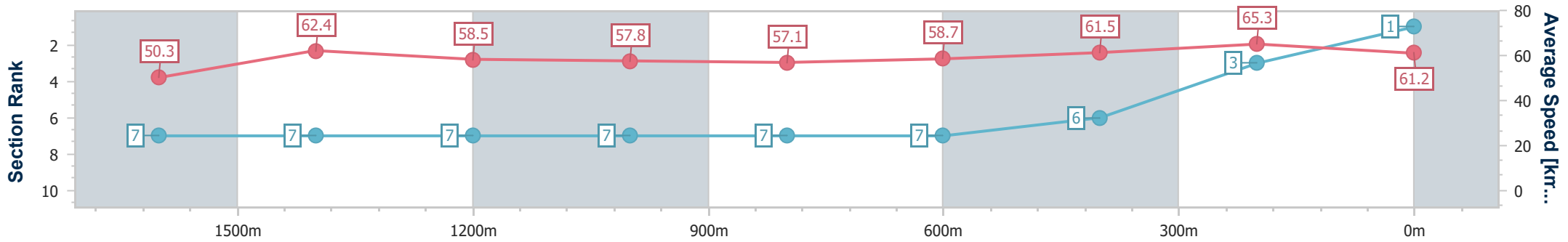
Race 1: Integrale Homes Maiden Handicap - 1800m



29 November 2024 - 17:50

Track Rating: Soft 5, Weather: Overcast, Rail Position: +5m Entire

Section	Overall	1600m	1400m	1200m	1000m	800m	600m	400m	200m				
Section Times	1:50.62 [1] (0:14.41)	1:36.21 [7] (0:11.55)	1:24.66 [7] (0:12.39)	1:12.27 [7] (0:12.52)	0:59.75 [7] (0:12.69)	0:47.06 [7] (0:12.40)	0:34.66 [7] (0:11.83)	0:22.83 [6] (0:11.07)	0:11.76 [3] (0:11.76)				
Average Speed [km/h]	50.3	62.4	58.5	57.8	57.1	58.7	61.5	65.3	61.2				
Top Speed [km/h]	62.4	63.3	62.1	58.9	58.3	60.5	64.0	66.0	63.7				
Avg. Dist. to Rail [m]	6.8	1.0	2.1	2.3	2.4	2.1	2.2	4.1	5.1				
Avg. Stride Freq. [Hz]	2.3	2.3	2.2	2.2	2.2	2.2	2.3	2.4	2.3				
Avg. Stride Length [m]	6.6	7.4	7.3	7.3	7.3	7.3	7.5	7.6	7.5				



- [] Ranking at each section and finish
- .-.- No data available at this section
- NA No data available



Horse/Jockey Name	Khant Quit
Final Rank	2
Fastest Section Time (Section)	0:11.48 (1600m)
Top Speed [km/h] (Section)	64.7 (1600m)
Race State	Finished



Sunshine Coast QLD Professional

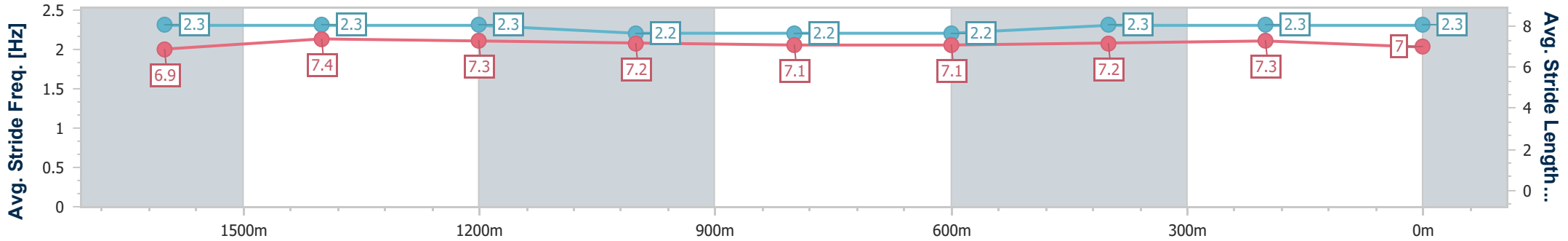
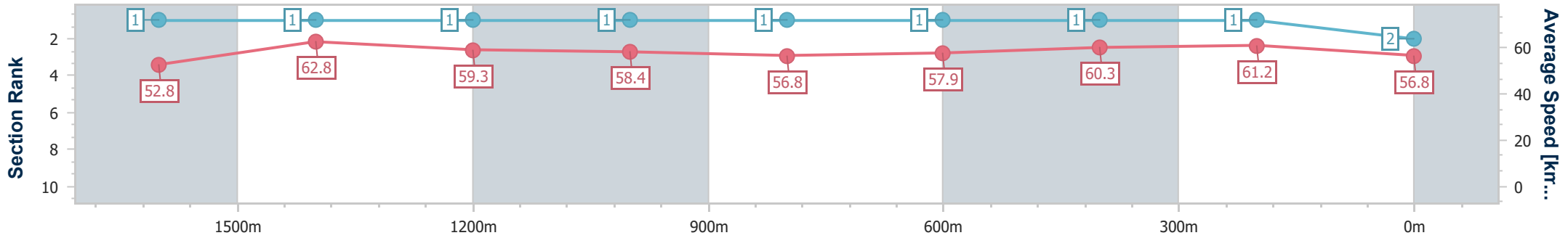
Race 1: Integrale Homes Maiden Handicap - 1800m



29 November 2024 - 17:50

Track Rating: Soft 5, Weather: Overcast, Rail Position: +5m Entire

Section	Overall	1600m	1400m	1200m	1000m	800m	600m	400m	200m
Section Times	1:51.35 [2] (0:13.68)	1:37.67 [1] (0:11.48)	1:26.19 [1] (0:12.19)	1:14.00 [1] (0:12.34)	1:01.66 [1] (0:12.77)	0:48.89 [1] (0:12.52)	0:36.37 [1] (0:11.95)	0:24.42 [1] (0:11.77)	0:12.65 [1] (0:12.65)
Average Speed [km/h]	52.8	62.8	59.3	58.4	56.8	57.9	60.3	61.2	56.8
Top Speed [km/h]	63.7	64.7	61.3	60.3	58.4	59.6	61.5	62.8	59.4
Avg. Dist. to Rail [m]	3.1	0.7	1.9	1.7	2.0	1.1	0.4	0.7	2.0
Avg. Stride Freq. [Hz]	2.3	2.3	2.3	2.2	2.2	2.2	2.3	2.3	2.3
Avg. Stride Length [m]	6.9	7.4	7.3	7.2	7.1	7.1	7.2	7.3	7.0



- [] Ranking at each section and finish
- .-.- No data available at this section
- NA No data available



Horse/Jockey Name	Napa Valley
Final Rank	3
Fastest Section Time (Section)	0:11.39 (1600m)
Top Speed [km/h] (Section)	66.0 (Overall)
Race State	Finished



Sunshine Coast QLD Professional

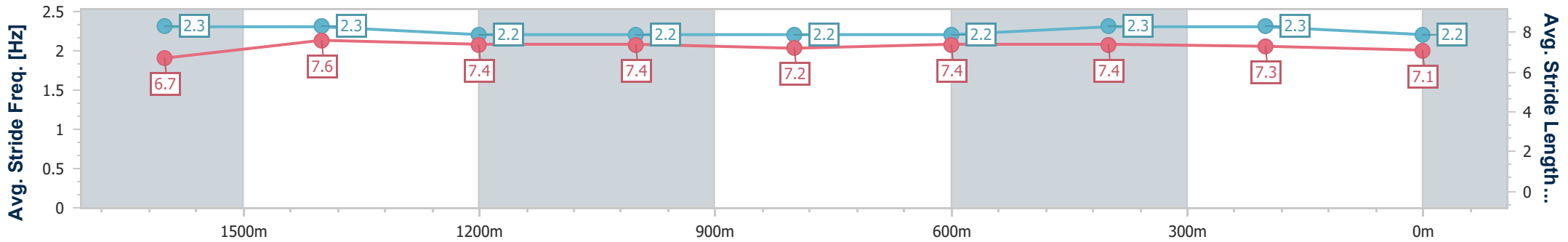
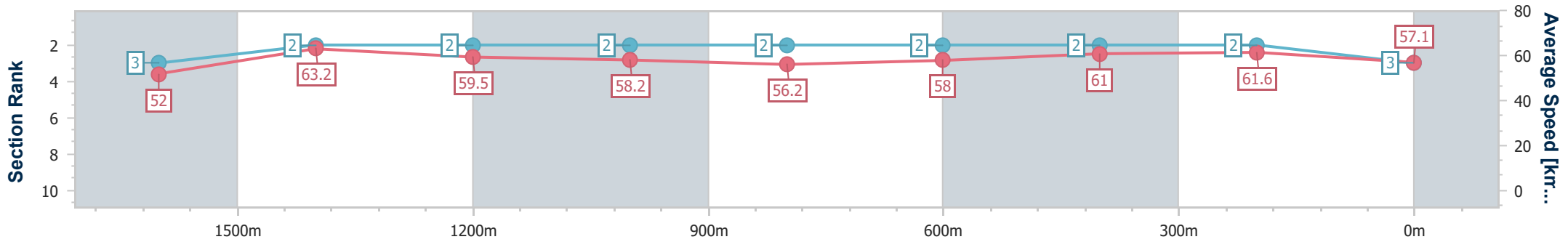
Race 1: Integrale Homes Maiden Handicap - 1800m



29 November 2024 - 17:50

Track Rating: Soft 5, Weather: Overcast, Rail Position: +5m Entire

Section	Overall	1600m	1400m	1200m	1000m	800m	600m	400m	200m
Section Times	1:51.42 [3] (0:13.93)	1:37.49 [3] (0:11.39)	1:26.10 [2] (0:12.10)	1:14.00 [2] (0:12.42)	1:01.58 [2] (0:12.88)	0:48.70 [2] (0:12.53)	0:36.17 [2] (0:11.86)	0:24.31 [2] (0:11.70)	0:12.61 [2] (0:12.61)
Average Speed [km/h]	52.0	63.2	59.5	58.2	56.2	58.0	61.0	61.6	57.1
Top Speed [km/h]	66.0	65.0	62.1	58.9	57.8	59.7	62.4	63.3	59.7
Avg. Dist. to Rail [m]	5.7	0.6	1.3	2.4	2.3	1.4	1.0	1.9	2.3
Avg. Stride Freq. [Hz]	2.3	2.3	2.2	2.2	2.2	2.2	2.3	2.3	2.2
Avg. Stride Length [m]	6.7	7.6	7.4	7.4	7.2	7.4	7.4	7.3	7.1



- [] Ranking at each section and finish
- .-.- No data available at this section
- NA No data available



Horse/Jockey Name	Rothsphene
Final Rank	4
Fastest Section Time (Section)	0:11.39 (1600m)
Top Speed [km/h] (Section)	64.7 (Overall)
Race State	Finished



Sunshine Coast QLD Professional

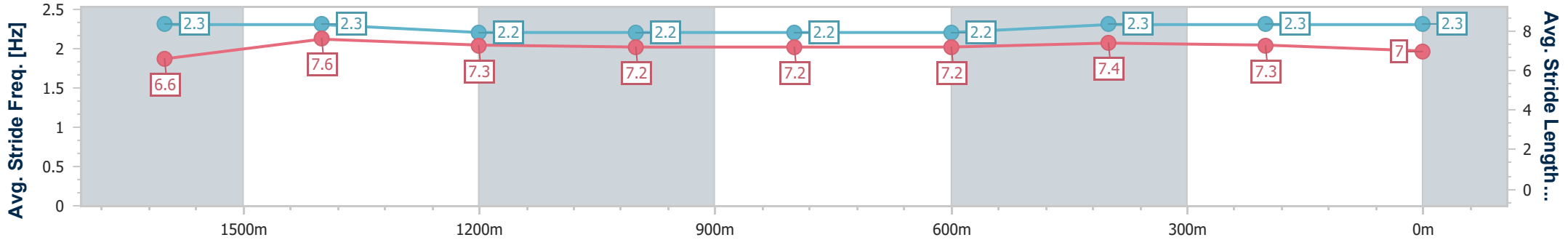
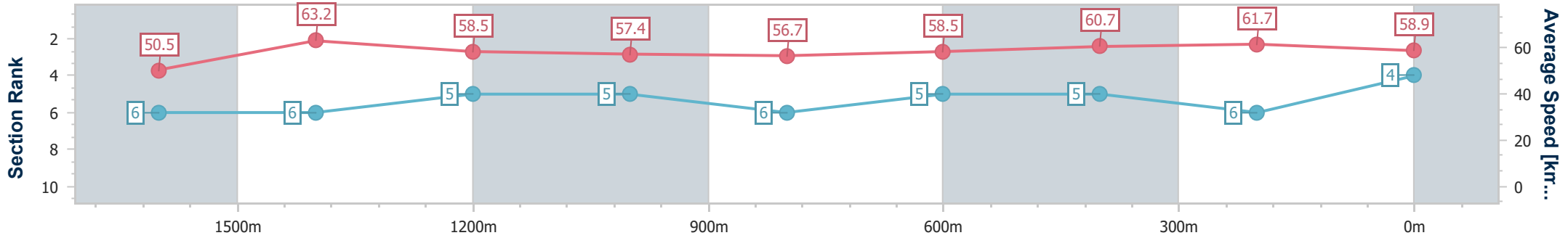
Race 1: Integrale Homes Maiden Handicap - 1800m



29 November 2024 - 17:50

Track Rating: Soft 5, Weather: Overcast, Rail Position: +5m Entire

Section	Overall	1600m	1400m	1200m	1000m	800m	600m	400m	200m			
Section Times	1:51.54 [4] (0:14.26)	1:37.28 [6] (0:11.39)	1:25.89 [6] (0:12.38)	1:13.51 [5] (0:12.55)	1:00.96 [5] (0:12.76)	0:48.20 [6] (0:12.38)	0:35.82 [5] (0:11.91)	0:23.91 [5] (0:11.66)	0:12.25 [6] (0:12.25)			
Average Speed [km/h]	50.5	63.2	58.5	57.4	56.7	58.5	60.7	61.7	58.9			
Top Speed [km/h]	64.7	64.5	61.7	58.2	57.9	60.3	62.9	63.1	60.5			
Avg. Dist. to Rail [m]	4.7	0.8	1.1	2.3	2.2	0.8	0.6	0.7	0.5			
Avg. Stride Freq. [Hz]	2.3	2.3	2.2	2.2	2.2	2.2	2.3	2.3	2.3			
Avg. Stride Length [m]	6.6	7.6	7.3	7.2	7.2	7.2	7.4	7.3	7.0			



- [] Ranking at each section and finish
- .-.- No data available at this section
- NA No data available



Horse/Jockey Name	Shes Wondering
Final Rank	5
Fastest Section Time (Section)	0:11.38 (1600m)
Top Speed [km/h] (Section)	63.7 (1600m)
Race State	Finished



Sunshine Coast QLD Professional

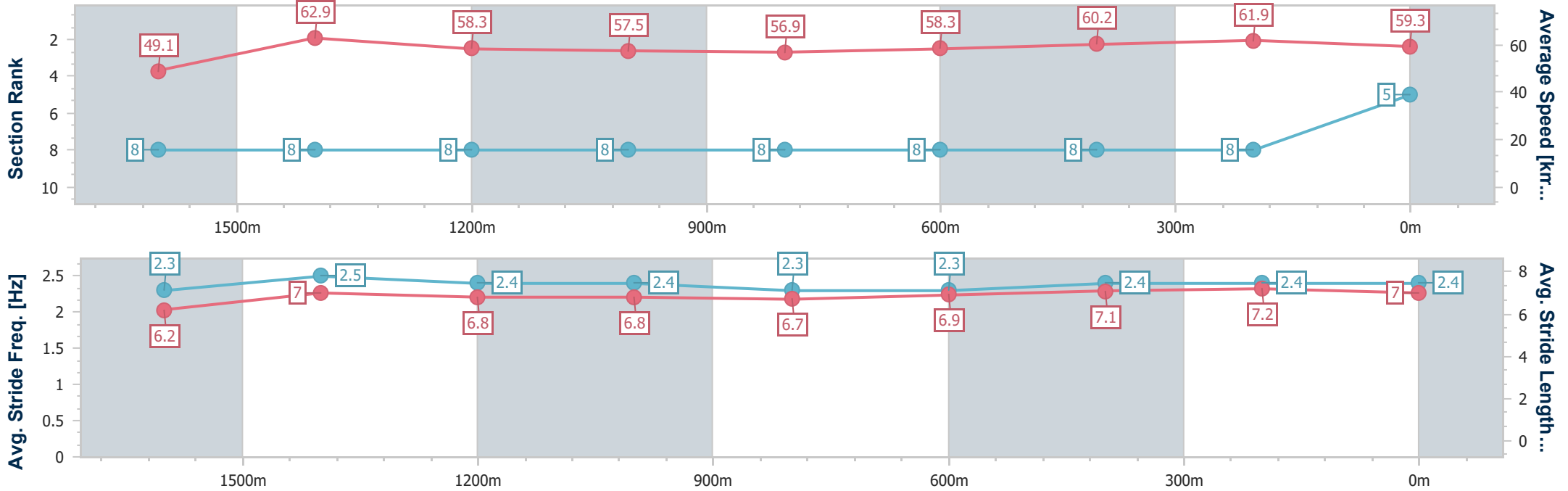
Race 1: Integrale Homes Maiden Handicap - 1800m



29 November 2024 - 17:50

Track Rating: Soft 5, Weather: Overcast, Rail Position: +5m Entire

Section	Overall	1600m	1400m	1200m	1000m	800m	600m	400m	200m
Section Times	1:51.80 [5] (0:14.71)	1:37.09 [8] (0:11.38)	1:25.71 [8] (0:12.34)	1:13.37 [8] (0:12.50)	1:00.87 [8] (0:12.71)	0:48.16 [8] (0:12.43)	0:35.73 [8] (0:11.93)	0:23.80 [8] (0:11.63)	0:12.17 [8] (0:12.17)
Average Speed [km/h]	49.1	62.9	58.3	57.5	56.9	58.3	60.2	61.9	59.3
Top Speed [km/h]	61.9	63.7	61.4	59.6	59.2	61.1	61.9	62.9	61.9
Avg. Dist. to Rail [m]	2.1	1.7	0.7	1.4	1.7	0.9	0.4	3.8	5.4
Avg. Stride Freq. [Hz]	2.3	2.5	2.4	2.4	2.3	2.3	2.4	2.4	2.4
Avg. Stride Length [m]	6.2	7.0	6.8	6.8	6.7	6.9	7.1	7.2	7.0



- [] Ranking at each section and finish
- .-.- No data available at this section
- NA No data available



Horse/Jockey Name	Love 'N' Games
Final Rank	6
Fastest Section Time (Section)	0:11.58 (1600m)
Top Speed [km/h] (Section)	63.6 (Overall)
Race State	Finished



Sunshine Coast QLD Professional

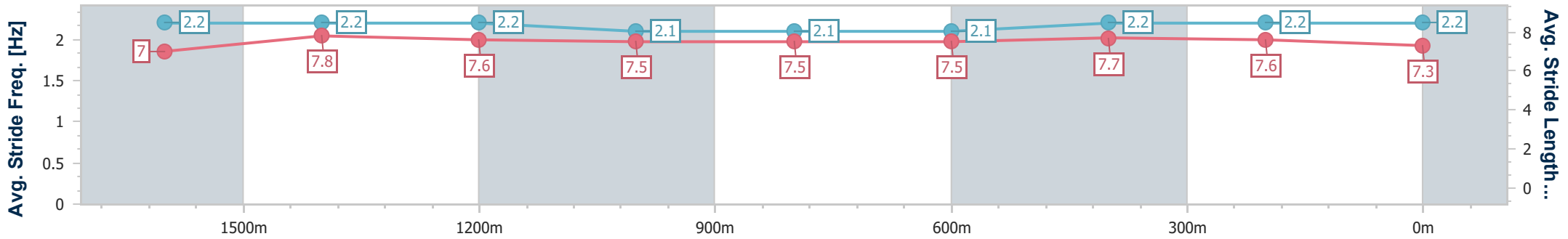
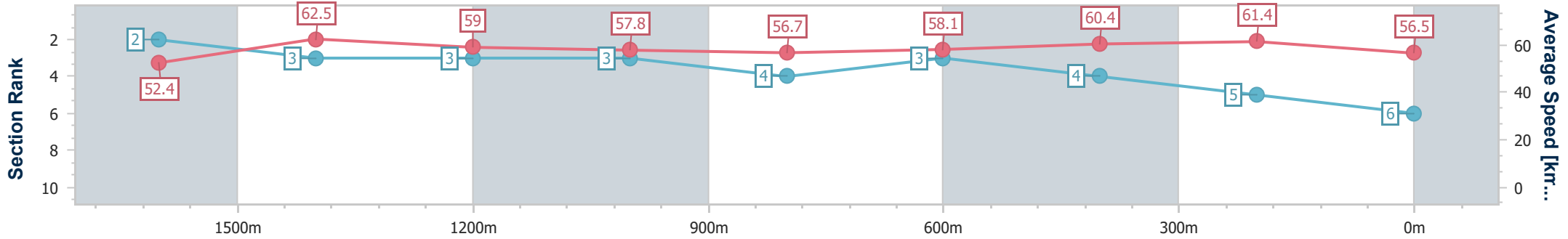
Race 1: Integrale Homes Maiden Handicap - 1800m



29 November 2024 - 17:50

Track Rating: Soft 5, Weather: Overcast, Rail Position: +5m Entire

Section	Overall	1600m	1400m	1200m	1000m	800m	600m	400m	200m				
Section Times	1:51.97 [6] (0:13.82)	1:38.15 [2] (0:11.58)	1:26.57 [3] (0:12.27)	1:14.30 [3] (0:12.49)	1:01.81 [3] (0:12.77)	0:49.04 [4] (0:12.53)	0:36.51 [3] (0:12.04)	0:24.47 [4] (0:11.77)	0:12.70 [5] (0:12.70)				
Average Speed [km/h]	52.4	62.5	59.0	57.8	56.7	58.1	60.4	61.4	56.5				
Top Speed [km/h]	63.6	63.3	60.6	58.1	57.4	60.3	61.4	62.7	58.9				
Avg. Dist. to Rail [m]	4.6	1.6	2.4	2.8	2.7	2.1	1.5	2.0	4.0				
Avg. Stride Freq. [Hz]	2.2	2.2	2.2	2.1	2.1	2.1	2.2	2.2	2.2				
Avg. Stride Length [m]	7.0	7.8	7.6	7.5	7.5	7.5	7.7	7.6	7.3				



- [] Ranking at each section and finish
- .-.- No data available at this section
- NA No data available



Horse/Jockey Name	Ready Lightly
Final Rank	7
Fastest Section Time (Section)	0:11.43 (1600m)
Top Speed [km/h] (Section)	64.1 (1600m)
Race State	Finished



Sunshine Coast QLD Professional

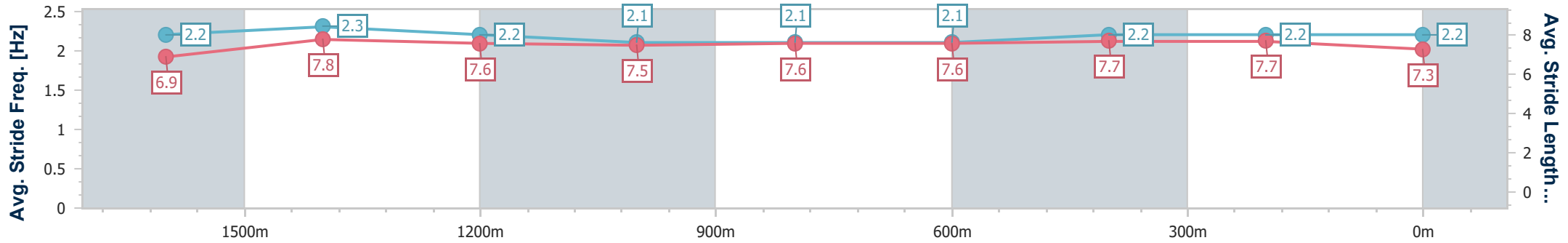
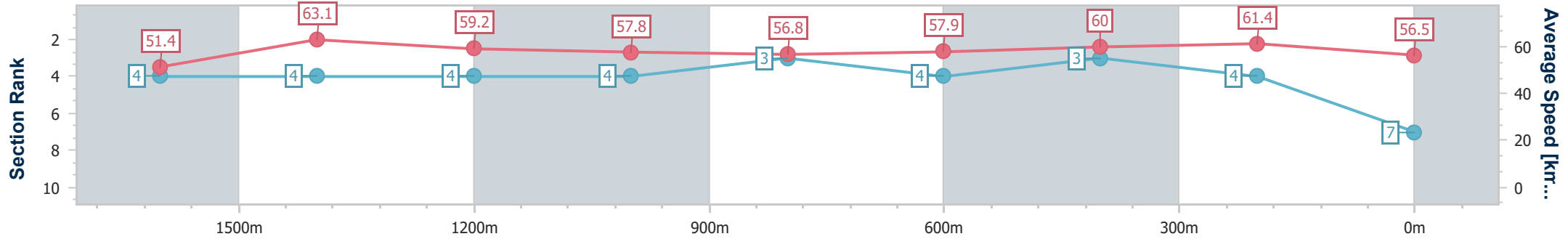
Race 1: Integrale Homes Maiden Handicap - 1800m



29 November 2024 - 17:50

Track Rating: Soft 5, Weather: Overcast, Rail Position: +5m Entire

Section	Overall	1600m	1400m	1200m	1000m	800m	600m	400m	200m			
Section Times	1:51.97 [7] (0:14.04)	1:37.93 [4] (0:11.43)	1:26.50 [4] (0:12.24)	1:14.26 [4] (0:12.46)	1:01.80 [4] (0:12.74)	0:49.06 [3] (0:12.57)	0:36.49 [4] (0:12.00)	0:24.49 [3] (0:11.76)	0:12.73 [4] (0:12.73)			
Average Speed [km/h]	51.4	63.1	59.2	57.8	56.8	57.9	60.0	61.4	56.5			
Top Speed [km/h]	63.5	64.1	61.0	58.3	57.3	58.9	62.2	62.0	59.3			
Avg. Dist. to Rail [m]	2.6	0.8	1.5	1.9	2.1	1.5	0.8	0.9	2.3			
Avg. Stride Freq. [Hz]	2.2	2.3	2.2	2.1	2.1	2.1	2.2	2.2	2.2			
Avg. Stride Length [m]	6.9	7.8	7.6	7.5	7.6	7.6	7.7	7.7	7.3			



- [] Ranking at each section and finish
- .-.- No data available at this section
- NA No data available



Horse/Jockey Name	Snow Show
Final Rank	8
Fastest Section Time (Section)	0:11.53 (1600m)
Top Speed [km/h] (Section)	65.2 (1600m)
Race State	Finished



Sunshine Coast QLD Professional

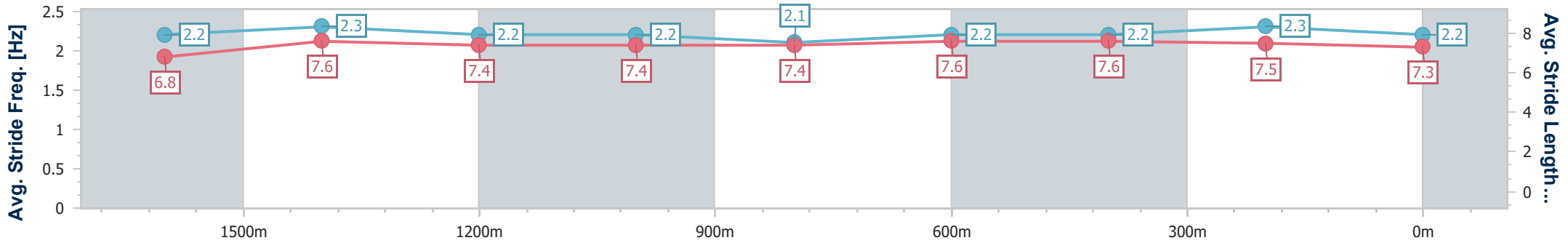
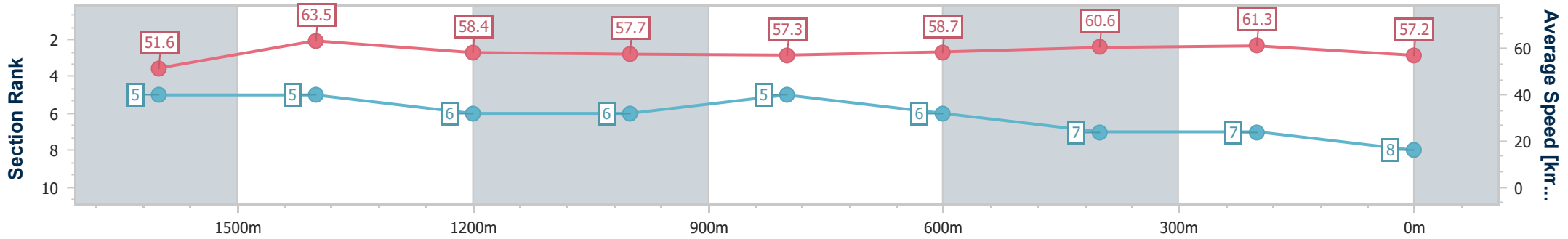
Race 1: Integrale Homes Maiden Handicap - 1800m



29 November 2024 - 17:50

Track Rating: Soft 5, Weather: Overcast, Rail Position: +5m Entire

Section	Overall	1600m	1400m	1200m	1000m	800m	600m	400m	200m			
Section Times	1:52.16 [8] (0:14.08)	1:38.08 [5] (0:11.53)	1:26.55 [5] (0:12.47)	1:14.08 [6] (0:12.50)	1:01.58 [6] (0:12.69)	0:48.89 [5] (0:12.53)	0:36.36 [6] (0:12.04)	0:24.32 [7] (0:11.72)	0:12.60 [7] (0:12.60)			
Average Speed [km/h]	51.6	63.5	58.4	57.7	57.3	58.7	60.6	61.3	57.2			
Top Speed [km/h]	63.6	65.2	60.7	59.0	58.8	59.9	62.2	63.1	59.1			
Avg. Dist. to Rail [m]	7.3	4.8	4.4	3.9	3.8	3.5	2.5	3.4	6.1			
Avg. Stride Freq. [Hz]	2.2	2.3	2.2	2.2	2.1	2.2	2.2	2.3	2.2			
Avg. Stride Length [m]	6.8	7.6	7.4	7.4	7.4	7.6	7.6	7.5	7.3			



- [] Ranking at each section and finish
- .-.- No data available at this section
- NA No data available



Horse/Jockey Name	Cruz Del Sur
Final Rank	2147483647
Fastest Section Time (Section)	0:11.89 (1600m)
Top Speed [km/h] (Section)	61.7 (1400m)
Race State	DidNotFinish



Sunshine Coast QLD Professional

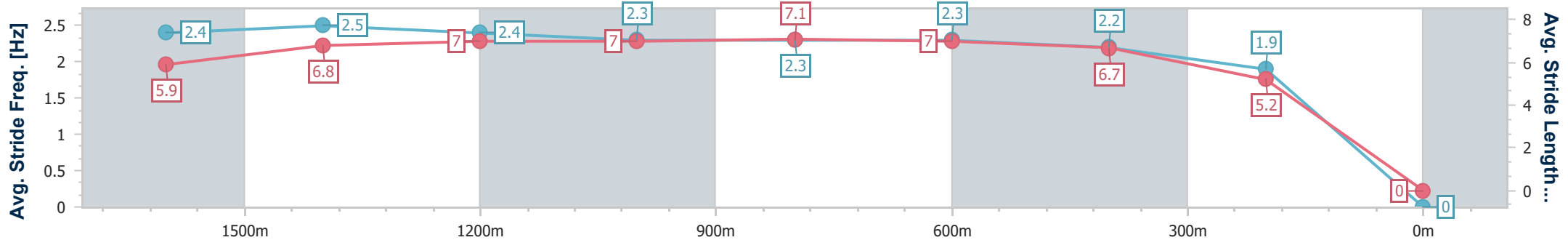
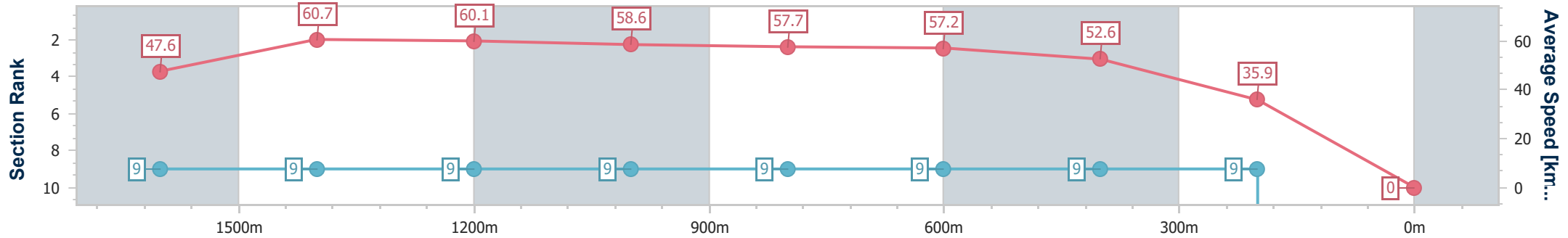
Race 1: Integrale Homes Maiden Handicap - 1800m



29 November 2024 - 17:50

Track Rating: Soft 5, Weather: Overcast, Rail Position: +5m Entire

Section	Overall	1600m	1400m	1200m	1000m	800m	600m	400m	200m			
Section Times	0:00.00 [2147483647 1 (0:15.17)	0:00.00 [9] (0:11.89)	0:00.00 [9] (0:11.99)	0:00.00 [9] (0:12.30)	0:00.00 [9] (0:12.62)	0:00.00 [9] (0:12.71)	0:00.00 [9] (0:13.84)	0:00.00 [9] (0:19.99)	-:--:--			
Average Speed [km/h]	47.6	60.7	60.1	58.6	57.7	57.2	52.6	35.9	0.0			
Top Speed [km/h]	59.9	61.6	61.7	59.8	58.5	58.2	57.9	42.7	--:--			
Avg. Dist. to Rail [m]	1.6	1.1	1.9	2.6	2.7	2.0	1.6	1.7	0.0			
Avg. Stride Freq. [Hz]	2.4	2.5	2.4	2.3	2.3	2.3	2.2	1.9	--:--			
Avg. Stride Length [m]	5.9	6.8	7.0	7.0	7.1	7.0	6.7	5.2	--:--			



- [] Ranking at each section and finish
- :--:-- No data available at this section
- NA No data available

- [] Ranking at each section and finish
- :--:- No data available at this section
- NA No data available



Sunshine Coast QLD Professional

Race 2: Serendipity Farm QTIS Three-Year-Old Maiden Plate - 1000m

29 November 2024 - 18:21



Track Rating: Soft 5, Weather: Overcast, Rail Position: +5m Entire

Section											Last 600m		
Field Times		Overall	800m	600m	400m	200m						0:33.65	
		0:57.71 (0:13.28)	0:44.43 (0:10.78)	0:33.65 (0:11.27)	0:22.38 (0:10.96)	0:11.42 (0:11.42)							
Rank	TAB	Horse/Jockey	Barrier	Top Speed [km/h]	Fastest Section							Margin	Distance Travelled [m]
1	2	BELEGATO Robbie Dolan	22	69.3 800m	0:10.76 400m	0:57.71 [1] (0:13.53)	0:44.18 [4] (0:10.82)	0:33.36 [6] (0:11.18)	0:22.18 [5] (0:10.76)	0:11.42 [1] (0:11.42)	0:57.71	0:33.36	
2	4	BRAZEN ACT Ryan Maloney	1	68.6 800m	0:10.71 800m	0:58.16 [2] (0:13.56)	0:44.60 [7] (0:10.71)	0:33.89 [4] (0:11.24)	0:22.65 [4] (0:11.15)	0:11.50 [7] (0:11.50)	2.5L	0:33.89	-3
3	11	BLUE MOVES Bailey Wheeler	17	69.2 800m	0:10.78 800m	0:58.28 [3] (0:13.28)	0:45.00 [1] (0:10.78)	0:34.22 [1] (0:11.35)	0:22.87 [3] (0:11.05)	0:11.82 [2] (0:11.82)	3L	0:34.22	+1
4	5	CLICK CLICK BOOM Cejay Graham	5	69.0 Overall	0:10.90 800m	0:58.30 [4] (0:13.54)	0:44.76 [5] (0:10.90)	0:33.86 [8] (0:11.12)	0:22.74 [6] (0:11.08)	0:11.66 [5] (0:11.66)	3.1L	0:33.86	-1
5	16	OOHLALOUVRE Jake Bayliss	14	69.3 800m	0:10.87 800m	0:58.33 [5] (0:13.58)	0:44.75 [8] (0:10.87)	0:33.88 [9] (0:11.23)	0:22.65 [9] (0:10.89)	0:11.76 [4] (0:11.76)	3.3L	0:33.88	+0
6	3	BOLSHEVIC ROAD Jag Guthmann-Chester	2	69.0 800m	0:10.66 800m	0:58.39 [6] (0:13.73)	0:44.66 [9] (0:10.66)	0:34.00 [7] (0:11.22)	0:22.78 [8] (0:11.09)	0:11.69 [9] (0:11.69)	3.6L	0:34.00	-4
7	12	BRUTAL LASS Damien Thornton	4	68.3 Overall	0:10.82 800m	0:58.58 [7] (0:13.84)	0:44.74 [11] (0:10.82)	0:33.92 [11] (0:11.20)	0:22.72 [11] (0:11.00)	0:11.72 [10] (0:11.72)	4.6L	0:33.92	-2
8	15	HEY CHARDONNAY Mark Du Plessis	3	69.1 Overall	0:10.75 800m	0:58.76 [8] (0:13.55)	0:45.21 [6] (0:10.75)	0:34.46 [5] (0:11.27)	0:23.19 [7] (0:11.12)	0:12.07 [8] (0:12.07)	5.6L	0:34.46	-4
9	17	SKYPORT LANE Nikita Beriman	15	69.1 800m	0:10.82 800m	0:58.77 [9] (0:13.82)	0:44.95 [10] (0:10.82)	0:34.13 [10] (0:11.19)	0:22.94 [10] (0:11.04)	0:11.90 [11] (0:11.90)	5.7L	0:34.13	-3
10	22	TAPATI Corey Sutherland	10	68.9 Overall	0:11.00 800m	0:58.86 [10] (0:13.85)	0:45.01 [12] (0:11.00)	0:34.01 [12] (0:11.15)	0:22.86 [13] (0:11.12)	0:11.74 [13] (0:11.74)	6.1L	0:34.01	-4

Scratched: Provance (#8), Red Feather Boa (#23), The Sour (#18), Vienna Who (#19), Forcefilly (#14), Bobbi Darlin' (#21), Ceekay's Choice (#13), Tarmac (#9), Three Tees (#10), Air We Go (#1)

[] Ranking at each section and finish
 -:-:- No data available at this section
 NA No data available

SCN Saddle cloth number
 DNF Did not finish
 DNT Did not track



Sunshine Coast QLD Professional

Race 2: Serendipity Farm QTIS Three-Year-Old Maiden Plate - 1000m

29 November 2024 - 18:21



Track Rating: Soft 5, Weather: Overcast, Rail Position: +5m Entire

Section		Overall	800m	600m	400m	200m	Last 600m					
Field Times		0:57.71 (0:13.28)	0:44.43 (0:10.78)	0:33.65 (0:11.27)	0:22.38 (0:10.96)	0:11.42 (0:11.42)	0:33.65					
Rank	TAB Horse/Jockey	Barrier	Top Speed [km/h]	Fastest Section	Margin					Distance Travelled [m]		
11	6 DRANITZELLE James Orman	9	69.5 800m	0:10.71 800m	0:58.86 [11] (0:13.37)	0:45.49 [2] (0:10.71)	0:34.78 [2] (0:11.25)	0:23.53 [1] (0:11.31)	0:12.22 [6] (0:12.22)	6.2L	0:34.78	-5
12	20 REBELLIOUS SPIRIT Angela Jones	11	69.3 Overall	0:10.78 800m	0:58.91 [12] (0:13.43)	0:45.48 [3] (0:10.78)	0:34.70 [3] (0:11.18)	0:23.52 [2] (0:11.18)	0:12.34 [3] (0:12.34)	6.4L	0:34.70	-3
13	7 MISTER BLAZE Dale Smith	7	67.4 800m	0:10.94 600m	0:59.02 [13] (0:13.97)	0:45.05 [13] (0:10.97)	0:34.08 [13] (0:10.94)	0:23.14 [12] (0:11.20)	0:11.94 [12] (0:11.94)	6.9L	0:34.08	-7

Scratched: Provance (#8), Red Feather Boa (#23), The Sour (#18), Vienna Who (#19), Forcefilly (#14), Bobbi Darlin' (#21), Ceekay's Choice (#13), Tarmac (#9), Three Tees (#10), Air We Go (#1)

[] Ranking at each section and finish
 -:-:-:- No data available at this section
 NA No data available

SCN Saddle cloth number
 DNF Did not finish
 DNT Did not track



Horse/Jockey Name	Belegato
Final Rank	1
Fastest Section Time (Section)	0:10.76 (400m)
Top Speed [km/h] (Section)	69.3 (800m)
Race State	Finished



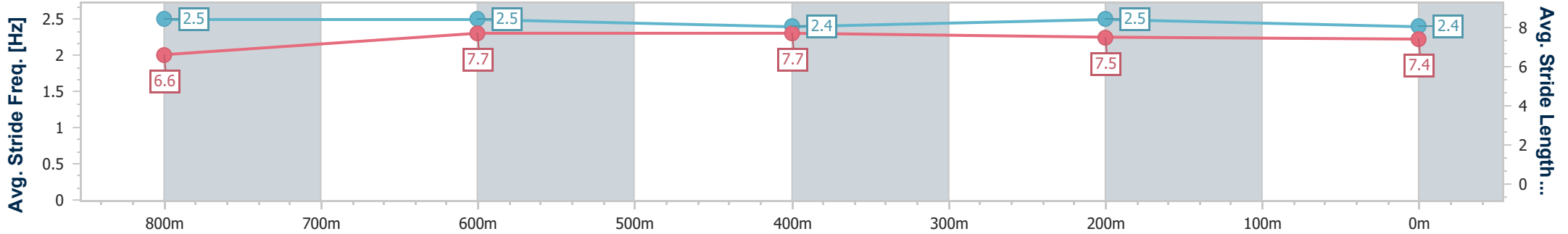
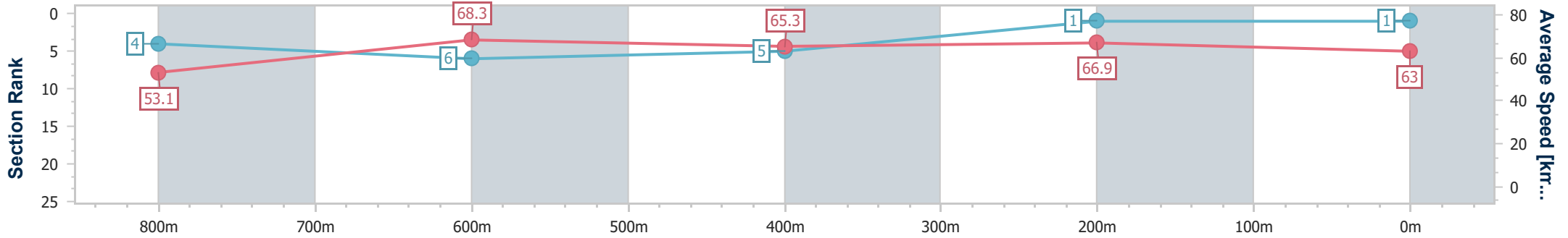
Sunshine Coast QLD Professional
Race 2: Serendipity Farm QTIS Three-Year-Old Maiden Plate - 1000m



29 November 2024 - 18:21

Track Rating: Soft 5, Weather: Overcast, Rail Position: +5m Entire

Section	Overall	800m	600m	400m	200m
Section Times	0:57.71 [1] (0:13.53)	0:44.18 [4] (0:10.82)	0:33.36 [6] (0:11.18)	0:22.18 [5] (0:10.76)	0:11.42 [1] (0:11.42)
Average Speed [km/h]	53.1	68.3	65.3	66.9	63.0
Top Speed [km/h]	68.9	69.3	66.6	67.8	67.5
Avg. Dist. to Rail [m]	12.1	5.5	2.8	2.9	3.3
Avg. Stride Freq. [Hz]	2.5	2.5	2.4	2.5	2.4
Avg. Stride Length [m]	6.6	7.7	7.7	7.5	7.4



- [] Ranking at each section and finish
- .-.- No data available at this section
- NA No data available



Horse/Jockey Name	Brazen Act
Final Rank	2
Fastest Section Time (Section)	0:10.71 (800m)
Top Speed [km/h] (Section)	68.6 (800m)
Race State	Finished



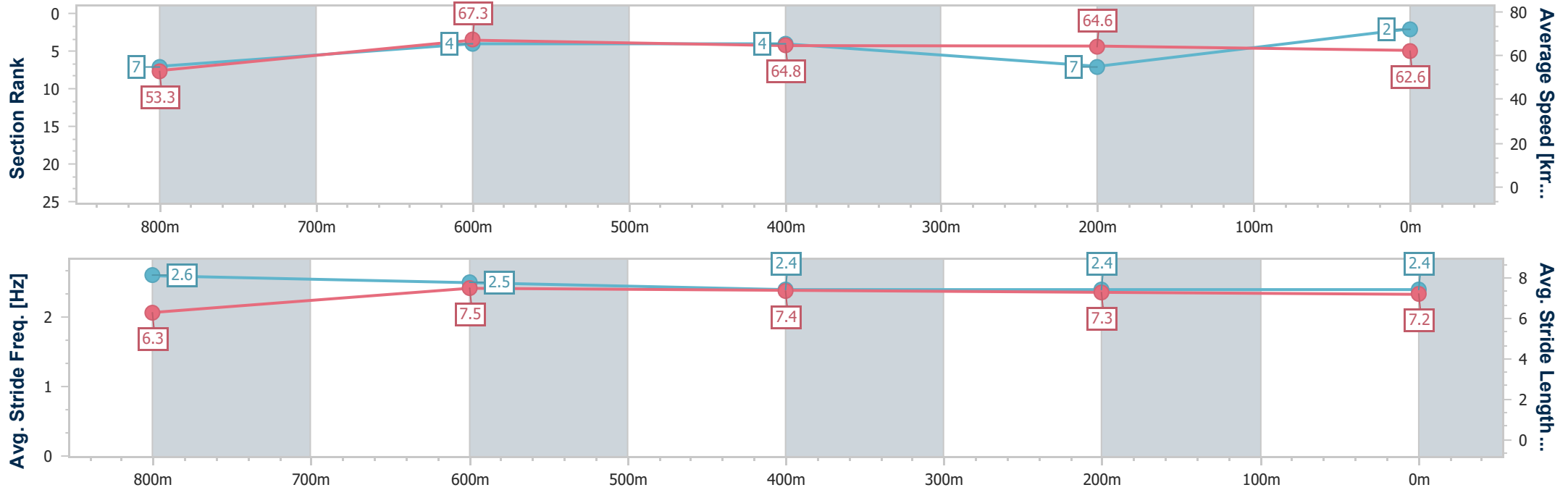
Sunshine Coast QLD Professional
Race 2: Serendipity Farm QTIS Three-Year-Old Maiden Plate - 1000m



29 November 2024 - 18:21

Track Rating: Soft 5, Weather: Overcast, Rail Position: +5m Entire

Section	Overall	800m	600m	400m	200m
Section Times	0:58.16 [2] (0:13.56)	0:44.60 [7] (0:10.71)	0:33.89 [4] (0:11.24)	0:22.65 [4] (0:11.15)	0:11.50 [7] (0:11.50)
Average Speed [km/h]	53.3	67.3	64.8	64.6	62.6
Top Speed [km/h]	68.6	68.6	65.8	65.0	64.1
Avg. Dist. to Rail [m]	2.0	1.5	1.6	2.5	3.8
Avg. Stride Freq. [Hz]	2.6	2.5	2.4	2.4	2.4
Avg. Stride Length [m]	6.3	7.5	7.4	7.3	7.2



- [] Ranking at each section and finish
- .-.- No data available at this section
- NA No data available



Horse/Jockey Name	Blue Moves
Final Rank	3
Fastest Section Time (Section)	0:10.78 (800m)
Top Speed [km/h] (Section)	69.2 (800m)
Race State	Finished



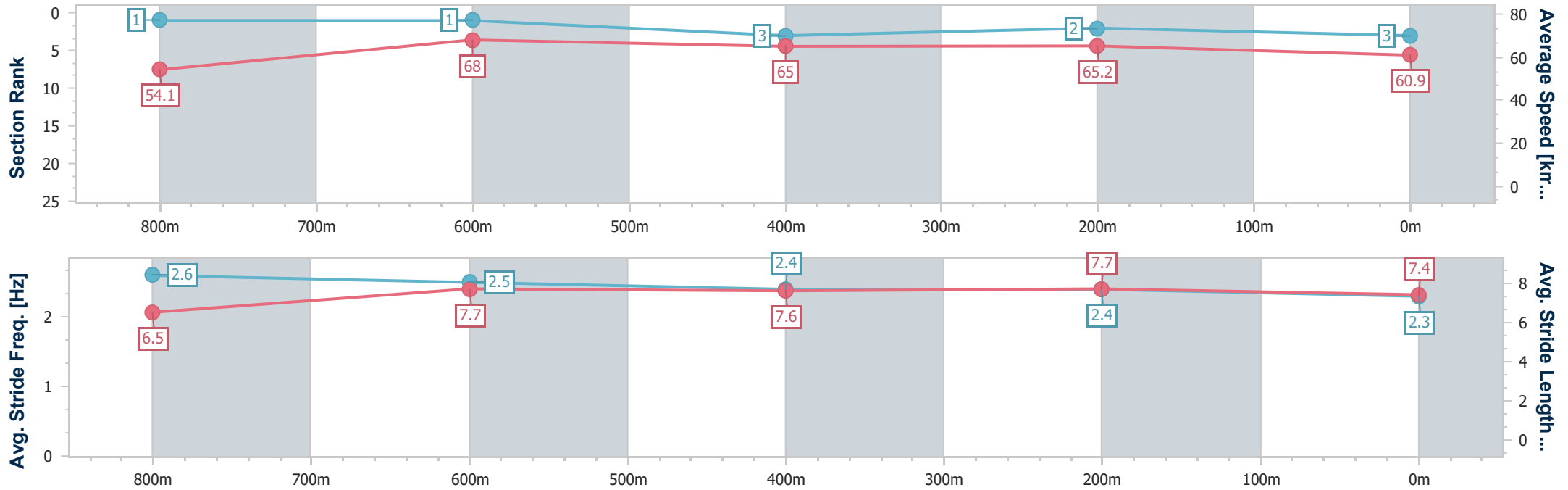
Sunshine Coast QLD Professional
Race 2: Serendipity Farm QTIS Three-Year-Old Maiden Plate - 1000m



29 November 2024 - 18:21

Track Rating: Soft 5, Weather: Overcast, Rail Position: +5m Entire

Section	Overall	800m	600m	400m	200m
Section Times	0:58.28 [3] (0:13.28)	0:45.00 [1] (0:10.78)	0:34.22 [1] (0:11.35)	0:22.87 [3] (0:11.05)	0:11.82 [2] (0:11.82)
Average Speed [km/h]	54.1	68.0	65.0	65.2	60.9
Top Speed [km/h]	68.9	69.2	66.2	66.4	63.3
Avg. Dist. to Rail [m]	10.6	4.3	4.3	3.2	2.3
Avg. Stride Freq. [Hz]	2.6	2.5	2.4	2.4	2.3
Avg. Stride Length [m]	6.5	7.7	7.6	7.7	7.4



- [] Ranking at each section and finish
- .-.- No data available at this section
- NA No data available



Horse/Jockey Name	Click Click Boom
Final Rank	4
Fastest Section Time (Section)	0:10.90 (800m)
Top Speed [km/h] (Section)	69.0 (Overall)
Race State	Finished



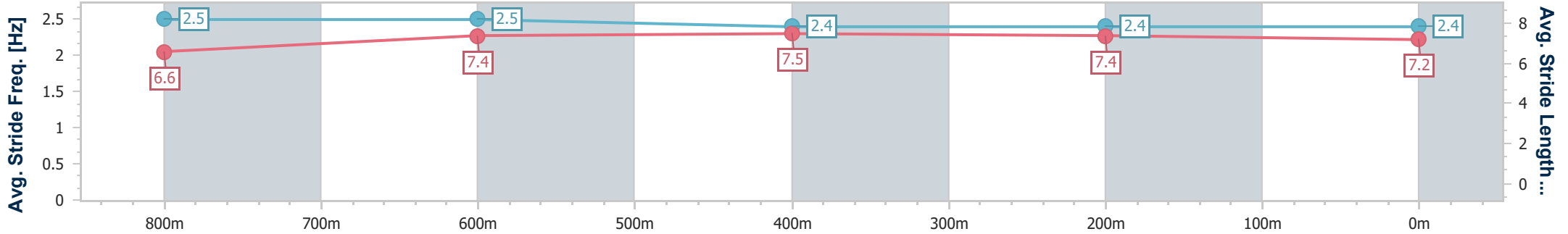
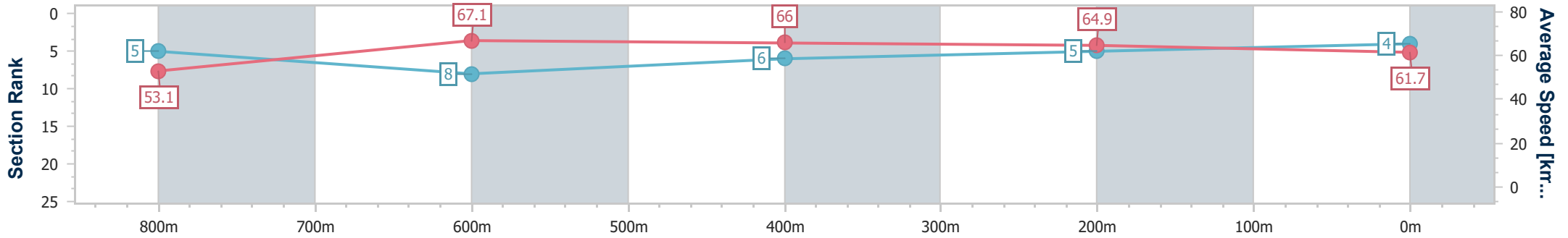
Sunshine Coast QLD Professional
Race 2: Serendipity Farm QTIS Three-Year-Old Maiden Plate - 1000m



29 November 2024 - 18:21

Track Rating: Soft 5, Weather: Overcast, Rail Position: +5m Entire

Section	Overall	800m	600m	400m	200m
Section Times	0:58.30 [4] (0:13.54)	0:44.76 [5] (0:10.90)	0:33.86 [8] (0:11.12)	0:22.74 [6] (0:11.08)	0:11.66 [5] (0:11.66)
Average Speed [km/h]	53.1	67.1	66.0	64.9	61.7
Top Speed [km/h]	69.0	68.7	67.6	66.9	63.6
Avg. Dist. to Rail [m]	5.2	3.6	3.0	3.2	3.2
Avg. Stride Freq. [Hz]	2.5	2.5	2.4	2.4	2.4
Avg. Stride Length [m]	6.6	7.4	7.5	7.4	7.2



- [] Ranking at each section and finish
- .-.- No data available at this section
- NA No data available



Horse/Jockey Name	Oohlalouvre
Final Rank	5
Fastest Section Time (Section)	0:10.87 (800m)
Top Speed [km/h] (Section)	69.3 (800m)
Race State	Finished



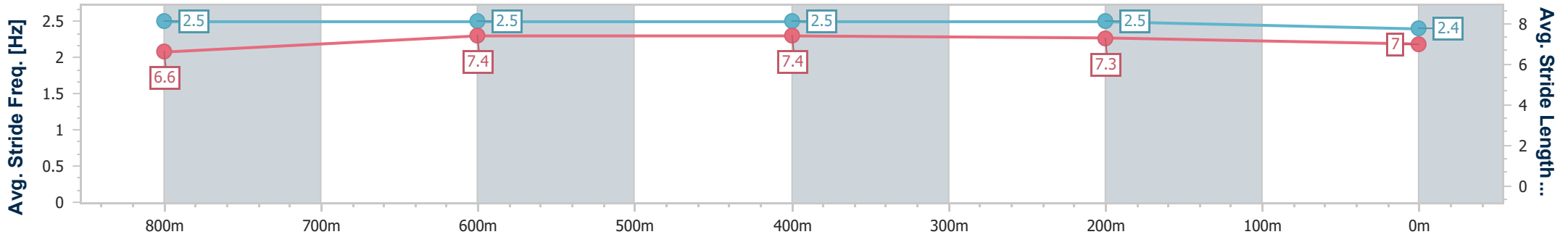
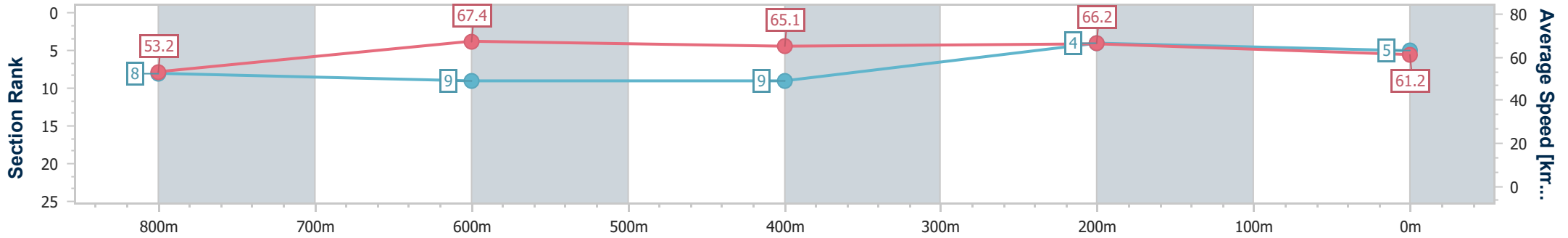
Sunshine Coast QLD Professional
Race 2: Serendipity Farm QTIS Three-Year-Old Maiden Plate - 1000m



29 November 2024 - 18:21

Track Rating: Soft 5, Weather: Overcast, Rail Position: +5m Entire

Section	Overall	800m	600m	400m	200m
Section Times	0:58.33 [5] (0:13.58)	0:44.75 [8] (0:10.87)	0:33.88 [9] (0:11.23)	0:22.65 [9] (0:10.89)	0:11.76 [4] (0:11.76)
Average Speed [km/h]	53.2	67.4	65.1	66.2	61.2
Top Speed [km/h]	68.0	69.3	67.0	67.2	64.2
Avg. Dist. to Rail [m]	9.6	4.5	2.9	4.3	5.3
Avg. Stride Freq. [Hz]	2.5	2.5	2.5	2.5	2.4
Avg. Stride Length [m]	6.6	7.4	7.4	7.3	7.0



- [] Ranking at each section and finish
- .-.- No data available at this section
- NA No data available



Horse/Jockey Name	Bolshevic Road
Final Rank	6
Fastest Section Time (Section)	0:10.66 (800m)
Top Speed [km/h] (Section)	69.0 (800m)
Race State	Finished



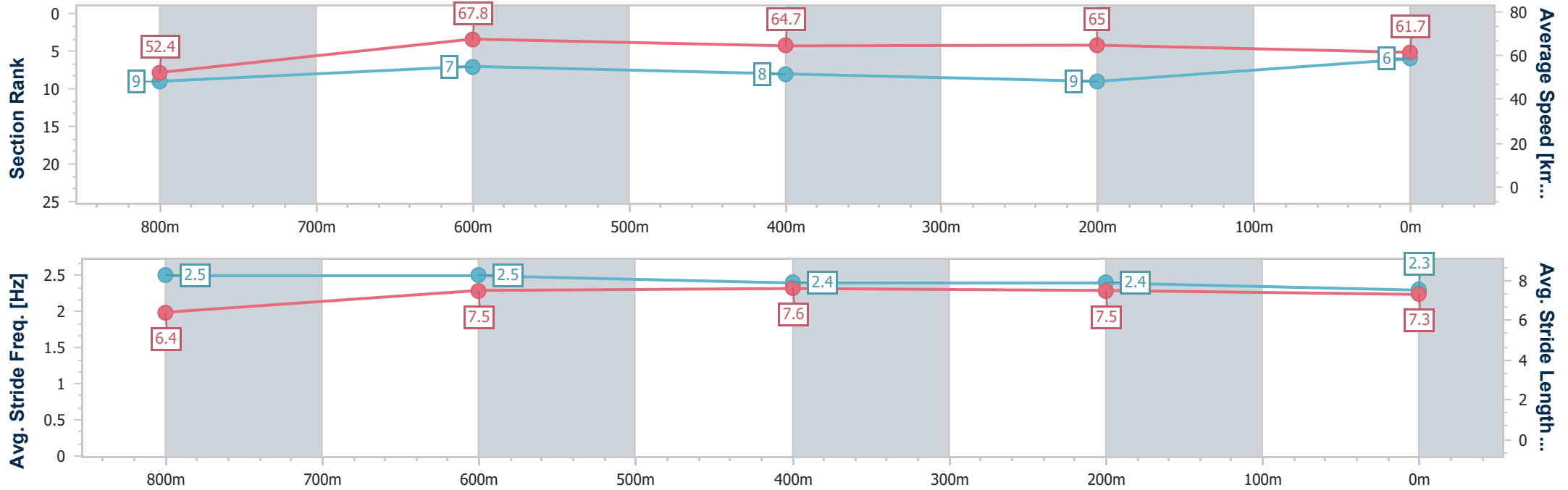
Sunshine Coast QLD Professional
Race 2: Serendipity Farm QTIS Three-Year-Old Maiden Plate - 1000m



29 November 2024 - 18:21

Track Rating: Soft 5, Weather: Overcast, Rail Position: +5m Entire

Section	Overall	800m	600m	400m	200m
Section Times	0:58.39 [6] (0:13.73)	0:44.66 [9] (0:10.66)	0:34.00 [7] (0:11.22)	0:22.78 [8] (0:11.09)	0:11.69 [9] (0:11.69)
Average Speed [km/h]	52.4	67.8	64.7	65.0	61.7
Top Speed [km/h]	69.0	69.0	66.4	66.0	64.5
Avg. Dist. to Rail [m]	3.0	1.5	1.5	1.2	2.6
Avg. Stride Freq. [Hz]	2.5	2.5	2.4	2.4	2.3
Avg. Stride Length [m]	6.4	7.5	7.6	7.5	7.3



- [] Ranking at each section and finish
- .-.- No data available at this section
- NA No data available



Horse/Jockey Name	Brutal Lass
Final Rank	7
Fastest Section Time (Section)	0:10.82 (800m)
Top Speed [km/h] (Section)	68.3 (Overall)
Race State	Finished



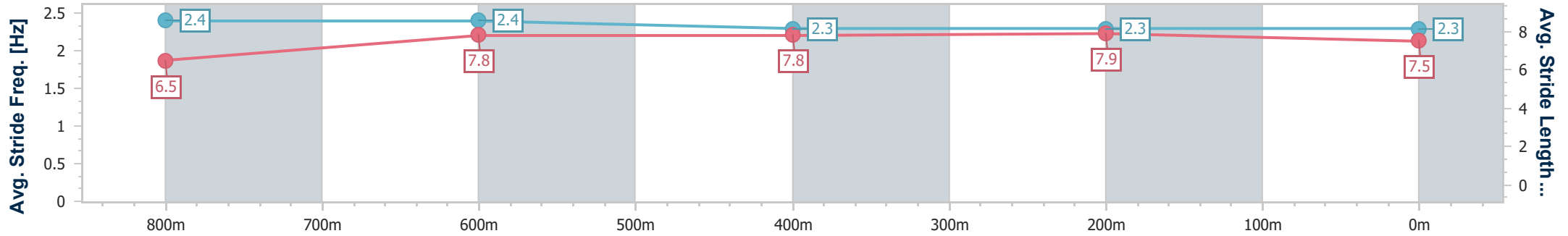
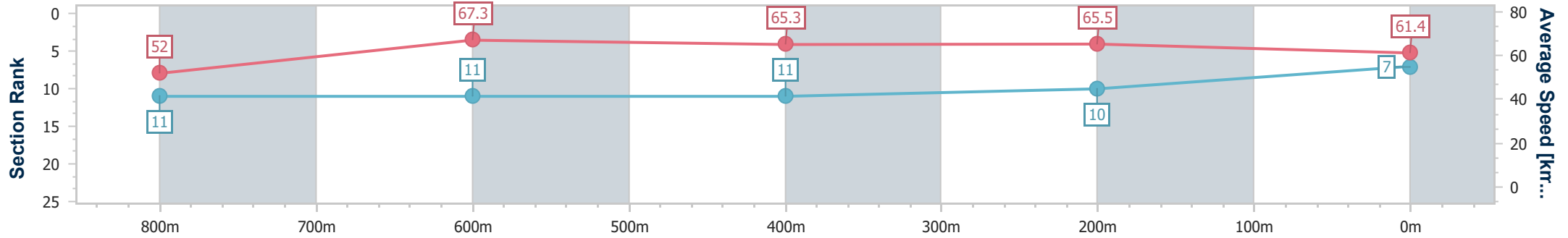
Sunshine Coast QLD Professional
Race 2: Serendipity Farm QTIS Three-Year-Old Maiden Plate - 1000m



29 November 2024 - 18:21

Track Rating: Soft 5, Weather: Overcast, Rail Position: +5m Entire

Section	Overall	800m	600m	400m	200m
Section Times	0:58.58 [7] (0:13.84)	0:44.74 [11] (0:10.82)	0:33.92 [11] (0:11.20)	0:22.72 [11] (0:11.00)	0:11.72 [10] (0:11.72)
Average Speed [km/h]	52.0	67.3	65.3	65.5	61.4
Top Speed [km/h]	68.3	68.3	67.7	66.3	65.0
Avg. Dist. to Rail [m]	4.4	2.4	2.7	4.0	6.2
Avg. Stride Freq. [Hz]	2.4	2.4	2.3	2.3	2.3
Avg. Stride Length [m]	6.5	7.8	7.8	7.9	7.5



- [] Ranking at each section and finish
- .-.- No data available at this section
- NA No data available



Horse/Jockey Name	Hey Chardonay
Final Rank	8
Fastest Section Time (Section)	0:10.75 (800m)
Top Speed [km/h] (Section)	69.1 (Overall)
Race State	Finished



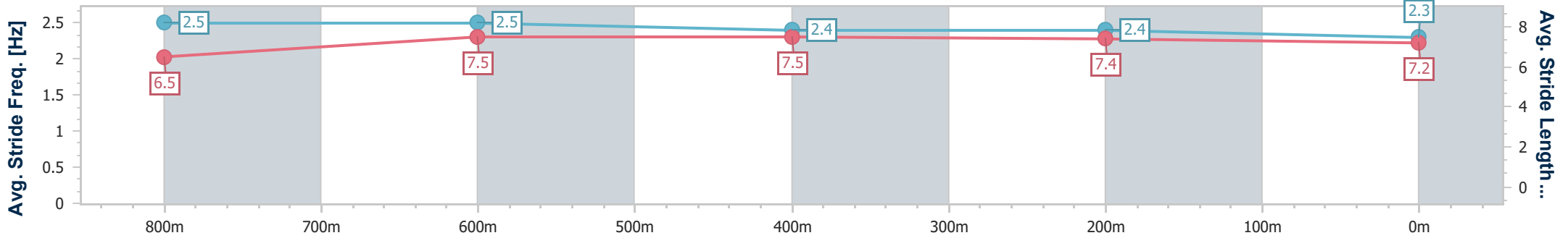
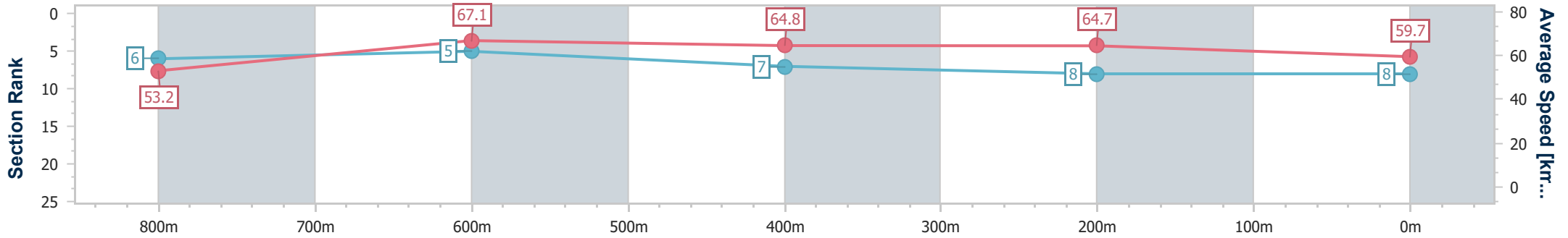
Sunshine Coast QLD Professional
Race 2: Serendipity Farm QTIS Three-Year-Old Maiden Plate - 1000m



29 November 2024 - 18:21

Track Rating: Soft 5, Weather: Overcast, Rail Position: +5m Entire

Section	Overall	800m	600m	400m	200m
Section Times	0:58.76 [8] (0:13.55)	0:45.21 [6] (0:10.75)	0:34.46 [5] (0:11.27)	0:23.19 [7] (0:11.12)	0:12.07 [8] (0:12.07)
Average Speed [km/h]	53.2	67.1	64.8	64.7	59.7
Top Speed [km/h]	69.1	68.2	66.2	65.7	61.8
Avg. Dist. to Rail [m]	3.5	1.6	2.0	3.4	4.4
Avg. Stride Freq. [Hz]	2.5	2.5	2.4	2.4	2.3
Avg. Stride Length [m]	6.5	7.5	7.5	7.4	7.2



- [] Ranking at each section and finish
- .-.- No data available at this section
- NA No data available



Horse/Jockey Name	Skyport Lane
Final Rank	9
Fastest Section Time (Section)	0:10.82 (800m)
Top Speed [km/h] (Section)	69.1 (800m)
Race State	Finished



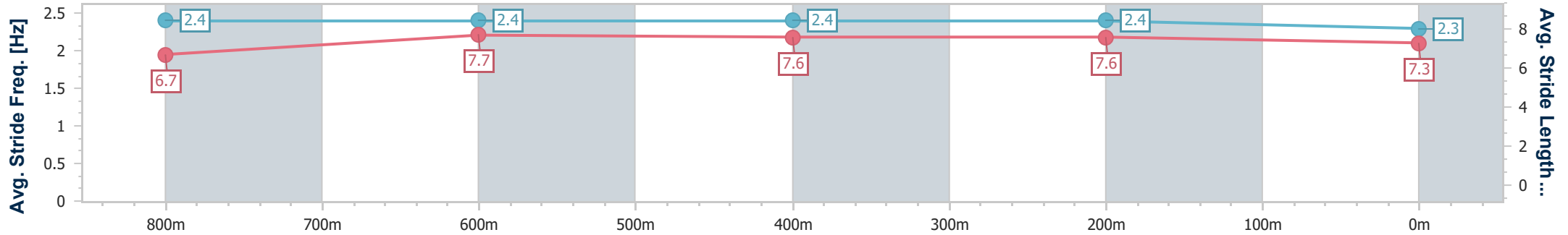
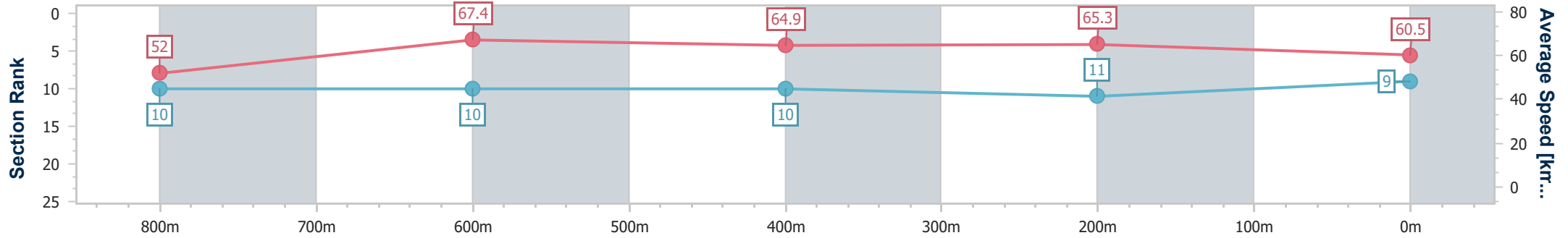
Sunshine Coast QLD Professional
Race 2: Serendipity Farm QTIS Three-Year-Old Maiden Plate - 1000m



29 November 2024 - 18:21

Track Rating: Soft 5, Weather: Overcast, Rail Position: +5m Entire

Section	Overall	800m	600m	400m	200m
Section Times	0:58.77 [9] (0:13.82)	0:44.95 [10] (0:10.82)	0:34.13 [10] (0:11.19)	0:22.94 [10] (0:11.04)	0:11.90 [11] (0:11.90)
Average Speed [km/h]	52.0	67.4	64.9	65.3	60.5
Top Speed [km/h]	69.0	69.1	66.8	66.5	63.7
Avg. Dist. to Rail [m]	9.8	3.5	1.5	4.7	6.4
Avg. Stride Freq. [Hz]	2.4	2.4	2.4	2.4	2.3
Avg. Stride Length [m]	6.7	7.7	7.6	7.6	7.3



- [] Ranking at each section and finish
- .-.- No data available at this section
- NA No data available



Horse/Jockey Name	Tapati
Final Rank	10
Fastest Section Time (Section)	0:11.00 (800m)
Top Speed [km/h] (Section)	68.9 (Overall)
Race State	Finished



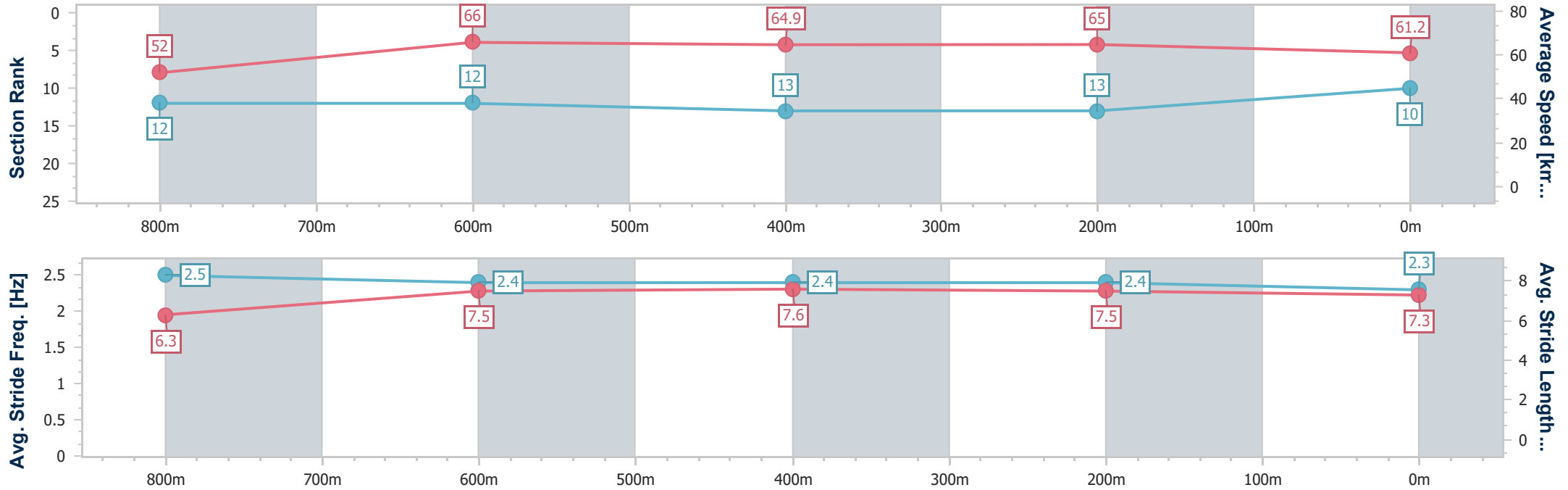
Sunshine Coast QLD Professional
Race 2: Serendipity Farm QTIS Three-Year-Old Maiden Plate - 1000m



29 November 2024 - 18:21

Track Rating: Soft 5, Weather: Overcast, Rail Position: +5m Entire

Section	Overall	800m	600m	400m	200m
Section Times	0:58.86 [10] (0:13.85)	0:45.01 [12] (0:11.00)	0:34.01 [12] (0:11.15)	0:22.86 [13] (0:11.12)	0:11.74 [13] (0:11.74)
Average Speed [km/h]	52.0	66.0	64.9	65.0	61.2
Top Speed [km/h]	68.9	68.9	66.1	66.0	64.5
Avg. Dist. to Rail [m]	7.9	3.1	1.1	2.5	3.3
Avg. Stride Freq. [Hz]	2.5	2.4	2.4	2.4	2.3
Avg. Stride Length [m]	6.3	7.5	7.6	7.5	7.3



- [] Ranking at each section and finish
- .-.- No data available at this section
- NA No data available



Horse/Jockey Name	Dranitzelle
Final Rank	11
Fastest Section Time (Section)	0:10.71 (800m)
Top Speed [km/h] (Section)	69.5 (800m)
Race State	Finished



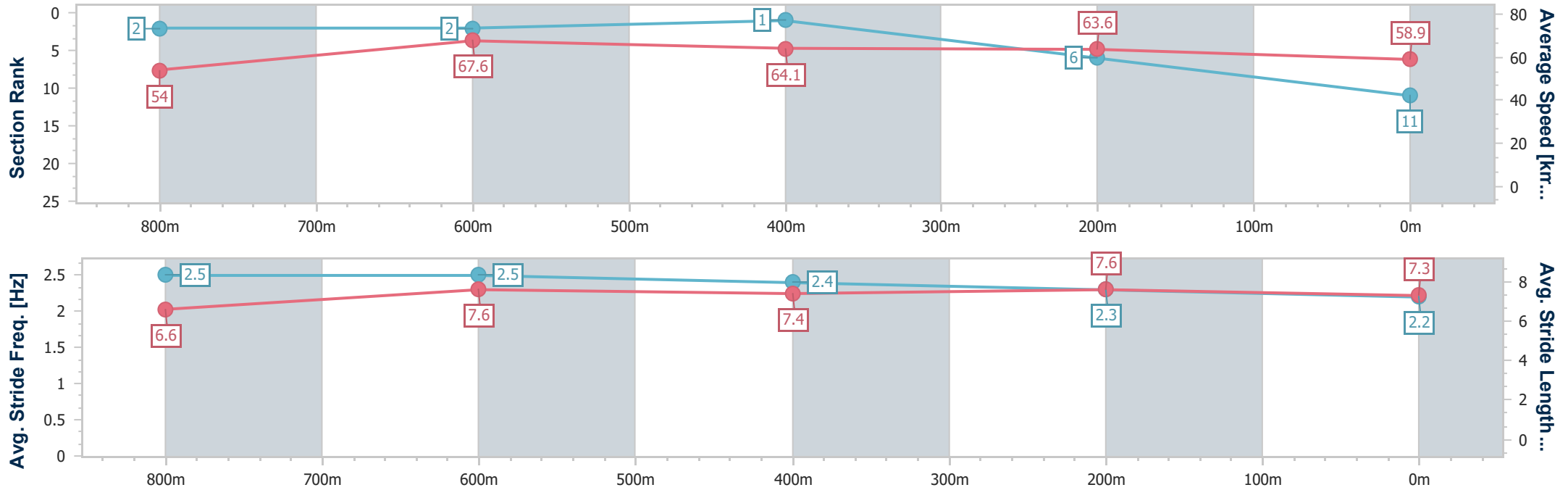
Sunshine Coast QLD Professional
Race 2: Serendipity Farm QTIS Three-Year-Old Maiden Plate - 1000m



29 November 2024 - 18:21

Track Rating: Soft 5, Weather: Overcast, Rail Position: +5m Entire

Section	Overall	800m	600m	400m	200m
Section Times	0:58.86 [11] (0:13.37)	0:45.49 [2] (0:10.71)	0:34.78 [2] (0:11.25)	0:23.53 [1] (0:11.31)	0:12.22 [6] (0:12.22)
Average Speed [km/h]	54.0	67.6	64.1	63.6	58.9
Top Speed [km/h]	69.4	69.5	65.9	65.1	62.3
Avg. Dist. to Rail [m]	6.9	2.0	0.5	0.2	0.4
Avg. Stride Freq. [Hz]	2.5	2.5	2.4	2.3	2.2
Avg. Stride Length [m]	6.6	7.6	7.4	7.6	7.3



- [] Ranking at each section and finish
- .-.- No data available at this section
- NA No data available



Horse/Jockey Name	Rebellious Spirit
Final Rank	12
Fastest Section Time (Section)	0:10.78 (800m)
Top Speed [km/h] (Section)	69.3 (Overall)
Race State	Finished



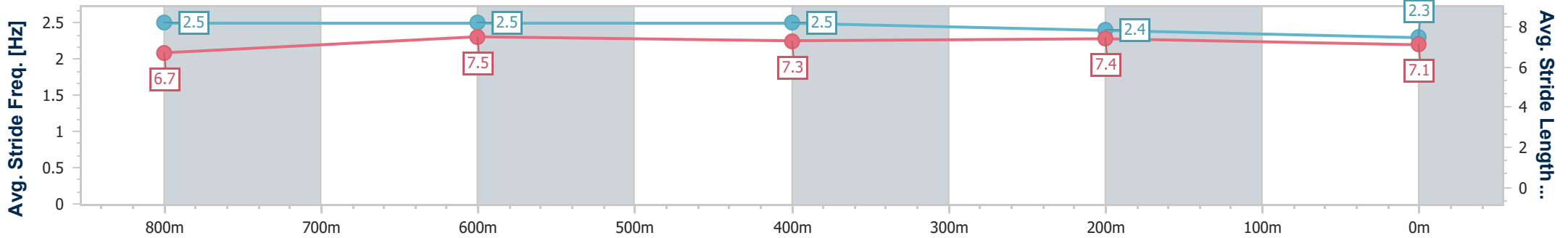
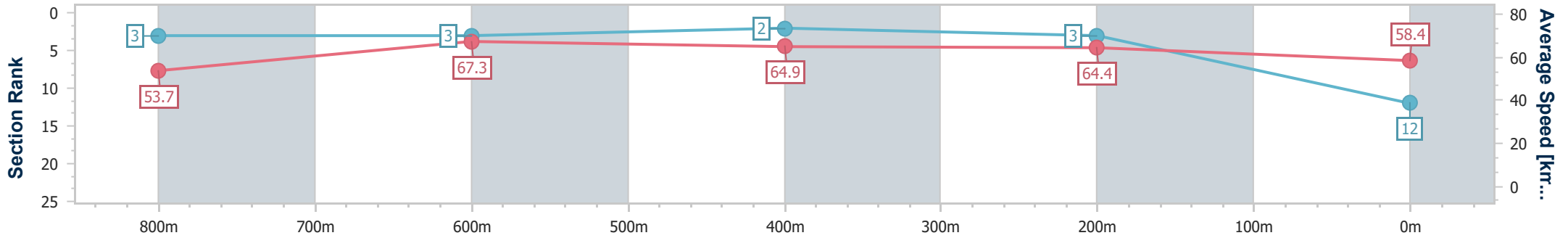
Sunshine Coast QLD Professional
Race 2: Serendipity Farm QTIS Three-Year-Old Maiden Plate - 1000m



29 November 2024 - 18:21

Track Rating: Soft 5, Weather: Overcast, Rail Position: +5m Entire

Section	Overall	800m	600m	400m	200m
Section Times	0:58.91 [12] (0:13.43)	0:45.48 [3] (0:10.78)	0:34.70 [3] (0:11.18)	0:23.52 [2] (0:11.18)	0:12.34 [3] (0:12.34)
Average Speed [km/h]	53.7	67.3	64.9	64.4	58.4
Top Speed [km/h]	69.3	69.3	66.2	65.3	61.8
Avg. Dist. to Rail [m]	8.3	3.0	1.2	1.8	2.0
Avg. Stride Freq. [Hz]	2.5	2.5	2.5	2.4	2.3
Avg. Stride Length [m]	6.7	7.5	7.3	7.4	7.1



- [] Ranking at each section and finish
- .-.- No data available at this section
- NA No data available



Horse/Jockey Name	Mister Blaze
Final Rank	13
Fastest Section Time (Section)	0:10.94 (600m)
Top Speed [km/h] (Section)	67.4 (800m)
Race State	Finished



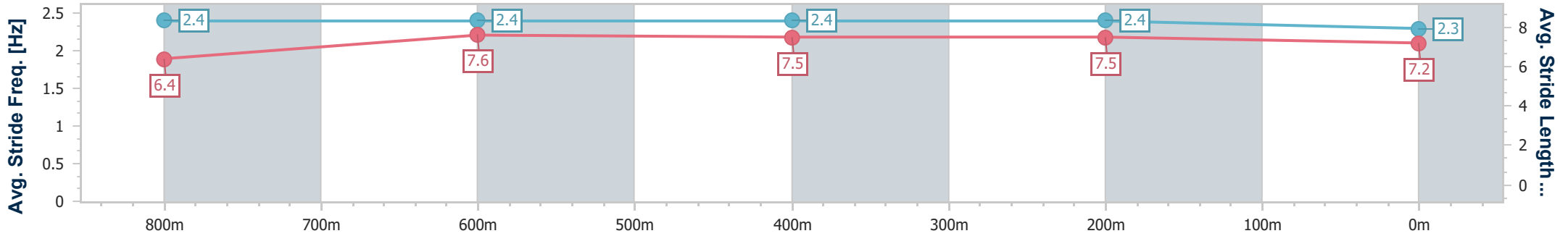
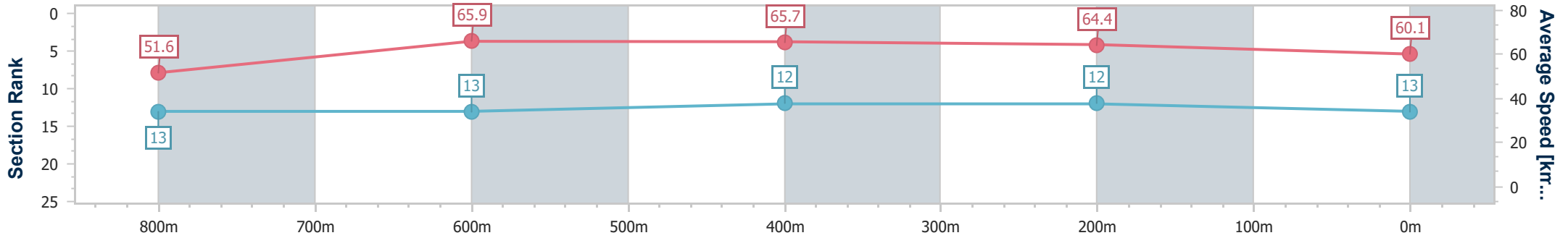
Sunshine Coast QLD Professional
Race 2: Serendipity Farm QTIS Three-Year-Old Maiden Plate - 1000m



29 November 2024 - 18:21

Track Rating: Soft 5, Weather: Overcast, Rail Position: +5m Entire

Section	Overall	800m	600m	400m	200m
Section Times	0:59.02 [13] (0:13.97)	0:45.05 [13] (0:10.97)	0:34.08 [13] (0:10.94)	0:23.14 [12] (0:11.20)	0:11.94 [12] (0:11.94)
Average Speed [km/h]	51.6	65.9	65.7	64.4	60.1
Top Speed [km/h]	65.8	67.4	67.4	65.9	63.7
Avg. Dist. to Rail [m]	5.4	1.2	0.3	1.6	2.4
Avg. Stride Freq. [Hz]	2.4	2.4	2.4	2.4	2.3
Avg. Stride Length [m]	6.4	7.6	7.5	7.5	7.2



- [] Ranking at each section and finish
- .-.- No data available at this section
- NA No data available

Track Rating: Soft 5, Weather: Overcast, Rail Position: +5m Entire

Section													Last 600m	
Field Times		Overall	1000m	800m	600m	400m	200m						0:34.80	
		1:11.00 (0:13.43)	0:57.57 (0:11.24)	0:46.33 (0:11.53)	0:34.80 (0:11.56)	0:23.24 (0:11.45)	0:11.79 (0:11.79)							
Rank	TAB	Horse/Jockey	Barrier	Top Speed [km/h]	Fastest Section								Margin	Distance Travelled [m]
1	6	PIVOTAL LAD Jag Guthmann-Chester	4	65.9 400m	0:11.06 400m	1:11.00 [1] (0:13.99)	0:57.01 [7] (0:11.41)	0:45.60 [7] (0:11.50)	0:34.10 [7] (0:11.41)	0:22.69 [8] (0:11.06)	0:11.63 [4] (0:11.63)	1:11.00	0:34.10	
2	1	BILLY'S BRO Brandon Lerena	3	65.6 1000m	0:11.23 1000m	1:11.10 [2] (0:13.68)	0:57.42 [4] (0:11.23)	0:46.19 [3] (0:11.44)	0:34.75 [3] (0:11.52)	0:23.23 [3] (0:11.35)	0:11.88 [2] (0:11.88)	0.5L	0:34.75	-6
3	11	ARAMINTA Cejay Graham	1	65.2 400m	0:11.26 1000m	1:11.35 [3] (0:13.87)	0:57.48 [6] (0:11.26)	0:46.22 [6] (0:11.47)	0:34.75 [5] (0:11.44)	0:23.31 [4] (0:11.51)	0:11.80 [8] (0:11.80)	1.8L	0:34.75	-3
4	15	CARRAVILLA Martin Harley	7	66.4 400m	0:11.14 400m	1:11.39 [4] (0:13.82)	0:57.57 [5] (0:11.29)	0:46.28 [5] (0:11.59)	0:34.69 [6] (0:11.55)	0:23.14 [7] (0:11.14)	0:12.00 [5] (0:12.00)	2L	0:34.69	+2
5	8	FOURANDAHALF Ron Stewart	2	64.7 600m	0:11.28 600m	1:11.47 [5] (0:14.04)	0:57.43 [9] (0:11.40)	0:46.03 [8] (0:11.50)	0:34.53 [8] (0:11.28)	0:23.25 [6] (0:11.33)	0:11.92 [9] (0:11.92)	2.4L	0:34.53	-3
6	4	DEALING'S DONE Robbie Dolan	10	67.3 400m	0:10.98 400m	1:11.52 [6] (0:14.17)	0:57.35 [10] (0:11.54)	0:45.81 [10] (0:11.52)	0:34.29 [9] (0:11.29)	0:23.00 [9] (0:10.98)	0:12.02 [7] (0:12.02)	2.6L	0:34.29	+0
7	13	READY TO BOOM Mark Du Plessis	9	66.9 1000m	0:11.24 1000m	1:11.76 [7] (0:13.43)	0:58.33 [1] (0:11.24)	0:47.09 [1] (0:11.54)	0:35.55 [2] (0:11.55)	0:24.00 [1] (0:11.45)	0:12.55 [1] (0:12.55)	3.9L	0:35.55	+0
8	3	BORRELLI James Orman	6	65.5 400m	0:11.24 400m	1:11.80 [8] (0:13.63)	0:58.17 [2] (0:11.28)	0:46.89 [3] (0:11.63)	0:35.26 [4] (0:11.57)	0:23.69 [5] (0:11.24)	0:12.45 [3] (0:12.45)	4.1L	0:35.26	+2
9	5	IOANE Cody Collis	5	66.0 1000m	0:11.27 600m	1:11.92 [9] (0:14.03)	0:57.89 [8] (0:11.54)	0:46.35 [9] (0:11.71)	0:34.64 [10] (0:11.27)	0:23.37 [10] (0:11.32)	0:12.05 [10] (0:12.05)	4.6L	0:34.64	+0
10	12	FLYING SHELLY Damien Thornton	11	67.2 1000m	0:11.05 1000m	1:12.20 [10] (0:13.67)	0:58.53 [3] (0:11.05)	0:47.48 [2] (0:11.48)	0:36.00 [1] (0:11.61)	0:24.39 [2] (0:11.65)	0:12.74 [6] (0:12.74)	6.1L	0:36.00	+1

Scratched: Rose Of Shiraz (#7), Oberoi Princess (#10), London Point (#9), Smart Action (#14), Over 'N' Out (#2)



Horse/Jockey Name	Pivotal Lad
Final Rank	1
Fastest Section Time (Section)	0:11.06 (400m)
Top Speed [km/h] (Section)	65.9 (400m)
Race State	Finished



Sunshine Coast QLD Professional

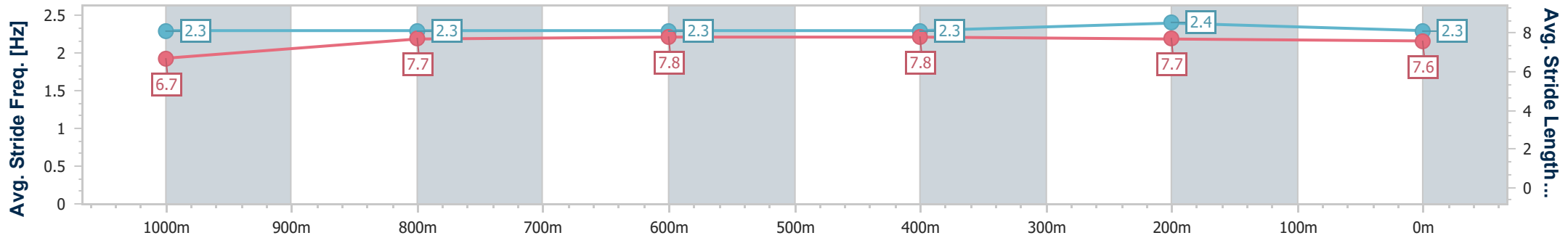
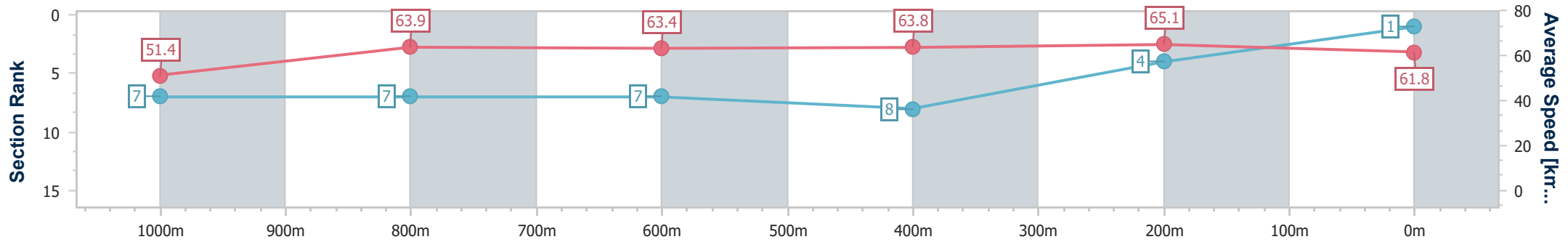
Race 3: Showzer BENCHMARK 65 Handicap - 1200m



29 November 2024 - 18:52

Track Rating: Soft 5, Weather: Overcast, Rail Position: +5m Entire

Section	Overall	1000m	800m	600m	400m	200m
Section Times	1:11.00 [1] (0:13.99)	0:57.01 [7] (0:11.41)	0:45.60 [7] (0:11.50)	0:34.10 [7] (0:11.41)	0:22.69 [8] (0:11.06)	0:11.63 [4] (0:11.63)
Average Speed [km/h]	51.4	63.9	63.4	63.8	65.1	61.8
Top Speed [km/h]	65.1	65.6	63.8	65.2	65.9	63.6
Avg. Dist. to Rail [m]	4.9	3.8	2.2	1.9	5.6	5.3
Avg. Stride Freq. [Hz]	2.3	2.3	2.3	2.3	2.4	2.3
Avg. Stride Length [m]	6.7	7.7	7.8	7.8	7.7	7.6



- [] Ranking at each section and finish
- .-.- No data available at this section
- NA No data available



Horse/Jockey Name	Billy's Bro
Final Rank	2
Fastest Section Time (Section)	0:11.23 (1000m)
Top Speed [km/h] (Section)	65.6 (1000m)
Race State	Finished



Sunshine Coast QLD Professional

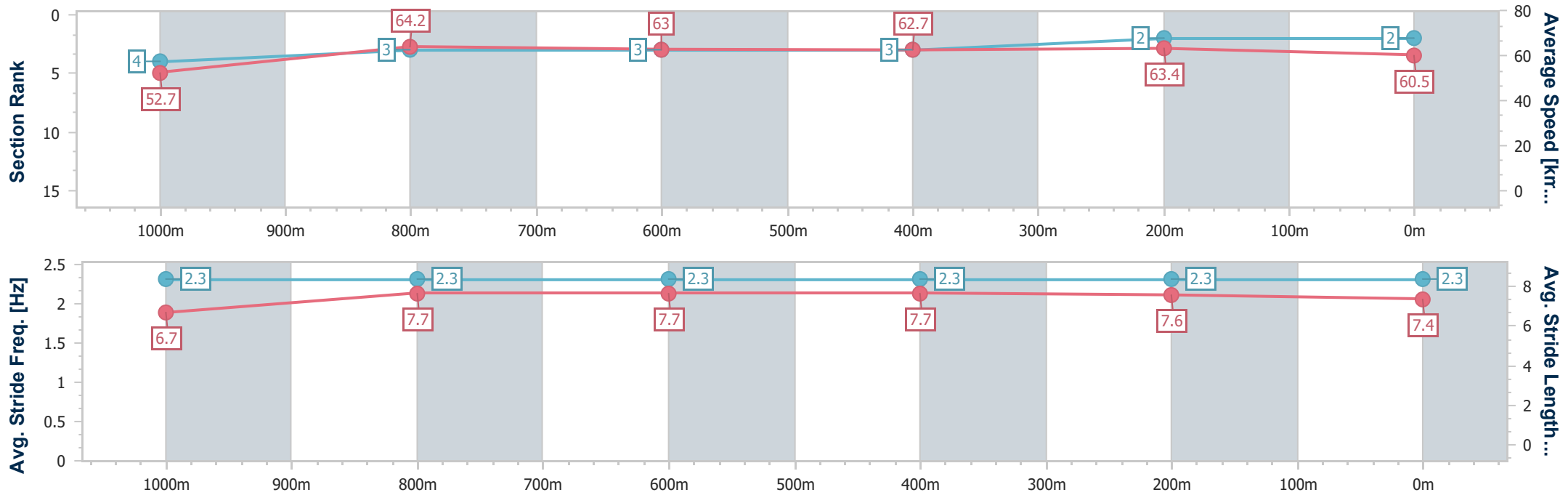
Race 3: Showzer BENCHMARK 65 Handicap - 1200m



29 November 2024 - 18:52

Track Rating: Soft 5, Weather: Overcast, Rail Position: +5m Entire

Section	Overall	1000m	800m	600m	400m	200m
Section Times	1:11.10 [2] (0:13.68)	0:57.42 [4] (0:11.23)	0:46.19 [3] (0:11.44)	0:34.75 [3] (0:11.52)	0:23.23 [3] (0:11.35)	0:11.88 [2] (0:11.88)
Average Speed [km/h]	52.7	64.2	63.0	62.7	63.4	60.5
Top Speed [km/h]	64.7	65.6	64.1	63.4	64.3	63.2
Avg. Dist. to Rail [m]	4.0	1.4	0.3	0.2	1.5	2.7
Avg. Stride Freq. [Hz]	2.3	2.3	2.3	2.3	2.3	2.3
Avg. Stride Length [m]	6.7	7.7	7.7	7.7	7.6	7.4



- [] Ranking at each section and finish
- .-.- No data available at this section
- NA No data available



Horse/Jockey Name	Araminta
Final Rank	3
Fastest Section Time (Section)	0:11.26 (1000m)
Top Speed [km/h] (Section)	65.2 (400m)
Race State	Finished



Sunshine Coast QLD Professional

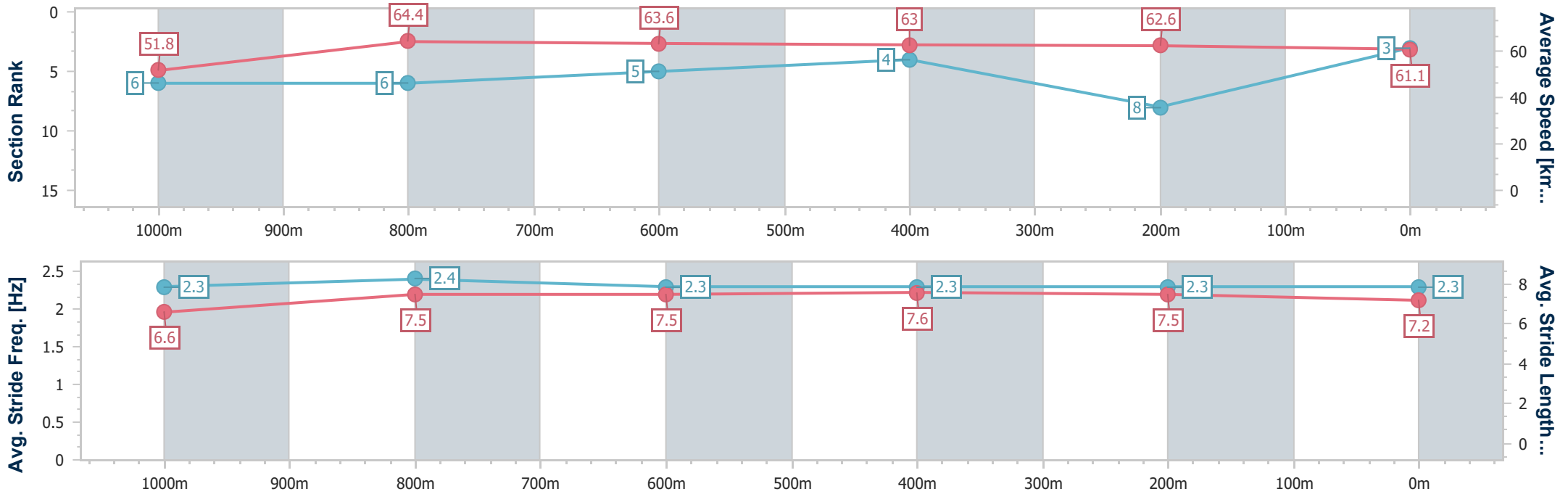
Race 3: Showzer BENCHMARK 65 Handicap - 1200m



29 November 2024 - 18:52

Track Rating: Soft 5, Weather: Overcast, Rail Position: +5m Entire

Section	Overall	1000m	800m	600m	400m	200m
Section Times	1:11.35 [3] (0:13.87)	0:57.48 [6] (0:11.26)	0:46.22 [6] (0:11.47)	0:34.75 [5] (0:11.44)	0:23.31 [4] (0:11.51)	0:11.80 [8]
Average Speed [km/h]	51.8	64.4	63.6	63.0	62.6	61.1
Top Speed [km/h]	64.5	65.0	64.7	64.7	65.2	62.6
Avg. Dist. to Rail [m]	2.4	2.4	2.0	0.6	3.0	5.8
Avg. Stride Freq. [Hz]	2.3	2.4	2.3	2.3	2.3	2.3
Avg. Stride Length [m]	6.6	7.5	7.5	7.6	7.5	7.2



- [] Ranking at each section and finish
- .-.- No data available at this section
- NA No data available



Horse/Jockey Name	Carravilla
Final Rank	4
Fastest Section Time (Section)	0:11.14 (400m)
Top Speed [km/h] (Section)	66.4 (400m)
Race State	Finished



Sunshine Coast QLD Professional

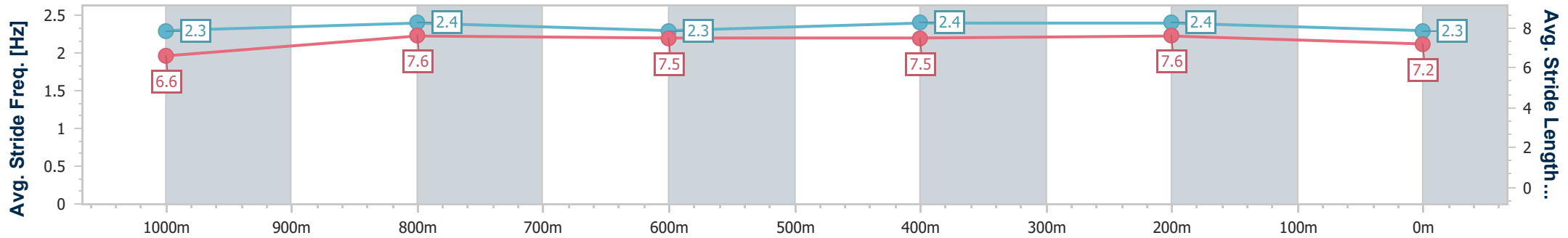
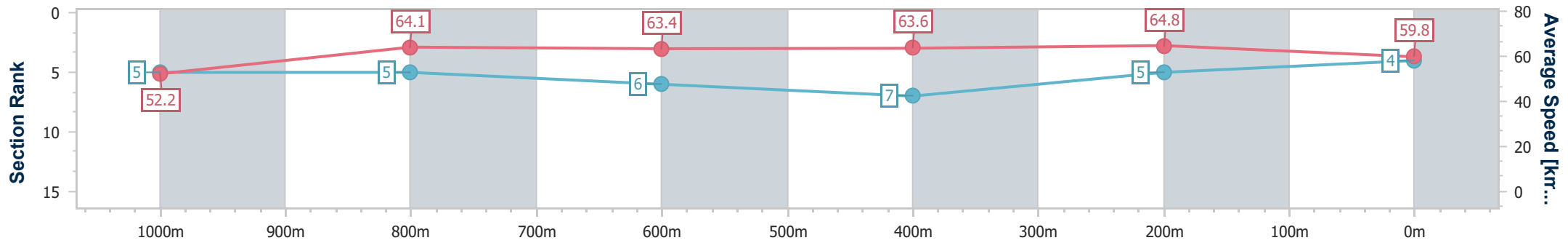
Race 3: Showzer BENCHMARK 65 Handicap - 1200m



29 November 2024 - 18:52

Track Rating: Soft 5, Weather: Overcast, Rail Position: +5m Entire

Section	Overall	1000m	800m	600m	400m	200m
Section Times	1:11.39 [4] (0:13.82)	0:57.57 [5] (0:11.29)	0:46.28 [5] (0:11.59)	0:34.69 [6] (0:11.55)	0:23.14 [7] (0:11.14)	0:12.00 [5] (0:12.00)
Average Speed [km/h]	52.2	64.1	63.4	63.6	64.8	59.8
Top Speed [km/h]	64.5	65.7	64.6	65.6	66.4	62.8
Avg. Dist. to Rail [m]	6.6	3.2	3.0	3.5	5.4	4.0
Avg. Stride Freq. [Hz]	2.3	2.4	2.3	2.4	2.4	2.3
Avg. Stride Length [m]	6.6	7.6	7.5	7.5	7.6	7.2



- [] Ranking at each section and finish
- .-.- No data available at this section
- NA No data available



Horse/Jockey Name	Fourandahalf
Final Rank	5
Fastest Section Time (Section)	0:11.28 (600m)
Top Speed [km/h] (Section)	64.7 (600m)
Race State	Finished



Sunshine Coast QLD Professional

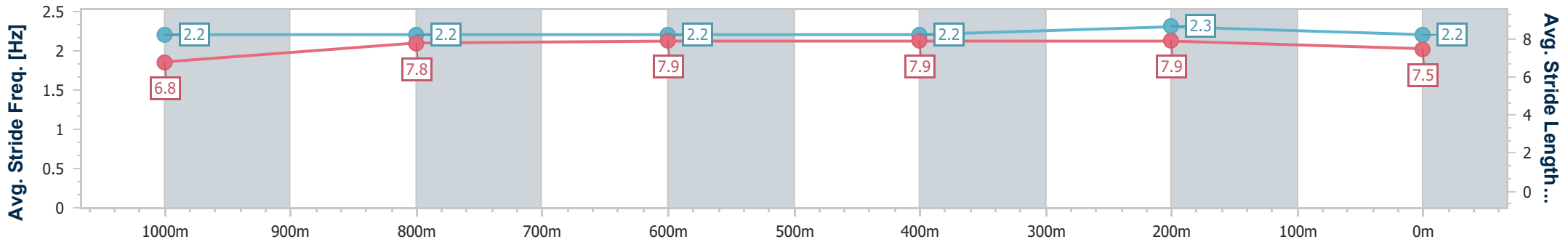
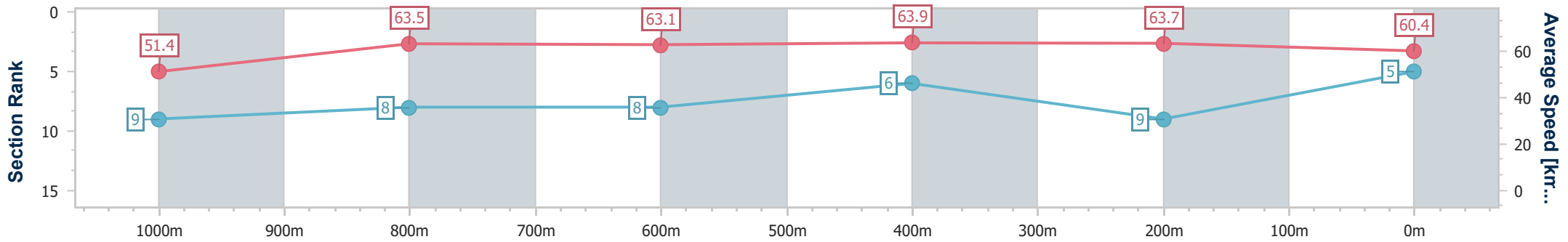
Race 3: Showzer BENCHMARK 65 Handicap - 1200m



29 November 2024 - 18:52

Track Rating: Soft 5, Weather: Overcast, Rail Position: +5m Entire

Section	Overall	1000m	800m	600m	400m	200m
Section Times	1:11.47 [5] (0:14.04)	0:57.43 [9] (0:11.40)	0:46.03 [8] (0:11.50)	0:34.53 [8] (0:11.28)	0:23.25 [6] (0:11.33)	0:11.92 [9] (0:11.92)
Average Speed [km/h]	51.4	63.5	63.1	63.9	63.7	60.4
Top Speed [km/h]	63.6	64.5	64.4	64.7	64.6	61.6
Avg. Dist. to Rail [m]	3.9	2.8	1.1	0.5	3.9	6.8
Avg. Stride Freq. [Hz]	2.2	2.2	2.2	2.2	2.3	2.2
Avg. Stride Length [m]	6.8	7.8	7.9	7.9	7.9	7.5



- [] Ranking at each section and finish
- .-.- No data available at this section
- NA No data available



Horse/Jockey Name	Dealing's Done
Final Rank	6
Fastest Section Time (Section)	0:10.98 (400m)
Top Speed [km/h] (Section)	67.3 (400m)
Race State	Finished



Sunshine Coast QLD Professional

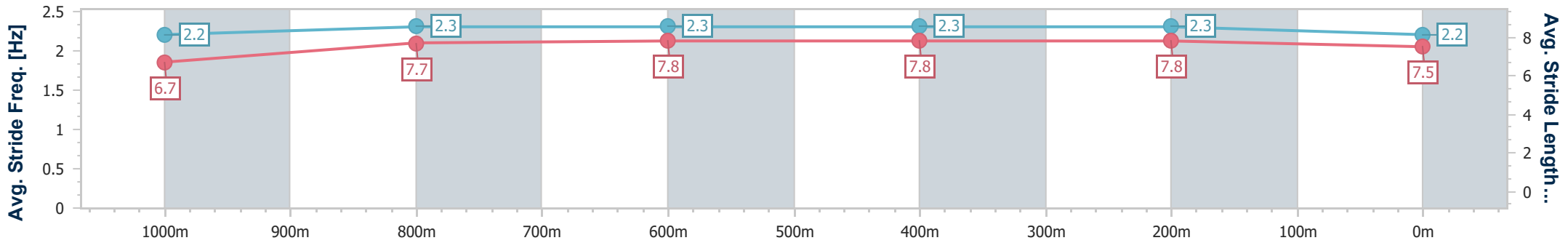
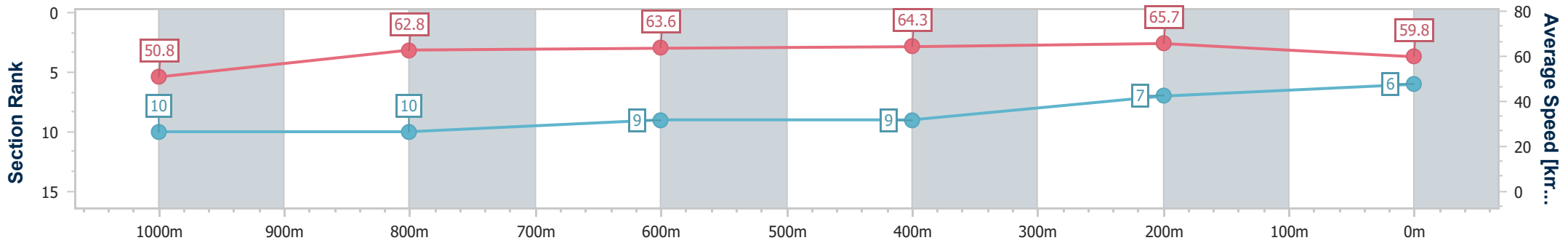
Race 3: Showzer BENCHMARK 65 Handicap - 1200m



29 November 2024 - 18:52

Track Rating: Soft 5, Weather: Overcast, Rail Position: +5m Entire

Section	Overall	1000m	800m	600m	400m	200m
Section Times	1:11.52 [6] (0:14.17)	0:57.35 [10] (0:11.54)	0:45.81 [10] (0:11.52)	0:34.29 [9] (0:11.29)	0:23.00 [9] (0:10.98)	0:12.02 [7] (0:12.02)
Average Speed [km/h]	50.8	62.8	63.6	64.3	65.7	59.8
Top Speed [km/h]	65.0	65.3	64.5	66.7	67.3	62.5
Avg. Dist. to Rail [m]	7.9	4.4	2.3	2.0	2.0	3.2
Avg. Stride Freq. [Hz]	2.2	2.3	2.3	2.3	2.3	2.2
Avg. Stride Length [m]	6.7	7.7	7.8	7.8	7.8	7.5



- [] Ranking at each section and finish
- .-.- No data available at this section
- NA No data available



Horse/Jockey Name	Ready To Boom
Final Rank	7
Fastest Section Time (Section)	0:11.24 (1000m)
Top Speed [km/h] (Section)	66.9 (1000m)
Race State	Finished



Sunshine Coast QLD Professional

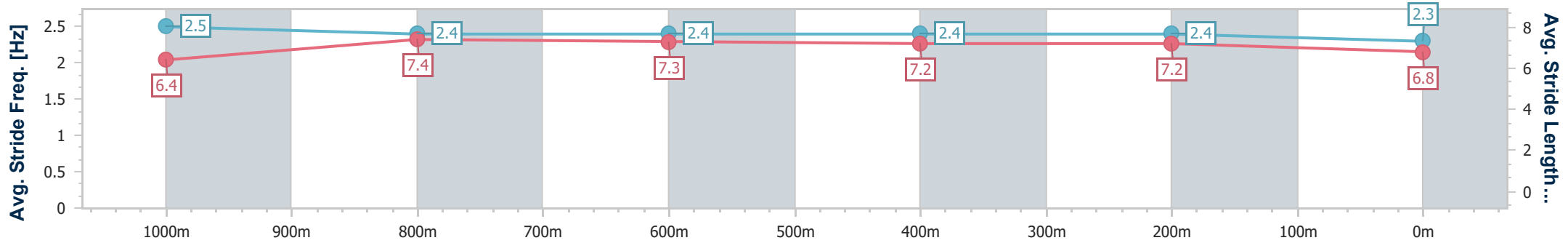
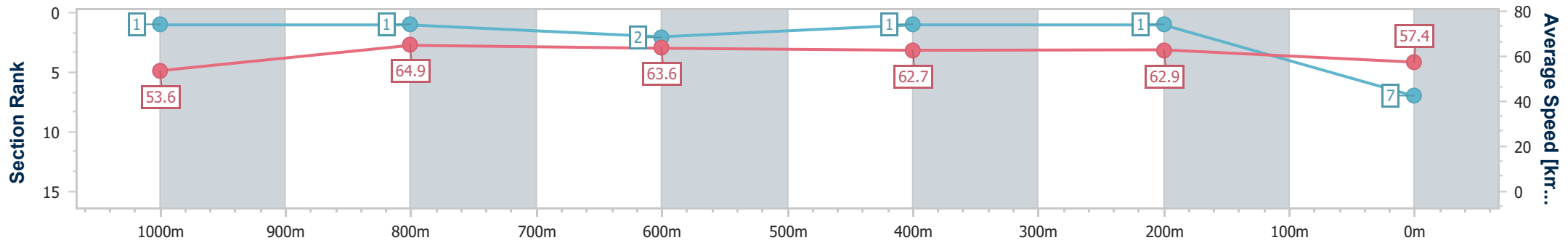
Race 3: Showzer BENCHMARK 65 Handicap - 1200m



29 November 2024 - 18:52

Track Rating: Soft 5, Weather: Overcast, Rail Position: +5m Entire

Section	Overall	1000m	800m	600m	400m	200m
Section Times	1:11.76 [7] (0:13.43)	0:58.33 [1] (0:11.24)	0:47.09 [1] (0:11.54)	0:35.55 [2] (0:11.55)	0:24.00 [1] (0:11.45)	0:12.55 [1] (0:12.55)
Average Speed [km/h]	53.6	64.9	63.6	62.7	62.9	57.4
Top Speed [km/h]	66.2	66.9	64.9	63.7	64.0	61.6
Avg. Dist. to Rail [m]	8.0	5.5	3.2	1.0	1.2	1.4
Avg. Stride Freq. [Hz]	2.5	2.4	2.4	2.4	2.4	2.3
Avg. Stride Length [m]	6.4	7.4	7.3	7.2	7.2	6.8



- [] Ranking at each section and finish
- .-.- No data available at this section
- NA No data available



Horse/Jockey Name	Borrelli
Final Rank	8
Fastest Section Time (Section)	0:11.24 (400m)
Top Speed [km/h] (Section)	65.5 (400m)
Race State	Finished



Sunshine Coast QLD Professional

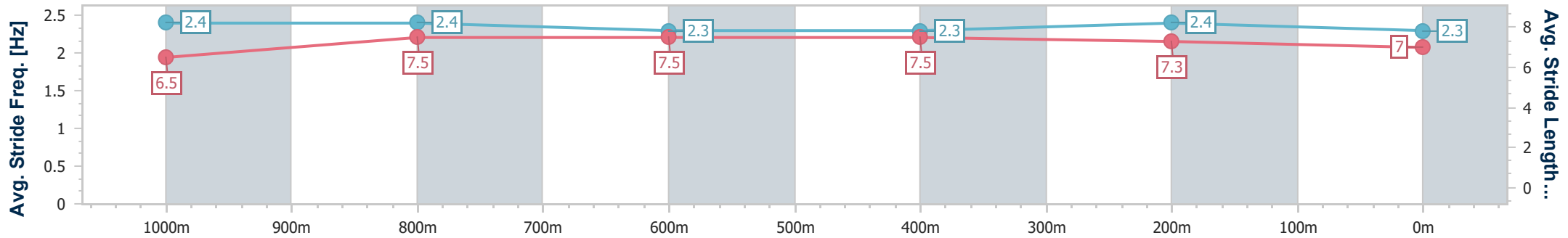
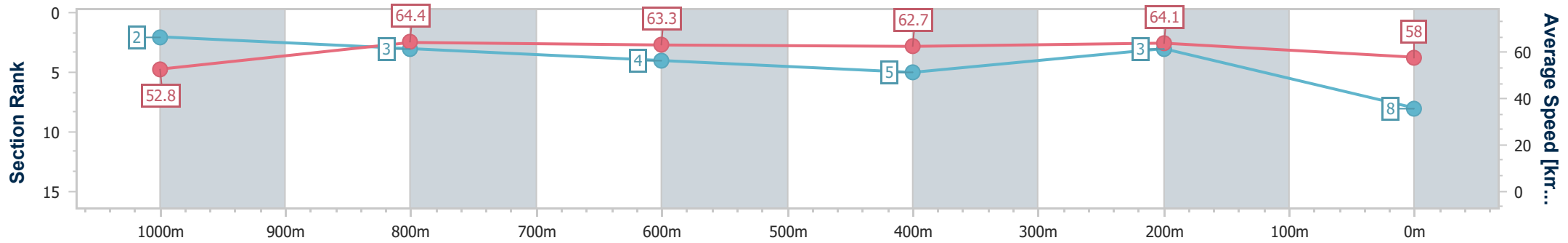
Race 3: Showzer BENCHMARK 65 Handicap - 1200m



29 November 2024 - 18:52

Track Rating: Soft 5, Weather: Overcast, Rail Position: +5m Entire

Section	Overall	1000m	800m	600m	400m	200m
Section Times	1:11.80 [8] (0:13.63)	0:58.17 [2] (0:11.28)	0:46.89 [3] (0:11.63)	0:35.26 [4] (0:11.57)	0:23.69 [5] (0:11.24)	0:12.45 [3] (0:12.45)
Average Speed [km/h]	52.8	64.4	63.3	62.7	64.1	58.0
Top Speed [km/h]	65.2	65.4	64.9	63.6	65.5	62.2
Avg. Dist. to Rail [m]	5.7	3.7	3.5	1.7	3.9	4.4
Avg. Stride Freq. [Hz]	2.4	2.4	2.3	2.3	2.4	2.3
Avg. Stride Length [m]	6.5	7.5	7.5	7.5	7.3	7.0



- [] Ranking at each section and finish
- .-.- No data available at this section
- NA No data available



Horse/Jockey Name	Ioane
Final Rank	9
Fastest Section Time (Section)	0:11.27 (600m)
Top Speed [km/h] (Section)	66.0 (1000m)
Race State	Finished



Sunshine Coast QLD Professional

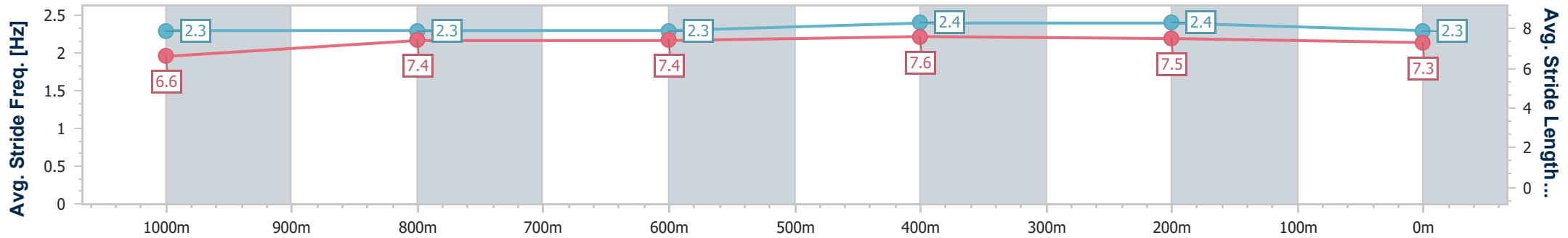
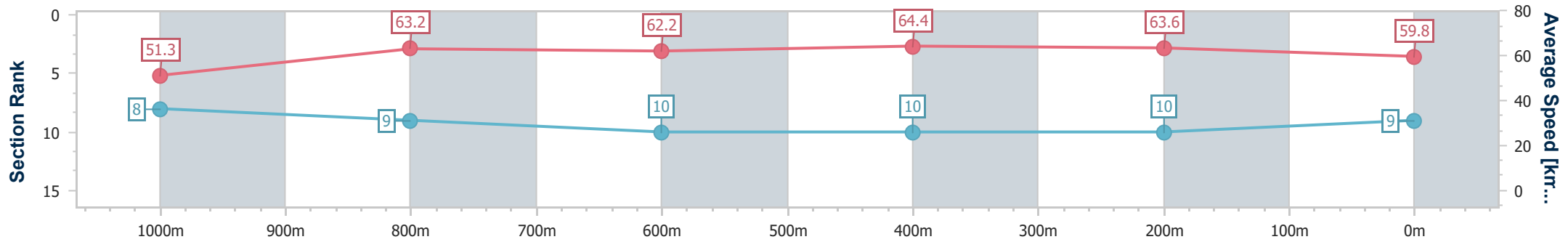
Race 3: Showzer BENCHMARK 65 Handicap - 1200m



29 November 2024 - 18:52

Track Rating: Soft 5, Weather: Overcast, Rail Position: +5m Entire

Section	Overall	1000m	800m	600m	400m	200m
Section Times	1:11.92 [9] (0:14.03)	0:57.89 [8] (0:11.54)	0:46.35 [9] (0:11.71)	0:34.64 [10] (0:11.27)	0:23.37 [10] (0:11.32)	0:12.05 [10] (0:12.05)
Average Speed [km/h]	51.3	63.2	62.2	64.4	63.6	59.8
Top Speed [km/h]	65.9	66.0	63.4	65.2	65.1	61.7
Avg. Dist. to Rail [m]	5.7	4.5	2.4	1.1	3.8	6.0
Avg. Stride Freq. [Hz]	2.3	2.3	2.3	2.4	2.4	2.3
Avg. Stride Length [m]	6.6	7.4	7.4	7.6	7.5	7.3



- [] Ranking at each section and finish
- .-.- No data available at this section
- NA No data available



Horse/Jockey Name	Flying Shelly
Final Rank	10
Fastest Section Time (Section)	0:11.05 (1000m)
Top Speed [km/h] (Section)	67.2 (1000m)
Race State	Finished



Sunshine Coast QLD Professional

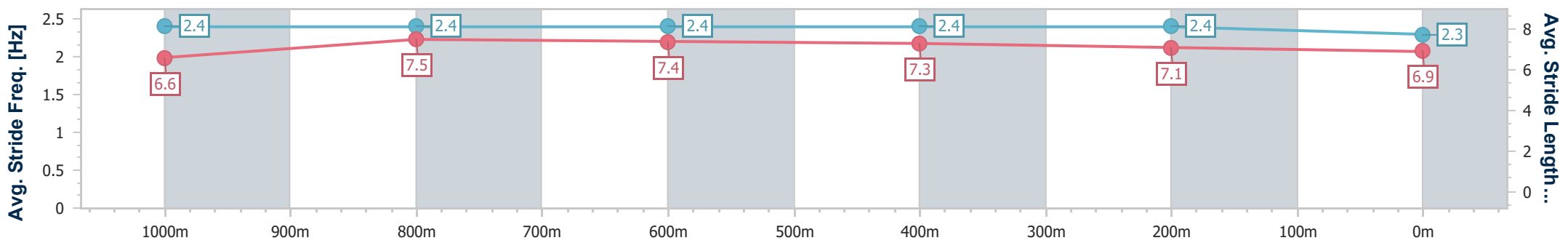
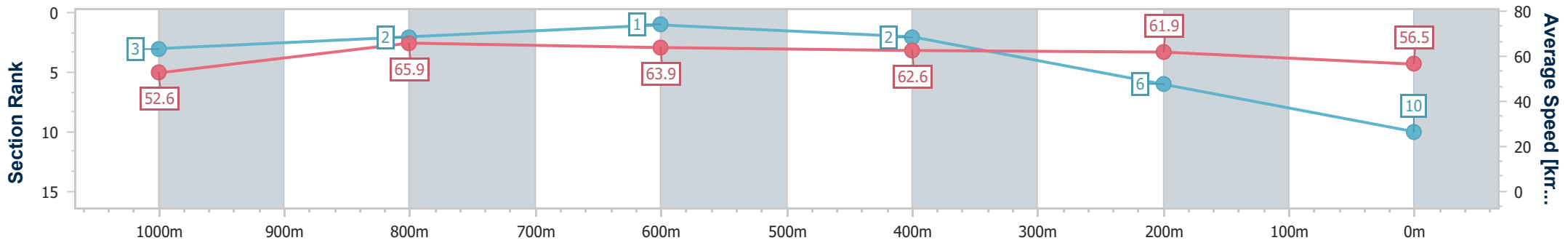
Race 3: Showzer BENCHMARK 65 Handicap - 1200m



29 November 2024 - 18:52

Track Rating: Soft 5, Weather: Overcast, Rail Position: +5m Entire

Section	Overall	1000m	800m	600m	400m	200m
Section Times	1:12.20 [10] (0:13.67)	0:58.53 [3] (0:11.05)	0:47.48 [2] (0:11.48)	0:36.00 [1] (0:11.61)	0:24.39 [2] (0:11.65)	0:12.74 [6] (0:12.74)
Average Speed [km/h]	52.6	65.9	63.9	62.6	61.9	56.5
Top Speed [km/h]	67.0	67.2	65.2	63.4	63.4	59.9
Avg. Dist. to Rail [m]	9.9	5.4	3.0	2.1	2.7	3.5
Avg. Stride Freq. [Hz]	2.4	2.4	2.4	2.4	2.4	2.3
Avg. Stride Length [m]	6.6	7.5	7.4	7.3	7.1	6.9



- [] Ranking at each section and finish
- .-.- No data available at this section
- NA No data available

Track Rating: Soft 5, Weather: Overcast, Rail Position: +5m Entire

Section													Last 600m	
Field Times		Overall	1000m	800m	600m	400m	200m						0:35.66	
		1:11.29 (0:13.31)	0:57.98 (0:10.80)	0:47.18 (0:11.52)	0:35.66 (0:11.48)	0:24.18 (0:11.74)	0:12.44 (0:12.44)							
Rank	TAB	Horse/Jockey	Barrier	Top Speed [km/h]	Fastest Section							Margin	Distance Travelled [m]	
1	4	PROVANCE Ron Stewart	4	67.5 Overall	0:11.11 1000m	1:11.29 [1] (0:13.53)	0:57.76 [4] (0:11.11)	0:46.65 [4] (0:11.54)	0:35.11 [4] (0:11.40)	0:23.71 [3] (0:11.41)	0:12.30 [2] (0:12.30)	1:11.29	0:35.11	
2	22	KEEP SAFE Brandon Lerena	2	69.4 1000m	0:10.80 1000m	1:11.61 [2] (0:13.31)	0:58.30 [1] (0:10.80)	0:47.50 [1] (0:11.52)	0:35.98 [1] (0:11.48)	0:24.50 [1] (0:11.74)	0:12.76 [1] (0:12.76)	1.8L	0:35.98	-1
3	9	VICTORY FLAME Bailey Wheeler	11	66.0 1000m	0:11.25 1000m	1:11.91 [3] (0:14.20)	0:57.71 [10] (0:11.25)	0:46.46 [11] (0:11.68)	0:34.78 [10] (0:11.56)	0:23.22 [10] (0:11.30)	0:11.92 [9] (0:11.92)	3.6L	0:34.78	+9
4	3	KENSINGTON'S JEWEL Samantha Collett	1	67.2 1000m	0:10.94 1000m	1:11.99 [4] (0:13.40)	0:58.59 [2] (0:10.94)	0:47.65 [2] (0:11.43)	0:36.22 [2] (0:11.66)	0:24.56 [2] (0:11.73)	0:12.83 [3] (0:12.83)	4L	0:36.22	+4
5	13	ACHACHA Damien Thornton	9	67.6 Overall	0:11.06 1000m	1:12.02 [5] (0:13.73)	0:58.29 [7] (0:11.06)	0:47.23 [6] (0:11.59)	0:35.64 [6] (0:11.57)	0:24.07 [6] (0:11.52)	0:12.55 [4] (0:12.55)	4.1L	0:35.64	+6
6	6	IN NO DOUBT Robbie Dolan	17	67.4 1000m	0:11.05 1000m	1:12.06 [6] (0:14.21)	0:57.85 [11] (0:11.05)	0:46.80 [9] (0:11.57)	0:35.23 [9] (0:11.68)	0:23.55 [8] (0:11.30)	0:12.25 [7] (0:12.25)	4.3L	0:35.23	+10
7	18	SOBUTE Cejay Graham	12	66.5 1000m	0:11.19 1000m	1:12.13 [7] (0:14.54)	0:57.59 [13] (0:11.19)	0:46.40 [13] (0:11.69)	0:34.71 [13] (0:11.36)	0:23.35 [11] (0:11.22)	0:12.13 [10] (0:12.13)	4.6L	0:34.71	+5
8	23	HAS BEAN Jace McMurray	8	68.2 Overall	0:10.99 1000m	1:12.38 [8] (0:13.71)	0:58.67 [6] (0:10.99)	0:47.68 [5] (0:11.60)	0:36.08 [5] (0:11.48)	0:24.60 [5] (0:11.80)	0:12.80 [5] (0:12.80)	5.9L	0:36.08	+0
9	1	FLYING SHELBY James Orman	3	68.5 Overall	0:10.92 1000m	1:12.42 [9] (0:13.43)	0:58.99 [3] (0:10.92)	0:48.07 [3] (0:11.57)	0:36.50 [3] (0:11.82)	0:24.68 [4] (0:11.86)	0:12.82 [6] (0:12.82)	6.1L	0:36.50	+6
10	7	LAND BANK Angela Jones	20	66.2 1000m	0:11.08 1000m	1:12.65 [10] (0:14.50)	0:58.15 [12] (0:11.08)	0:47.07 [12] (0:11.76)	0:35.31 [12] (0:11.58)	0:23.73 [13] (0:11.78)	0:11.95 [12] (0:11.95)	7.4L	0:35.31	+5

Scratched: Beast Of Burden (#24), Mr O'reilly (#10), Bee Two (#20), Outranked (#14), Three Tees (#11), Bolshevic Road (#5), Still Unwanted (#2), Smart Bint (#12), Attentive (#15), Champagne Problems (#17),



Sunshine Coast QLD Professional
Race 4: Clayton's Towing Maiden Handicap - 1200m
 29 November 2024 - 19:23



Track Rating: Soft 5, Weather: Overcast, Rail Position: +5m Entire

Section		Overall	1000m	800m	600m	400m	200m	Last 600m					
Field Times		1:11.29 (0:13.31)	0:57.98 (0:10.80)	0:47.18 (0:11.52)	0:35.66 (0:11.48)	0:24.18 (0:11.74)	0:12.44 (0:12.44)	0:35.66					
Rank	TAB Horse/Jockey	Barrier	Top Speed [km/h]	Fastest Section	Margin							Distance Travelled [m]	
11	21 SHADOW CRUISER Michael Rodd	13	67.6 1000m	0:11.03 1000m	1:12.99 [11] (0:14.02)	0:58.97 [8] (0:11.03)	0:47.94 [8] (0:11.49)	0:36.45 [7] (0:11.52)	0:24.93 [7] (0:11.87)	0:13.06 [8] (0:13.06)	9.2L	0:36.45	+0
12	16 KEY COMPONENT Dale Smith	5	65.7 1000m	0:11.24 1000m	1:13.28 [12] (0:14.18)	0:59.10 [9] (0:11.24)	0:47.86 [10] (0:11.74)	0:36.12 [11] (0:11.68)	0:24.44 [12] (0:11.94)	0:12.50 [13] (0:12.50)	10.7L	0:36.12	+3
13	8 THE COPS Georgina Cartwright	10	66.9 Overall	0:11.32 1000m	1:13.61 [13] (0:13.65)	0:59.96 [5] (0:11.32)	0:48.64 [7] (0:11.69)	0:36.95 [8] (0:11.96)	0:24.99 [9] (0:11.94)	0:13.05 [11] (0:13.05)	12.5L	0:36.95	+6

Scratched: Beast Of Burden (#24), Mr O'reilly (#10), Bee Two (#20), Outranked (#14), Three Tees (#11), Bolshevic Road (#5), Still Unwanted (#2), Smart Bint (#12), Attentive (#15), Champagne Problems (#17),

[] Ranking at each section and finish
 -:-:- No data available at this section
 NA No data available

SCN Saddle cloth number
 DNF Did not finish
 DNT Did not track



Horse/Jockey Name	Provance
Final Rank	1
Fastest Section Time (Section)	0:11.11 (1000m)
Top Speed [km/h] (Section)	67.5 (Overall)
Race State	Finished



Sunshine Coast QLD Professional

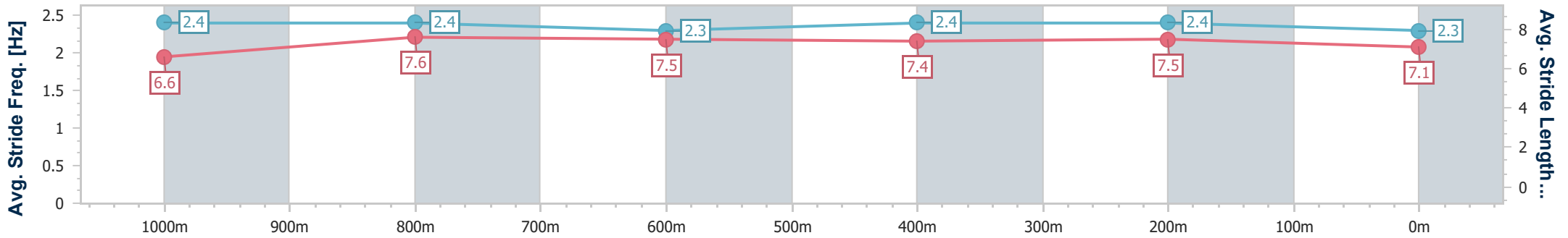
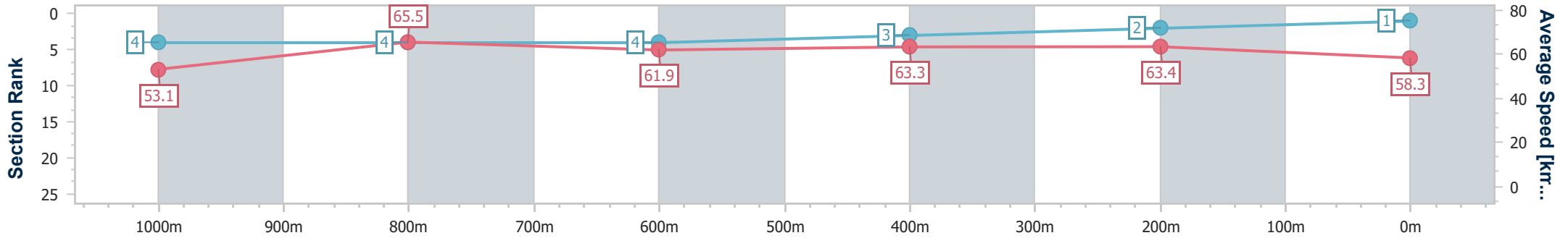
Race 4: Clayton's Towing Maiden Handicap - 1200m



29 November 2024 - 19:23

Track Rating: Soft 5, Weather: Overcast, Rail Position: +5m Entire

Section	Overall	1000m	800m	600m	400m	200m
Section Times	1:11.29 [1] (0:13.53)	0:57.76 [4] (0:11.11)	0:46.65 [4] (0:11.54)	0:35.11 [4] (0:11.40)	0:23.71 [3] (0:11.41)	0:12.30 [2] (0:12.30)
Average Speed [km/h]	53.1	65.5	61.9	63.3	63.4	58.3
Top Speed [km/h]	67.5	67.5	64.0	64.3	64.9	61.0
Avg. Dist. to Rail [m]	5.7	3.0	0.9	0.6	2.5	1.5
Avg. Stride Freq. [Hz]	2.4	2.4	2.3	2.4	2.4	2.3
Avg. Stride Length [m]	6.6	7.6	7.5	7.4	7.5	7.1



- [] Ranking at each section and finish
- .-.- No data available at this section
- NA No data available



Horse/Jockey Name	Keep Safe
Final Rank	2
Fastest Section Time (Section)	0:10.80 (1000m)
Top Speed [km/h] (Section)	69.4 (1000m)
Race State	Finished



Sunshine Coast QLD Professional

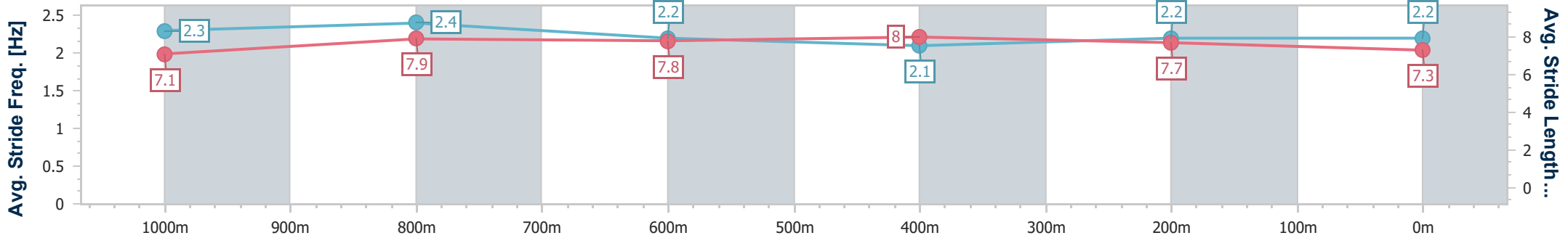
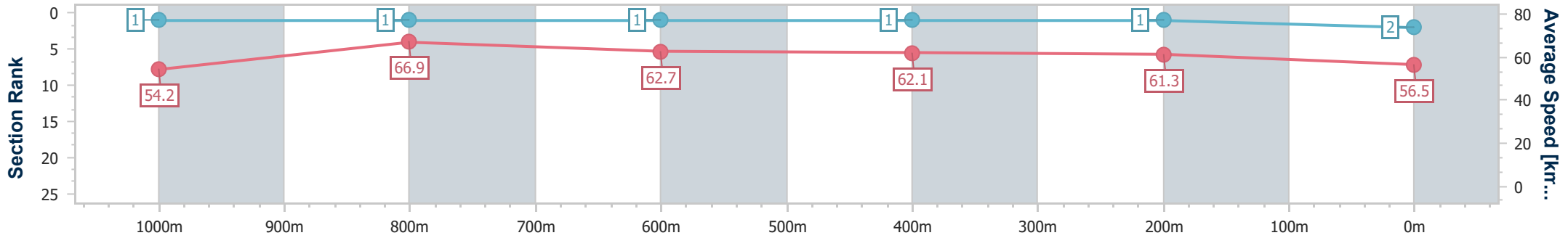
Race 4: Clayton's Towing Maiden Handicap - 1200m



29 November 2024 - 19:23

Track Rating: Soft 5, Weather: Overcast, Rail Position: +5m Entire

Section	Overall	1000m	800m	600m	400m	200m
Section Times	1:11.61 [2] (0:13.31)	0:58.30 [1] (0:10.80)	0:47.50 [1] (0:11.52)	0:35.98 [1] (0:11.48)	0:24.50 [1] (0:11.74)	0:12.76 [1] (0:12.76)
Average Speed [km/h]	54.2	66.9	62.7	62.1	61.3	56.5
Top Speed [km/h]	68.7	69.4	63.9	63.1	62.4	59.2
Avg. Dist. to Rail [m]	4.0	2.6	0.7	1.3	0.6	0.6
Avg. Stride Freq. [Hz]	2.3	2.4	2.2	2.1	2.2	2.2
Avg. Stride Length [m]	7.1	7.9	7.8	8.0	7.7	7.3



- [] Ranking at each section and finish
- .-.- No data available at this section
- NA No data available



Horse/Jockey Name	Victory Flame
Final Rank	3
Fastest Section Time (Section)	0:11.25 (1000m)
Top Speed [km/h] (Section)	66.0 (1000m)
Race State	Finished



Sunshine Coast QLD Professional

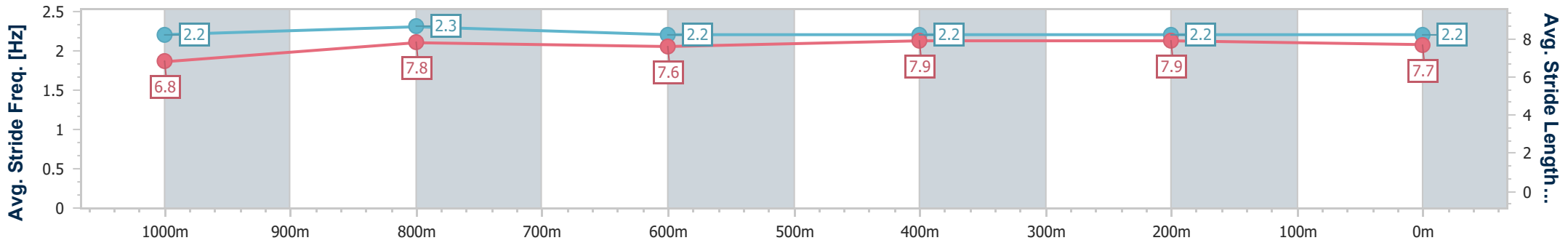
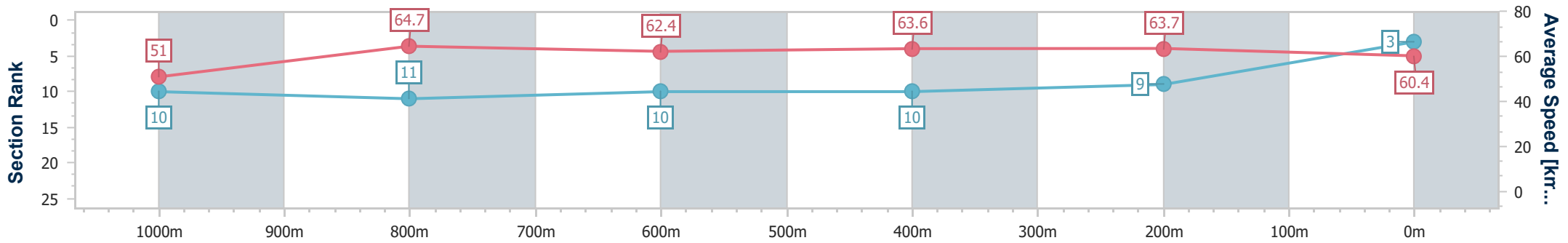
Race 4: Clayton's Towing Maiden Handicap - 1200m



29 November 2024 - 19:23

Track Rating: Soft 5, Weather: Overcast, Rail Position: +5m Entire

Section	Overall	1000m	800m	600m	400m	200m
Section Times	1:11.91 [3] (0:14.20)	0:57.71 [10] (0:11.25)	0:46.46 [11] (0:11.68)	0:34.78 [10] (0:11.56)	0:23.22 [10] (0:11.30)	0:11.92 [9] (0:11.92)
Average Speed [km/h]	51.0	64.7	62.4	63.6	63.7	60.4
Top Speed [km/h]	65.2	66.0	63.7	64.9	64.3	62.4
Avg. Dist. to Rail [m]	7.2	3.4	2.5	3.6	5.3	6.6
Avg. Stride Freq. [Hz]	2.2	2.3	2.2	2.2	2.2	2.2
Avg. Stride Length [m]	6.8	7.8	7.6	7.9	7.9	7.7



- [] Ranking at each section and finish
- .-.-.- No data available at this section
- NA No data available



Horse/Jockey Name	Kensington's Jewel
Final Rank	4
Fastest Section Time (Section)	0:10.94 (1000m)
Top Speed [km/h] (Section)	67.2 (1000m)
Race State	Finished



Sunshine Coast QLD Professional

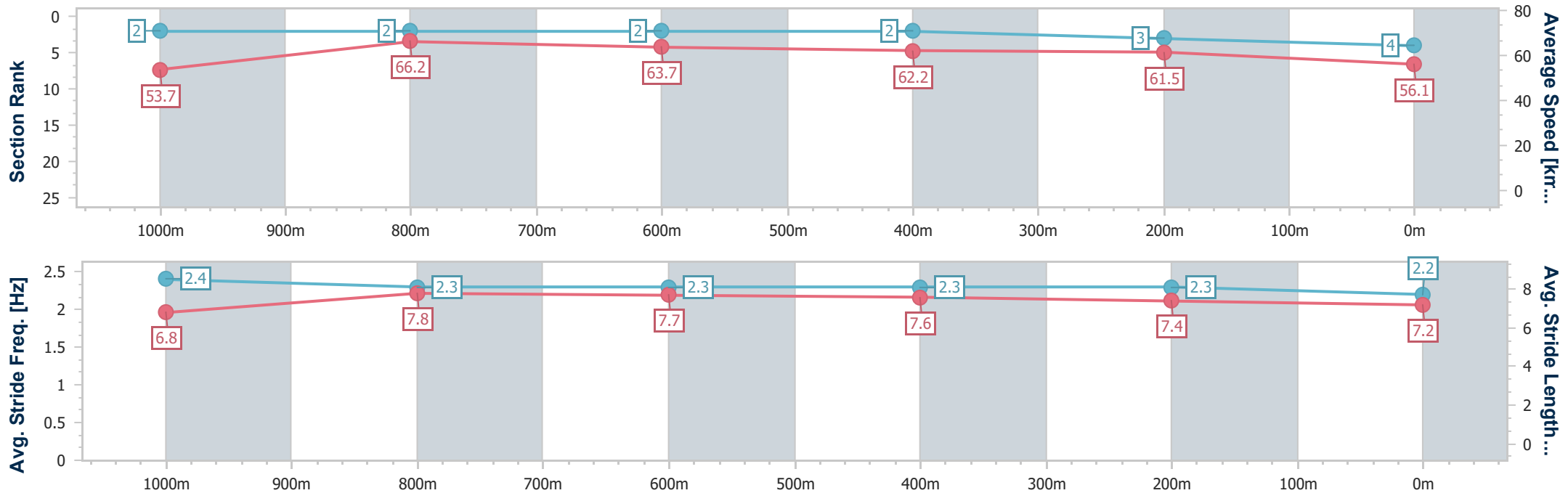
Race 4: Clayton's Towing Maiden Handicap - 1200m



29 November 2024 - 19:23

Track Rating: Soft 5, Weather: Overcast, Rail Position: +5m Entire

Section	Overall	1000m	800m	600m	400m	200m
Section Times	1:11.99 [4] (0:13.40)	0:58.59 [2] (0:10.94)	0:47.65 [2] (0:11.43)	0:36.22 [2] (0:11.66)	0:24.56 [2] (0:11.73)	0:12.83 [3] (0:12.83)
Average Speed [km/h]	53.7	66.2	63.7	62.2	61.5	56.1
Top Speed [km/h]	67.2	67.2	64.6	63.0	62.5	59.1
Avg. Dist. to Rail [m]	2.7	2.2	1.7	1.7	3.0	3.2
Avg. Stride Freq. [Hz]	2.4	2.3	2.3	2.3	2.3	2.2
Avg. Stride Length [m]	6.8	7.8	7.7	7.6	7.4	7.2



- [] Ranking at each section and finish
- .-.- No data available at this section
- NA No data available



Horse/Jockey Name	Achacha
Final Rank	5
Fastest Section Time (Section)	0:11.06 (1000m)
Top Speed [km/h] (Section)	67.6 (Overall)
Race State	Finished



Sunshine Coast QLD Professional

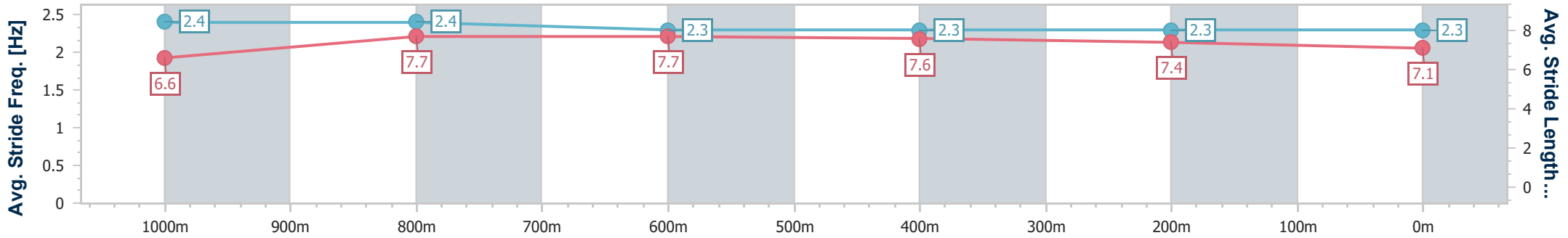
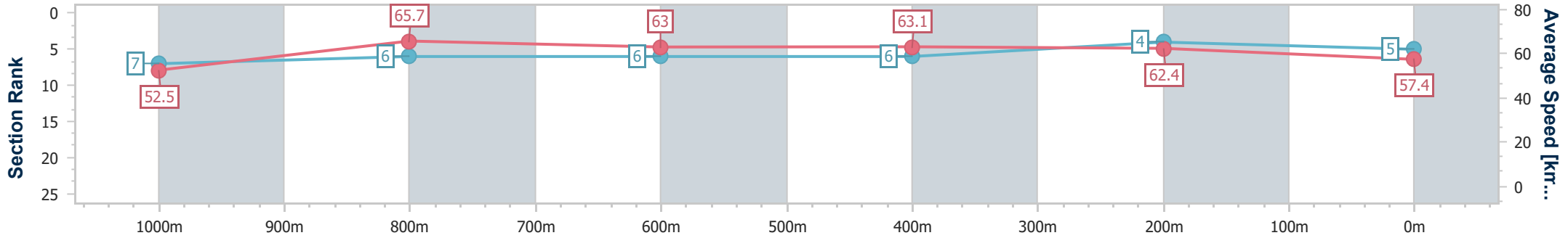
Race 4: Clayton's Towing Maiden Handicap - 1200m



29 November 2024 - 19:23

Track Rating: Soft 5, Weather: Overcast, Rail Position: +5m Entire

Section	Overall	1000m	800m	600m	400m	200m
Section Times	1:12.02 [5] (0:13.73)	0:58.29 [7] (0:11.06)	0:47.23 [6] (0:11.59)	0:35.64 [6] (0:11.57)	0:24.07 [6] (0:11.52)	0:12.55 [4] (0:12.55)
Average Speed [km/h]	52.5	65.7	63.0	63.1	62.4	57.4
Top Speed [km/h]	67.6	67.5	64.4	63.8	64.3	60.3
Avg. Dist. to Rail [m]	7.0	3.2	2.1	2.4	4.3	4.4
Avg. Stride Freq. [Hz]	2.4	2.4	2.3	2.3	2.3	2.3
Avg. Stride Length [m]	6.6	7.7	7.7	7.6	7.4	7.1



- [] Ranking at each section and finish
- .-.- No data available at this section
- NA No data available



Horse/Jockey Name	In No Doubt
Final Rank	6
Fastest Section Time (Section)	0:11.05 (1000m)
Top Speed [km/h] (Section)	67.4 (1000m)
Race State	Finished



Sunshine Coast QLD Professional

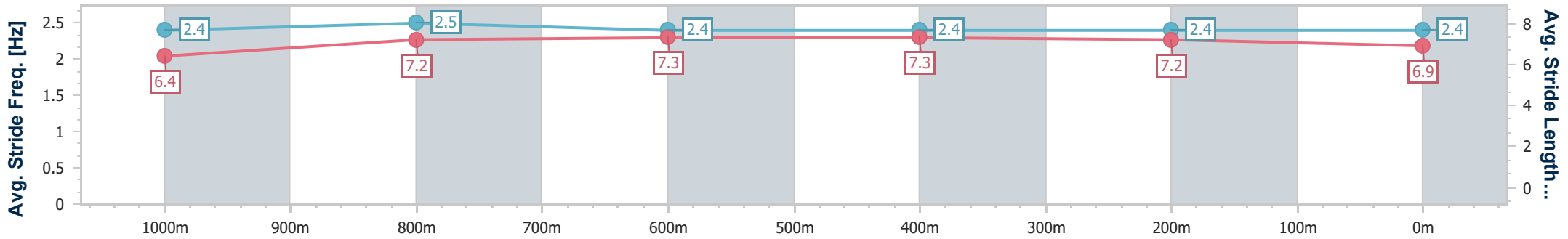
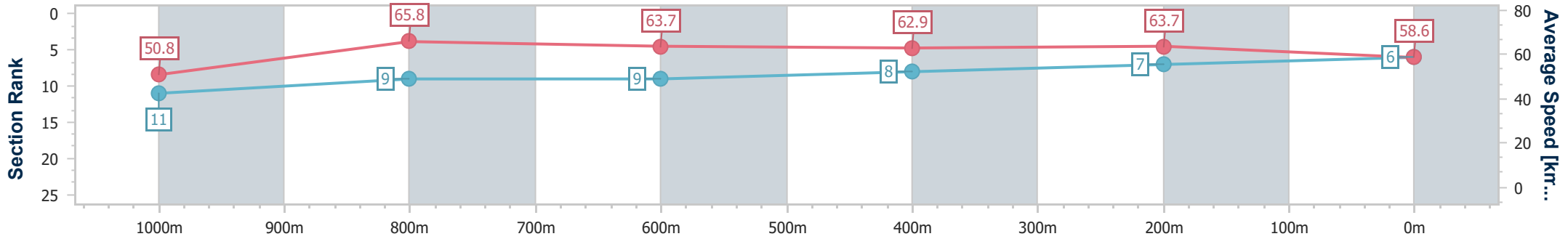
Race 4: Clayton's Towing Maiden Handicap - 1200m



29 November 2024 - 19:23

Track Rating: Soft 5, Weather: Overcast, Rail Position: +5m Entire

Section	Overall	1000m	800m	600m	400m	200m
Section Times	1:12.06 [6] (0:14.21)	0:57.85 [11] (0:11.05)	0:46.80 [9] (0:11.57)	0:35.23 [9] (0:11.68)	0:23.55 [8] (0:11.30)	0:12.25 [7] (0:12.25)
Average Speed [km/h]	50.8	65.8	63.7	62.9	63.7	58.6
Top Speed [km/h]	65.6	67.4	66.0	64.4	64.5	61.7
Avg. Dist. to Rail [m]	9.7	4.8	3.9	3.1	7.5	6.5
Avg. Stride Freq. [Hz]	2.4	2.5	2.4	2.4	2.4	2.4
Avg. Stride Length [m]	6.4	7.2	7.3	7.3	7.2	6.9



- [] Ranking at each section and finish
- .-.- No data available at this section
- NA No data available



Horse/Jockey Name	Sobute
Final Rank	7
Fastest Section Time (Section)	0:11.19 (1000m)
Top Speed [km/h] (Section)	66.5 (1000m)
Race State	Finished



Sunshine Coast QLD Professional

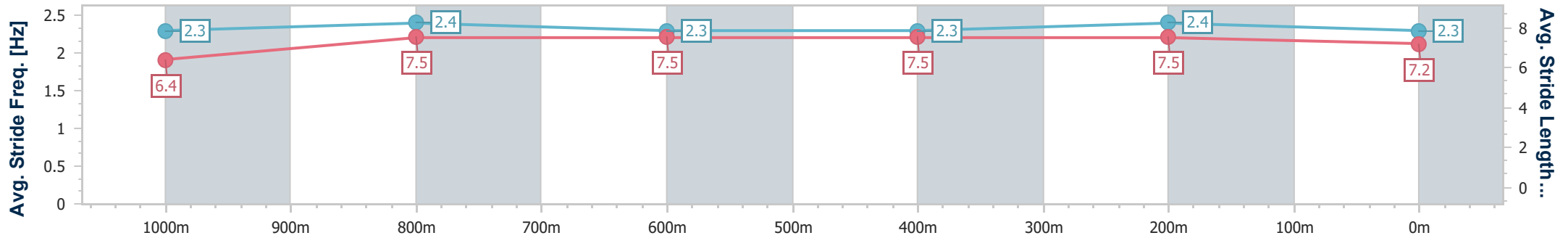
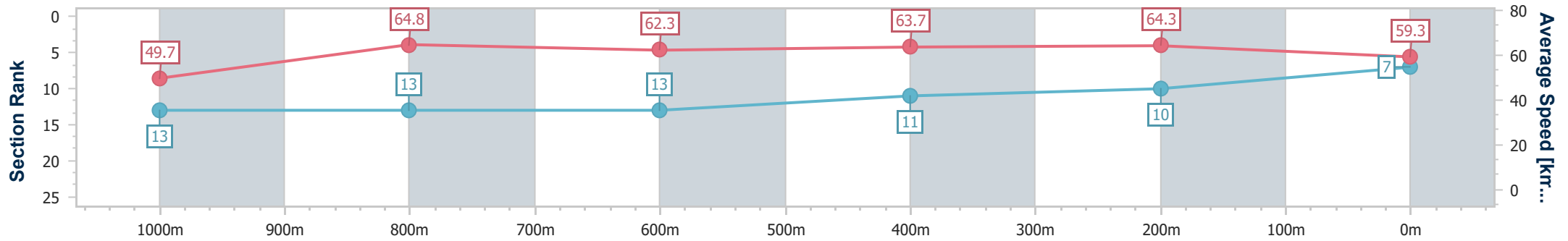
Race 4: Clayton's Towing Maiden Handicap - 1200m



29 November 2024 - 19:23

Track Rating: Soft 5, Weather: Overcast, Rail Position: +5m Entire

Section	Overall	1000m	800m	600m	400m	200m
Section Times	1:12.13 [7] (0:14.54)	0:57.59 [13] (0:11.19)	0:46.40 [13] (0:11.69)	0:34.71 [13] (0:11.36)	0:23.35 [11] (0:11.22)	0:12.13 [10]
Average Speed [km/h]	49.7	64.8	62.3	63.7	64.3	59.3
Top Speed [km/h]	63.8	66.5	64.3	64.7	64.9	63.0
Avg. Dist. to Rail [m]	8.4	3.7	1.9	1.0	2.0	2.1
Avg. Stride Freq. [Hz]	2.3	2.4	2.3	2.3	2.4	2.3
Avg. Stride Length [m]	6.4	7.5	7.5	7.5	7.5	7.2



- [] Ranking at each section and finish
- .-.- No data available at this section
- NA No data available



Horse/Jockey Name	Has Bean
Final Rank	8
Fastest Section Time (Section)	0:10.99 (1000m)
Top Speed [km/h] (Section)	68.2 (Overall)
Race State	Finished



Sunshine Coast QLD Professional

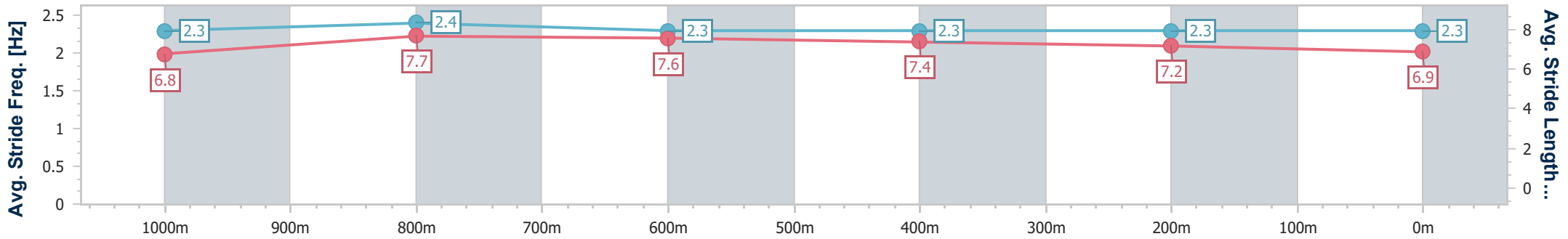
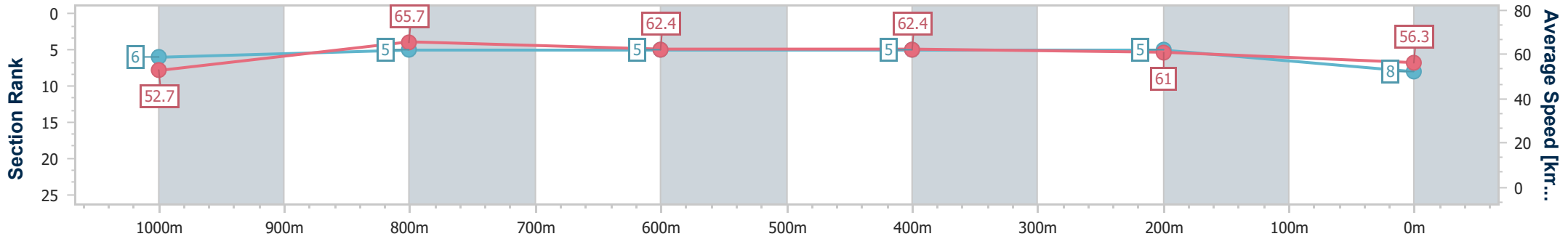
Race 4: Clayton's Towing Maiden Handicap - 1200m



29 November 2024 - 19:23

Track Rating: Soft 5, Weather: Overcast, Rail Position: +5m Entire

Section	Overall	1000m	800m	600m	400m	200m
Section Times	1:12.38 [8] (0:13.71)	0:58.67 [6] (0:10.99)	0:47.68 [5] (0:11.60)	0:36.08 [5] (0:11.48)	0:24.60 [5] (0:11.80)	0:12.80 [5] (0:12.80)
Average Speed [km/h]	52.7	65.7	62.4	62.4	61.0	56.3
Top Speed [km/h]	68.2	68.1	62.7	63.4	62.3	58.9
Avg. Dist. to Rail [m]	5.7	2.0	0.8	0.9	0.6	0.3
Avg. Stride Freq. [Hz]	2.3	2.4	2.3	2.3	2.3	2.3
Avg. Stride Length [m]	6.8	7.7	7.6	7.4	7.2	6.9



- [] Ranking at each section and finish
- .-.- No data available at this section
- NA No data available



Horse/Jockey Name	Flying Shelby
Final Rank	9
Fastest Section Time (Section)	0:10.92 (1000m)
Top Speed [km/h] (Section)	68.5 (Overall)
Race State	Finished



Sunshine Coast QLD Professional

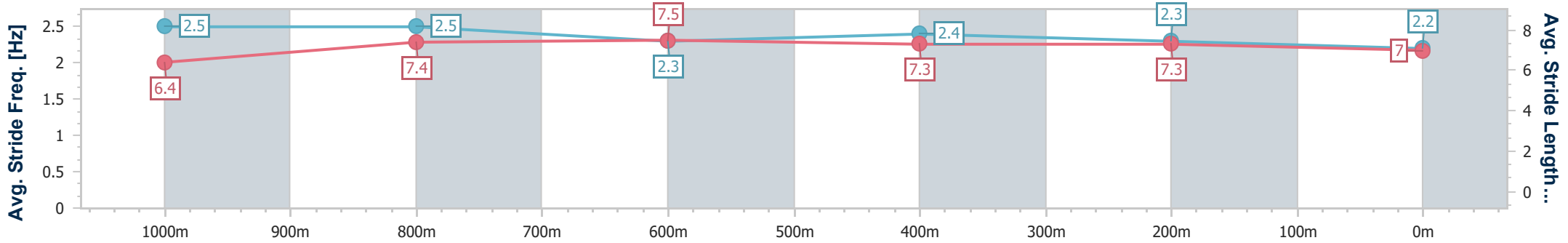
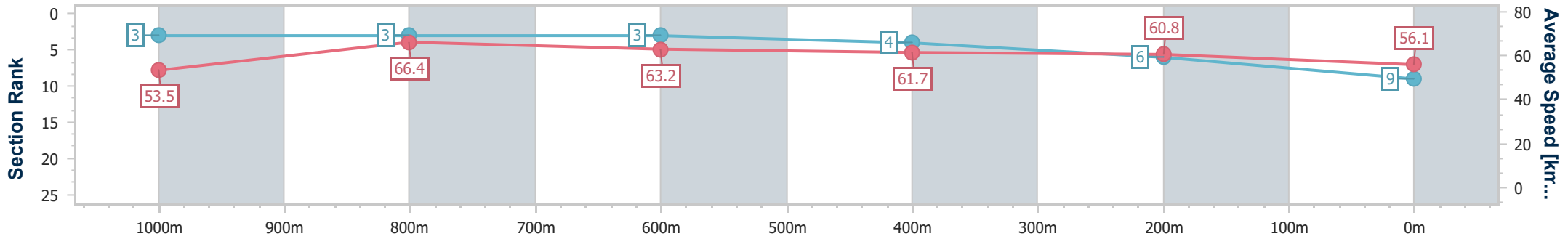
Race 4: Clayton's Towing Maiden Handicap - 1200m



29 November 2024 - 19:23

Track Rating: Soft 5, Weather: Overcast, Rail Position: +5m Entire

Section	Overall	1000m	800m	600m	400m	200m
Section Times	1:12.42 [9] (0:13.43)	0:58.99 [3] (0:10.92)	0:48.07 [3] (0:11.57)	0:36.50 [3] (0:11.82)	0:24.68 [4] (0:11.86)	0:12.82 [6] (0:12.82)
Average Speed [km/h]	53.5	66.4	63.2	61.7	60.8	56.1
Top Speed [km/h]	68.5	68.5	64.4	63.2	61.9	59.4
Avg. Dist. to Rail [m]	4.5	3.3	2.2	2.5	4.7	5.6
Avg. Stride Freq. [Hz]	2.5	2.5	2.3	2.4	2.3	2.2
Avg. Stride Length [m]	6.4	7.4	7.5	7.3	7.3	7.0



- [] Ranking at each section and finish
- .-.- No data available at this section
- NA No data available



Horse/Jockey Name	Land Bank
Final Rank	10
Fastest Section Time (Section)	0:11.08 (1000m)
Top Speed [km/h] (Section)	66.2 (1000m)
Race State	Finished



Sunshine Coast QLD Professional

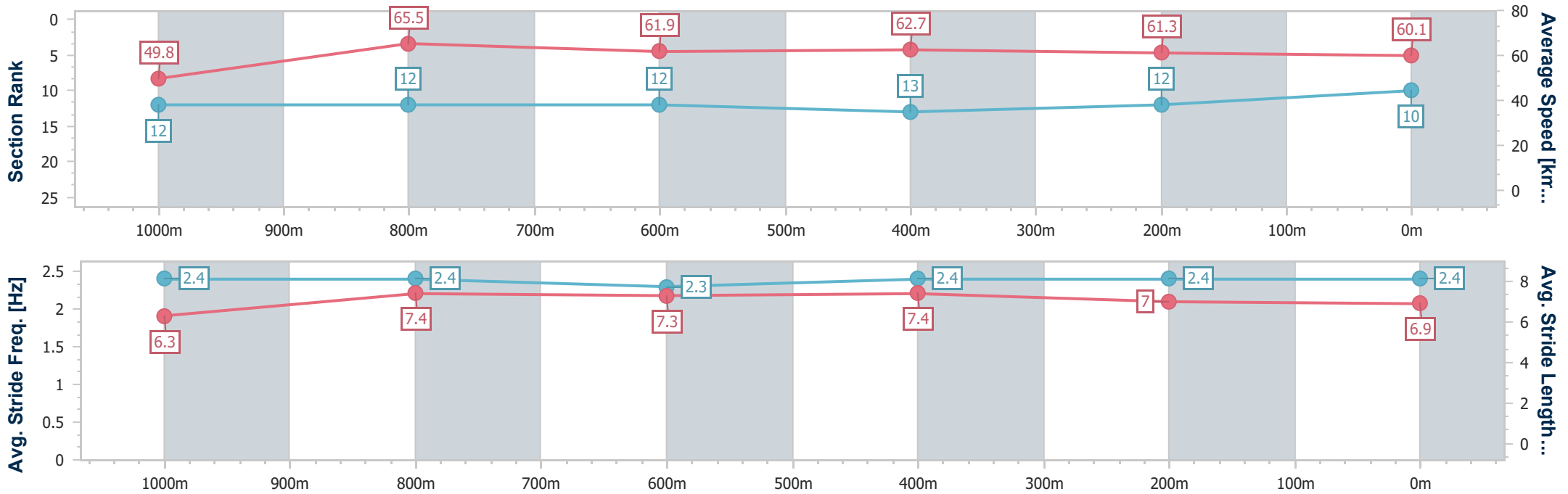
Race 4: Clayton's Towing Maiden Handicap - 1200m



29 November 2024 - 19:23

Track Rating: Soft 5, Weather: Overcast, Rail Position: +5m Entire

Section	Overall	1000m	800m	600m	400m	200m
Section Times	1:12.65 [10] (0:14.50)	0:58.15 [12] (0:11.08)	0:47.07 [12] (0:11.76)	0:35.31 [12] (0:11.58)	0:23.73 [13] (0:11.78)	0:11.95 [12] (0:11.95)
Average Speed [km/h]	49.8	65.5	61.9	62.7	61.3	60.1
Top Speed [km/h]	66.0	66.2	63.6	63.6	64.2	63.8
Avg. Dist. to Rail [m]	9.2	2.6	2.2	1.5	1.3	0.6
Avg. Stride Freq. [Hz]	2.4	2.4	2.3	2.4	2.4	2.4
Avg. Stride Length [m]	6.3	7.4	7.3	7.4	7.0	6.9



- [] Ranking at each section and finish
- .-.- No data available at this section
- NA No data available



Horse/Jockey Name	Shadow Cruiser
Final Rank	11
Fastest Section Time (Section)	0:11.03 (1000m)
Top Speed [km/h] (Section)	67.6 (1000m)
Race State	Finished



Sunshine Coast QLD Professional

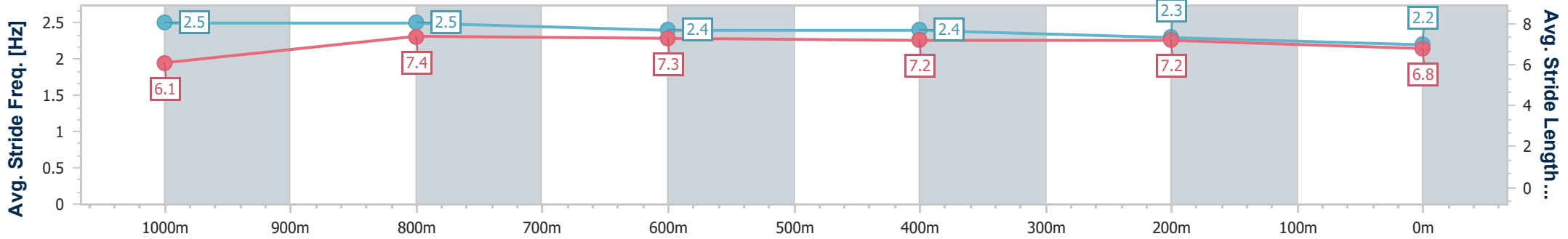
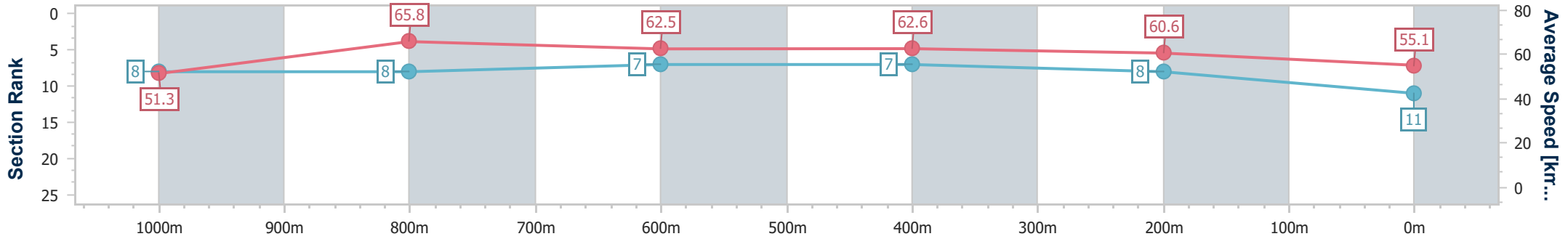
Race 4: Clayton's Towing Maiden Handicap - 1200m



29 November 2024 - 19:23

Track Rating: Soft 5, Weather: Overcast, Rail Position: +5m Entire

Section	Overall	1000m	800m	600m	400m	200m
Section Times	1:12.99 [11] (0:14.02)	0:58.97 [8] (0:11.03)	0:47.94 [8] (0:11.49)	0:36.45 [7] (0:11.52)	0:24.93 [7] (0:11.87)	0:13.06 [8] (0:13.06)
Average Speed [km/h]	51.3	65.8	62.5	62.6	60.6	55.1
Top Speed [km/h]	67.2	67.6	64.1	63.7	62.5	58.8
Avg. Dist. to Rail [m]	9.2	3.1	0.5	0.5	2.8	3.4
Avg. Stride Freq. [Hz]	2.5	2.5	2.4	2.4	2.3	2.2
Avg. Stride Length [m]	6.1	7.4	7.3	7.2	7.2	6.8



- [] Ranking at each section and finish
- .-.- No data available at this section
- NA No data available



Horse/Jockey Name	Key Component
Final Rank	12
Fastest Section Time (Section)	0:11.24 (1000m)
Top Speed [km/h] (Section)	65.7 (1000m)
Race State	Finished



Sunshine Coast QLD Professional

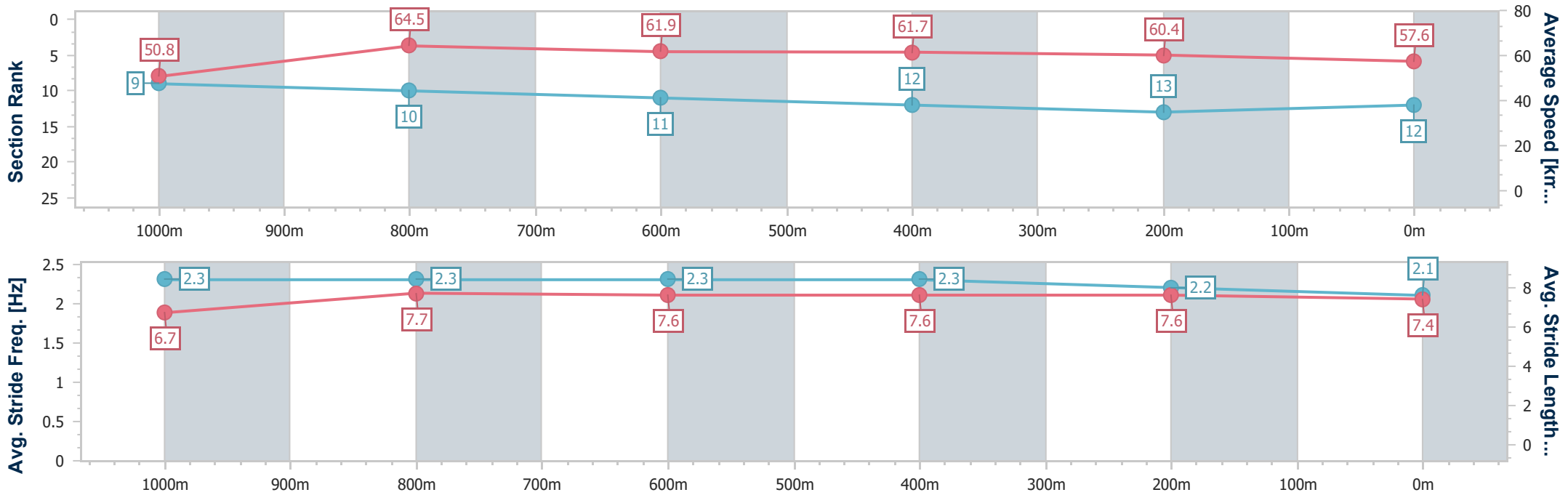
Race 4: Clayton's Towing Maiden Handicap - 1200m



29 November 2024 - 19:23

Track Rating: Soft 5, Weather: Overcast, Rail Position: +5m Entire

Section	Overall	1000m	800m	600m	400m	200m
Section Times	1:13.28 [12] (0:14.18)	0:59.10 [9] (0:11.24)	0:47.86 [10] (0:11.74)	0:36.12 [11] (0:11.68)	0:24.44 [12] (0:11.94)	0:12.50 [13] (0:12.50)
Average Speed [km/h]	50.8	64.5	61.9	61.7	60.4	57.6
Top Speed [km/h]	64.5	65.7	62.6	62.3	61.6	61.1
Avg. Dist. to Rail [m]	5.4	2.5	1.3	0.7	2.2	3.3
Avg. Stride Freq. [Hz]	2.3	2.3	2.3	2.3	2.2	2.1
Avg. Stride Length [m]	6.7	7.7	7.6	7.6	7.6	7.4



- [] Ranking at each section and finish
- .-.- No data available at this section
- NA No data available



Horse/Jockey Name	The Cops
Final Rank	13
Fastest Section Time (Section)	0:11.32 (1000m)
Top Speed [km/h] (Section)	66.9 (Overall)
Race State	Finished



Sunshine Coast QLD Professional

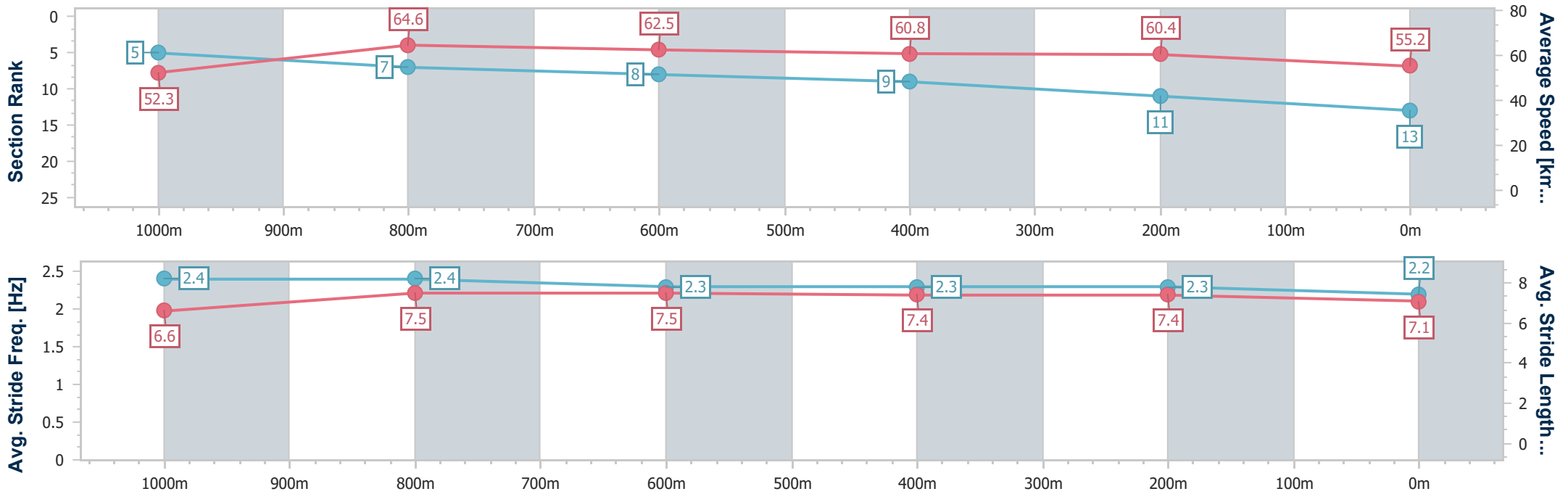
Race 4: Clayton's Towing Maiden Handicap - 1200m



29 November 2024 - 19:23

Track Rating: Soft 5, Weather: Overcast, Rail Position: +5m Entire

Section	Overall	1000m	800m	600m	400m	200m
Section Times	1:13.61 [13] (0:13.65)	0:59.96 [5] (0:11.32)	0:48.64 [7] (0:11.69)	0:36.95 [8] (0:11.96)	0:24.99 [9] (0:11.94)	0:13.05 [11] (0:13.05)
Average Speed [km/h]	52.3	64.6	62.5	60.8	60.4	55.2
Top Speed [km/h]	66.9	66.7	63.7	61.8	61.3	58.2
Avg. Dist. to Rail [m]	8.7	5.1	2.7	1.9	4.0	4.7
Avg. Stride Freq. [Hz]	2.4	2.4	2.3	2.3	2.3	2.2
Avg. Stride Length [m]	6.6	7.5	7.5	7.4	7.4	7.1



- [] Ranking at each section and finish
- .-.- No data available at this section
- NA No data available

Track Rating: Soft 5, Weather: Overcast, Rail Position: +5m Entire

Section												Last 600m	
Field Times		Overall	1200m	1000m	800m	600m	400m						0:35.57
		1:24.14 (0:13.90)	1:10.24 (0:11.09)	0:59.15 (0:11.47)	0:47.68 (0:12.11)	0:35.57 (0:12.21)	0:23.36 (0:11.46)						
Rank	TAB	Horse/Jockey	Barrier	Top Speed [km/h]	Fastest Section	Overall	1200m	1000m	800m	600m	400m	Last 600m	Distance Travelled [m]
1	5	CHARLIE'S CASE Jace McMurray	3	65.2 1200m	0:11.22 1200m	1:24.14 [1] (0:13.90)	1:10.24 [1] (0:11.22)	0:59.02 [2] (0:11.66)	0:47.36 [2] (0:12.08)	0:35.28 [2] (0:11.93)	0:23.35 [2] (0:11.45)	0:35.28	
2	12	LAVONI Samantha Collett	10	66.4 400m	0:11.10 400m	1:24.36 [2] (0:14.47)	1:09.89 [10] (0:11.45)	0:58.44 [9] (0:11.47)	0:46.97 [8] (0:11.98)	0:34.99 [7] (0:11.87)	0:23.12 [7] (0:11.10)	0:34.99	+10
3	2	PENTITO Corey Sutherland	7	64.0 1000m	0:11.37 400m	1:24.55 [3] (0:14.22)	1:10.33 [7] (0:11.61)	0:58.72 [8] (0:11.61)	0:47.11 [9] (0:12.03)	0:35.08 [10] (0:11.96)	0:23.12 [10] (0:11.37)	0:35.08	+2
4	18	EL KABONG Jason Taylor	17	65.3 400m	0:11.20 400m	1:24.60 [4] (0:14.60)	1:10.00 [11] (0:11.51)	0:58.49 [11] (0:11.66)	0:46.83 [12] (0:11.98)	0:34.85 [12] (0:11.79)	0:23.06 [12] (0:11.20)	0:34.85	+5
5	4	BARELLO Corey Bayliss	1	64.3 1200m	0:11.36 1200m	1:24.90 [5] (0:14.13)	1:10.77 [6] (0:11.36)	0:59.41 [6] (0:11.58)	0:47.83 [5] (0:12.00)	0:35.83 [4] (0:11.88)	0:23.95 [4] (0:11.57)	0:35.83	+0
6	10	FEARLESS THINKING Damien Thornton	13	65.8 1200m	0:11.20 1200m	1:24.93 [6] (0:14.12)	1:10.81 [5] (0:11.20)	0:59.61 [3] (0:11.58)	0:48.03 [3] (0:12.02)	0:36.01 [3] (0:11.99)	0:24.02 [3] (0:11.58)	0:36.01	+7
7	8	COMMANDMENT Ron Stewart	9	65.4 Overall	0:11.27 1200m	1:24.96 [7] (0:14.06)	1:10.90 [3] (0:11.27)	0:59.63 [4] (0:11.62)	0:48.01 [4] (0:12.17)	0:35.84 [5] (0:11.99)	0:23.85 [6] (0:11.57)	0:35.84	+5
8	3	TREASURER Nikita Beriman	14	65.6 1200m	0:11.21 1200m	1:24.96 [8] (0:14.22)	1:10.74 [8] (0:11.21)	0:59.53 [5] (0:11.64)	0:47.89 [6] (0:12.06)	0:35.83 [6] (0:11.97)	0:23.86 [5] (0:11.33)	0:35.83	+6
9	7	AUTUNNO Dan McGillivray	11	65.2 400m	0:11.34 400m	1:25.05 [9] (0:14.66)	1:10.39 [12] (0:11.45)	0:58.94 [12] (0:11.56)	0:47.38 [11] (0:11.94)	0:35.44 [11] (0:11.90)	0:23.54 [11] (0:11.34)	0:35.44	+3
10	14	CHANCE WITH WOLVES Dale Smith	4	64.7 1200m	0:11.42 1200m	1:25.54 [10] (0:14.10)	1:11.44 [4] (0:11.42)	1:00.02 [7] (0:11.78)	0:48.24 [7] (0:12.09)	0:36.15 [8] (0:11.88)	0:24.27 [8] (0:11.77)	0:36.15	+3

Scratched: Kubwa (#9), Maxie Tap (#15), Araminta (#11), Reel Wild (#13), Queen Air (#1), Skywriter (#6)



Sunshine Coast QLD Professional
Race 5: GUIDE DOGS. Class 3 Handicap - 1400m
 29 November 2024 - 19:55



Track Rating: Soft 5, Weather: Overcast, Rail Position: +5m Entire

Section		Overall	1200m	1000m	800m	600m	400m	Last 600m				
Field Times		1:24.14 (0:13.90)	1:10.24 (0:11.09)	0:59.15 (0:11.47)	0:47.68 (0:12.11)	0:35.57 (0:12.21)	0:23.36 (0:11.46)	0:35.57				
Rank	TAB Horse/Jockey	Barrier	Top Speed [km/h]	Fastest Section	Distance Travelled [m]							
11	16 LYNDALL Robbie Dolan	8	63.2 400m	0:11.59 1000m	1:25.72 [11] (0:14.33)	1:11.39 [9] (0:11.60)	0:59.79 [10] (0:11.59)	0:48.20 [10] (0:11.91)	0:36.29 [9] (0:11.84)	0:24.45 [8] (0:11.64)	0:36.29	+1
12	17 INDENTED HEAD Karl Zechner	12	66.9 1200m	0:11.07 1200m	1:26.17 [12] (0:13.92)	1:12.25 [2] (0:11.07)	1:01.18 [1] (0:11.47)	0:49.71 [1] (0:12.11)	0:37.60 [1] (0:12.21)	0:25.39 [1] (0:12.29)	0:37.60	-2

Scratched: Kubwa (#9), Maxie Tap (#15), Araminta (#11), Reel Wild (#13), Queen Air (#1), Skywriter (#6)

[] Ranking at each section and finish
 -:-:- No data available at this section
 NA No data available

SCN Saddle cloth number
 DNF Did not finish
 DNT Did not track



Sunshine Coast QLD Professional
Race 5: GUIDE DOGS. Class 3 Handicap - 1400m
29 November 2024 - 19:55



Track Rating: Soft 5, Weather: Overcast, Rail Position: +5m Entire

Section							200m			Last 600m
Field Times							0:11.90			0:35.57
							(0:11.90)			
Rank	TAB	Horse/Jockey	Barrier	Top Speed [km/h]	Fastest Section	Margin			Distance Travelled [m]	
1	5	CHARLIE'S CASE	3	65.2	0:11.22	0:11.90 [1]	1:24.14		0:35.28	
		Jace McMurray		1200m	1200m	(0:11.90)				
2	12	LAVONI	10	66.4	0:11.10	0:12.02 [2]	1.3L		0:34.99 +10	
		Samantha Collett		400m	400m	(0:12.02)				
3	2	PENTITO	7	64.0	0:11.37	0:11.75 [8]	2.3L		0:35.08 +2	
		Corey Sutherland		1000m	400m	(0:11.75)				
4	18	EL KABONG	17	65.3	0:11.20	0:11.86 [7]	2.5L		0:34.85 +5	
		Jason Taylor		400m	400m	(0:11.86)				
5	4	BARELLO	1	64.3	0:11.36	0:12.38 [5]	4L		0:35.83 +0	
		Corey Bayliss		1200m	1200m	(0:12.38)				
6	10	FEARLESS THINKING	13	65.8	0:11.20	0:12.44 [4]	4.2L		0:36.01 +7	
		Damien Thornton		1200m	1200m	(0:12.44)				
7	8	COMMANDMENT	9	65.4	0:11.27	0:12.28 [6]	4.3L		0:35.84 +5	
		Ron Stewart		Overall	1200m	(0:12.28)				
8	3	TREASURER	14	65.6	0:11.21	0:12.53 [3]	4.4L		0:35.83 +6	
		Nikita Beriman		1200m	1200m	(0:12.53)				
9	7	AUTUNNO	11	65.2	0:11.34	0:12.20 [9]	4.8L		0:35.44 +3	
		Dan McGillivray		400m	400m	(0:12.20)				
10	14	CHANCE WITH WOLVES	4	64.7	0:11.42	0:12.50 [11]	7.6L		0:36.15 +3	
		Dale Smith		1200m	1200m	(0:12.50)				

Scratched: Kubwa (#9), Maxie Tap (#15), Araminta (#11), Reel Wild (#13), Queen Air (#1), Skywriter (#6)

[] Ranking at each section and finish
 -:-:- No data available at this section
 NA No data available

SCN Saddle cloth number
 DNF Did not finish
 DNT Did not track



Sunshine Coast QLD Professional
Race 5: GUIDE DOGS. Class 3 Handicap - 1400m
29 November 2024 - 19:55



Track Rating: Soft 5, Weather: Overcast, Rail Position: +5m Entire

Section				200m				Last 600m		
Field Times				0:11.90 (0:11.90)				0:35.57		
Rank	TAB	Horse/Jockey	Barrier	Top Speed [km/h]	Fastest Section	Margin			Distance Travelled [m]	
11	16	LYNDALL	8	63.2	0:11.59	0:12.81 [10]	8.6L		0:36.29	+1
		Robbie Dolan		400m	1000m	(0:12.81)				
12	17	INDENTED HEAD	12	66.9	0:11.07	0:13.10 [12]	11.1L		0:37.60	-2
		Karl Zechner		1200m	1200m	(0:13.10)				

Scratched: Kubwa (#9), Maxie Tap (#15), Araminta (#11), Reel Wild (#13), Queen Air (#1), Skywriter (#6)

[] Ranking at each section and finish
 -:-:-:- No data available at this section
 NA No data available

SCN Saddle cloth number
 DNF Did not finish
 DNT Did not track



Horse/Jockey Name	Charlie's Case
Final Rank	1
Fastest Section Time (Section)	0:11.22 (1200m)
Top Speed [km/h] (Section)	65.2 (1200m)
Race State	Finished



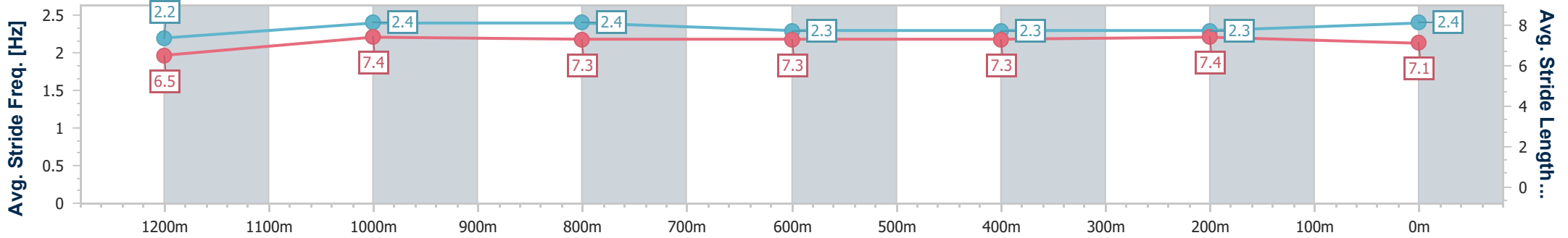
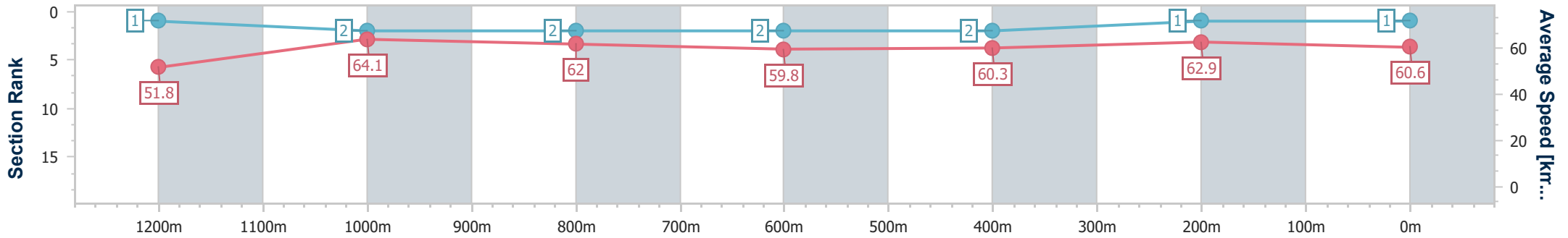
Sunshine Coast QLD Professional
Race 5: GUIDE DOGS. Class 3 Handicap - 1400m



29 November 2024 - 19:55

Track Rating: Soft 5, Weather: Overcast, Rail Position: +5m Entire

Section	Overall	1200m	1000m	800m	600m	400m	200m
Section Times	1:24.14 [1] (0:13.90)	1:10.24 [1] (0:11.22)	0:59.02 [2] (0:11.66)	0:47.36 [2] (0:12.08)	0:35.28 [2] (0:11.93)	0:23.35 [2] (0:11.45)	0:11.90 [1] (0:11.90)
Average Speed [km/h]	51.8	64.1	62.0	59.8	60.3	62.9	60.6
Top Speed [km/h]	64.6	65.2	63.6	60.1	61.9	64.2	63.3
Avg. Dist. to Rail [m]	4.7	3.2	1.7	0.6	0.2	1.2	2.8
Avg. Stride Freq. [Hz]	2.2	2.4	2.4	2.3	2.3	2.3	2.4
Avg. Stride Length [m]	6.5	7.4	7.3	7.3	7.3	7.4	7.1



- [] Ranking at each section and finish
- .-.- No data available at this section
- NA No data available



Horse/Jockey Name	Lavoni
Final Rank	2
Fastest Section Time (Section)	0:11.10 (400m)
Top Speed [km/h] (Section)	66.4 (400m)
Race State	Finished



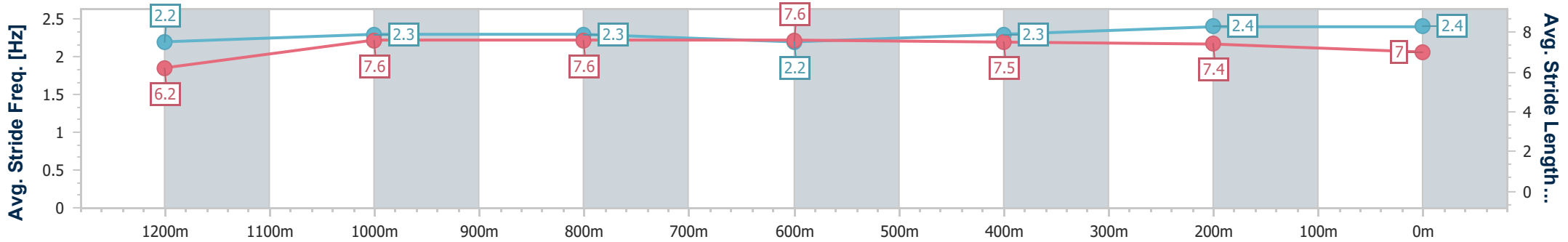
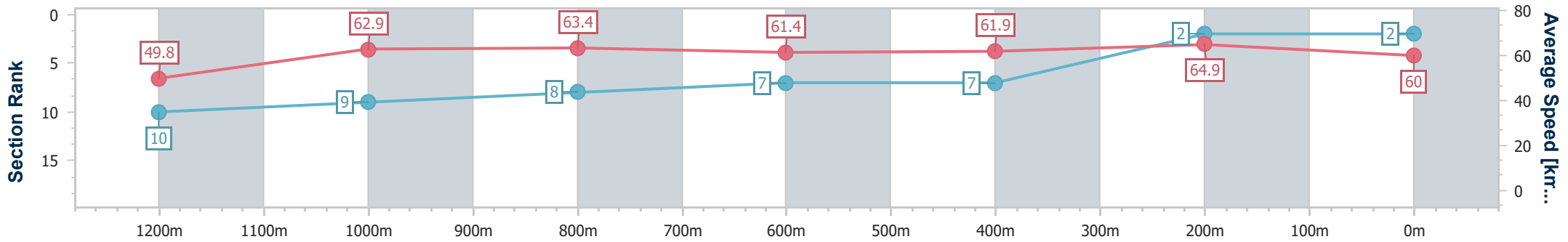
Sunshine Coast QLD Professional
Race 5: GUIDE DOGS. Class 3 Handicap - 1400m



29 November 2024 - 19:55

Track Rating: Soft 5, Weather: Overcast, Rail Position: +5m Entire

Section	Overall	1200m	1000m	800m	600m	400m	200m
Section Times	1:24.36 [2] (0:14.47)	1:09.89 [10] (0:11.45)	0:58.44 [9] (0:11.47)	0:46.97 [8] (0:11.98)	0:34.99 [7] (0:11.87)	0:23.12 [7] (0:11.10)	0:12.02 [2] (0:12.02)
Average Speed [km/h]	49.8	62.9	63.4	61.4	61.9	64.9	60.0
Top Speed [km/h]	61.1	63.8	64.1	63.0	64.5	66.4	63.1
Avg. Dist. to Rail [m]	9.4	6.2	3.9	3.7	3.9	5.4	5.3
Avg. Stride Freq. [Hz]	2.2	2.3	2.3	2.2	2.3	2.4	2.4
Avg. Stride Length [m]	6.2	7.6	7.6	7.6	7.5	7.4	7.0



- [] Ranking at each section and finish
- .-.- No data available at this section
- NA No data available



Horse/Jockey Name	Pentito
Final Rank	3
Fastest Section Time (Section)	0:11.37 (400m)
Top Speed [km/h] (Section)	64.0 (1000m)
Race State	Finished



Sunshine Coast QLD Professional

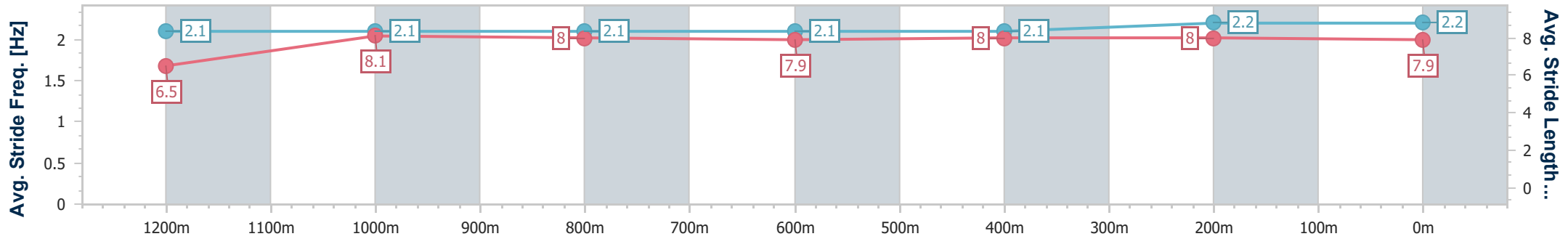
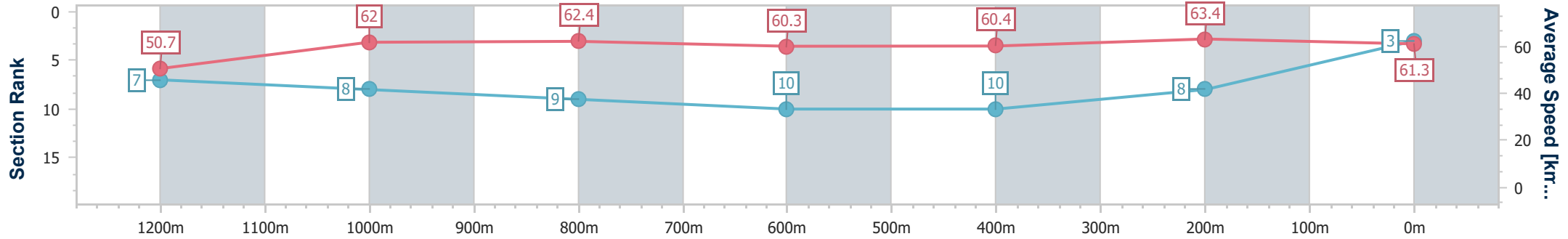
Race 5: GUIDE DOGS. Class 3 Handicap - 1400m



29 November 2024 - 19:55

Track Rating: Soft 5, Weather: Overcast, Rail Position: +5m Entire

Section	Overall	1200m	1000m	800m	600m	400m	200m
Section Times	1:24.55 [3] (0:14.22)	1:10.33 [7] (0:11.61)	0:58.72 [8] (0:11.61)	0:47.11 [9] (0:12.03)	0:35.08 [10] (0:11.96)	0:23.12 [10] (0:11.37)	0:11.75 [8] (0:11.75)
Average Speed [km/h]	50.7	62.0	62.4	60.3	60.4	63.4	61.3
Top Speed [km/h]	63.2	62.5	64.0	61.2	62.9	64.0	63.2
Avg. Dist. to Rail [m]	6.7	3.8	2.3	1.1	0.6	4.8	7.4
Avg. Stride Freq. [Hz]	2.1	2.1	2.1	2.1	2.1	2.2	2.2
Avg. Stride Length [m]	6.5	8.1	8.0	7.9	8.0	8.0	7.9



- [] Ranking at each section and finish
- .-.- No data available at this section
- NA No data available



Horse/Jockey Name	El Kabong
Final Rank	4
Fastest Section Time (Section)	0:11.20 (400m)
Top Speed [km/h] (Section)	65.3 (400m)
Race State	Finished



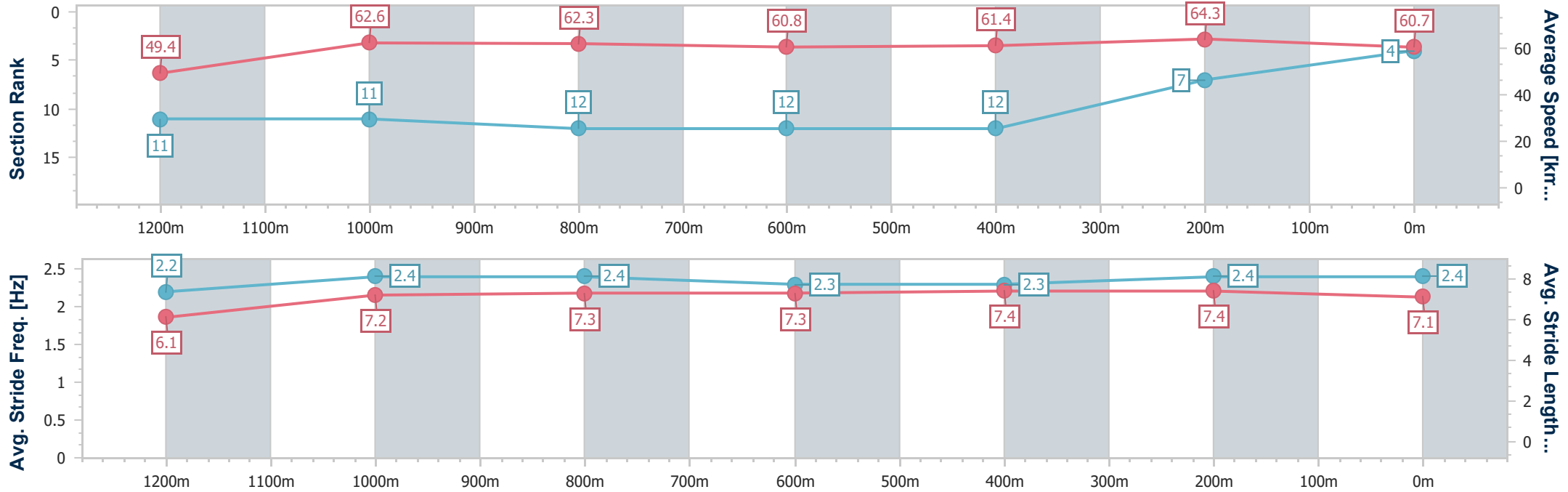
Sunshine Coast QLD Professional
Race 5: GUIDE DOGS. Class 3 Handicap - 1400m



29 November 2024 - 19:55

Track Rating: Soft 5, Weather: Overcast, Rail Position: +5m Entire

Section	Overall	1200m	1000m	800m	600m	400m	200m
Section Times	1:24.60 [4] (0:14.60)	1:10.00 [11] (0:11.51)	0:58.49 [11] (0:11.66)	0:46.83 [12] (0:11.98)	0:34.85 [12] (0:11.79)	0:23.06 [12] (0:11.20)	0:11.86 [7] (0:11.86)
Average Speed [km/h]	49.4	62.6	62.3	60.8	61.4	64.3	60.7
Top Speed [km/h]	62.1	63.5	64.1	62.8	63.4	65.3	63.3
Avg. Dist. to Rail [m]	12.3	5.1	3.5	1.9	0.9	4.2	6.8
Avg. Stride Freq. [Hz]	2.2	2.4	2.4	2.3	2.3	2.4	2.4
Avg. Stride Length [m]	6.1	7.2	7.3	7.3	7.4	7.4	7.1



- [] Ranking at each section and finish
- .-.- No data available at this section
- NA No data available



Horse/Jockey Name	Barello
Final Rank	5
Fastest Section Time (Section)	0:11.36 (1200m)
Top Speed [km/h] (Section)	64.3 (1200m)
Race State	Finished



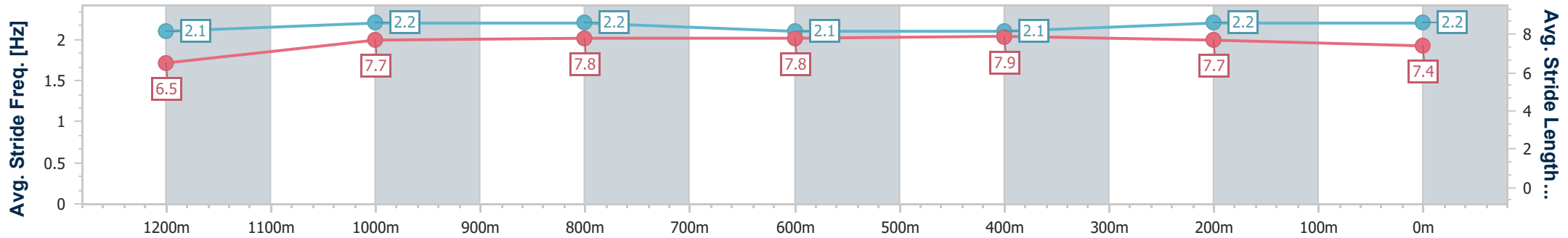
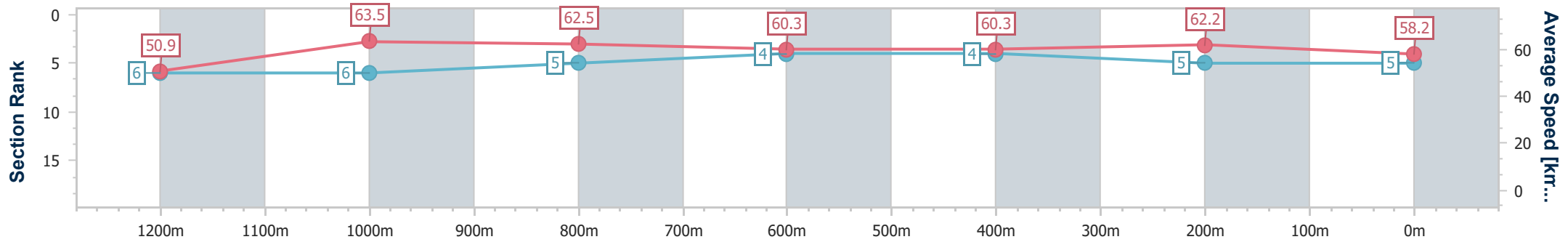
Sunshine Coast QLD Professional
Race 5: GUIDE DOGS. Class 3 Handicap - 1400m



29 November 2024 - 19:55

Track Rating: Soft 5, Weather: Overcast, Rail Position: +5m Entire

Section	Overall	1200m	1000m	800m	600m	400m	200m
Section Times	1:24.90 [5] (0:14.13)	1:10.77 [6] (0:11.36)	0:59.41 [6] (0:11.58)	0:47.83 [5] (0:12.00)	0:35.83 [4] (0:11.88)	0:23.95 [4] (0:11.57)	0:12.38 [5] (0:12.38)
Average Speed [km/h]	50.9	63.5	62.5	60.3	60.3	62.2	58.2
Top Speed [km/h]	63.0	64.3	63.7	61.0	61.7	62.8	61.2
Avg. Dist. to Rail [m]	3.4	2.5	2.1	1.0	0.9	0.6	0.8
Avg. Stride Freq. [Hz]	2.1	2.2	2.2	2.1	2.1	2.2	2.2
Avg. Stride Length [m]	6.5	7.7	7.8	7.8	7.9	7.7	7.4



- [] Ranking at each section and finish
- .-.- No data available at this section
- NA No data available



Horse/Jockey Name	Fearless Thinking
Final Rank	6
Fastest Section Time (Section)	0:11.20 (1200m)
Top Speed [km/h] (Section)	65.8 (1200m)
Race State	Finished



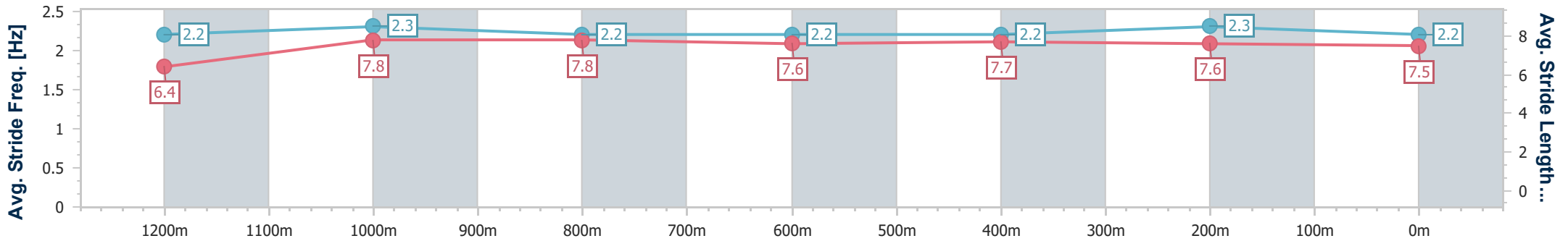
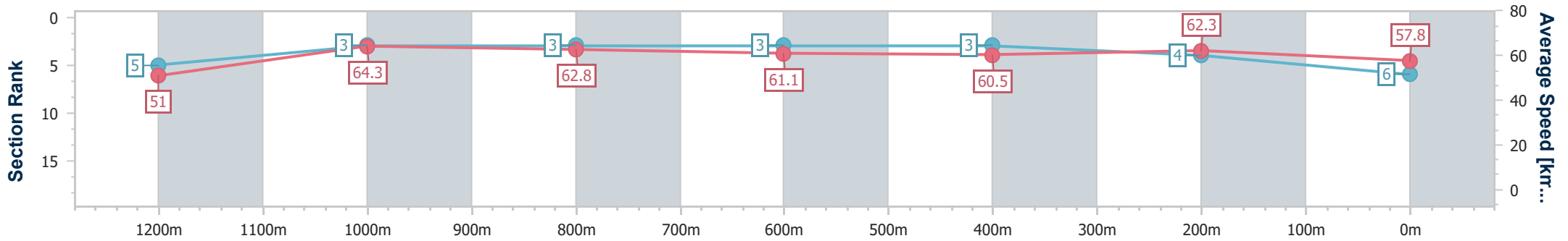
Sunshine Coast QLD Professional
Race 5: GUIDE DOGS. Class 3 Handicap - 1400m



29 November 2024 - 19:55

Track Rating: Soft 5, Weather: Overcast, Rail Position: +5m Entire

Section	Overall	1200m	1000m	800m	600m	400m	200m
Section Times	1:24.93 [6] (0:14.12)	1:10.81 [5] (0:11.20)	0:59.61 [3] (0:11.58)	0:48.03 [3] (0:12.02)	0:36.01 [3] (0:11.99)	0:24.02 [3] (0:11.58)	0:12.44 [4] (0:12.44)
Average Speed [km/h]	51.0	64.3	62.8	61.1	60.5	62.3	57.8
Top Speed [km/h]	63.7	65.8	64.2	61.6	62.0	62.9	60.4
Avg. Dist. to Rail [m]	12.0	7.0	4.4	3.2	1.5	3.0	2.5
Avg. Stride Freq. [Hz]	2.2	2.3	2.2	2.2	2.2	2.3	2.2
Avg. Stride Length [m]	6.4	7.8	7.8	7.6	7.7	7.6	7.5



- [] Ranking at each section and finish
- .-.- No data available at this section
- NA No data available



Horse/Jockey Name	Commandment
Final Rank	7
Fastest Section Time (Section)	0:11.27 (1200m)
Top Speed [km/h] (Section)	65.4 (Overall)
Race State	Finished



Sunshine Coast QLD Professional

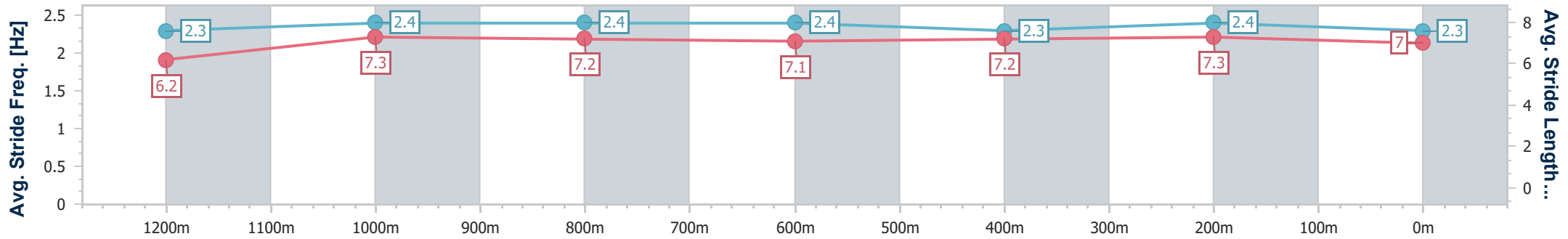
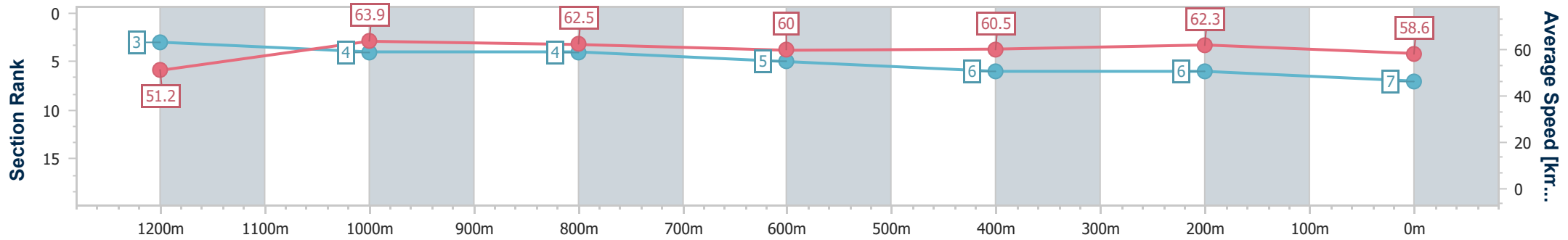
Race 5: GUIDE DOGS. Class 3 Handicap - 1400m



29 November 2024 - 19:55

Track Rating: Soft 5, Weather: Overcast, Rail Position: +5m Entire

Section	Overall	1200m	1000m	800m	600m	400m	200m
Section Times	1:24.96 [7] (0:14.06)	1:10.90 [3] (0:11.27)	0:59.63 [4] (0:11.62)	0:48.01 [4] (0:12.17)	0:35.84 [5] (0:11.99)	0:23.85 [6] (0:11.57)	0:12.28 [6] (0:12.28)
Average Speed [km/h]	51.2	63.9	62.5	60.0	60.5	62.3	58.6
Top Speed [km/h]	65.4	65.1	64.1	60.9	62.2	63.3	61.2
Avg. Dist. to Rail [m]	8.6	5.1	3.6	2.4	1.3	1.9	1.3
Avg. Stride Freq. [Hz]	2.3	2.4	2.4	2.4	2.3	2.4	2.3
Avg. Stride Length [m]	6.2	7.3	7.2	7.1	7.2	7.3	7.0



- [] Ranking at each section and finish
- .-.- No data available at this section
- NA No data available



Horse/Jockey Name	Treasurer
Final Rank	8
Fastest Section Time (Section)	0:11.21 (1200m)
Top Speed [km/h] (Section)	65.6 (1200m)
Race State	Finished



Sunshine Coast QLD Professional

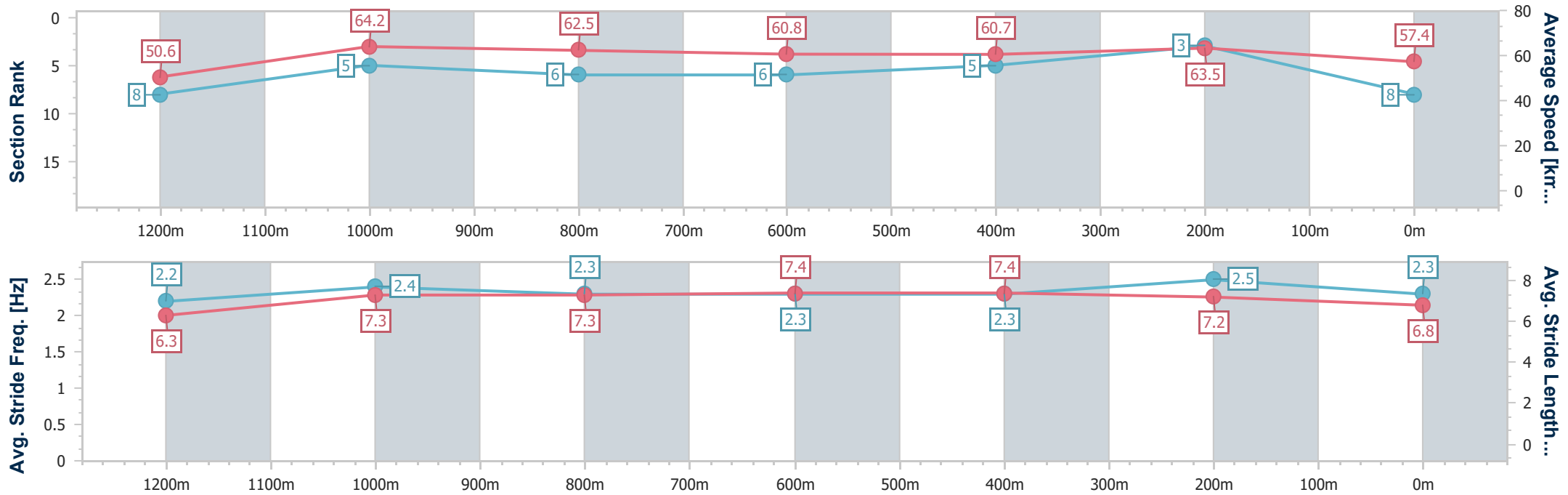
Race 5: GUIDE DOGS. Class 3 Handicap - 1400m



29 November 2024 - 19:55

Track Rating: Soft 5, Weather: Overcast, Rail Position: +5m Entire

Section	Overall	1200m	1000m	800m	600m	400m	200m
Section Times	1:24.96 [8] (0:14.22)	1:10.74 [8] (0:11.21)	0:59.53 [5] (0:11.64)	0:47.89 [6] (0:12.06)	0:35.83 [6] (0:11.97)	0:23.86 [5] (0:11.33)	0:12.53 [3] (0:12.53)
Average Speed [km/h]	50.6	64.2	62.5	60.8	60.7	63.5	57.4
Top Speed [km/h]	64.6	65.6	63.6	61.4	63.3	64.8	60.7
Avg. Dist. to Rail [m]	12.3	6.1	4.3	3.1	1.4	3.9	3.6
Avg. Stride Freq. [Hz]	2.2	2.4	2.3	2.3	2.3	2.5	2.3
Avg. Stride Length [m]	6.3	7.3	7.3	7.4	7.4	7.2	6.8



- [] Ranking at each section and finish
- .-.- No data available at this section
- NA No data available



Horse/Jockey Name	Autunno
Final Rank	9
Fastest Section Time (Section)	0:11.34 (400m)
Top Speed [km/h] (Section)	65.2 (400m)
Race State	Finished



Sunshine Coast QLD Professional

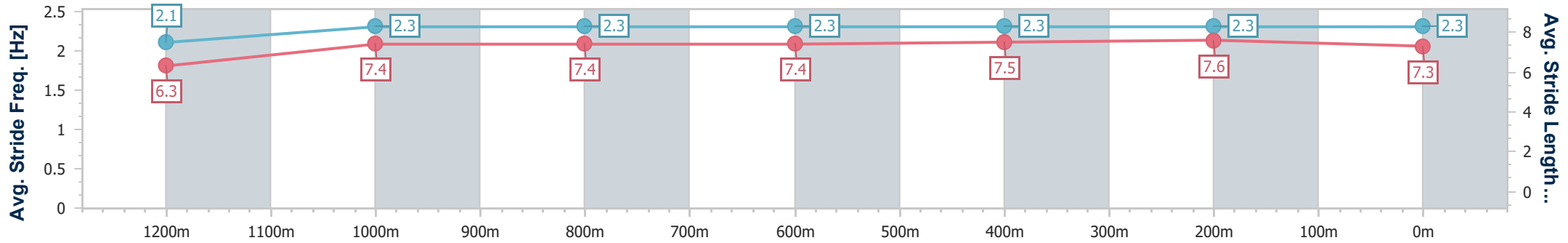
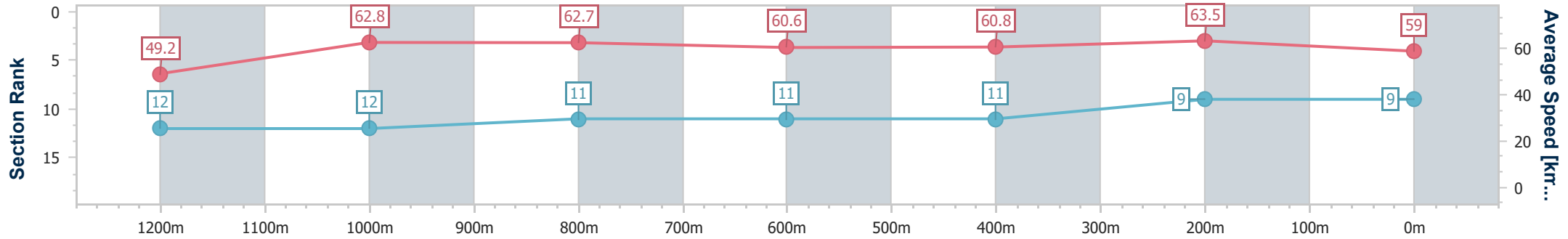
Race 5: GUIDE DOGS. Class 3 Handicap - 1400m



29 November 2024 - 19:55

Track Rating: Soft 5, Weather: Overcast, Rail Position: +5m Entire

Section	Overall	1200m	1000m	800m	600m	400m	200m
Section Times	1:25.05 [9] (0:14.66)	1:10.39 [12] (0:11.45)	0:58.94 [12] (0:11.56)	0:47.38 [11] (0:11.94)	0:35.44 [11] (0:11.90)	0:23.54 [11] (0:11.34)	0:12.20 [9] (0:12.20)
Average Speed [km/h]	49.2	62.8	62.7	60.6	60.8	63.5	59.0
Top Speed [km/h]	63.4	63.3	64.3	63.7	63.3	65.2	61.2
Avg. Dist. to Rail [m]	8.1	3.5	2.0	1.1	0.8	4.7	6.0
Avg. Stride Freq. [Hz]	2.1	2.3	2.3	2.3	2.3	2.3	2.3
Avg. Stride Length [m]	6.3	7.4	7.4	7.4	7.5	7.6	7.3



- [] Ranking at each section and finish
- .-.- No data available at this section
- NA No data available



Horse/Jockey Name	Chance With Wolves
Final Rank	10
Fastest Section Time (Section)	0:11.42 (1200m)
Top Speed [km/h] (Section)	64.7 (1200m)
Race State	Finished



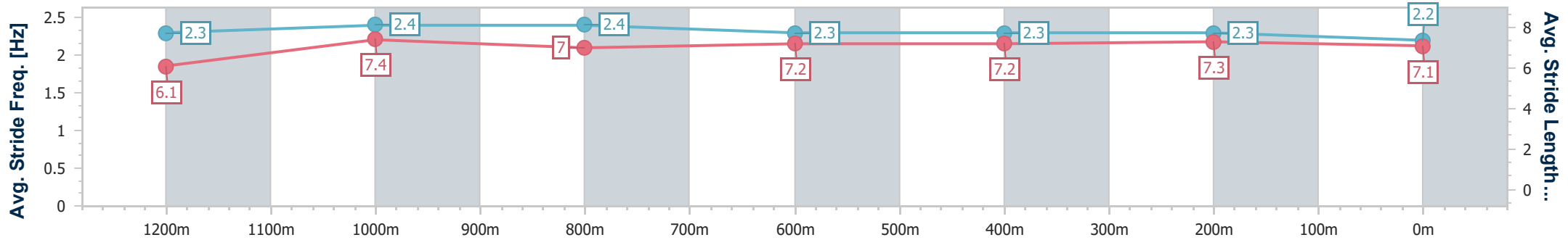
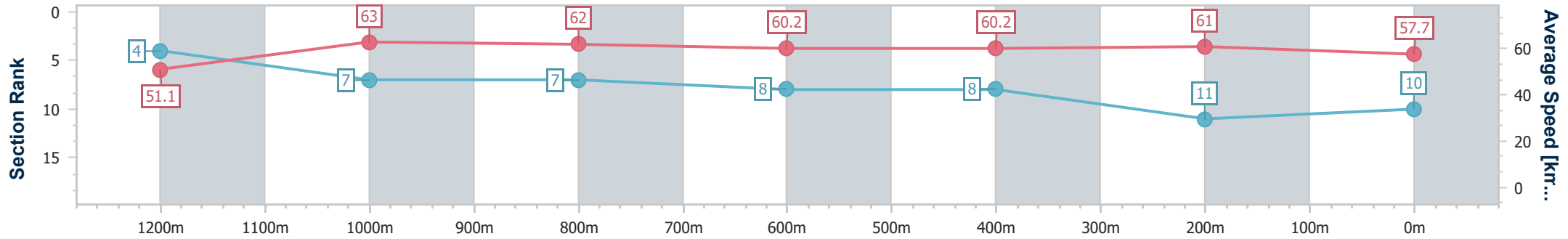
Sunshine Coast QLD Professional
Race 5: GUIDE DOGS. Class 3 Handicap - 1400m



29 November 2024 - 19:55

Track Rating: Soft 5, Weather: Overcast, Rail Position: +5m Entire

Section	Overall	1200m	1000m	800m	600m	400m	200m
Section Times	1:25.54 [10] (0:14.10)	1:11.44 [4] (0:11.42)	1:00.02 [7] (0:11.78)	0:48.24 [7] (0:12.09)	0:36.15 [8] (0:11.88)	0:24.27 [8] (0:11.77)	0:12.50 [11] (0:12.50)
Average Speed [km/h]	51.1	63.0	62.0	60.2	60.2	61.0	57.7
Top Speed [km/h]	63.7	64.7	64.3	62.5	62.1	62.4	59.9
Avg. Dist. to Rail [m]	5.7	4.3	4.8	2.1	1.4	0.7	0.5
Avg. Stride Freq. [Hz]	2.3	2.4	2.4	2.3	2.3	2.3	2.2
Avg. Stride Length [m]	6.1	7.4	7.0	7.2	7.2	7.3	7.1



- [] Ranking at each section and finish
- .-.- No data available at this section
- NA No data available



Horse/Jockey Name	Lyndall
Final Rank	11
Fastest Section Time (Section)	0:11.59 (1000m)
Top Speed [km/h] (Section)	63.2 (400m)
Race State	Finished



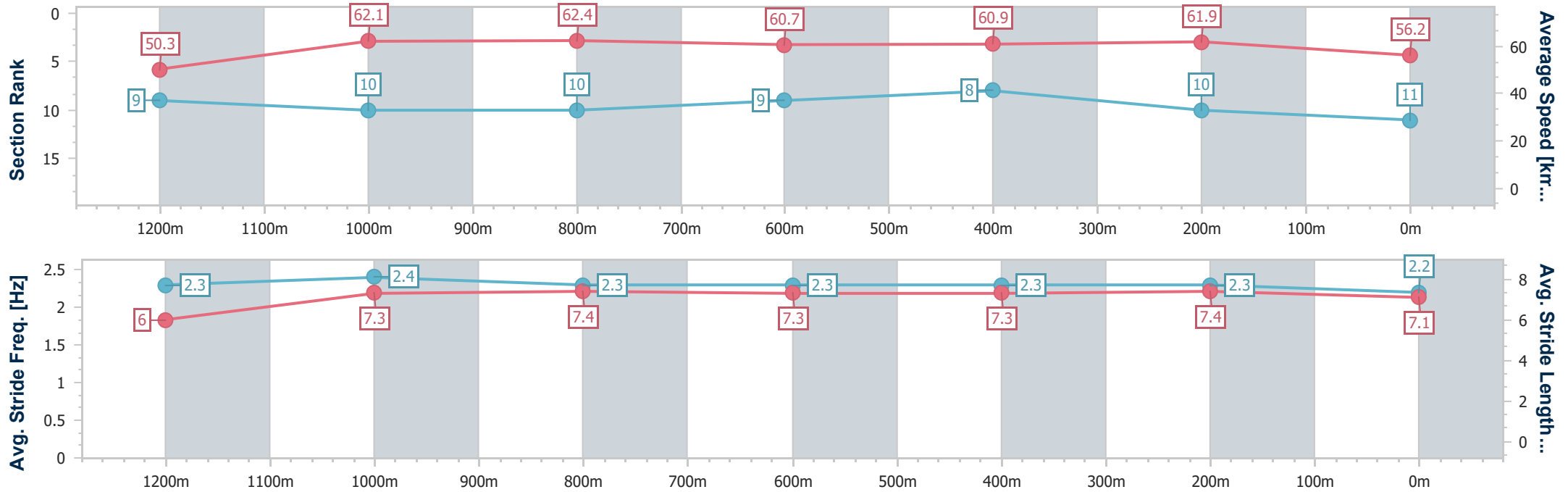
Sunshine Coast QLD Professional
Race 5: GUIDE DOGS. Class 3 Handicap - 1400m



29 November 2024 - 19:55

Track Rating: Soft 5, Weather: Overcast, Rail Position: +5m Entire

Section	Overall	1200m	1000m	800m	600m	400m	200m
Section Times	1:25.72 [11] (0:14.33)	1:11.39 [9] (0:11.60)	0:59.79 [10] (0:11.59)	0:48.20 [10] (0:11.91)	0:36.29 [9] (0:11.84)	0:24.45 [8] (0:11.64)	0:12.81 [10] (0:12.81)
Average Speed [km/h]	50.3	62.1	62.4	60.7	60.9	61.9	56.2
Top Speed [km/h]	62.7	63.1	63.0	61.4	61.9	63.2	60.2
Avg. Dist. to Rail [m]	7.6	4.7	2.5	0.7	0.4	1.5	2.8
Avg. Stride Freq. [Hz]	2.3	2.4	2.3	2.3	2.3	2.3	2.2
Avg. Stride Length [m]	6.0	7.3	7.4	7.3	7.3	7.4	7.1



- [] Ranking at each section and finish
- .-.- No data available at this section
- NA No data available



Horse/Jockey Name	Indented Head
Final Rank	12
Fastest Section Time (Section)	0:11.07 (1200m)
Top Speed [km/h] (Section)	66.9 (1200m)
Race State	Finished



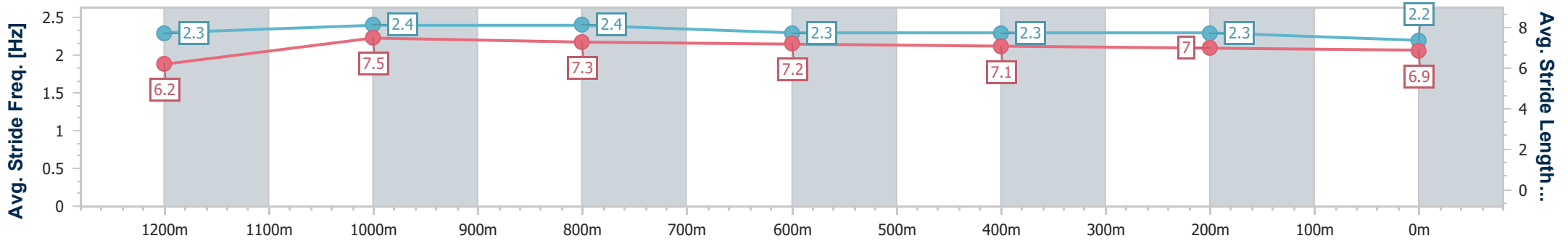
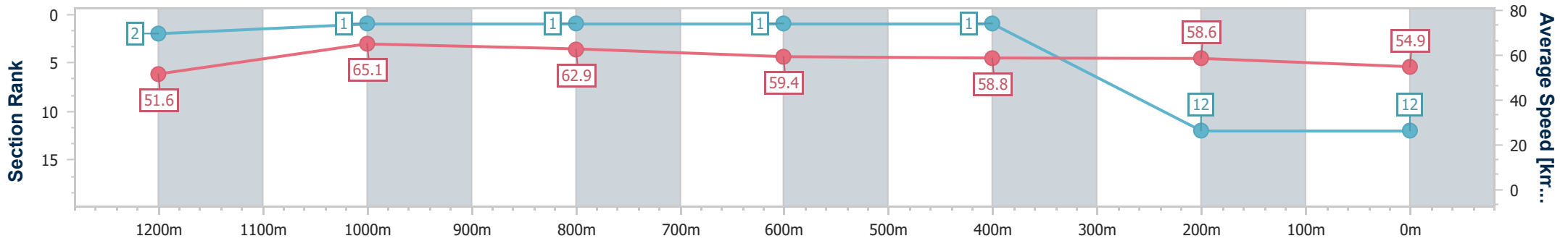
Sunshine Coast QLD Professional
Race 5: GUIDE DOGS. Class 3 Handicap - 1400m



29 November 2024 - 19:55

Track Rating: Soft 5, Weather: Overcast, Rail Position: +5m Entire

Section	Overall	1200m	1000m	800m	600m	400m	200m
Section Times	1:26.17 [12] (0:13.92)	1:12.25 [2] (0:11.07)	1:01.18 [1] (0:11.47)	0:49.71 [1] (0:12.11)	0:37.60 [1] (0:12.21)	0:25.39 [1] (0:12.29)	0:13.10 [12] (0:13.10)
Average Speed [km/h]	51.6	65.1	62.9	59.4	58.8	58.6	54.9
Top Speed [km/h]	66.2	66.9	65.6	60.0	59.2	59.8	56.9
Avg. Dist. to Rail [m]	10.5	7.4	3.1	0.9	0.7	0.5	1.5
Avg. Stride Freq. [Hz]	2.3	2.4	2.4	2.3	2.3	2.3	2.2
Avg. Stride Length [m]	6.2	7.5	7.3	7.2	7.1	7.0	6.9



- [] Ranking at each section and finish
- .-.- No data available at this section
- NA No data available



Sunshine Coast QLD Professional

Race 6: BVW Class 1 Plate - 1000m

29 November 2024 - 20:22



Track Rating: Soft 5, Weather: Overcast, Rail Position: +5m Entire

Section										Last 600m			
Field Times		Overall	800m	600m	400m	200m							
		0:58.28 (0:13.44)	0:44.84 (0:10.91)	0:33.93 (0:11.31)	0:22.62 (0:11.05)	0:11.57 (0:11.57)	0:33.93						
Rank	TAB	Horse/Jockey	Barrier	Top Speed [km/h]	Fastest Section	Overall	800m	600m	400m	200m	Margin	Last 600m	Distance Travelled [m]
1	13	STELLAR LADY Boris Thornton	6	67.7 Overall	0:10.87 400m	0:58.28 [1] (0:13.46)	0:44.82 [2] (0:11.07)	0:33.75 [4] (0:11.31)	0:22.44 [4] (0:10.87)	0:11.57 [1] (0:11.57)	0:58.28	0:33.75	
2	11	RISK ASSESSMENT Kyle Wilson-Taylor	7	67.0 400m	0:10.86 400m	0:58.49 [2] (0:13.60)	0:44.89 [6] (0:11.15)	0:33.74 [7] (0:11.28)	0:22.46 [6] (0:10.86)	0:11.60 [5] (0:11.60)	1L	0:33.74	+0
3	2	HELL AND BACK Ryan Maloney	2	67.0 800m	0:10.98 800m	0:58.60 [3] (0:13.72)	0:44.88 [7] (0:10.98)	0:33.90 [6] (0:11.22)	0:22.68 [5] (0:11.03)	0:11.65 [6] (0:11.65)	1.5L	0:33.90	-3
4	17	CRESSBROOK Samantha Collett	14	68.0 400m	0:10.77 400m	0:58.61 [4] (0:13.92)	0:44.69 [11] (0:11.19)	0:33.50 [11] (0:11.10)	0:22.40 [8] (0:10.77)	0:11.63 [7] (0:11.63)	1.6L	0:33.50	+3
5	3	IRON POWER Dale Smith	1	67.7 Overall	0:10.90 800m	0:58.65 [5] (0:13.59)	0:45.06 [5] (0:10.90)	0:34.16 [3] (0:11.22)	0:22.94 [2] (0:11.07)	0:11.87 [2] (0:11.87)	1.8L	0:34.16	-6
6	16	MISS MONEYPENNY Ron Stewart	10	67.4 400m	0:10.85 400m	0:58.74 [6] (0:13.83)	0:44.91 [10] (0:11.20)	0:33.71 [10] (0:11.14)	0:22.57 [7] (0:10.85)	0:11.72 [8] (0:11.72)	2.2L	0:33.71	-2
7	7	CRICKETS CHIRPING Damien Thornton	5	68.5 400m	0:10.80 400m	0:58.82 [7] (0:13.81)	0:45.01 [8] (0:11.17)	0:33.84 [9] (0:11.30)	0:22.54 [10] (0:10.80)	0:11.74 [9] (0:11.74)	2.5L	0:33.84	-1
8	9	GREY IMPACT Georgina Cartwright	3	68.0 800m	0:10.86 800m	0:58.90 [8] (0:13.49)	0:45.41 [3] (0:10.86)	0:34.55 [1] (0:11.31)	0:23.24 [1] (0:11.19)	0:12.05 [3] (0:12.05)	2.8L	0:34.55	+0
9	4	LA PETITE MAISON Angela Jones	9	69.0 Overall	0:10.93 800m	0:58.99 [9] (0:13.44)	0:45.55 [1] (0:10.93)	0:34.62 [2] (0:11.40)	0:23.22 [3] (0:11.08)	0:12.14 [3] (0:12.14)	3.2L	0:34.62	-2
10	14	YEMEAN Robbie Dolan	11	67.7 800m	0:10.93 400m	0:59.10 [10] (0:13.82)	0:45.28 [9] (0:11.12)	0:34.16 [8] (0:11.35)	0:22.81 [11] (0:10.93)	0:11.88 [10] (0:11.88)	3.7L	0:34.16	+4

Scratched: Patti 'N' Fay (#18), Noble Intent (#5), Action King (#1), Hit (#19), Deputize (#6), Richkiss (#20), Giliana (#8), Break Free (#15), Rock Melody (#12), Pia Mia (#10)

[] Ranking at each section and finish
 -:-:- No data available at this section
 NA No data available

SCN Saddle cloth number
 DNF Did not finish
 DNT Did not track



Sunshine Coast QLD Professional

Race 6: BVW Class 1 Plate - 1000m

29 November 2024 - 20:22



Track Rating: Soft 5, Weather: Overcast, Rail Position: +5m Entire

Section		Overall	800m	600m	400m	200m	Last 600m					
Field Times		0:58.28 (0:13.44)	0:44.84 (0:10.91)	0:33.93 (0:11.31)	0:22.62 (0:11.05)	0:11.57 (0:11.57)	0:33.93					
Rank	TAB Horse/Jockey	Barrier	Top Speed [km/h]	Fastest Section	Margin			Distance Travelled [m]				
11	21 SEEYOU LATER Jason Taylor	12	67.5 800m	0:11.10 800m	1:00.79 [11] (0:13.58)	0:47.21 [4] (0:11.10)	0:36.11 [5] (0:11.56)	0:24.55 [9] (0:11.62)	0:12.93 [11] (0:12.93)	13.5L	0:36.11	+5

Scratched: Patti 'N' Fay (#18), Noble Intent (#5), Action King (#1), Hit (#19), Deputize (#6), Richkiss (#20), Giliana (#8), Break Free (#15), Rock Melody (#12), Pia Mia (#10)

[] Ranking at each section and finish
 -:-:-:- No data available at this section
 NA No data available

SCN Saddle cloth number
 DNF Did not finish
 DNT Did not track



Horse/Jockey Name	Stellar Lady
Final Rank	1
Fastest Section Time (Section)	0:10.87 (400m)
Top Speed [km/h] (Section)	67.7 (Overall)
Race State	Finished



Sunshine Coast QLD Professional

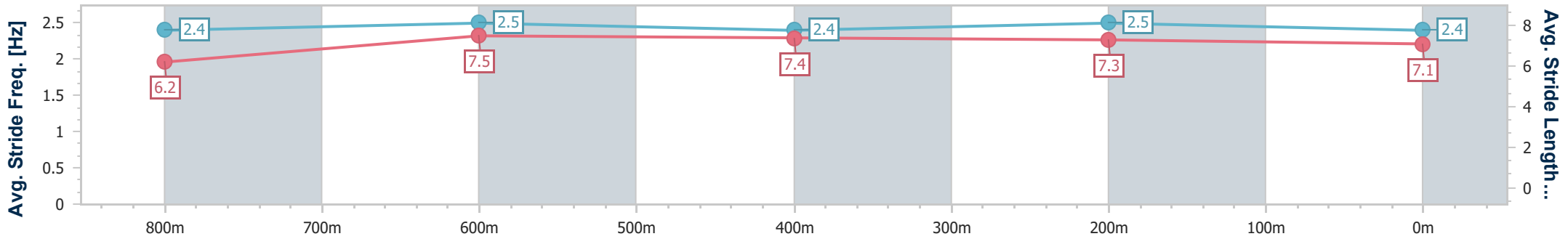
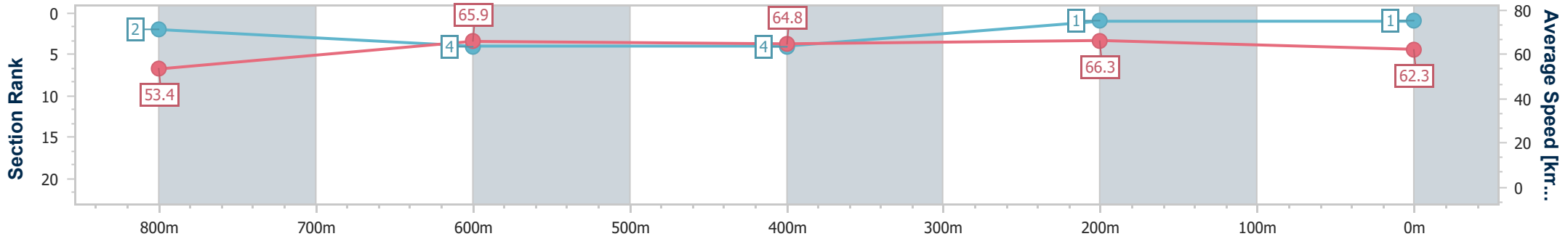
Race 6: BVW Class 1 Plate - 1000m

29 November 2024 - 20:22



Track Rating: Soft 5, Weather: Overcast, Rail Position: +5m Entire

Section	Overall	800m	600m	400m	200m
Section Times	0:58.28 [1] (0:13.46)	0:44.82 [2] (0:11.07)	0:33.75 [4] (0:11.31)	0:22.44 [4] (0:10.87)	0:11.57 [1] (0:11.57)
Average Speed [km/h]	53.4	65.9	64.8	66.3	62.3
Top Speed [km/h]	67.7	67.5	66.1	66.6	65.6
Avg. Dist. to Rail [m]	5.3	3.2	3.3	4.8	4.5
Avg. Stride Freq. [Hz]	2.4	2.5	2.4	2.5	2.4
Avg. Stride Length [m]	6.2	7.5	7.4	7.3	7.1



- [] Ranking at each section and finish
- .-.- No data available at this section
- NA No data available



Horse/Jockey Name	Risk Assessment
Final Rank	2
Fastest Section Time (Section)	0:10.86 (400m)
Top Speed [km/h] (Section)	67.0 (400m)
Race State	Finished



Sunshine Coast QLD Professional

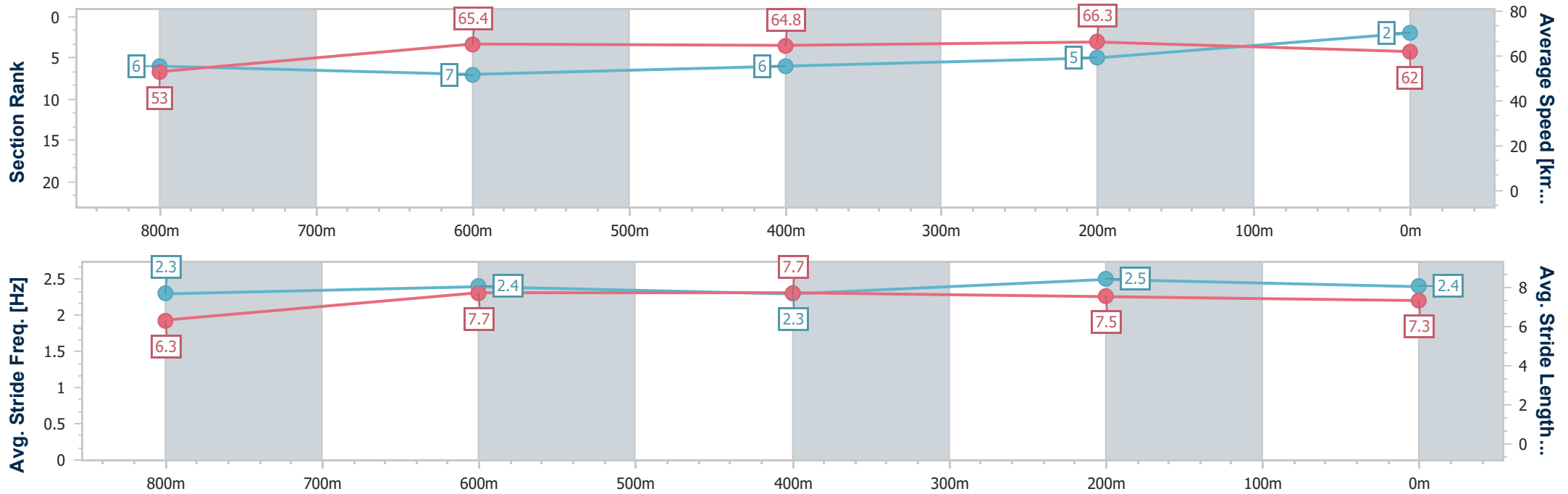
Race 6: BVW Class 1 Plate - 1000m

29 November 2024 - 20:22



Track Rating: Soft 5, Weather: Overcast, Rail Position: +5m Entire

Section	Overall	800m	600m	400m	200m
Section Times	0:58.49 [2] (0:13.60)	0:44.89 [6] (0:11.15)	0:33.74 [7] (0:11.28)	0:22.46 [6] (0:10.86)	0:11.60 [5] (0:11.60)
Average Speed [km/h]	53.0	65.4	64.8	66.3	62.0
Top Speed [km/h]	65.7	66.3	65.8	67.0	64.7
Avg. Dist. to Rail [m]	6.1	3.5	2.5	4.7	5.2
Avg. Stride Freq. [Hz]	2.3	2.4	2.3	2.5	2.4
Avg. Stride Length [m]	6.3	7.7	7.7	7.5	7.3



- [] Ranking at each section and finish
- .-.- No data available at this section
- NA No data available



Horse/Jockey Name	Hell And Back
Final Rank	3
Fastest Section Time (Section)	0:10.98 (800m)
Top Speed [km/h] (Section)	67.0 (800m)
Race State	Finished



Sunshine Coast QLD Professional

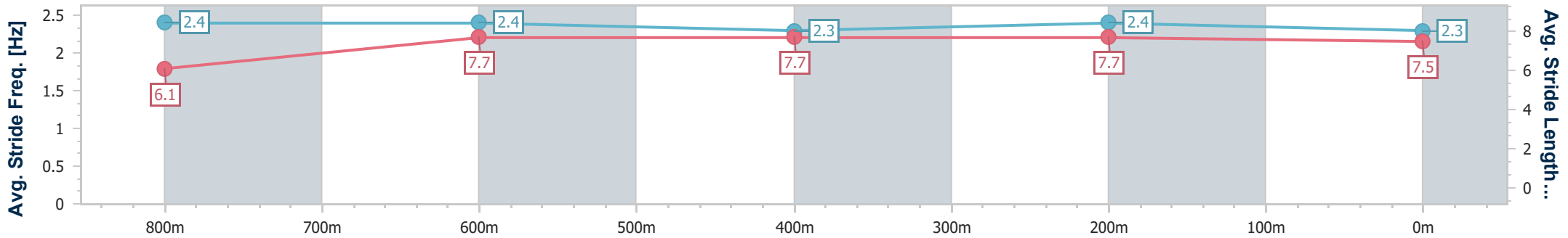
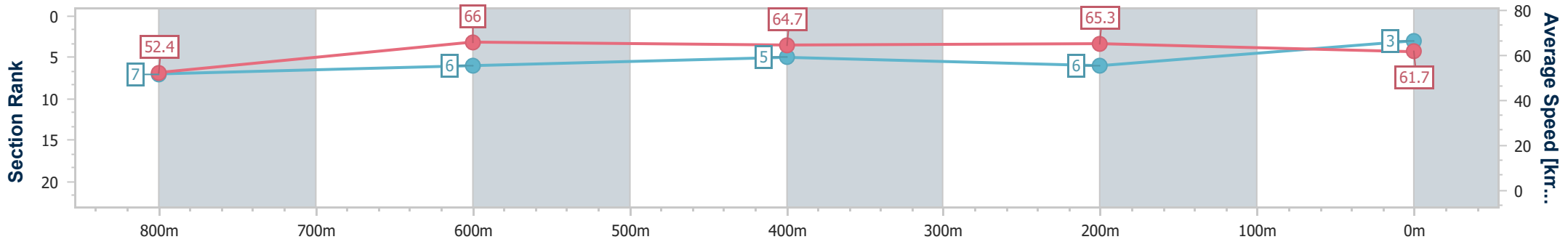
Race 6: BVW Class 1 Plate - 1000m

29 November 2024 - 20:22



Track Rating: Soft 5, Weather: Overcast, Rail Position: +5m Entire

Section	Overall	800m	600m	400m	200m
Section Times	0:58.60 [3] (0:13.72)	0:44.88 [7] (0:10.98)	0:33.90 [6] (0:11.22)	0:22.68 [5] (0:11.03)	0:11.65 [6] (0:11.65)
Average Speed [km/h]	52.4	66.0	64.7	65.3	61.7
Top Speed [km/h]	67.0	67.0	66.2	65.7	65.1
Avg. Dist. to Rail [m]	3.0	1.8	1.5	3.8	4.4
Avg. Stride Freq. [Hz]	2.4	2.4	2.3	2.4	2.3
Avg. Stride Length [m]	6.1	7.7	7.7	7.7	7.5



- [] Ranking at each section and finish
- .-.- No data available at this section
- NA No data available



Horse/Jockey Name	Cressbrook
Final Rank	4
Fastest Section Time (Section)	0:10.77 (400m)
Top Speed [km/h] (Section)	68.0 (400m)
Race State	Finished



Sunshine Coast QLD Professional

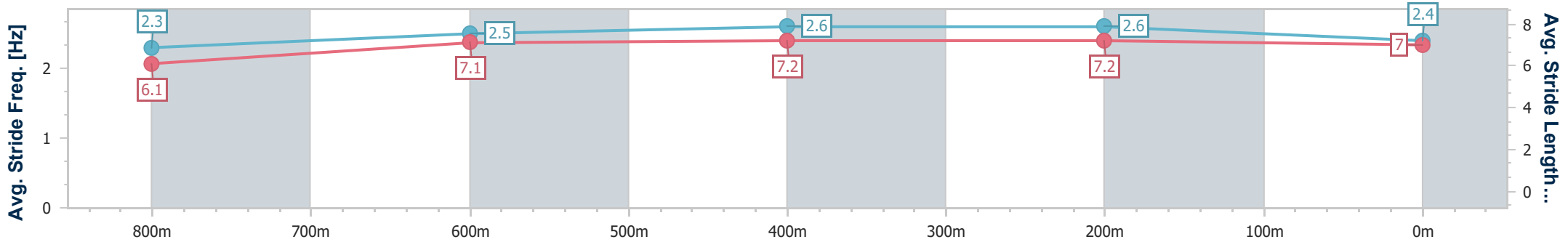
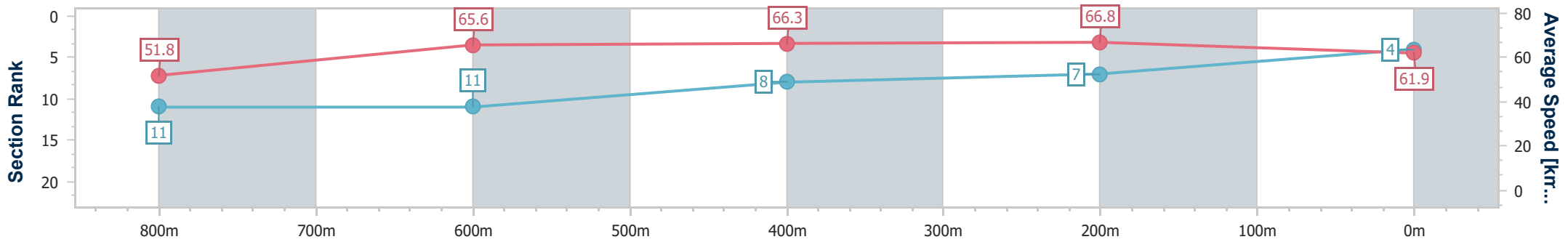
Race 6: BVW Class 1 Plate - 1000m

29 November 2024 - 20:22



Track Rating: Soft 5, Weather: Overcast, Rail Position: +5m Entire

Section	Overall	800m	600m	400m	200m
Section Times	0:58.61 [4] (0:13.92)	0:44.69 [11] (0:11.19)	0:33.50 [11] (0:11.10)	0:22.40 [8] (0:10.77)	0:11.63 [7] (0:11.63)
Average Speed [km/h]	51.8	65.6	66.3	66.8	61.9
Top Speed [km/h]	66.3	67.1	67.6	68.0	64.9
Avg. Dist. to Rail [m]	10.5	5.6	3.8	5.5	6.0
Avg. Stride Freq. [Hz]	2.3	2.5	2.6	2.6	2.4
Avg. Stride Length [m]	6.1	7.1	7.2	7.2	7.0



- [] Ranking at each section and finish
- .-.- No data available at this section
- NA No data available



Horse/Jockey Name	Iron Power
Final Rank	5
Fastest Section Time (Section)	0:10.90 (800m)
Top Speed [km/h] (Section)	67.7 (Overall)
Race State	Finished



Sunshine Coast QLD Professional

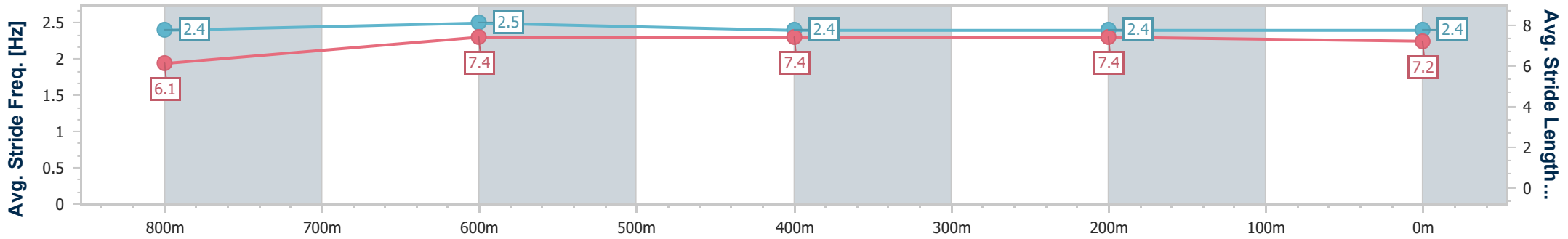
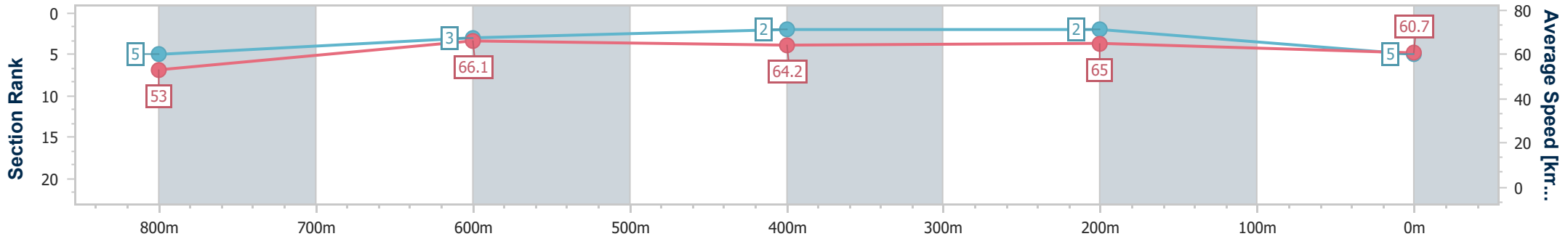
Race 6: BVW Class 1 Plate - 1000m

29 November 2024 - 20:22



Track Rating: Soft 5, Weather: Overcast, Rail Position: +5m Entire

Section	Overall	800m	600m	400m	200m
Section Times	0:58.65 [5] (0:13.59)	0:45.06 [5] (0:10.90)	0:34.16 [3] (0:11.22)	0:22.94 [2] (0:11.07)	0:11.87 [2] (0:11.87)
Average Speed [km/h]	53.0	66.1	64.2	65.0	60.7
Top Speed [km/h]	67.7	67.6	65.7	65.8	64.4
Avg. Dist. to Rail [m]	2.0	0.8	0.2	0.9	1.5
Avg. Stride Freq. [Hz]	2.4	2.5	2.4	2.4	2.4
Avg. Stride Length [m]	6.1	7.4	7.4	7.4	7.2



- [] Ranking at each section and finish
- .-.- No data available at this section
- NA No data available



Horse/Jockey Name	Miss Money Penny
Final Rank	6
Fastest Section Time (Section)	0:10.85 (400m)
Top Speed [km/h] (Section)	67.4 (400m)
Race State	Finished



Sunshine Coast QLD Professional

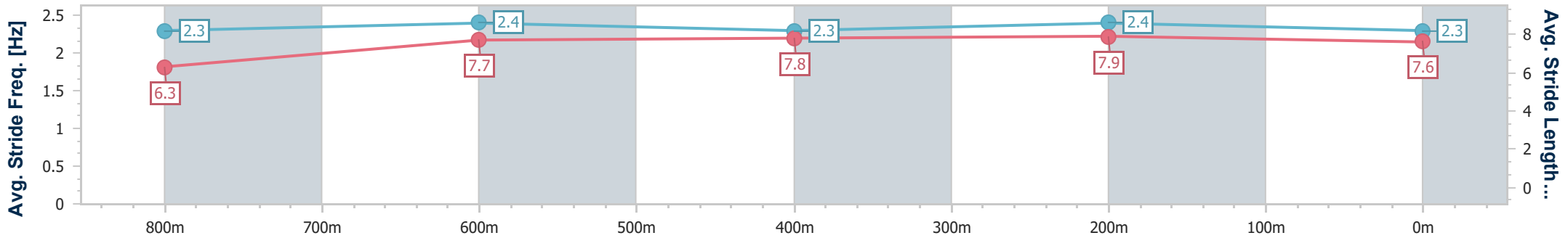
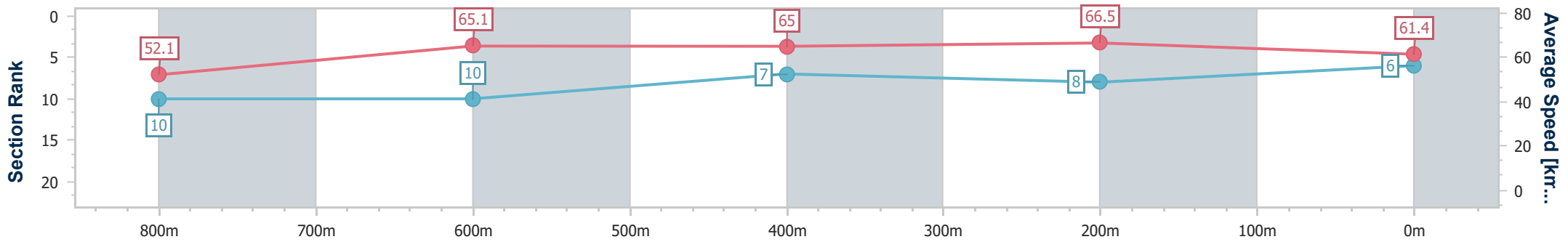
Race 6: BVW Class 1 Plate - 1000m

29 November 2024 - 20:22



Track Rating: Soft 5, Weather: Overcast, Rail Position: +5m Entire

Section	Overall	800m	600m	400m	200m
Section Times	0:58.74 [6] (0:13.83)	0:44.91 [10] (0:11.20)	0:33.71 [10] (0:11.14)	0:22.57 [7] (0:10.85)	0:11.72 [8] (0:11.72)
Average Speed [km/h]	52.1	65.1	65.0	66.5	61.4
Top Speed [km/h]	66.6	66.6	66.6	67.4	65.1
Avg. Dist. to Rail [m]	7.5	3.5	1.3	4.2	6.1
Avg. Stride Freq. [Hz]	2.3	2.4	2.3	2.4	2.3
Avg. Stride Length [m]	6.3	7.7	7.8	7.9	7.6



- [] Ranking at each section and finish
- .-.- No data available at this section
- NA No data available



Horse/Jockey Name	Cricketts Chirping
Final Rank	7
Fastest Section Time (Section)	0:10.80 (400m)
Top Speed [km/h] (Section)	68.5 (400m)
Race State	Finished



Sunshine Coast QLD Professional

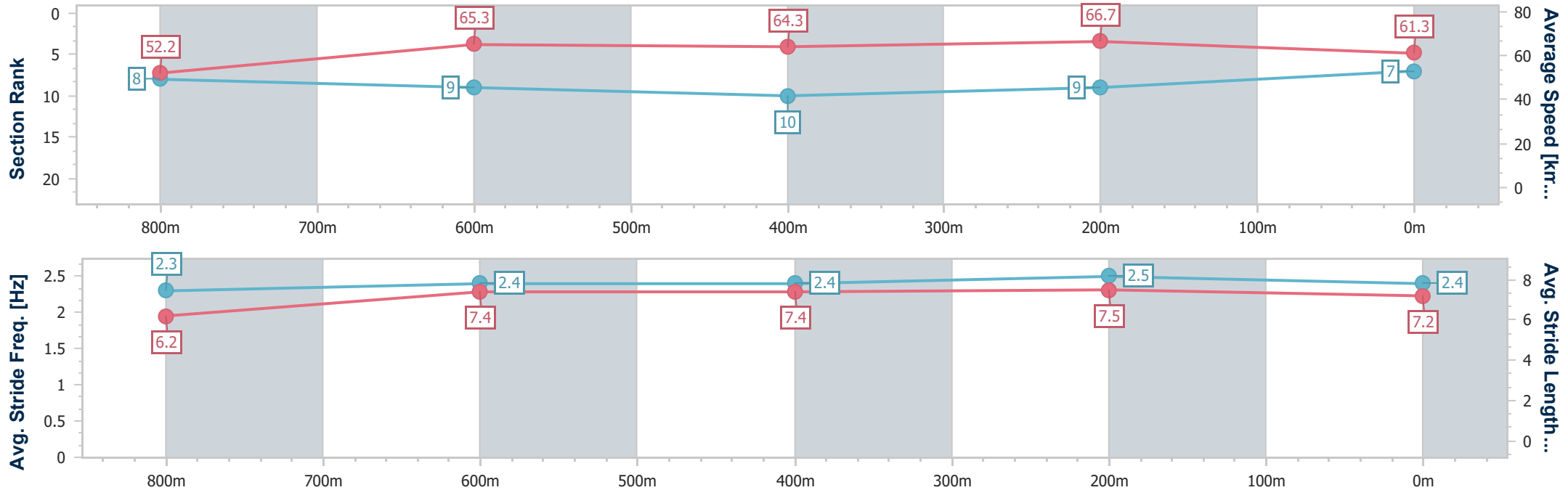
Race 6: BVW Class 1 Plate - 1000m

29 November 2024 - 20:22



Track Rating: Soft 5, Weather: Overcast, Rail Position: +5m Entire

Section	Overall	800m	600m	400m	200m
Section Times	0:58.82 [7] (0:13.81)	0:45.01 [8] (0:11.17)	0:33.84 [9] (0:11.30)	0:22.54 [10] (0:10.80)	0:11.74 [9] (0:11.74)
Average Speed [km/h]	52.2	65.3	64.3	66.7	61.3
Top Speed [km/h]	66.8	67.3	65.7	68.5	63.3
Avg. Dist. to Rail [m]	5.5	3.7	1.5	2.7	4.5
Avg. Stride Freq. [Hz]	2.3	2.4	2.4	2.5	2.4
Avg. Stride Length [m]	6.2	7.4	7.4	7.5	7.2



- [] Ranking at each section and finish
- .-.- No data available at this section
- NA No data available



Horse/Jockey Name	Grey Impact
Final Rank	8
Fastest Section Time (Section)	0:10.86 (800m)
Top Speed [km/h] (Section)	68.0 (800m)
Race State	Finished



Sunshine Coast QLD Professional

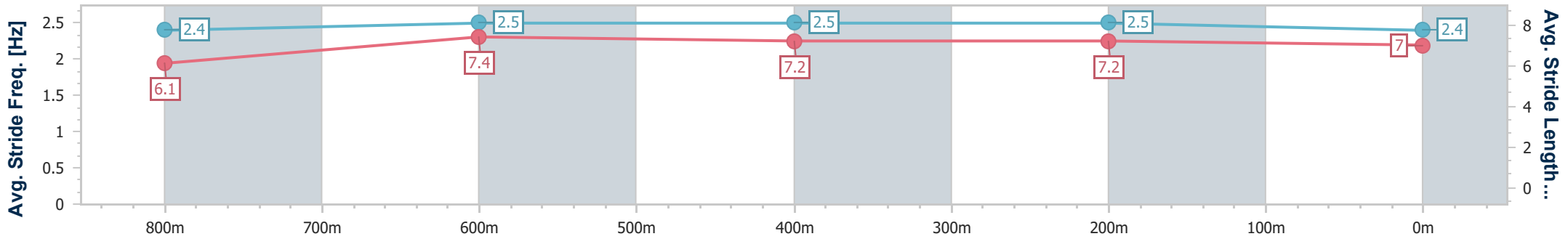
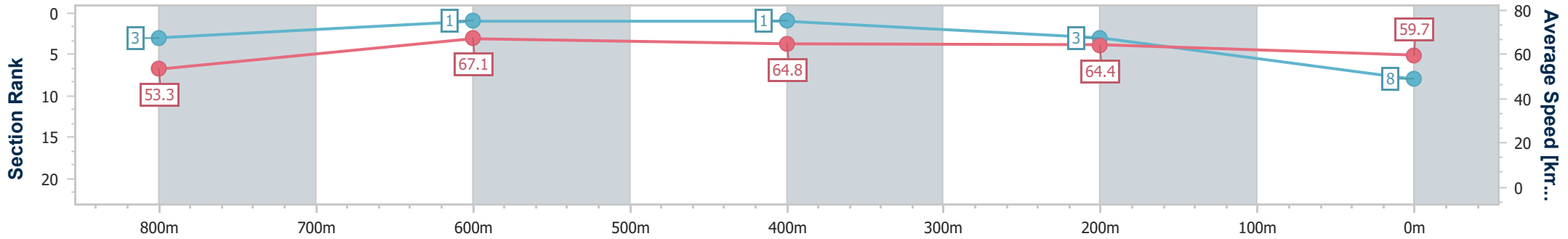
Race 6: BVW Class 1 Plate - 1000m

29 November 2024 - 20:22



Track Rating: Soft 5, Weather: Overcast, Rail Position: +5m Entire

Section	Overall	800m	600m	400m	200m
Section Times	0:58.90 [8] (0:13.49)	0:45.41 [3] (0:10.86)	0:34.55 [1] (0:11.31)	0:23.24 [1] (0:11.19)	0:12.05 [3] (0:12.05)
Average Speed [km/h]	53.3	67.1	64.8	64.4	59.7
Top Speed [km/h]	67.3	68.0	65.3	65.1	62.4
Avg. Dist. to Rail [m]	3.9	2.6	3.4	3.4	3.1
Avg. Stride Freq. [Hz]	2.4	2.5	2.5	2.5	2.4
Avg. Stride Length [m]	6.1	7.4	7.2	7.2	7.0



- [] Ranking at each section and finish
- .-.-.- No data available at this section
- NA No data available



Horse/Jockey Name	La Petite Maison
Final Rank	9
Fastest Section Time (Section)	0:10.93 (800m)
Top Speed [km/h] (Section)	69.0 (Overall)
Race State	Finished



Sunshine Coast QLD Professional

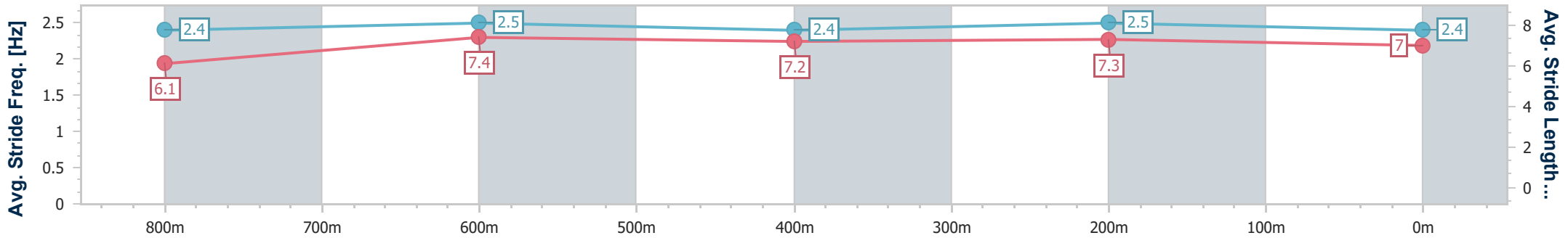
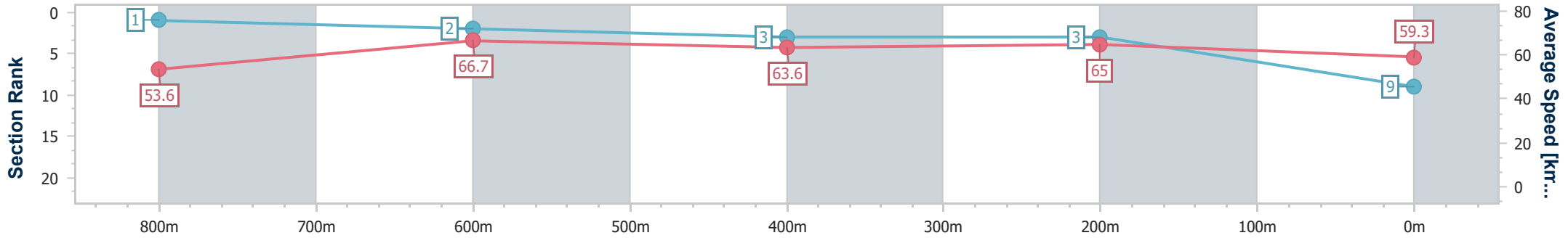
Race 6: BVW Class 1 Plate - 1000m

29 November 2024 - 20:22



Track Rating: Soft 5, Weather: Overcast, Rail Position: +5m Entire

Section	Overall	800m	600m	400m	200m
Section Times	0:58.99 [9] (0:13.44)	0:45.55 [1] (0:10.93)	0:34.62 [2] (0:11.40)	0:23.22 [3] (0:11.08)	0:12.14 [3] (0:12.14)
Average Speed [km/h]	53.6	66.7	63.6	65.0	59.3
Top Speed [km/h]	69.0	68.7	66.2	66.0	63.7
Avg. Dist. to Rail [m]	7.0	3.4	1.5	2.9	3.3
Avg. Stride Freq. [Hz]	2.4	2.5	2.4	2.5	2.4
Avg. Stride Length [m]	6.1	7.4	7.2	7.3	7.0



- [] Ranking at each section and finish
- .-.- No data available at this section
- NA No data available



Horse/Jockey Name	Yemean
Final Rank	10
Fastest Section Time (Section)	0:10.93 (400m)
Top Speed [km/h] (Section)	67.7 (800m)
Race State	Finished



Sunshine Coast QLD Professional

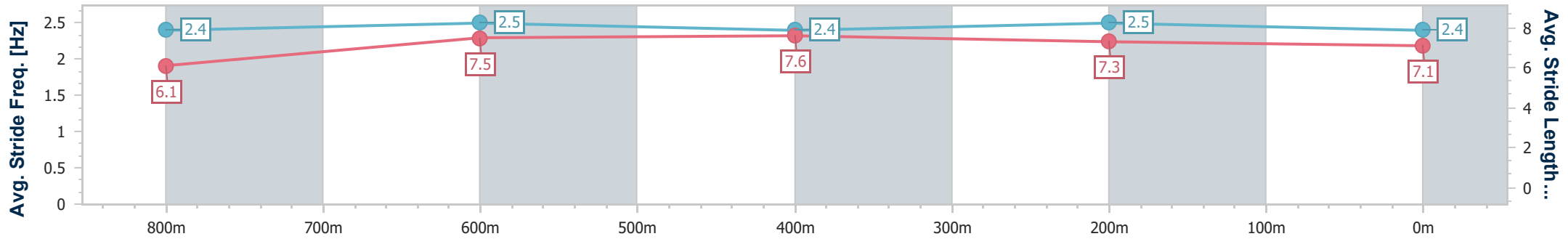
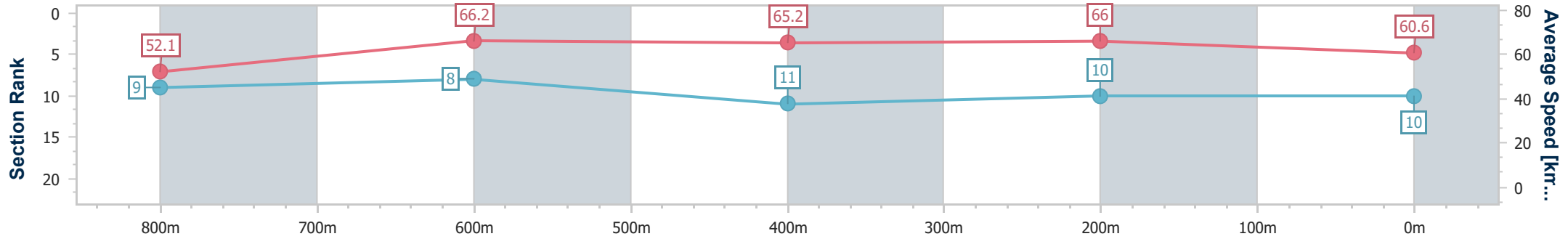
Race 6: BVW Class 1 Plate - 1000m

29 November 2024 - 20:22



Track Rating: Soft 5, Weather: Overcast, Rail Position: +5m Entire

Section	Overall	800m	600m	400m	200m
Section Times	0:59.10 [10] (0:13.82)	0:45.28 [9] (0:11.12)	0:34.16 [8] (0:11.35)	0:22.81 [11] (0:10.93)	0:11.88 [10] (0:11.88)
Average Speed [km/h]	52.1	66.2	65.2	66.0	60.6
Top Speed [km/h]	67.5	67.7	66.6	67.2	63.9
Avg. Dist. to Rail [m]	8.5	5.9	4.7	6.3	6.3
Avg. Stride Freq. [Hz]	2.4	2.5	2.4	2.5	2.4
Avg. Stride Length [m]	6.1	7.5	7.6	7.3	7.1



- [] Ranking at each section and finish
- .-.-.- No data available at this section
- NA No data available



Horse/Jockey Name	Seeyou Later
Final Rank	11
Fastest Section Time (Section)	0:11.10 (800m)
Top Speed [km/h] (Section)	67.5 (800m)
Race State	Finished



Sunshine Coast QLD Professional

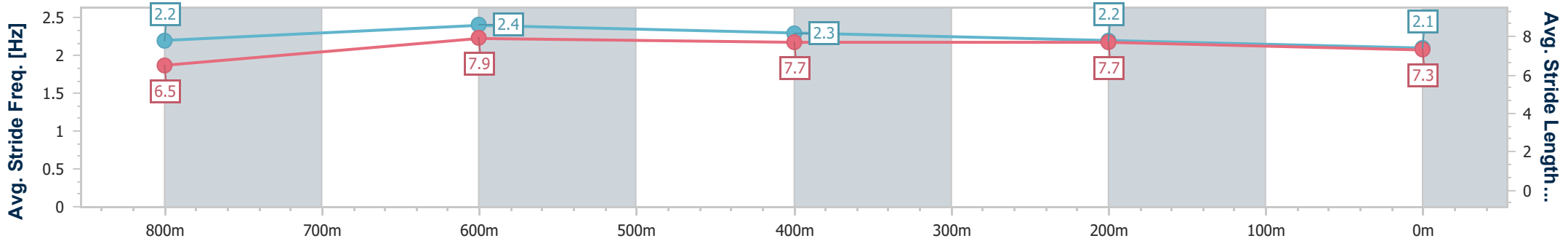
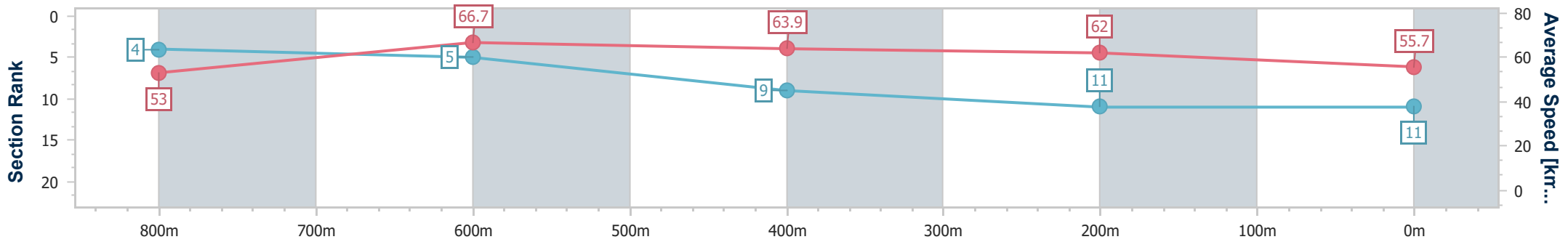
Race 6: BVW Class 1 Plate - 1000m

29 November 2024 - 20:22



Track Rating: Soft 5, Weather: Overcast, Rail Position: +5m Entire

Section	Overall	800m	600m	400m	200m
Section Times	1:00.79 [11] (0:13.58)	0:47.21 [4] (0:11.10)	0:36.11 [5] (0:11.56)	0:24.55 [9] (0:11.62)	0:12.93 [11] (0:12.93)
Average Speed [km/h]	53.0	66.7	63.9	62.0	55.7
Top Speed [km/h]	66.1	67.5	65.8	64.0	59.4
Avg. Dist. to Rail [m]	10.7	7.0	4.7	5.8	7.9
Avg. Stride Freq. [Hz]	2.2	2.4	2.3	2.2	2.1
Avg. Stride Length [m]	6.5	7.9	7.7	7.7	7.3



- [] Ranking at each section and finish
- .-.- No data available at this section
- NA No data available



Sunshine Coast QLD Professional

Race 7: Grill'd Healthy Burgers Class 2 Handicap - 1800m

29 November 2024 - 20:53



Track Rating: Soft 5, Weather: Overcast, Rail Position: +5m Entire

Section		Field Times												
Overall	1600m	1400m	1200m	1000m	800m	600m	Last 600m							
1:51.40 (0:13.73)	1:37.67 (0:11.74)	1:25.93 (0:12.28)	1:13.65 (0:12.99)	1:00.66 (0:13.02)	0:47.64 (0:12.60)	0:35.04 (0:11.89)	0:35.04							
Rank	TAB	Horse/Jockey	Barrier	Top Speed [km/h]	Fastest Section								Distance Travelled [m]	
1	7	NIPPA'S NIGHTCAP Cejay Graham	1	64.6 400m	0:11.29 400m	1:51.40 [1] (0:14.12)	1:37.28 [4] (0:11.69)	1:25.59 [4] (0:12.30)	1:13.29 [4] (0:12.88)	1:00.41 [4] (0:13.14)	0:47.27 [4] (0:12.52)	0:34.75 [4] (0:11.87)	0:34.75	
2	11	MADAME LEXIS Sean Cormack	2	65.3 400m	0:11.18 400m	1:51.45 [2] (0:14.12)	1:37.33 [5] (0:11.92)	1:25.41 [6] (0:12.31)	1:13.10 [6] (0:12.97)	1:00.13 [6] (0:13.10)	0:47.03 [8] (0:12.48)	0:34.55 [8] (0:11.54)	0:34.55	+10
3	1	RASHFORD James Orman	11	66.4 400m	0:11.00 400m	1:51.71 [3] (0:14.65)	1:37.06 [9] (0:11.69)	1:25.37 [9] (0:12.40)	1:12.97 [9] (0:12.92)	1:00.05 [9] (0:12.97)	0:47.08 [9] (0:12.36)	0:34.72 [10] (0:11.79)	0:34.72	+9
4	2	CONNECTICUT Nikita Beriman	5	64.9 Overall	0:11.44 400m	1:51.87 [4] (0:13.76)	1:38.11 [2] (0:11.71)	1:26.40 [1] (0:12.28)	1:14.12 [1] (0:12.99)	1:01.13 [1] (0:13.02)	0:48.11 [2] (0:12.60)	0:35.51 [1] (0:11.90)	0:35.51	+3
5	5	KARIACTION Jace McMurray	10	63.8 400m	0:11.44 400m	1:51.94 [5] (0:13.73)	1:38.21 [1] (0:11.82)	1:26.39 [2] (0:12.25)	1:14.14 [2] (0:13.00)	1:01.14 [2] (0:12.96)	0:48.18 [1] (0:12.62)	0:35.56 [2] (0:11.87)	0:35.56	+7
6	4	MONASTERY Damien Thornton	14	65.0 400m	0:11.32 400m	1:51.96 [6] (0:14.37)	1:37.59 [8] (0:11.91)	1:25.68 [8] (0:12.29)	1:13.39 [8] (0:12.88)	1:00.51 [8] (0:12.74)	0:47.77 [6] (0:12.55)	0:35.22 [6] (0:11.79)	0:35.22	+11
7	13	ROCKED Mark Du Plessis	12	63.8 400m	0:11.51 400m	1:52.08 [7] (0:14.17)	1:37.91 [6] (0:11.87)	1:26.04 [5] (0:12.25)	1:13.79 [5] (0:12.69)	1:01.10 [3] (0:13.05)	0:48.05 [3] (0:12.51)	0:35.54 [3] (0:11.90)	0:35.54	+8
8	10	HEREDITARY Angela Jones	13	65.9 400m	0:11.20 400m	1:52.12 [8] (0:14.96)	1:37.16 [10] (0:11.65)	1:25.51 [10] (0:12.27)	1:13.24 [10] (0:12.90)	1:00.34 [10] (0:12.86)	0:47.48 [10] (0:12.30)	0:35.18 [9] (0:11.79)	0:35.18	+15
9	6	STATE A FACT Kyle Wilson-Taylor	6	64.0 400m	0:11.42 400m	1:52.24 [9] (0:14.36)	1:37.88 [7] (0:11.81)	1:26.07 [7] (0:12.33)	1:13.74 [7] (0:12.93)	1:00.81 [7] (0:12.96)	0:47.85 [7] (0:12.44)	0:35.41 [7] (0:11.81)	0:35.41	+1
10	14	GINASUE Karl Zechner	8	64.3 400m	0:11.37 400m	1:52.26 [10] (0:15.09)	1:37.17 [12] (0:11.68)	1:25.49 [12] (0:12.38)	1:13.11 [12] (0:12.90)	1:00.21 [12] (0:12.92)	0:47.29 [12] (0:12.16)	0:35.13 [11] (0:11.61)	0:35.13	+14

Scratched: Silver Pearl (#8), The Love Of Mary (#15), Red Star Rubi (#12)

[] Ranking at each section and finish
 -:-:- No data available at this section
 NA No data available

SCN Saddle cloth number
 DNF Did not finish
 DNT Did not track



Sunshine Coast QLD Professional

Race 7: Grill'd Healthy Burgers Class 2 Handicap - 1800m

29 November 2024 - 20:53



Track Rating: Soft 5, Weather: Overcast, Rail Position: +5m Entire

Section	Overall	1600m	1400m	1200m	1000m	800m	600m	Last 600m						
Field Times	1:51.40 (0:13.73)	1:37.67 (0:11.74)	1:25.93 (0:12.28)	1:13.65 (0:12.99)	1:00.66 (0:13.02)	0:47.64 (0:12.60)	0:35.04 (0:11.89)	0:35.04						
Rank	TAB	Horse/Jockey	Barrier	Top Speed [km/h]	Fastest Section	Overall	1600m	1400m	1200m	1000m	800m	600m	Last 600m	Distance Travelled [m]
11	3	LIKA WRECKIN' BALL Robbie Dolan	4	64.6	0:11.44	1:52.38 [11] (0:14.00)	1:38.38 [3] (0:11.78)	1:26.60 [3] (0:12.32)	1:14.28 [3] (0:13.01)	1:01.27 [5] (0:13.05)	0:48.22 [5] (0:12.57)	0:35.65 [5] (0:12.09)	0:35.65	+8
12	9	LOST MY NIGHTIE Samantha Collett	7	64.5	0:11.33	1:52.53 [12] (0:15.01)	1:37.52 [11] (0:11.64)	1:25.88 [11] (0:12.40)	1:13.48 [11] (0:12.90)	1:00.58 [11] (0:12.96)	0:47.62 [11] (0:12.30)	0:35.32 [12] (0:11.77)	0:35.32	+3

Scratched: Silver Pearl (#8), The Love Of Mary (#15), Red Star Rubi (#12)

[] Ranking at each section and finish
 -:-:-:- No data available at this section
 NA No data available

SCN Saddle cloth number
 DNF Did not finish
 DNT Did not track



Sunshine Coast QLD Professional

Race 7: Grill'd Healthy Burgers Class 2 Handicap - 1800m

29 November 2024 - 20:53



Track Rating: Soft 5, Weather: Overcast, Rail Position: +5m Entire

Section				400m	200m			Last 600m		
Field Times				0:23.15 (0:11.37)	0:11.78 (0:11.78)			0:35.04		
Rank	TAB	Horse/Jockey	Barrier	Top Speed [km/h]	Fastest Section	Margin				Distance Travelled [m]
1	7	NIPPA'S NIGHTCAP Cejay Graham	1	64.6 400m	0:11.29 400m	0:22.88 [5] (0:11.29)	0:11.59 [5] (0:11.59)	1:51.40	0:34.75	
2	11	MADAME LEXIS Sean Cormack	2	65.3 400m	0:11.18 400m	0:23.01 [3] (0:11.18)	0:11.83 [1] (0:11.83)	0.2L	0:34.55 +10	
3	1	RASHFORD James Orman	11	66.4 400m	0:11.00 400m	0:22.93 [10] (0:11.00)	0:11.93 [4] (0:11.93)	1.7L	0:34.72 +9	
4	2	CONNECTICUT Nikita Beriman	5	64.9 Overall	0:11.44 400m	0:23.61 [2] (0:11.44)	0:12.17 [3] (0:12.17)	2.5L	0:35.51 +3	
5	5	KARIACTION Jace McMurray	10	63.8 400m	0:11.44 400m	0:23.69 [1] (0:11.44)	0:12.25 [2] (0:12.25)	2.8L	0:35.56 +7	
6	4	MONASTERY Damien Thornton	14	65.0 400m	0:11.32 400m	0:23.43 [6] (0:11.32)	0:12.11 [6] (0:12.11)	2.9L	0:35.22 +11	
7	13	ROCKED Mark Du Plessis	12	63.8 400m	0:11.51 400m	0:23.64 [4] (0:11.51)	0:12.13 [8] (0:12.13)	3.4L	0:35.54 +8	
8	10	HEREDITARY Angela Jones	13	65.9 400m	0:11.20 400m	0:23.39 [8] (0:11.20)	0:12.19 [7] (0:12.19)	3.6L	0:35.18 +15	
9	6	STATE A FACT Kyle Wilson-Taylor	6	64.0 400m	0:11.42 400m	0:23.60 [7] (0:11.42)	0:12.18 [9] (0:12.18)	4.1L	0:35.41 +1	
10	14	GINASUE Karl Zechner	8	64.3 400m	0:11.37 400m	0:23.52 [9] (0:11.37)	0:12.15 [10] (0:12.15)	4.2L	0:35.13 +14	

Scratched: Silver Pearl (#8), The Love Of Mary (#15), Red Star Rubi (#12)

[] Ranking at each section and finish
 -:-:- No data available at this section
 NA No data available

SCN Saddle cloth number
 DNF Did not finish
 DNT Did not track



Sunshine Coast QLD Professional

Race 7: Grill'd Healthy Burgers Class 2 Handicap - 1800m

29 November 2024 - 20:53



Track Rating: Soft 5, Weather: Overcast, Rail Position: +5m Entire

Section		400m	200m			Last 600m			
Field Times		0:23.15 (0:11.37)	0:11.78 (0:11.78)			0:35.04			
Rank	TAB Horse/Jockey	Barrier	Top Speed [km/h]	Fastest Section	Margin		Distance Travelled [m]		
11	3 LIKA WRECKIN' BALL Robbie Dolan	4	64.6	0:11.44 Overall 400m	0:23.56 [11] (0:11.44)	0:12.12 [11] (0:12.12)	4.7L	0:35.65	+8
12	9 LOST MY NIGHTIE Samantha Collett	7	64.5	400m 400m	0:11.33 (0:11.33)	0:12.22 [12] (0:12.22)	5.5L	0:35.32	+3

Scratched: Silver Pearl (#8), The Love Of Mary (#15), Red Star Rubi (#12)

[] Ranking at each section and finish
 -:-:-:- No data available at this section
 NA No data available

SCN Saddle cloth number
 DNF Did not finish
 DNT Did not track



Horse/Jockey Name	Nippa's Nightcap
Final Rank	1
Fastest Section Time (Section)	0:11.29 (400m)
Top Speed [km/h] (Section)	64.6 (400m)
Race State	Finished



Sunshine Coast QLD Professional

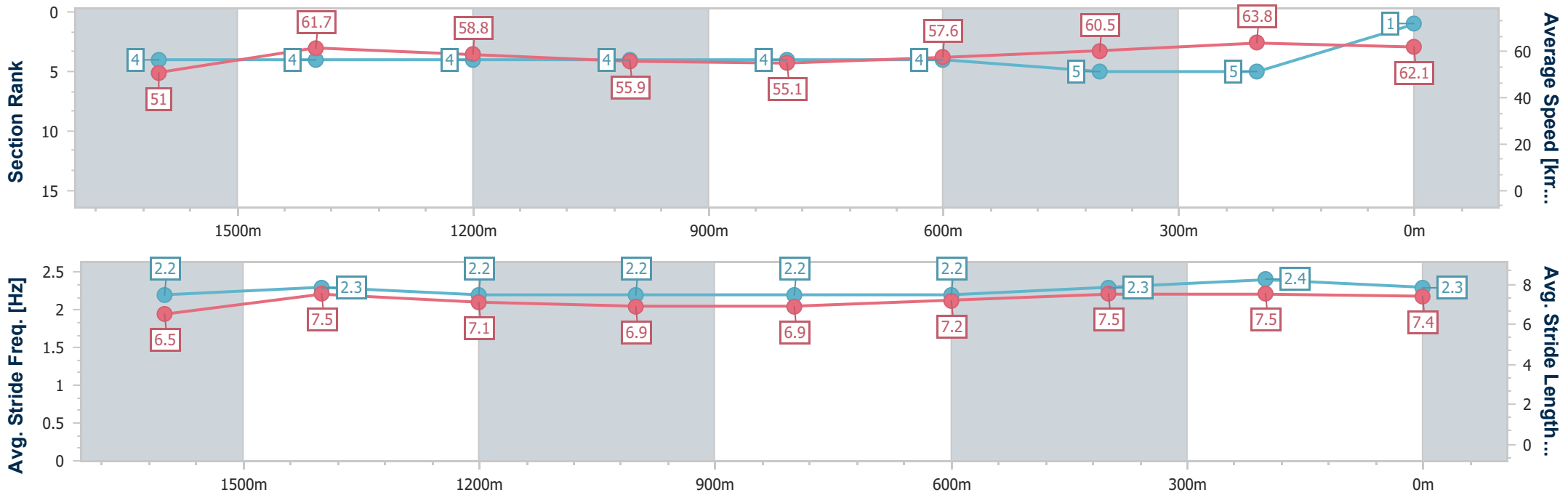
Race 7: Grill'd Healthy Burgers Class 2 Handicap - 1800m



29 November 2024 - 20:53

Track Rating: Soft 5, Weather: Overcast, Rail Position: +5m Entire

Section	Overall	1600m	1400m	1200m	1000m	800m	600m	400m	200m			
Section Times	1:51.40 [1] (0:14.12)	1:37.28 [4] (0:11.69)	1:25.59 [4] (0:12.30)	1:13.29 [4] (0:12.88)	1:00.41 [4] (0:13.14)	0:47.27 [4] (0:12.52)	0:34.75 [4] (0:11.87)	0:22.88 [5] (0:11.29)	0:11.59 [5] (0:11.59)			
Average Speed [km/h]	51.0	61.7	58.8	55.9	55.1	57.6	60.5	63.8	62.1			
Top Speed [km/h]	64.0	64.0	60.7	57.2	56.1	58.5	62.7	64.6	63.3			
Avg. Dist. to Rail [m]	1.1	0.9	2.0	2.0	1.9	0.5	0.3	1.2	1.2			
Avg. Stride Freq. [Hz]	2.2	2.3	2.2	2.2	2.2	2.2	2.3	2.4	2.3			
Avg. Stride Length [m]	6.5	7.5	7.1	6.9	6.9	7.2	7.5	7.5	7.4			



- [] Ranking at each section and finish
- .-.- No data available at this section
- NA No data available



Horse/Jockey Name	Madame Lexis
Final Rank	2
Fastest Section Time (Section)	0:11.18 (400m)
Top Speed [km/h] (Section)	65.3 (400m)
Race State	Finished



Sunshine Coast QLD Professional

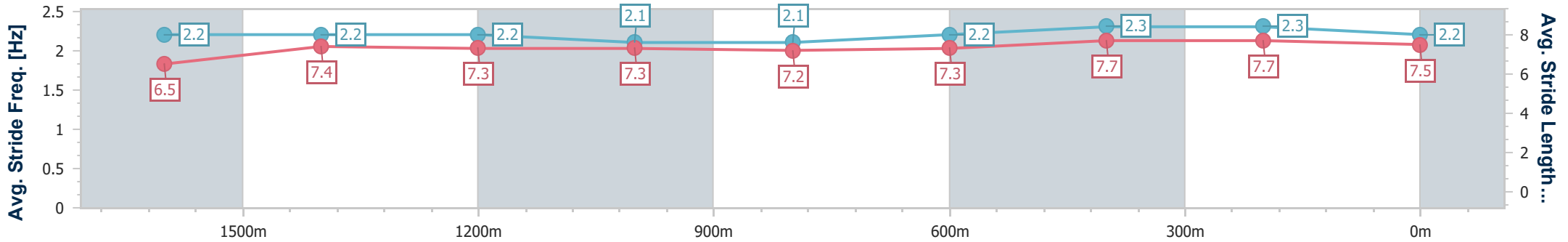
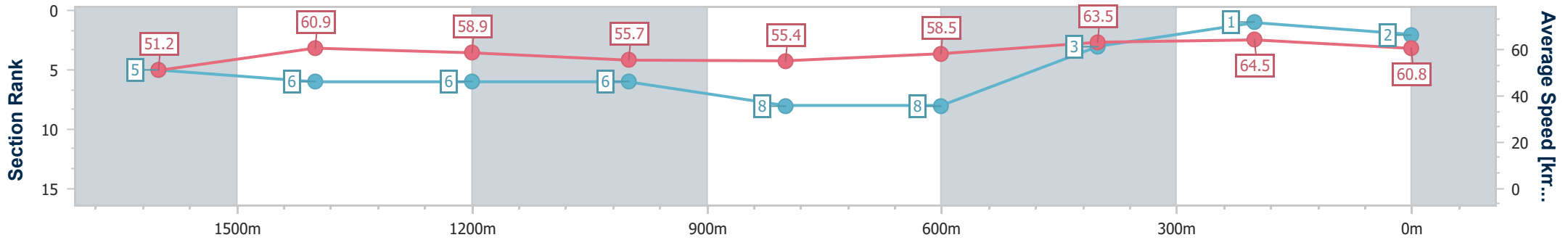
Race 7: Grill'd Healthy Burgers Class 2 Handicap - 1800m



29 November 2024 - 20:53

Track Rating: Soft 5, Weather: Overcast, Rail Position: +5m Entire

Section	Overall	1600m	1400m	1200m	1000m	800m	600m	400m	200m			
Section Times	1:51.45 [2] (0:14.12)	1:37.33 [5] (0:11.92)	1:25.41 [6] (0:12.31)	1:13.10 [6] (0:12.97)	1:00.13 [6] (0:13.10)	0:47.03 [8] (0:12.48)	0:34.55 [8] (0:11.54)	0:23.01 [3] (0:11.18)	0:11.83 [1] (0:11.83)			
Average Speed [km/h]	51.2	60.9	58.9	55.7	55.4	58.5	63.5	64.5	60.8			
Top Speed [km/h]	64.1	63.4	60.3	57.2	57.2	61.7	64.5	65.3	63.2			
Avg. Dist. to Rail [m]	2.6	2.8	3.0	3.2	3.0	2.6	3.0	4.6	3.7			
Avg. Stride Freq. [Hz]	2.2	2.2	2.2	2.1	2.1	2.2	2.3	2.3	2.2			
Avg. Stride Length [m]	6.5	7.4	7.3	7.3	7.2	7.3	7.7	7.7	7.5			



- [] Ranking at each section and finish
- .-.- No data available at this section
- NA No data available



Horse/Jockey Name	Rashford
Final Rank	3
Fastest Section Time (Section)	0:11.00 (400m)
Top Speed [km/h] (Section)	66.4 (400m)
Race State	Finished



Sunshine Coast QLD Professional

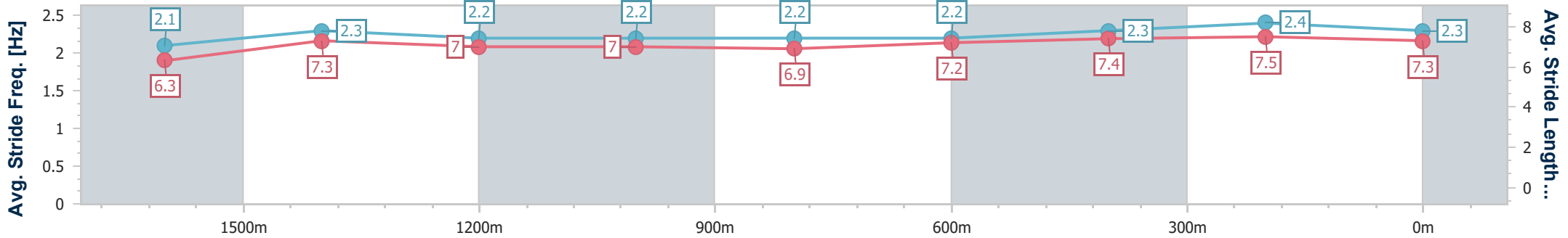
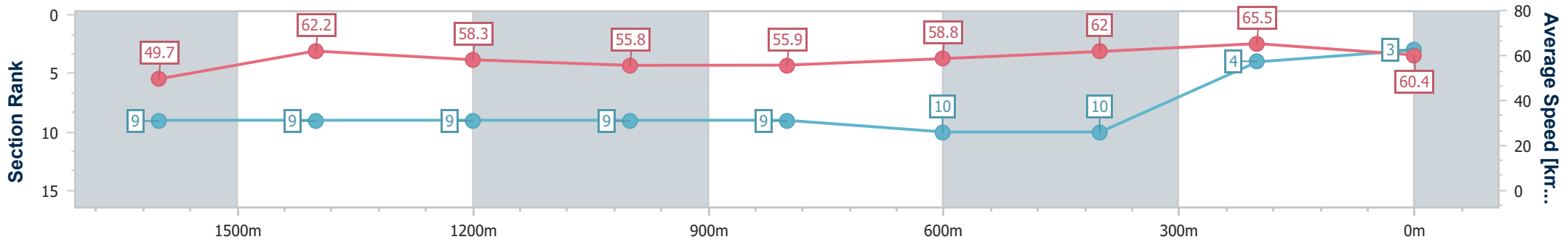
Race 7: Grill'd Healthy Burgers Class 2 Handicap - 1800m



29 November 2024 - 20:53

Track Rating: Soft 5, Weather: Overcast, Rail Position: +5m Entire

Section	Overall	1600m	1400m	1200m	1000m	800m	600m	400m	200m
Section Times	1:51.71 [3] (0:14.65)	1:37.06 [9] (0:11.69)	1:25.37 [9] (0:12.40)	1:12.97 [9] (0:12.92)	1:00.05 [9] (0:12.97)	0:47.08 [9] (0:12.36)	0:34.72 [10] (0:11.79)	0:22.93 [10] (0:11.00)	0:11.93 [4] (0:11.93)
Average Speed [km/h]	49.7	62.2	58.3	55.8	55.9	58.8	62.0	65.5	60.4
Top Speed [km/h]	62.9	64.3	59.7	58.1	57.3	62.3	65.4	66.4	63.4
Avg. Dist. to Rail [m]	6.7	2.6	2.2	2.4	2.5	1.6	2.8	6.6	6.1
Avg. Stride Freq. [Hz]	2.1	2.3	2.2	2.2	2.2	2.2	2.3	2.4	2.3
Avg. Stride Length [m]	6.3	7.3	7.0	7.0	6.9	7.2	7.4	7.5	7.3



- [] Ranking at each section and finish
- .-.- No data available at this section
- NA No data available



Horse/Jockey Name	Connecticut
Final Rank	4
Fastest Section Time (Section)	0:11.44 (400m)
Top Speed [km/h] (Section)	64.9 (Overall)
Race State	Finished



Sunshine Coast QLD Professional

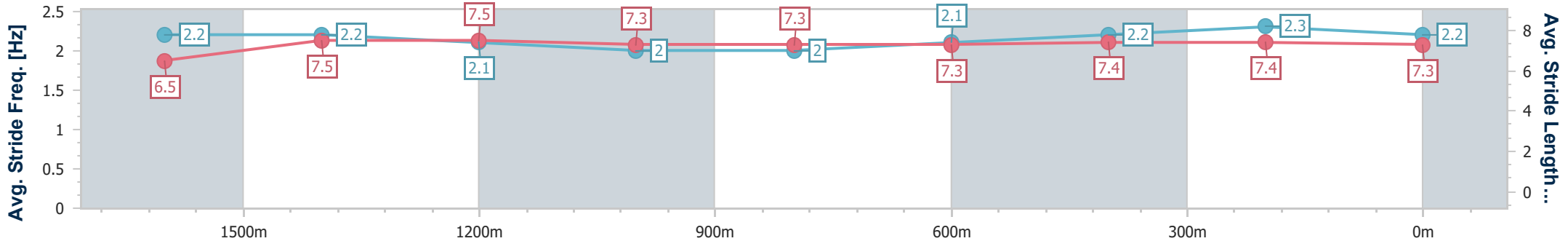
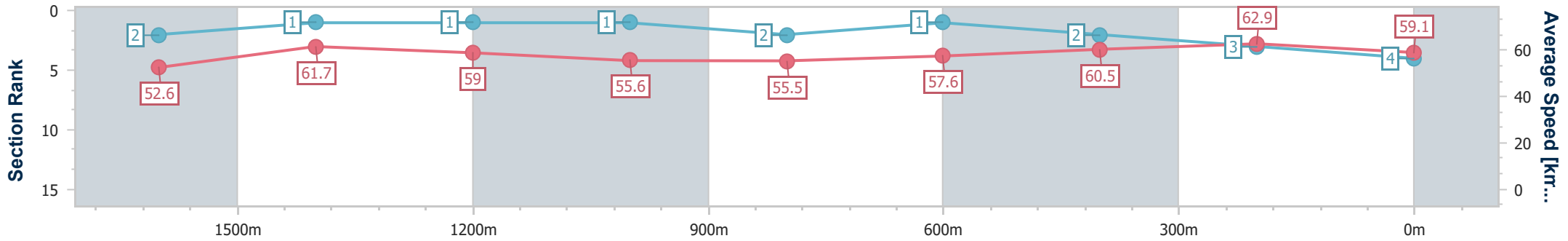
Race 7: Grill'd Healthy Burgers Class 2 Handicap - 1800m



29 November 2024 - 20:53

Track Rating: Soft 5, Weather: Overcast, Rail Position: +5m Entire

Section	Overall	1600m	1400m	1200m	1000m	800m	600m	400m	200m
Section Times	1:51.87 [4] (0:13.76)	1:38.11 [2] (0:11.71)	1:26.40 [1] (0:12.28)	1:14.12 [1] (0:12.99)	1:01.13 [1] (0:13.02)	0:48.11 [2] (0:12.60)	0:35.51 [1] (0:11.90)	0:23.61 [2] (0:11.44)	0:12.17 [3] (0:12.17)
Average Speed [km/h]	52.6	61.7	59.0	55.6	55.5	57.6	60.5	62.9	59.1
Top Speed [km/h]	64.9	63.0	61.0	57.0	56.6	59.2	62.5	63.4	61.9
Avg. Dist. to Rail [m]	4.0	1.9	2.2	2.1	2.0	1.1	0.1	1.5	2.3
Avg. Stride Freq. [Hz]	2.2	2.2	2.1	2.0	2.0	2.1	2.2	2.3	2.2
Avg. Stride Length [m]	6.5	7.5	7.5	7.3	7.3	7.3	7.4	7.4	7.3



- [] Ranking at each section and finish
- .-.- No data available at this section
- NA No data available



Horse/Jockey Name	Kariation
Final Rank	5
Fastest Section Time (Section)	0:11.44 (400m)
Top Speed [km/h] (Section)	63.8 (400m)
Race State	Finished



Sunshine Coast QLD Professional

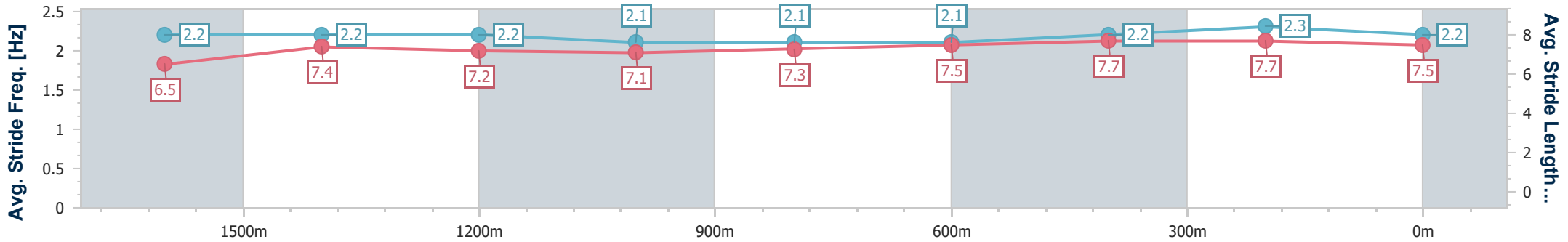
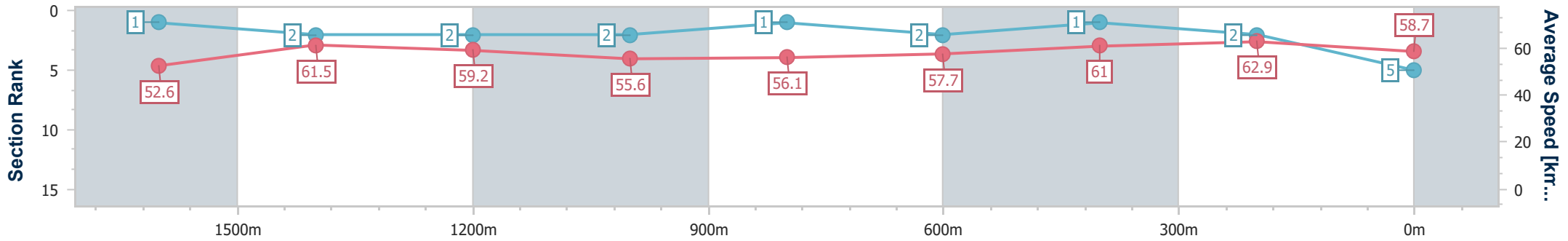
Race 7: Grill'd Healthy Burgers Class 2 Handicap - 1800m



29 November 2024 - 20:53

Track Rating: Soft 5, Weather: Overcast, Rail Position: +5m Entire

Section	Overall	1600m	1400m	1200m	1000m	800m	600m	400m	200m			
Section Times	1:51.94 [5] (0:13.73)	1:38.21 [1] (0:11.82)	1:26.39 [2] (0:12.25)	1:14.14 [2] (0:13.00)	1:01.14 [2] (0:12.96)	0:48.18 [1] (0:12.62)	0:35.56 [2] (0:11.87)	0:23.69 [1] (0:11.44)	0:12.25 [2] (0:12.25)			
Average Speed [km/h]	52.6	61.5	59.2	55.6	56.1	57.7	61.0	62.9	58.7			
Top Speed [km/h]	62.9	62.6	60.6	56.6	57.0	59.2	62.3	63.8	62.1			
Avg. Dist. to Rail [m]	6.3	2.9	3.1	3.2	2.9	2.0	0.9	2.8	3.3			
Avg. Stride Freq. [Hz]	2.2	2.2	2.2	2.1	2.1	2.1	2.2	2.3	2.2			
Avg. Stride Length [m]	6.5	7.4	7.2	7.1	7.3	7.5	7.7	7.7	7.5			



- [] Ranking at each section and finish
- .-.- No data available at this section
- NA No data available



Horse/Jockey Name	Monastery
Final Rank	6
Fastest Section Time (Section)	0:11.32 (400m)
Top Speed [km/h] (Section)	65.0 (400m)
Race State	Finished



Sunshine Coast QLD Professional

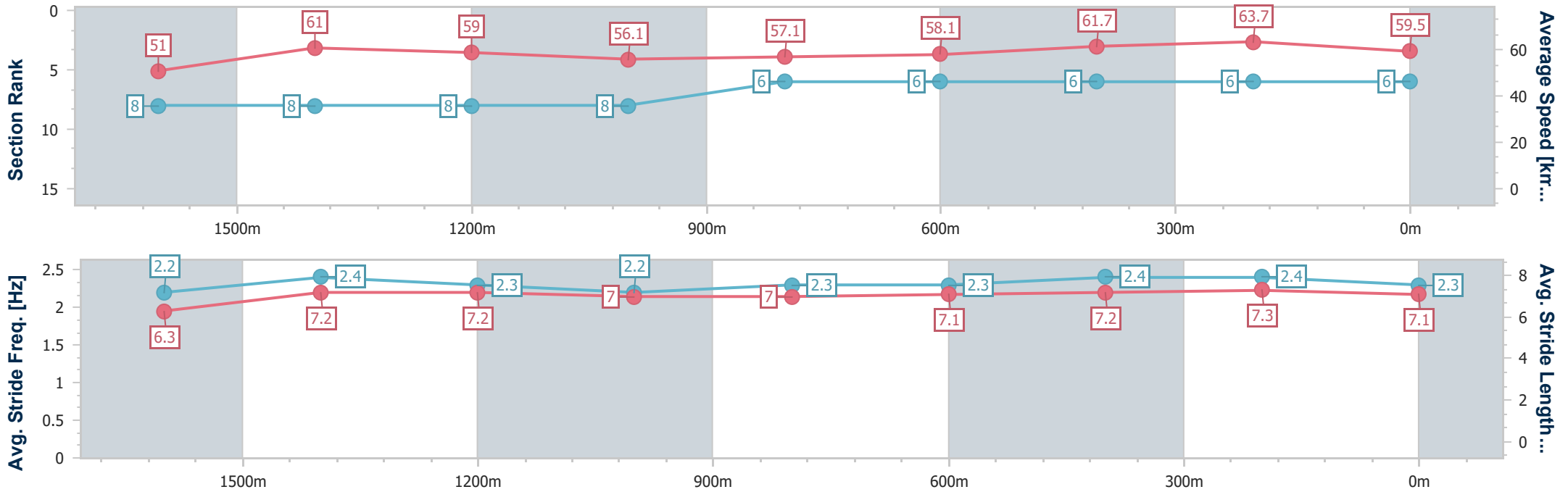
Race 7: Grill'd Healthy Burgers Class 2 Handicap - 1800m



29 November 2024 - 20:53

Track Rating: Soft 5, Weather: Overcast, Rail Position: +5m Entire

Section	Overall	1600m	1400m	1200m	1000m	800m	600m	400m	200m
Section Times	1:51.96 [6] (0:14.37)	1:37.59 [8] (0:11.91)	1:25.68 [8] (0:12.29)	1:13.39 [8] (0:12.88)	1:00.51 [8] (0:12.74)	0:47.77 [6] (0:12.55)	0:35.22 [6] (0:11.79)	0:23.43 [6] (0:11.32)	0:12.11 [6] (0:12.11)
Average Speed [km/h]	51.0	61.0	59.0	56.1	57.1	58.1	61.7	63.7	59.5
Top Speed [km/h]	61.3	62.2	61.2	57.4	57.8	59.8	65.0	65.0	62.1
Avg. Dist. to Rail [m]	10.5	2.6	2.8	3.5	3.9	2.2	1.9	2.8	3.8
Avg. Stride Freq. [Hz]	2.2	2.4	2.3	2.2	2.3	2.3	2.4	2.4	2.3
Avg. Stride Length [m]	6.3	7.2	7.2	7.0	7.0	7.1	7.2	7.3	7.1



- [] Ranking at each section and finish
- .-.- No data available at this section
- NA No data available



Horse/Jockey Name	Rocked
Final Rank	7
Fastest Section Time (Section)	0:11.51 (400m)
Top Speed [km/h] (Section)	63.8 (400m)
Race State	Finished



Sunshine Coast QLD Professional

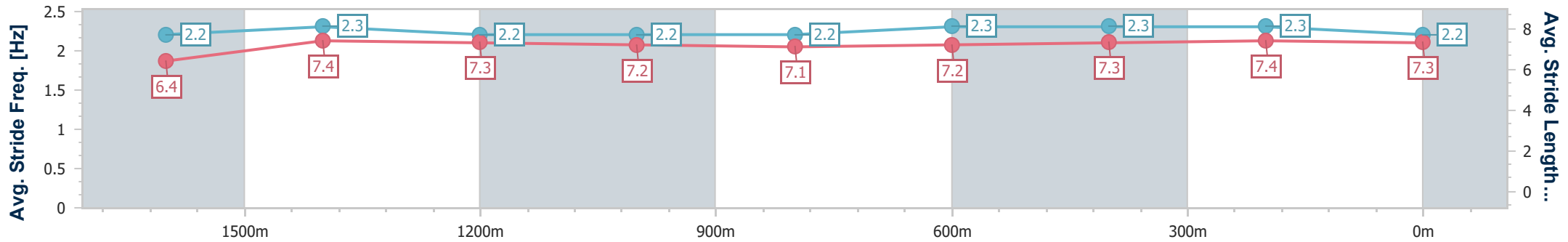
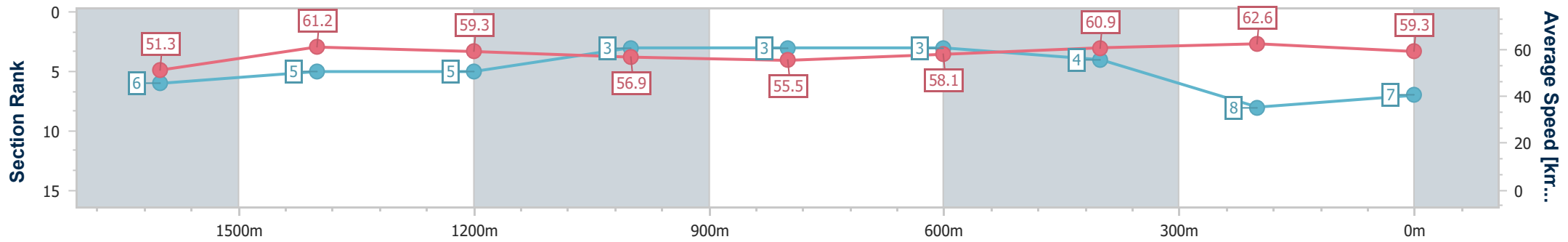
Race 7: Grill'd Healthy Burgers Class 2 Handicap - 1800m



29 November 2024 - 20:53

Track Rating: Soft 5, Weather: Overcast, Rail Position: +5m Entire

Section	Overall	1600m	1400m	1200m	1000m	800m	600m	400m	200m			
Section Times	1:52.08 [7] (0:14.17)	1:37.91 [6] (0:11.87)	1:26.04 [5] (0:12.25)	1:13.79 [5] (0:12.69)	1:01.10 [3] (0:13.05)	0:48.05 [3] (0:12.51)	0:35.54 [3] (0:11.90)	0:23.64 [4] (0:11.51)	0:12.13 [8] (0:12.13)			
Average Speed [km/h]	51.3	61.2	59.3	56.9	55.5	58.1	60.9	62.6	59.3			
Top Speed [km/h]	63.0	62.3	60.7	57.9	56.6	59.1	63.6	63.8	61.6			
Avg. Dist. to Rail [m]	8.2	3.1	3.3	3.4	3.0	1.5	1.4	2.8	2.3			
Avg. Stride Freq. [Hz]	2.2	2.3	2.2	2.2	2.2	2.3	2.3	2.3	2.2			
Avg. Stride Length [m]	6.4	7.4	7.3	7.2	7.1	7.2	7.3	7.4	7.3			



- [] Ranking at each section and finish
- .-.- No data available at this section
- NA No data available



Horse/Jockey Name	Hereditary
Final Rank	8
Fastest Section Time (Section)	0:11.20 (400m)
Top Speed [km/h] (Section)	65.9 (400m)
Race State	Finished



Sunshine Coast QLD Professional

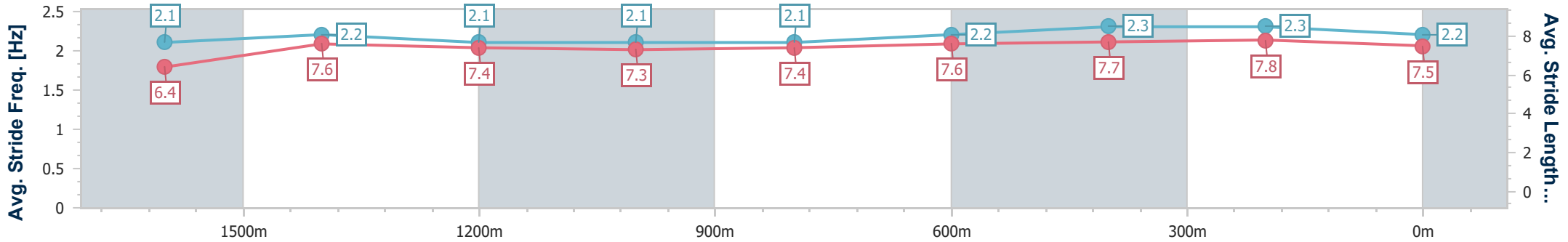
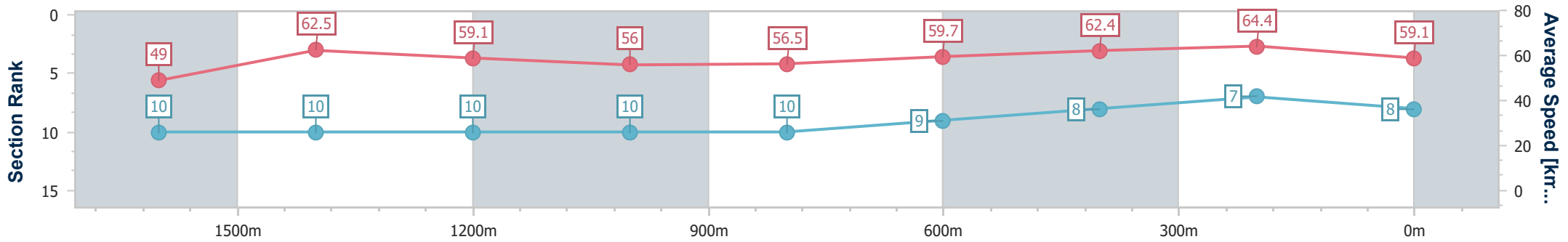
Race 7: Grill'd Healthy Burgers Class 2 Handicap - 1800m



29 November 2024 - 20:53

Track Rating: Soft 5, Weather: Overcast, Rail Position: +5m Entire

Section	Overall	1600m	1400m	1200m	1000m	800m	600m	400m	200m			
Section Times	1:52.12 [8] (0:14.96)	1:37.16 [10] (0:11.65)	1:25.51 [10] (0:12.27)	1:13.24 [10] (0:12.90)	1:00.34 [10] (0:12.86)	0:47.48 [10] (0:12.30)	0:35.18 [9] (0:11.79)	0:23.39 [8] (0:11.20)	0:12.19 [7] (0:12.19)			
Average Speed [km/h]	49.0	62.5	59.1	56.0	56.5	59.7	62.4	64.4	59.1			
Top Speed [km/h]	62.3	64.8	61.3	57.9	57.9	61.3	65.3	65.9	62.5			
Avg. Dist. to Rail [m]	8.1	3.4	3.1	3.3	3.3	3.3	3.9	7.1	6.9			
Avg. Stride Freq. [Hz]	2.1	2.2	2.1	2.1	2.1	2.2	2.3	2.3	2.2			
Avg. Stride Length [m]	6.4	7.6	7.4	7.3	7.4	7.6	7.7	7.8	7.5			



- [] Ranking at each section and finish
- .-.- No data available at this section
- NA No data available



Horse/Jockey Name	State A Fact
Final Rank	9
Fastest Section Time (Section)	0:11.42 (400m)
Top Speed [km/h] (Section)	64.0 (400m)
Race State	Finished



Sunshine Coast QLD Professional

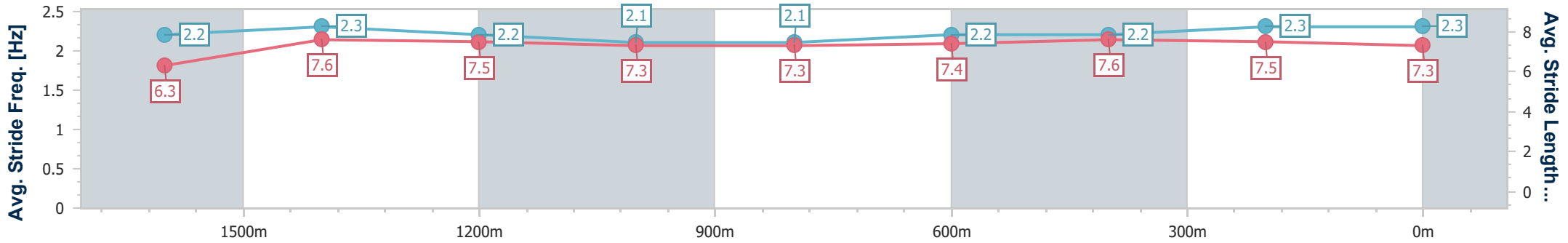
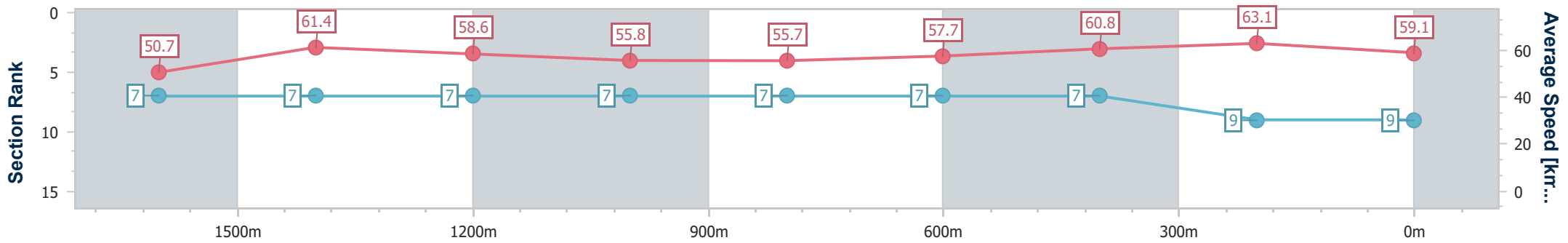
Race 7: Grill'd Healthy Burgers Class 2 Handicap - 1800m



29 November 2024 - 20:53

Track Rating: Soft 5, Weather: Overcast, Rail Position: +5m Entire

Section	Overall	1600m	1400m	1200m	1000m	800m	600m	400m	200m
Section Times	1:52.24 [9] (0:14.36)	1:37.88 [7] (0:11.81)	1:26.07 [7] (0:12.33)	1:13.74 [7] (0:12.93)	1:00.81 [7] (0:12.96)	0:47.85 [7] (0:12.44)	0:35.41 [7] (0:11.81)	0:23.60 [7] (0:11.42)	0:12.18 [9] (0:12.18)
Average Speed [km/h]	50.7	61.4	58.6	55.8	55.7	57.7	60.8	63.1	59.1
Top Speed [km/h]	62.7	62.7	60.6	56.8	56.4	59.3	63.4	64.0	61.3
Avg. Dist. to Rail [m]	5.3	2.3	2.1	1.7	1.5	0.4	0.7	0.2	0.7
Avg. Stride Freq. [Hz]	2.2	2.3	2.2	2.1	2.1	2.2	2.2	2.3	2.3
Avg. Stride Length [m]	6.3	7.6	7.5	7.3	7.3	7.4	7.6	7.5	7.3



- [] Ranking at each section and finish
- .-.- No data available at this section
- NA No data available



Horse/Jockey Name	Ginasue
Final Rank	10
Fastest Section Time (Section)	0:11.37 (400m)
Top Speed [km/h] (Section)	64.3 (400m)
Race State	Finished



Sunshine Coast QLD Professional

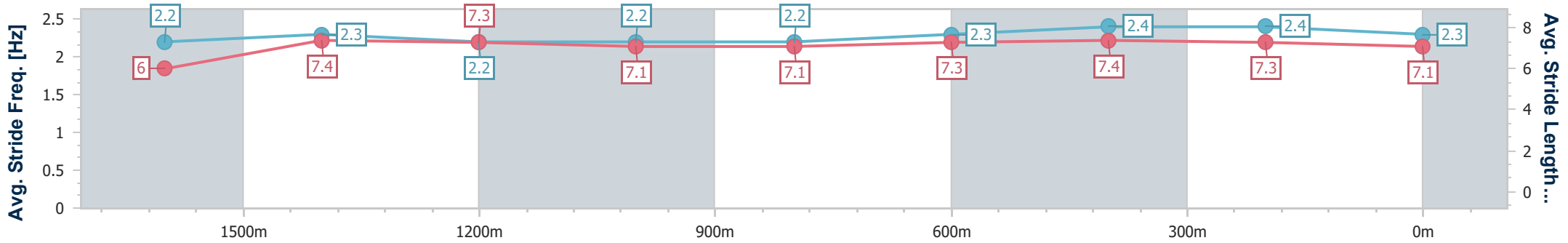
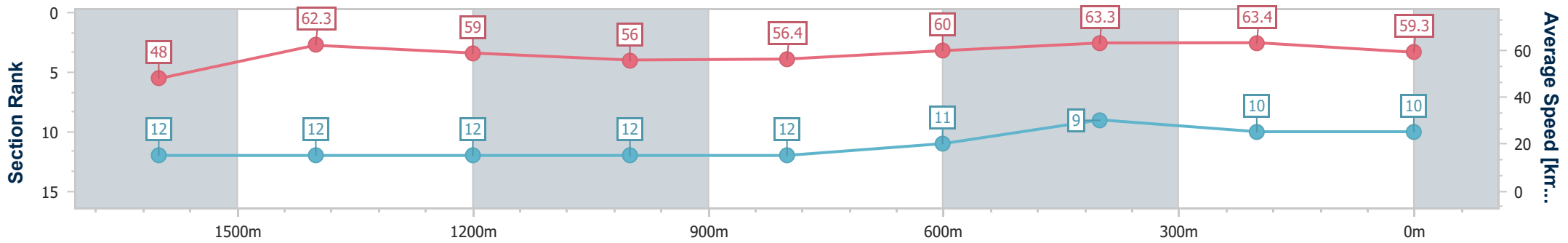
Race 7: Grill'd Healthy Burgers Class 2 Handicap - 1800m



29 November 2024 - 20:53

Track Rating: Soft 5, Weather: Overcast, Rail Position: +5m Entire

Section	Overall	1600m	1400m	1200m	1000m	800m	600m	400m	200m				
Section Times	1:52.26 [10] (0:15.09)	1:37.17 [12] (0:11.68)	1:25.49 [12] (0:12.38)	1:13.11 [12] (0:12.90)	1:00.21 [12] (0:12.92)	0:47.29 [12] (0:12.16)	0:35.13 [11] (0:11.61)	0:23.52 [9] (0:11.37)	0:12.15 [10] (0:12.15)				
Average Speed [km/h]	48.0	62.3	59.0	56.0	56.4	60.0	63.3	63.4	59.3				
Top Speed [km/h]	62.0	64.2	60.3	59.1	57.8	63.3	63.9	64.3	61.9				
Avg. Dist. to Rail [m]	6.3	4.0	5.2	5.4	4.7	2.6	3.5	6.4	5.6				
Avg. Stride Freq. [Hz]	2.2	2.3	2.2	2.2	2.2	2.3	2.4	2.4	2.3				
Avg. Stride Length [m]	6.0	7.4	7.3	7.1	7.1	7.3	7.4	7.3	7.1				



- [] Ranking at each section and finish
- .-.- No data available at this section
- NA No data available



Horse/Jockey Name	Lika Wreckin' Ball
Final Rank	11
Fastest Section Time (Section)	0:11.44 (400m)
Top Speed [km/h] (Section)	64.6 (Overall)
Race State	Finished



Sunshine Coast QLD Professional

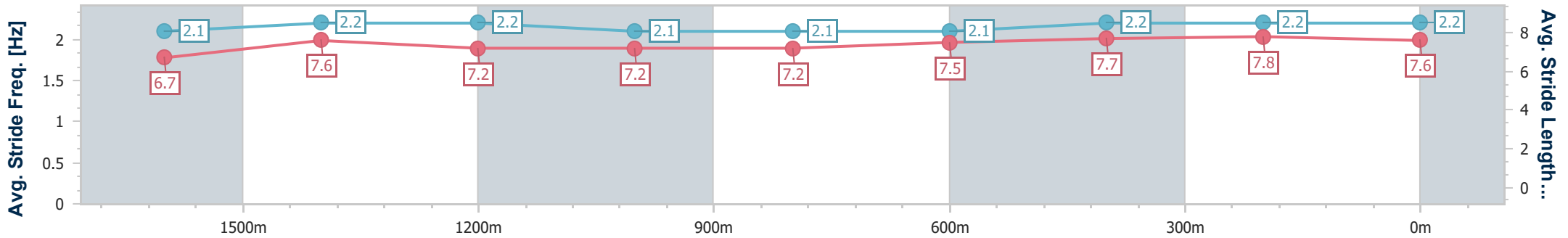
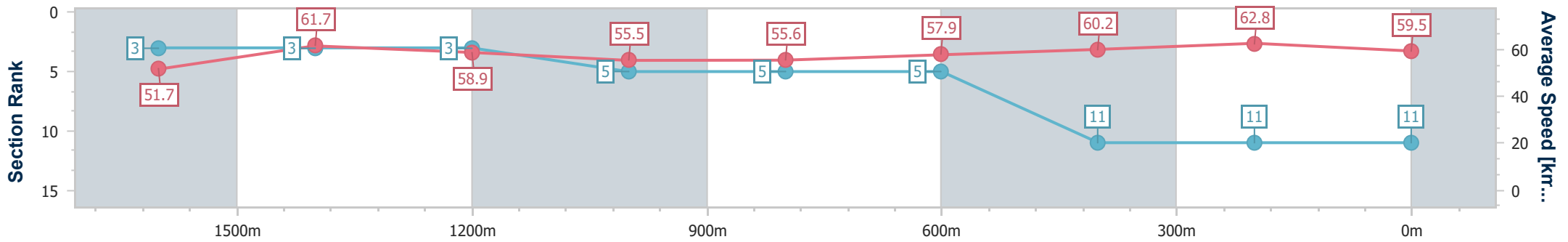
Race 7: Grill'd Healthy Burgers Class 2 Handicap - 1800m



29 November 2024 - 20:53

Track Rating: Soft 5, Weather: Overcast, Rail Position: +5m Entire

Section	Overall	1600m	1400m	1200m	1000m	800m	600m	400m	200m			
Section Times	1:52.38 [11] (0:14.00)	1:38.38 [3] (0:11.78)	1:26.60 [3] (0:12.32)	1:14.28 [3] (0:13.01)	1:01.27 [5] (0:13.05)	0:48.22 [5] (0:12.57)	0:35.65 [5] (0:12.09)	0:23.56 [11] (0:11.44)	0:12.12 [11] (0:12.12)			
Average Speed [km/h]	51.7	61.7	58.9	55.5	55.6	57.9	60.2	62.8	59.5			
Top Speed [km/h]	64.6	64.1	60.5	57.2	57.3	59.3	62.1	63.7	61.9			
Avg. Dist. to Rail [m]	3.5	2.8	3.0	2.9	2.8	2.0	1.8	4.0	4.4			
Avg. Stride Freq. [Hz]	2.1	2.2	2.2	2.1	2.1	2.1	2.2	2.2	2.2			
Avg. Stride Length [m]	6.7	7.6	7.2	7.2	7.2	7.5	7.7	7.8	7.6			



- [] Ranking at each section and finish
- .-.- No data available at this section
- NA No data available



Horse/Jockey Name	Lost My Nightie
Final Rank	12
Fastest Section Time (Section)	0:11.33 (400m)
Top Speed [km/h] (Section)	64.5 (400m)
Race State	Finished



Sunshine Coast QLD Professional

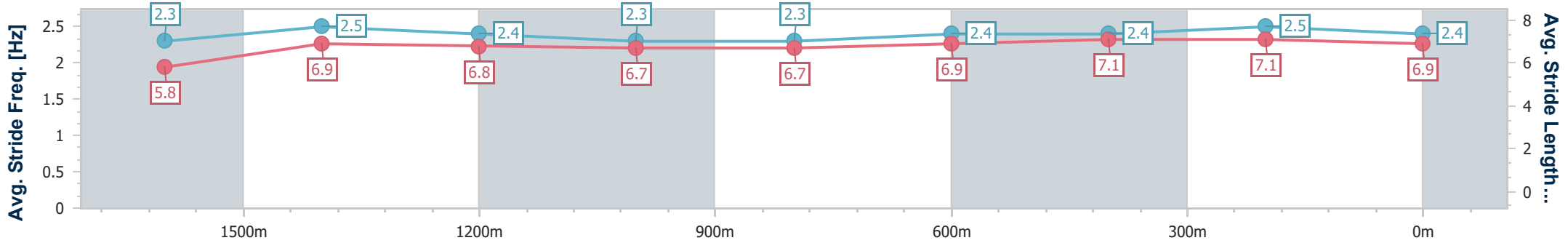
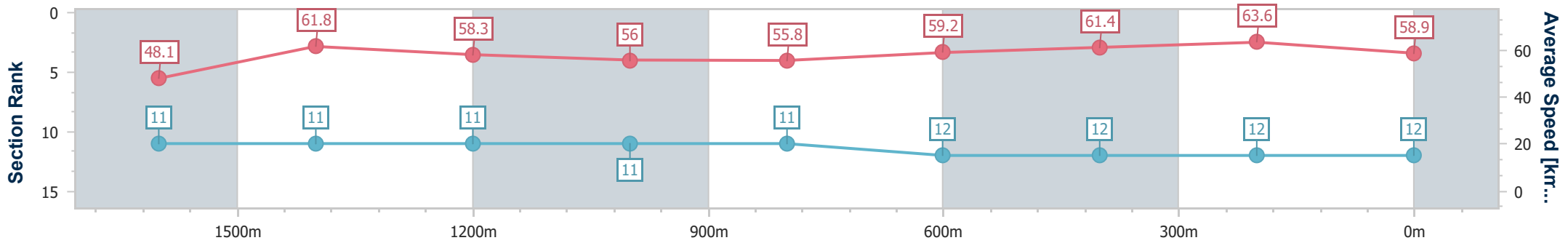
Race 7: Grill'd Healthy Burgers Class 2 Handicap - 1800m



29 November 2024 - 20:53

Track Rating: Soft 5, Weather: Overcast, Rail Position: +5m Entire

Section	Overall	1600m	1400m	1200m	1000m	800m	600m	400m	200m			
Section Times	1:52.53 [12] (0:15.01)	1:37.52 [11] (0:11.64)	1:25.88 [11] (0:12.40)	1:13.48 [11] (0:12.90)	1:00.58 [11] (0:12.96)	0:47.62 [11] (0:12.30)	0:35.32 [12] (0:11.77)	0:23.55 [12] (0:11.33)	0:12.22 [12] (0:12.22)			
Average Speed [km/h]	48.1	61.8	58.3	56.0	55.8	59.2	61.4	63.6	58.9			
Top Speed [km/h]	61.2	63.9	60.6	58.7	57.4	62.7	63.5	64.5	62.8			
Avg. Dist. to Rail [m]	4.0	0.6	1.7	2.3	2.2	1.6	1.1	1.3	1.4			
Avg. Stride Freq. [Hz]	2.3	2.5	2.4	2.3	2.3	2.4	2.4	2.5	2.4			
Avg. Stride Length [m]	5.8	6.9	6.8	6.7	6.7	6.9	7.1	7.1	6.9			



- [] Ranking at each section and finish
- .-.- No data available at this section
- NA No data available