



Rockhampton QLD Professional

Race 6: CAPRICORNIA YEARLING ENTRIES OPEN QTIS RATINGS BAND

0 - 55 Handicap - 1300m

29 November 2024 - 16:04



Track Rating: Soft 5, Weather: Overcast, Rail Position: +6.5m Entire

Section		Overall	1200m	1000m	800m	600m	400m	Last 600m				
Field Times		1:17.17 (0:07.51)	1:09.66 (0:11.01)	0:58.65 (0:11.44)	0:47.21 (0:11.74)	0:35.47 (0:11.46)	0:24.01 (0:11.46)	0:35.47				
Rank	TAB Horse/Jockey	Barrier	Top Speed [km/h]	Fastest Section								Distance Travelled [m]
1	9 BORNEES LAD Brodie Moffat	4	68.7	0:07.51	1:17.17 [1] (0:07.51)	1:09.66 [1] (0:11.02)	0:58.64 [2] (0:11.43)	0:47.21 [1] (0:11.74)	0:35.47 [1] (0:11.46)	0:24.01 [1] (0:11.46)	0:35.47	
2	4 WOODSTOCK ROCK Ashley Butler	5	66.1	0:07.66	1:17.17 [2] (0:07.66)	1:09.51 [4] (0:11.01)	0:58.50 [3] (0:11.50)	0:47.00 [4] (0:11.92)	0:35.08 [4] (0:11.31)	0:23.77 [3] (0:11.36)	0:35.08	+11
3	10 HOLY CROWN Warwick Satherley	11	67.7	0:07.56	1:17.34 [3] (0:07.56)	1:09.78 [2] (0:10.96)	0:58.82 [1] (0:11.56)	0:47.26 [2] (0:11.79)	0:35.47 [2] (0:11.31)	0:24.16 [2] (0:11.48)	0:35.47	+9
4	5 THE HAIRDRESSER Justin Stanley	10	66.8	0:08.29	1:17.38 [4] (0:08.29)	1:09.09 [10] (0:11.54)	0:57.55 [10] (0:11.54)	0:46.01 [10] (0:11.61)	0:34.40 [10] (0:10.98)	0:23.42 [10] (0:11.36)	0:34.40	-2
5	1 GENERAL WOLFFE Chelsea Baker	1	65.7	0:07.72	1:17.43 [5] (0:07.72)	1:09.71 [6] (0:11.47)	0:58.24 [7] (0:11.61)	0:46.63 [7] (0:11.67)	0:34.96 [7] (0:11.30)	0:23.66 [7] (0:11.33)	0:34.96	+0
6	7 YEAH COPY Madeleine Wishart	3	65.7	0:07.78	1:17.45 [6] (0:07.78)	1:09.67 [7] (0:11.32)	0:58.35 [6] (0:11.46)	0:46.89 [6] (0:11.73)	0:35.16 [6] (0:11.27)	0:23.89 [6] (0:11.36)	0:35.16	+8
7	8 SHEKINAH Tasha Chambers	7	65.9	0:07.70	1:17.89 [7] (0:07.70)	1:10.19 [5] (0:11.17)	0:59.02 [5] (0:11.61)	0:47.41 [5] (0:11.80)	0:35.61 [5] (0:11.26)	0:24.35 [5] (0:11.52)	0:35.61	+9
8	6 TOUR DE FIELD Adam Sewell	8	65.3	0:08.19	1:17.90 [8] (0:08.19)	1:09.71 [9] (0:11.29)	0:58.42 [9] (0:11.42)	0:47.00 [8] (0:11.74)	0:35.26 [9] (0:11.28)	0:23.98 [9] (0:11.38)	0:35.26	+4
9	2 CANNON HILL Michael Murphy	9	65.4	0:07.99	1:18.12 [9] (0:07.99)	1:10.13 [8] (0:11.46)	0:58.67 [8] (0:11.48)	0:47.19 [9] (0:11.61)	0:35.58 [8] (0:11.29)	0:24.29 [8] (0:11.58)	0:35.58	+4
10	3 MASONRY MAN Jackson Murphy	2	67.5	0:07.60	1:18.86 [10] (0:07.60)	1:11.26 [3] (0:11.10)	1:00.16 [4] (0:11.40)	0:48.76 [3] (0:11.88)	0:36.88 [3] (0:11.55)	0:25.33 [4] (0:11.83)	0:36.88	+1

[] Ranking at each section and finish
 -:-:- No data available at this section
 NA No data available

SCN Saddle cloth number
 DNF Did not finish
 DNT Did not track



Rockhampton QLD Professional
Race 6: CAPRICORNIA YEARLING ENTRIES OPEN QTIS RATINGS BAND
0 - 55 Handicap - 1300m
29 November 2024 - 16:04



Track Rating: Soft 5, Weather: Overcast, Rail Position: +6.5m Entire

Section	Overall	1200m	1000m	800m	600m	400m	Last 600m
Field Times	1:17.17 (0:07.51)	1:09.66 (0:11.01)	0:58.65 (0:11.44)	0:47.21 (0:11.74)	0:35.47 (0:11.46)	0:24.01 (0:11.46)	0:35.47

Rank	TAB	Horse/Jockey	Barrier	Top Speed [km/h]	Fastest Section	Overall	1200m	1000m	800m	600m	400m	Last 600m	Distance Travelled [m]
11	11	STREET NEEDS	6	65.4	0:08.46	1:19.53 [11]	1:11.07 [11]	0:59.54 [11]	0:48.08 [11]	0:36.07 [11]	0:24.47 [11]	0:36.07	+5
		Raul Silvera Olivera		1000m	Overall	(0:08.46)	(0:11.53)	(0:11.46)	(0:12.01)	(0:11.60)	(0:11.84)		

[] Ranking at each section and finish
 -:-:- No data available at this section
 NA No data available

SCN Saddle cloth number
 DNF Did not finish
 DNT Did not track



Rockhampton QLD Professional

Race 6: CAPRICORNIA YEARLING ENTRIES OPEN QTIS RATINGS BAND

0 - 55 Handicap - 1300m

29 November 2024 - 16:04



Track Rating: Soft 5, Weather: Overcast, Rail Position: +6.5m Entire

Section				200m				Last 600m	
Field Times				0:12.55 (0:12.55)				0:35.47	
Rank	TAB	Horse/Jockey	Barrier	Top Speed [km/h]	Fastest Section	Margin			Distance Travelled [m]
1	9	BORNEES LAD Brodie Moffat	4	68.7 1200m	0:07.51 Overall	0:12.55 [1] (0:12.55)	1:17.17		0:35.47
2	4	WOODSTOCK ROCK Ashley Butler	5	66.1 1200m	0:07.66 Overall	0:12.41 [3] (0:12.41)	0.05L		0:35.08 +11
3	10	HOLY CROWN Warwick Satherley	11	67.7 1200m	0:07.56 Overall	0:12.68 [2] (0:12.68)	1.03L		0:35.47 +9
4	5	THE HAIRDRESSER Justin Stanley	10	66.8 400m	0:08.29 Overall	0:12.06 [8] (0:12.06)	1.25L		0:34.40 -2
5	1	GENERAL WOLFFE Chelsea Baker	1	65.7 600m	0:07.72 Overall	0:12.33 [6] (0:12.33)	1.53L		0:34.96 +0
6	7	YEAH COPY Madeleine Wishart	3	65.7 600m	0:07.78 Overall	0:12.53 [4] (0:12.53)	1.65L		0:35.16 +8
7	8	SHEKINAH Tasha Chambers	7	65.9 1200m	0:07.70 Overall	0:12.83 [5] (0:12.83)	4.27L		0:35.61 +9
8	6	TOUR DE FIELD Adam Sewell	8	65.3 1200m	0:08.19 Overall	0:12.60 [7] (0:12.60)	4.29L		0:35.26 +4
9	2	CANNON HILL Michael Murphy	9	65.4 1000m	0:07.99 Overall	0:12.71 [10] (0:12.71)	5.59L		0:35.58 +4
10	3	MASONRY MAN Jackson Murphy	2	67.5 1200m	0:07.60 Overall	0:13.50 [9] (0:13.50)	9.97L		0:36.88 +1

[] Ranking at each section and finish
 -:-:- No data available at this section
 NA No data available

SCN Saddle cloth number
 DNF Did not finish
 DNT Did not track



Rockhampton QLD Professional
Race 6: CAPRICORNIA YEARLING ENTRIES OPEN QTIS RATINGS BAND
0 - 55 Handicap - 1300m
29 November 2024 - 16:04



Track Rating: Soft 5, Weather: Overcast, Rail Position: +6.5m Entire

Section							200m			Last 600m
Field Times							0:12.55 (0:12.55)			0:35.47
Rank	TAB	Horse/Jockey	Barrier	Top Speed [km/h]	Fastest Section	Margin			Distance Travelled [m]	
11	11	STREET NEEDS	6	65.4	0:08.46	0:12.63 [11]	13.91L		0:36.07	+5
		Raul Silvera Olivera		1000m	Overall	(0:12.63)				

[] Ranking at each section and finish
 -:-:-:- No data available at this section
 NA No data available

SCN Saddle cloth number
 DNF Did not finish
 DNT Did not track



Horse/Jockey Name	Bornees Lad
Final Rank	1
Fastest Section Time (Section)	0:07.51 (Overall)
Top Speed [km/h] (Section)	68.7 (1200m)
Race State	Finished



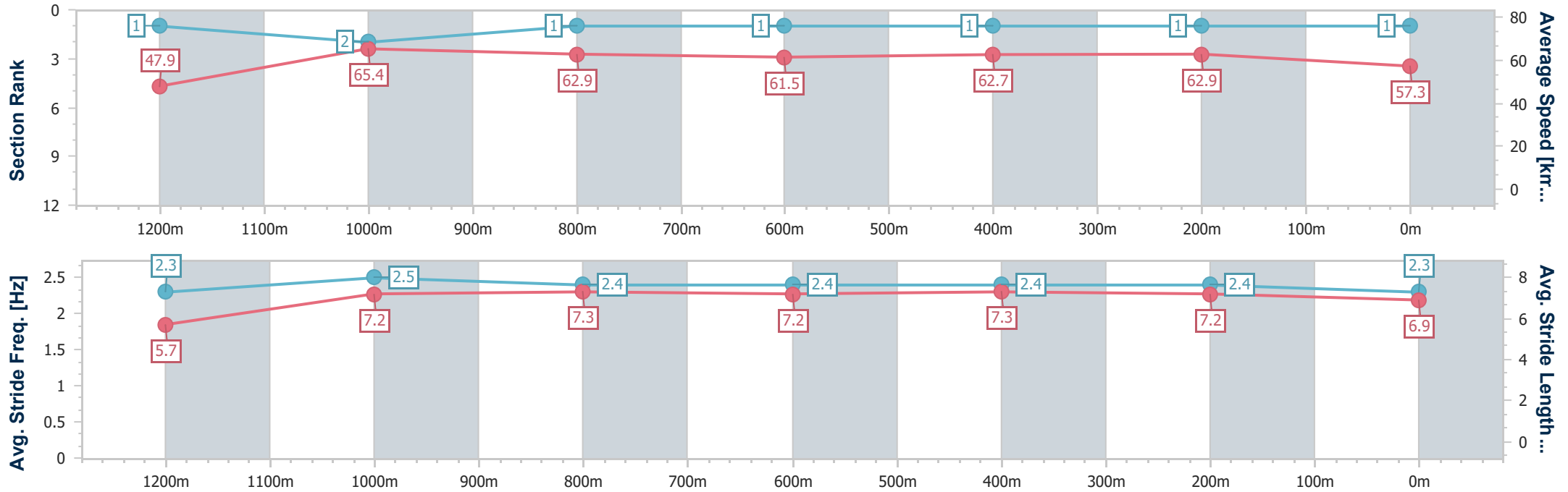
Rockhampton QLD Professional
 Race 6: CAPRICORNIA YEARLING ENTRIES OPEN QTIS
 RATINGS BAND 0 - 55 Handicap - 1300m



29 November 2024 - 16:04

Track Rating: Soft 5, Weather: Overcast, Rail Position: +6.5m Entire

Section	Overall	1200m	1000m	800m	600m	400m	200m
Section Times	1:17.17 [1] (0:07.51)	1:09.66 [1] (0:11.02)	0:58.64 [2] (0:11.43)	0:47.21 [1] (0:11.74)	0:35.47 [1] (0:11.46)	0:24.01 [1] (0:11.46)	0:12.55 [1] (0:12.55)
Average Speed [km/h]	47.9	65.4	62.9	61.5	62.7	62.9	57.3
Top Speed [km/h]	61.6	68.7	65.6	63.2	64.3	64.8	61.6
Avg. Dist. to Rail [m]	2.6	0.8	0.2	0.4	1.1	1.8	2.3
Avg. Stride Freq. [Hz]	2.3	2.5	2.4	2.4	2.4	2.4	2.3
Avg. Stride Length [m]	5.7	7.2	7.3	7.2	7.3	7.2	6.9



- [] Ranking at each section and finish
- .-.- No data available at this section
- NA No data available



Horse/Jockey Name	Woodstock Rock
Final Rank	2
Fastest Section Time (Section)	0:07.66 (Overall)
Top Speed [km/h] (Section)	66.1 (1200m)
Race State	Finished



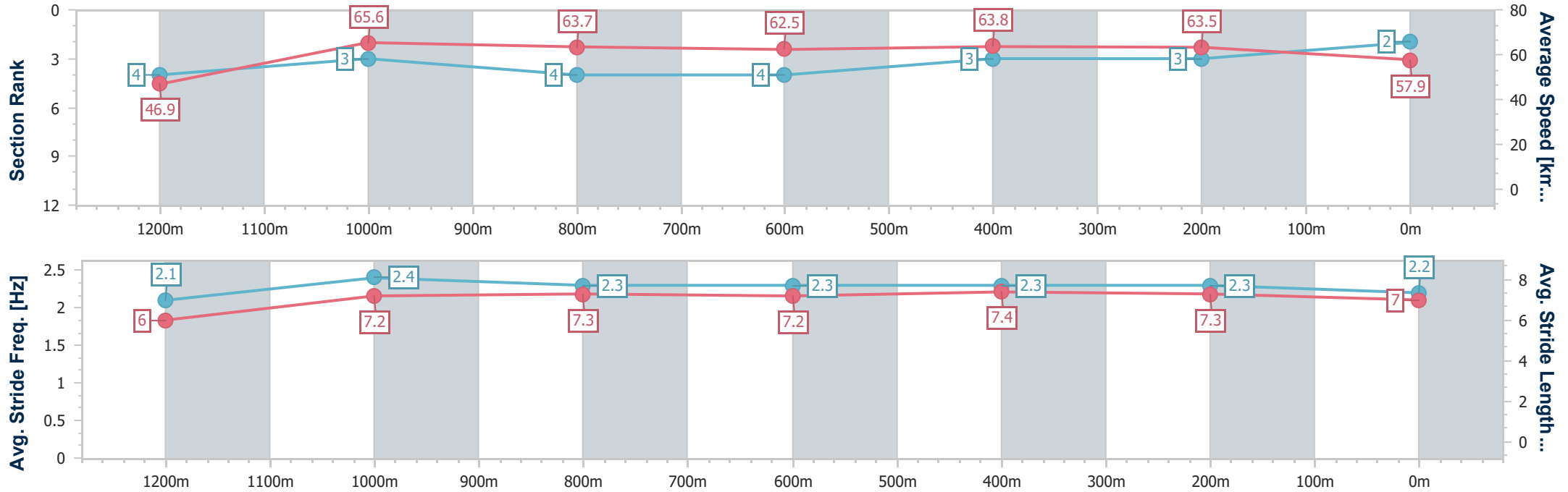
Rockhampton QLD Professional
 Race 6: CAPRICORNIA YEARLING ENTRIES OPEN QTIS
 RATINGS BAND 0 - 55 Handicap - 1300m



29 November 2024 - 16:04

Track Rating: Soft 5, Weather: Overcast, Rail Position: +6.5m Entire

Section	Overall	1200m	1000m	800m	600m	400m	200m
Section Times	1:17.17 [2] (0:07.66)	1:09.51 [4] (0:11.01)	0:58.50 [3] (0:11.50)	0:47.00 [4] (0:11.92)	0:35.08 [4] (0:11.31)	0:23.77 [3] (0:11.36)	0:12.41 [3] (0:12.41)
Average Speed [km/h]	46.9	65.6	63.7	62.5	63.8	63.5	57.9
Top Speed [km/h]	63.0	66.1	65.1	63.1	65.5	65.5	60.4
Avg. Dist. to Rail [m]	3.9	2.1	2.3	4.5	4.0	5.7	7.0
Avg. Stride Freq. [Hz]	2.1	2.4	2.3	2.3	2.3	2.3	2.2
Avg. Stride Length [m]	6.0	7.2	7.3	7.2	7.4	7.3	7.0



- [] Ranking at each section and finish
- .-.- No data available at this section
- NA No data available



Horse/Jockey Name	Holy Crown
Final Rank	3
Fastest Section Time (Section)	0:07.56 (Overall)
Top Speed [km/h] (Section)	67.7 (1200m)
Race State	Finished



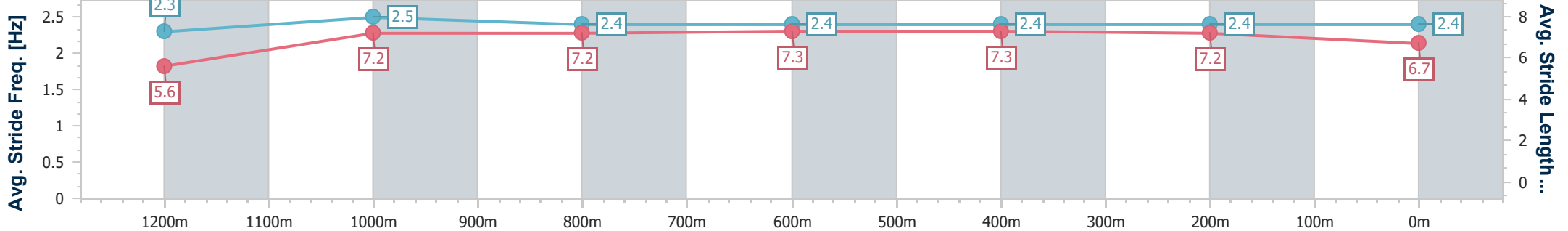
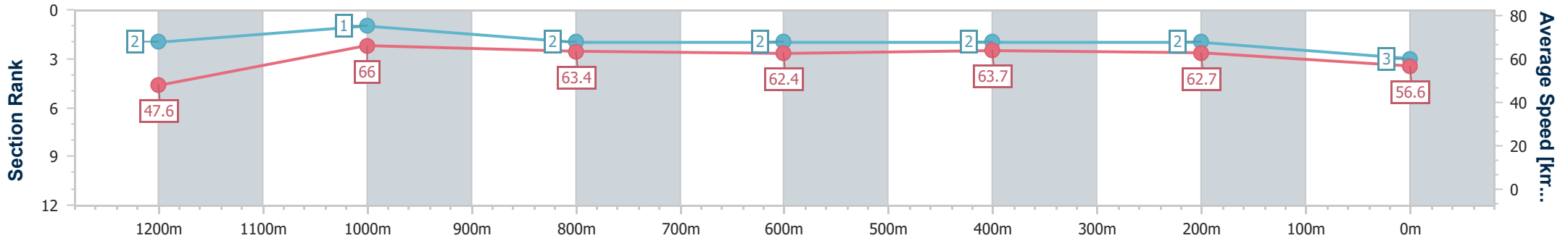
Rockhampton QLD Professional
 Race 6: CAPRICORNIA YEARLING ENTRIES OPEN QTIS
 RATINGS BAND 0 - 55 Handicap - 1300m



29 November 2024 - 16:04

Track Rating: Soft 5, Weather: Overcast, Rail Position: +6.5m Entire

Section	Overall	1200m	1000m	800m	600m	400m	200m
Section Times	1:17.34 [3] (0:07.56)	1:09.78 [2] (0:10.96)	0:58.82 [1] (0:11.56)	0:47.26 [2] (0:11.79)	0:35.47 [2] (0:11.31)	0:24.16 [2] (0:11.48)	0:12.68 [2] (0:12.68)
Average Speed [km/h]	47.6	66.0	63.4	62.4	63.7	62.7	56.6
Top Speed [km/h]	62.6	67.7	66.9	64.1	65.8	65.4	61.2
Avg. Dist. to Rail [m]	6.9	2.9	3.1	2.9	3.6	3.4	3.2
Avg. Stride Freq. [Hz]	2.3	2.5	2.4	2.4	2.4	2.4	2.4
Avg. Stride Length [m]	5.6	7.2	7.2	7.3	7.3	7.2	6.7



- [] Ranking at each section and finish
- .-.- No data available at this section
- NA No data available



Horse/Jockey Name	The Hairdresser
Final Rank	4
Fastest Section Time (Section)	0:08.29 (Overall)
Top Speed [km/h] (Section)	66.8 (400m)
Race State	Finished



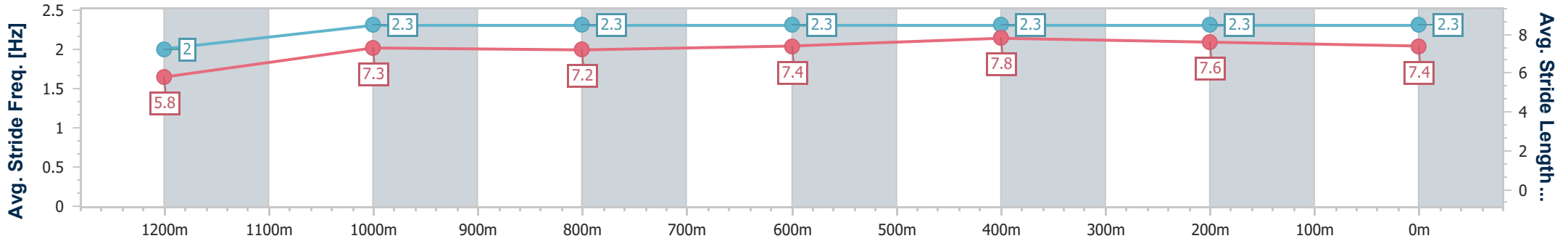
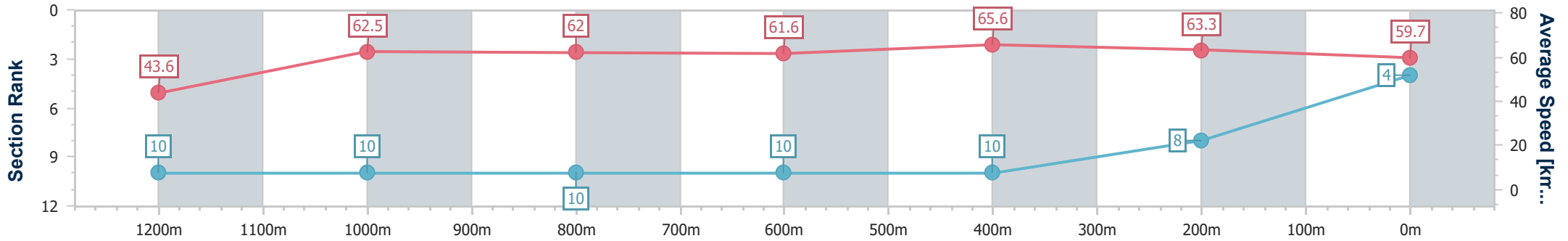
Rockhampton QLD Professional
 Race 6: CAPRICORNIA YEARLING ENTRIES OPEN QTIS
 RATINGS BAND 0 - 55 Handicap - 1300m



29 November 2024 - 16:04

Track Rating: Soft 5, Weather: Overcast, Rail Position: +6.5m Entire

Section	Overall	1200m	1000m	800m	600m	400m	200m
Section Times	1:17.38 [4] (0:08.29)	1:09.09 [10] (0:11.54)	0:57.55 [10] (0:11.54)	0:46.01 [10] (0:11.61)	0:34.40 [10] (0:10.98)	0:23.42 [10] (0:11.36)	0:12.06 [8]
Average Speed [km/h]	43.6	62.5	62.0	61.6	65.6	63.3	59.7
Top Speed [km/h]	58.1	63.9	64.0	63.6	66.7	66.8	63.4
Avg. Dist. to Rail [m]	6.7	0.3	0.8	0.9	1.8	3.5	3.1
Avg. Stride Freq. [Hz]	2.0	2.3	2.3	2.3	2.3	2.3	2.3
Avg. Stride Length [m]	5.8	7.3	7.2	7.4	7.8	7.6	7.4



- [] Ranking at each section and finish
- .-.- No data available at this section
- NA No data available



Horse/Jockey Name	General Wolffe
Final Rank	5
Fastest Section Time (Section)	0:07.72 (Overall)
Top Speed [km/h] (Section)	65.7 (600m)
Race State	Finished



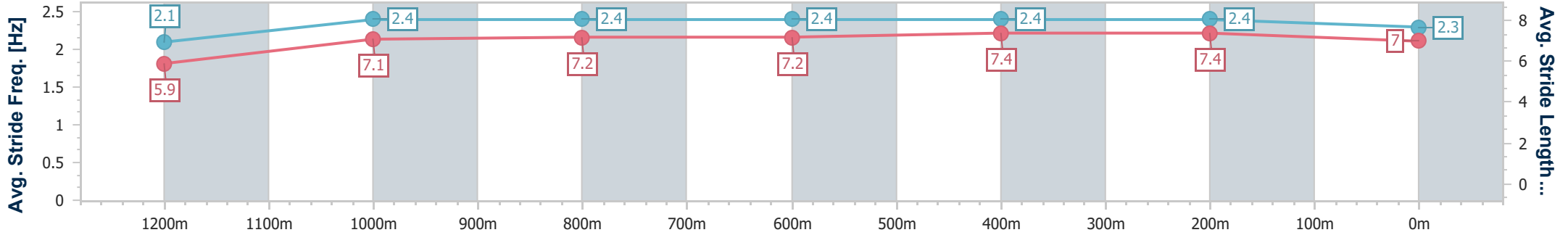
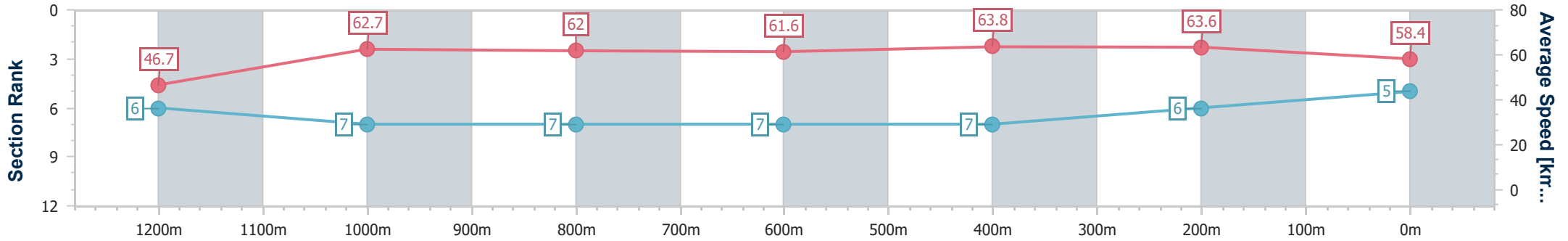
Rockhampton QLD Professional
 Race 6: CAPRICORNIA YEARLING ENTRIES OPEN QTIS
 RATINGS BAND 0 - 55 Handicap - 1300m



29 November 2024 - 16:04

Track Rating: Soft 5, Weather: Overcast, Rail Position: +6.5m Entire

Section	Overall	1200m	1000m	800m	600m	400m	200m
Section Times	1:17.43 [5] (0:07.72)	1:09.71 [6] (0:11.47)	0:58.24 [7] (0:11.61)	0:46.63 [7] (0:11.67)	0:34.96 [7] (0:11.30)	0:23.66 [7] (0:11.33)	0:12.33 [6] (0:12.33)
Average Speed [km/h]	46.7	62.7	62.0	61.6	63.8	63.6	58.4
Top Speed [km/h]	61.0	64.7	64.7	62.9	65.7	64.8	62.3
Avg. Dist. to Rail [m]	0.5	0.4	0.4	0.6	1.8	3.1	3.1
Avg. Stride Freq. [Hz]	2.1	2.4	2.4	2.4	2.4	2.4	2.3
Avg. Stride Length [m]	5.9	7.1	7.2	7.2	7.4	7.4	7.0



- [] Ranking at each section and finish
- .-.- No data available at this section
- NA No data available



Horse/Jockey Name	Yeah Copy
Final Rank	6
Fastest Section Time (Section)	0:07.78 (Overall)
Top Speed [km/h] (Section)	65.7 (600m)
Race State	Finished



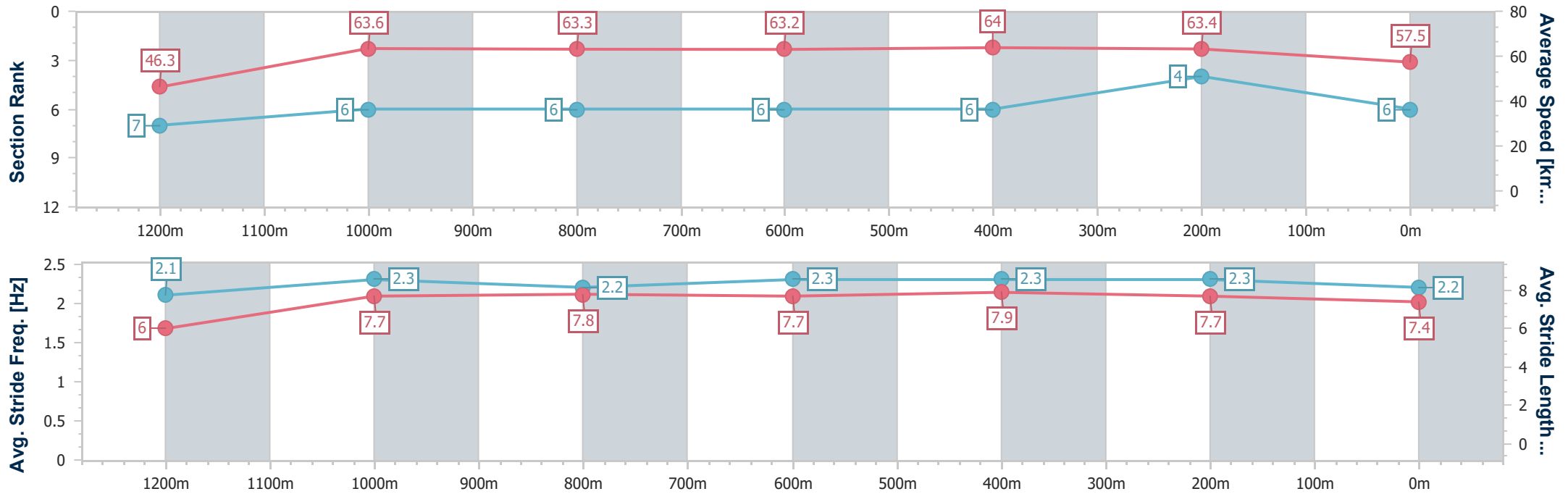
Rockhampton QLD Professional
 Race 6: CAPRICORNIA YEARLING ENTRIES OPEN QTIS
 RATINGS BAND 0 - 55 Handicap - 1300m



29 November 2024 - 16:04

Track Rating: Soft 5, Weather: Overcast, Rail Position: +6.5m Entire

Section	Overall	1200m	1000m	800m	600m	400m	200m
Section Times	1:17.45 [6] (0:07.78)	1:09.67 [7] (0:11.32)	0:58.35 [6] (0:11.46)	0:46.89 [6] (0:11.73)	0:35.16 [6] (0:11.27)	0:23.89 [6] (0:11.36)	0:12.53 [4] (0:12.53)
Average Speed [km/h]	46.3	63.6	63.3	63.2	64.0	63.4	57.5
Top Speed [km/h]	60.6	64.7	65.2	64.2	65.7	65.6	60.9
Avg. Dist. to Rail [m]	1.7	0.2	1.1	3.8	5.4	7.2	7.4
Avg. Stride Freq. [Hz]	2.1	2.3	2.2	2.3	2.3	2.3	2.2
Avg. Stride Length [m]	6.0	7.7	7.8	7.7	7.9	7.7	7.4



- [] Ranking at each section and finish
- .-.- No data available at this section
- NA No data available



Horse/Jockey Name	Shekinah
Final Rank	7
Fastest Section Time (Section)	0:07.70 (Overall)
Top Speed [km/h] (Section)	65.9 (1200m)
Race State	Finished



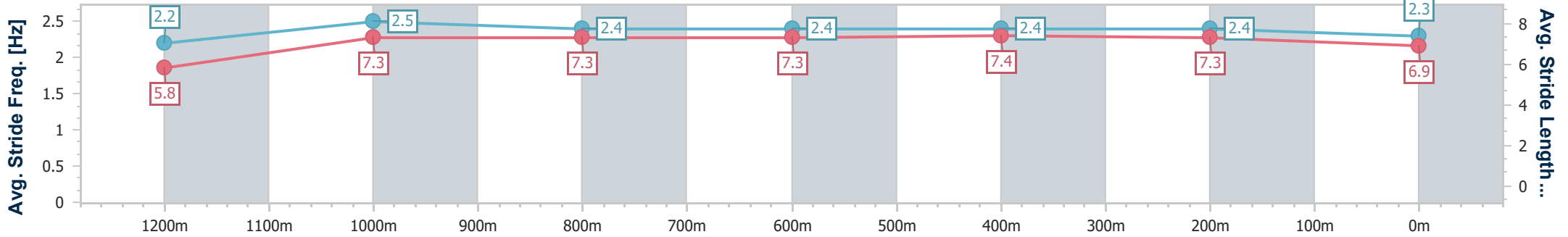
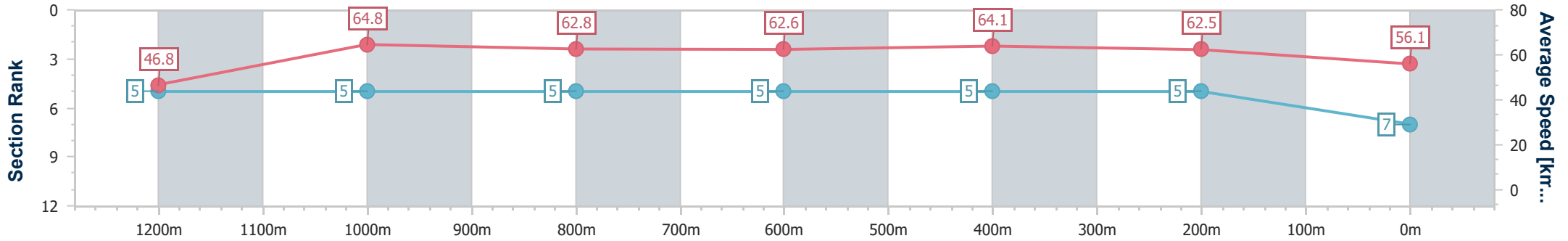
Rockhampton QLD Professional
 Race 6: CAPRICORNIA YEARLING ENTRIES OPEN QTIS
 RATINGS BAND 0 - 55 Handicap - 1300m



29 November 2024 - 16:04

Track Rating: Soft 5, Weather: Overcast, Rail Position: +6.5m Entire

Section	Overall	1200m	1000m	800m	600m	400m	200m
Section Times	1:17.89 [7] (0:07.70)	1:10.19 [5] (0:11.17)	0:59.02 [5] (0:11.61)	0:47.41 [5] (0:11.80)	0:35.61 [5] (0:11.26)	0:24.35 [5] (0:11.52)	0:12.83 [5] (0:12.83)
Average Speed [km/h]	46.8	64.8	62.8	62.6	64.1	62.5	56.1
Top Speed [km/h]	61.3	65.9	65.0	63.8	65.0	65.1	59.8
Avg. Dist. to Rail [m]	5.3	2.0	2.2	3.2	4.9	6.6	6.4
Avg. Stride Freq. [Hz]	2.2	2.5	2.4	2.4	2.4	2.4	2.3
Avg. Stride Length [m]	5.8	7.3	7.3	7.3	7.4	7.3	6.9



- [] Ranking at each section and finish
- .-.- No data available at this section
- NA No data available



Horse/Jockey Name	Tour De Field
Final Rank	8
Fastest Section Time (Section)	0:08.19 (Overall)
Top Speed [km/h] (Section)	65.3 (1200m)
Race State	Finished



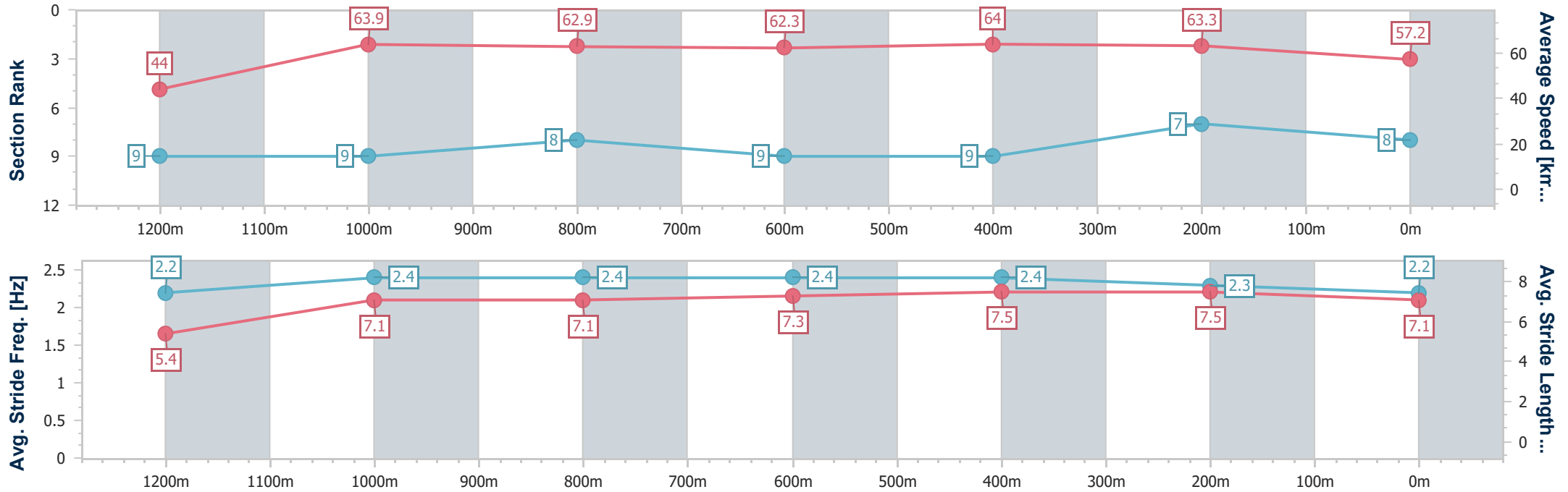
Rockhampton QLD Professional
 Race 6: CAPRICORNIA YEARLING ENTRIES OPEN QTIS
 RATINGS BAND 0 - 55 Handicap - 1300m



29 November 2024 - 16:04

Track Rating: Soft 5, Weather: Overcast, Rail Position: +6.5m Entire

Section	Overall	1200m	1000m	800m	600m	400m	200m
Section Times	1:17.90 [8] (0:08.19)	1:09.71 [9] (0:11.29)	0:58.42 [9] (0:11.42)	0:47.00 [8] (0:11.74)	0:35.26 [9] (0:11.28)	0:23.98 [9] (0:11.38)	0:12.60 [7] (0:12.60)
Average Speed [km/h]	44.0	63.9	62.9	62.3	64.0	63.3	57.2
Top Speed [km/h]	62.0	65.3	65.0	64.0	65.2	64.0	61.7
Avg. Dist. to Rail [m]	4.8	0.2	0.4	2.0	4.0	5.2	6.7
Avg. Stride Freq. [Hz]	2.2	2.4	2.4	2.4	2.4	2.3	2.2
Avg. Stride Length [m]	5.4	7.1	7.1	7.3	7.5	7.5	7.1



- [] Ranking at each section and finish
- .-.- No data available at this section
- NA No data available



Horse/Jockey Name	Cannon Hill
Final Rank	9
Fastest Section Time (Section)	0:07.99 (Overall)
Top Speed [km/h] (Section)	65.4 (1000m)
Race State	Finished



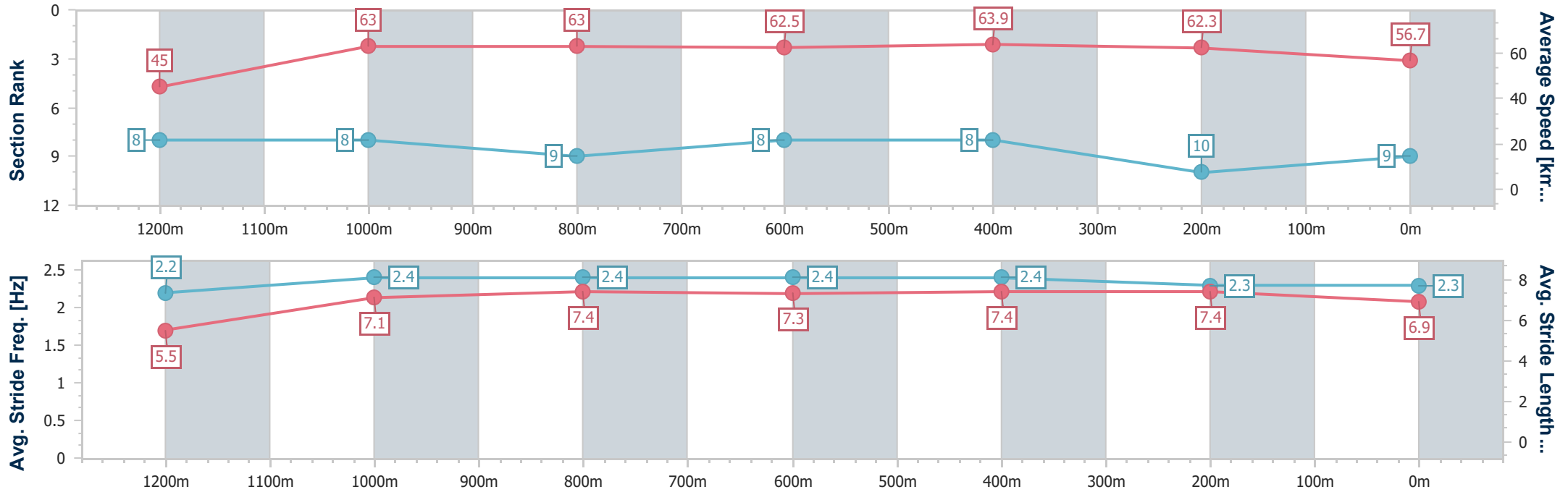
Rockhampton QLD Professional
 Race 6: CAPRICORNIA YEARLING ENTRIES OPEN QTIS
 RATINGS BAND 0 - 55 Handicap - 1300m



29 November 2024 - 16:04

Track Rating: Soft 5, Weather: Overcast, Rail Position: +6.5m Entire

Section	Overall	1200m	1000m	800m	600m	400m	200m
Section Times	1:18.12 [9] (0:07.99)	1:10.13 [8] (0:11.46)	0:58.67 [8] (0:11.48)	0:47.19 [9] (0:11.61)	0:35.58 [8] (0:11.29)	0:24.29 [8] (0:11.58)	0:12.71 [10] (0:12.71)
Average Speed [km/h]	45.0	63.0	63.0	62.5	63.9	62.3	56.7
Top Speed [km/h]	60.2	64.6	65.4	64.0	64.9	64.3	59.9
Avg. Dist. to Rail [m]	5.4	0.9	1.0	1.1	3.8	5.5	7.2
Avg. Stride Freq. [Hz]	2.2	2.4	2.4	2.4	2.4	2.3	2.3
Avg. Stride Length [m]	5.5	7.1	7.4	7.3	7.4	7.4	6.9



- [] Ranking at each section and finish
- .-.- No data available at this section
- NA No data available



Horse/Jockey Name	Masonry Man
Final Rank	10
Fastest Section Time (Section)	0:07.60 (Overall)
Top Speed [km/h] (Section)	67.5 (1200m)
Race State	Finished



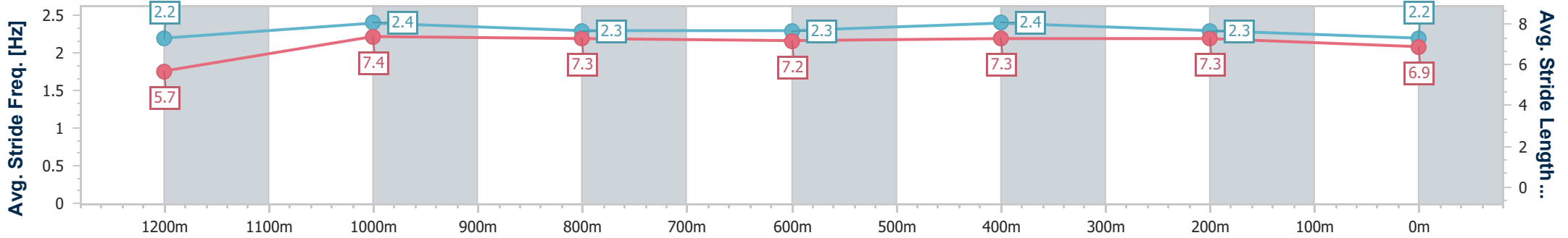
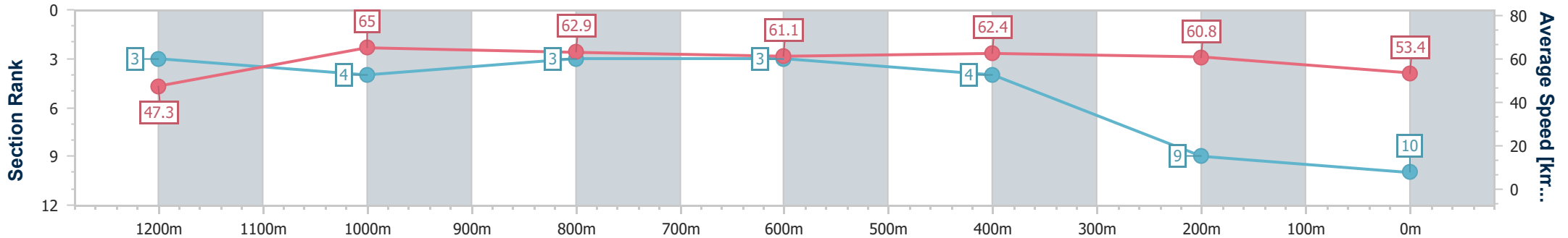
Rockhampton QLD Professional
 Race 6: CAPRICORNIA YEARLING ENTRIES OPEN QTIS
 RATINGS BAND 0 - 55 Handicap - 1300m



29 November 2024 - 16:04

Track Rating: Soft 5, Weather: Overcast, Rail Position: +6.5m Entire

Section	Overall	1200m	1000m	800m	600m	400m	200m
Section Times	1:18.86 [10] (0:07.60)	1:11.26 [3] (0:11.10)	1:00.16 [4] (0:11.40)	0:48.76 [3] (0:11.88)	0:36.88 [3] (0:11.55)	0:25.33 [4] (0:11.83)	0:13.50 [9] (0:13.50)
Average Speed [km/h]	47.3	65.0	62.9	61.1	62.4	60.8	53.4
Top Speed [km/h]	62.0	67.5	64.7	61.8	63.2	62.2	58.3
Avg. Dist. to Rail [m]	0.8	0.3	0.3	0.9	1.1	1.9	3.5
Avg. Stride Freq. [Hz]	2.2	2.4	2.3	2.3	2.4	2.3	2.2
Avg. Stride Length [m]	5.7	7.4	7.3	7.2	7.3	7.3	6.9



- [] Ranking at each section and finish
- .-.- No data available at this section
- NA No data available



Horse/Jockey Name	Street Needs
Final Rank	11
Fastest Section Time (Section)	0:08.46 (Overall)
Top Speed [km/h] (Section)	65.4 (1000m)
Race State	Finished



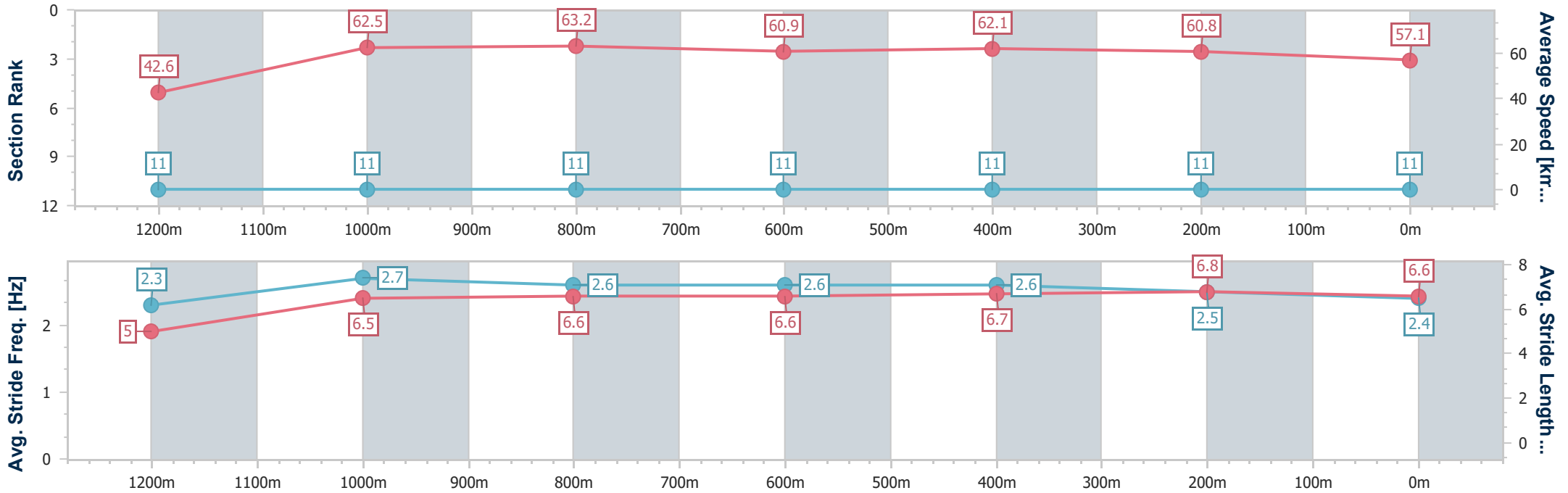
Rockhampton QLD Professional
Race 6: CAPRICORNIA YEARLING ENTRIES OPEN QTIS
RATINGS BAND 0 - 55 Handicap - 1300m



29 November 2024 - 16:04

Track Rating: Soft 5, Weather: Overcast, Rail Position: +6.5m Entire

Section	Overall	1200m	1000m	800m	600m	400m	200m
Section Times	1:19.53 [11] (0:08.46)	1:11.07 [11] (0:11.53)	0:59.54 [11] (0:11.46)	0:48.08 [11] (0:12.01)	0:36.07 [11] (0:11.60)	0:24.47 [11] (0:11.84)	0:12.63 [11] (0:12.63)
Average Speed [km/h]	42.6	62.5	63.2	60.9	62.1	60.8	57.1
Top Speed [km/h]	58.3	64.9	65.4	62.1	63.2	62.2	59.1
Avg. Dist. to Rail [m]	3.9	0.4	0.9	1.9	1.9	2.7	4.1
Avg. Stride Freq. [Hz]	2.3	2.7	2.6	2.6	2.6	2.5	2.4
Avg. Stride Length [m]	5.0	6.5	6.6	6.6	6.7	6.8	6.6



- [] Ranking at each section and finish
- .-.- No data available at this section
- NA No data available