



Rockhampton QLD Professional

Race 5: NAB REGIONAL AGRIBUSINESS Class 3 Plate - 1050m

29 November 2024 - 15:24



Track Rating: Soft 5, Weather: Overcast, Rail Position: +6.5m Entire

Section		Field Times														
		Overall	1000m	800m	600m	400m	200m	Last 600m								
		1:00.23 (0:04.20)	0:56.03 (0:11.42)	0:44.61 (0:11.24)	0:33.37 (0:10.86)	0:22.51 (0:10.94)	0:11.57 (0:11.57)	0:33.37								
Rank	TAB Horse/Jockey	Barrier	Top Speed [km/h]	Fastest Section	Margin											Distance Travelled [m]
1	7 LITTLE MISS BELLE Chelsea Baker	3	68.0 600m	0:04.20 Overall	1:00.23 [1] (0:04.20)	0:56.03 [1] (0:11.42)	0:44.61 [2] (0:11.27)	0:33.34 [2] (0:10.83)	0:22.51 [1] (0:10.94)	0:11.57 [1] (0:11.57)	1:00.23		0:33.34			
2	4 LAMENTUM Liv O'Donnell	2	68.1 600m	0:04.43 Overall	1:00.74 [2] (0:04.43)	0:56.31 [6] (0:11.53)	0:44.78 [7] (0:11.16)	0:33.62 [5] (0:10.71)	0:22.91 [3] (0:10.99)	0:11.92 [2] (0:11.92)	3.02L		0:33.62	+0		
3	6 IMPACTFULL MISS Raul Silvera Olivera	6	68.7 600m	0:04.34 Overall	1:01.12 [3] (0:04.34)	0:56.78 [3] (0:11.28)	0:45.50 [1] (0:11.24)	0:34.26 [1] (0:10.87)	0:23.39 [2] (0:11.10)	0:12.29 [3] (0:12.29)	5.24L		0:34.26	+5		
4	8 LOVE MY LOUIS Madeleine Wishart	4	68.2 600m	0:04.33 Overall	1:01.31 [4] (0:04.33)	0:56.98 [2] (0:11.55)	0:45.43 [6] (0:11.23)	0:34.20 [3] (0:10.74)	0:23.46 [4] (0:11.16)	0:12.30 [4] (0:12.30)	6.35L		0:34.20	+2		
5	9 MORE STYLISH Justin Stanley	7	68.1 600m	0:04.42 Overall	1:01.41 [5] (0:04.42)	0:56.99 [5] (0:11.37)	0:45.62 [5] (0:11.53)	0:34.09 [7] (0:10.86)	0:23.23 [7] (0:11.20)	0:12.03 [6] (0:12.03)	6.98L		0:34.09	+8		
6	3 SWEET FANTASY Tasha Chambers	5	68.9 600m	0:04.61 Overall	1:01.56 [6] (0:04.61)	0:56.95 [9] (0:11.36)	0:45.59 [8] (0:11.36)	0:34.23 [8] (0:10.79)	0:23.44 [5] (0:11.04)	0:12.40 [5] (0:12.40)	7.85L		0:34.23	+4		
7	2 STAR GAMBLE Warwick Satherley	8	67.2 600m	0:04.47 Overall	1:01.81 [7] (0:04.47)	0:57.34 [8] (0:11.23)	0:46.11 [3] (0:11.42)	0:34.69 [4] (0:11.00)	0:23.69 [6] (0:11.36)	0:12.33 [7] (0:12.33)	9.28L		0:34.69	+9		
8	5 MASALI RAFFA Michael Murphy	1	65.1 600m	0:04.39 Overall	1:02.26 [8] (0:04.39)	0:57.87 [4] (0:12.02)	0:45.85 [9] (0:11.21)	0:34.64 [9] (0:11.05)	0:23.59 [9] (0:11.32)	0:12.27 [9] (0:12.27)	11.97L		0:34.64	+1		
9	1 RUBUNKAR Brodie Moffat	9	67.9 1000m	0:04.47 Overall	1:02.36 [9] (0:04.47)	0:57.89 [7] (0:11.23)	0:46.66 [4] (0:11.57)	0:35.09 [6] (0:11.06)	0:24.03 [8] (0:11.46)	0:12.57 [8] (0:12.57)	12.53L		0:35.09	+9		

[] Ranking at each section and finish
 -:-:- No data available at this section
 NA No data available

SCN Saddle cloth number
 DNF Did not finish
 DNT Did not track



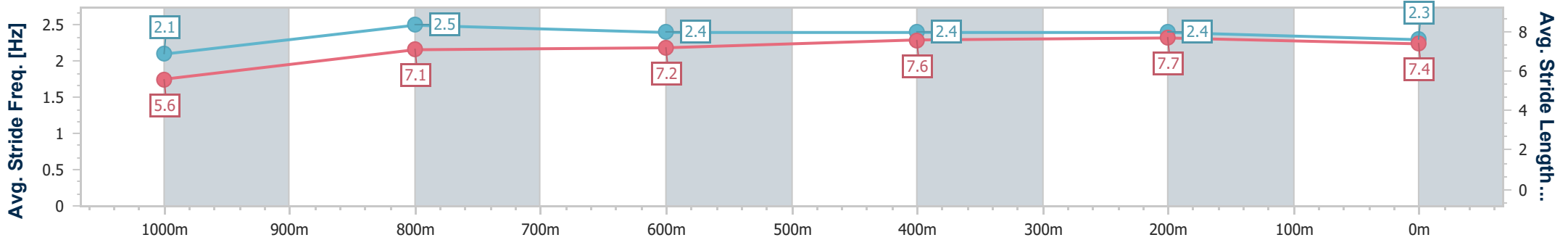
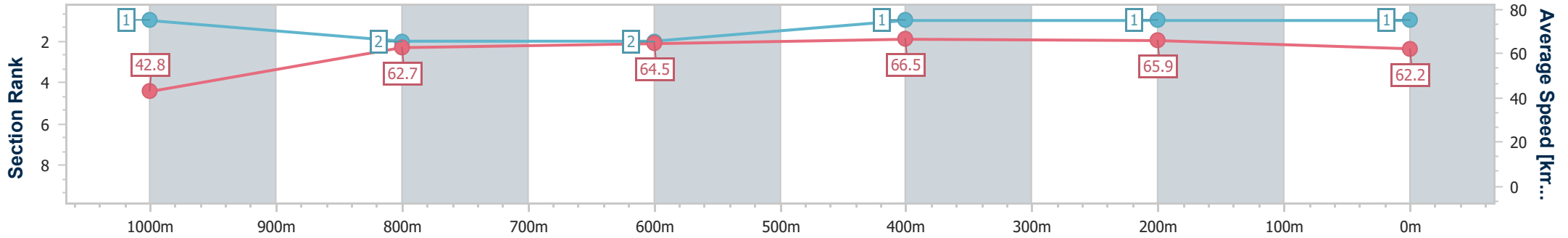
Horse/Jockey Name	Little Miss Belle
Final Rank	1
Fastest Section Time (Section)	0:04.20 (Overall)
Top Speed [km/h] (Section)	68.0 (600m)
Race State	Finished



Rockhampton QLD Professional
 Race 5: NAB REGIONAL AGRIBUSINESS Class 3 Plate - 1050m
 29 November 2024 - 15:24
 Track Rating: Soft 5, Weather: Overcast, Rail Position: +6.5m Entire



Section	Overall	1000m	800m	600m	400m	200m
Section Times	1:00.23 [1] (0:04.20)	0:56.03 [1] (0:11.42)	0:44.61 [2] (0:11.27)	0:33.34 [2] (0:10.83)	0:22.51 [1] (0:10.94)	0:11.57 [1] (0:11.57)
Average Speed [km/h]	42.8	62.7	64.5	66.5	65.9	62.2
Top Speed [km/h]	56.1	65.3	67.6	68.0	67.5	65.7
Avg. Dist. to Rail [m]	2.9	1.0	1.3	1.4	1.8	1.6
Avg. Stride Freq. [Hz]	2.1	2.5	2.4	2.4	2.4	2.3
Avg. Stride Length [m]	5.6	7.1	7.2	7.6	7.7	7.4



- [] Ranking at each section and finish
- .-.- No data available at this section
- NA No data available



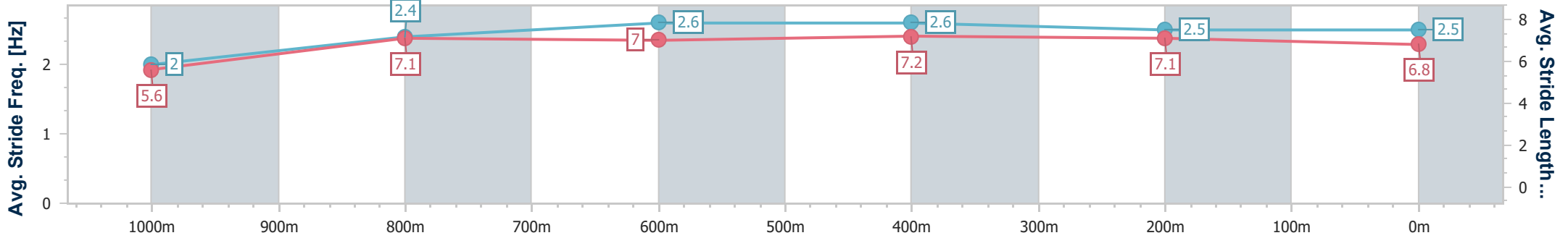
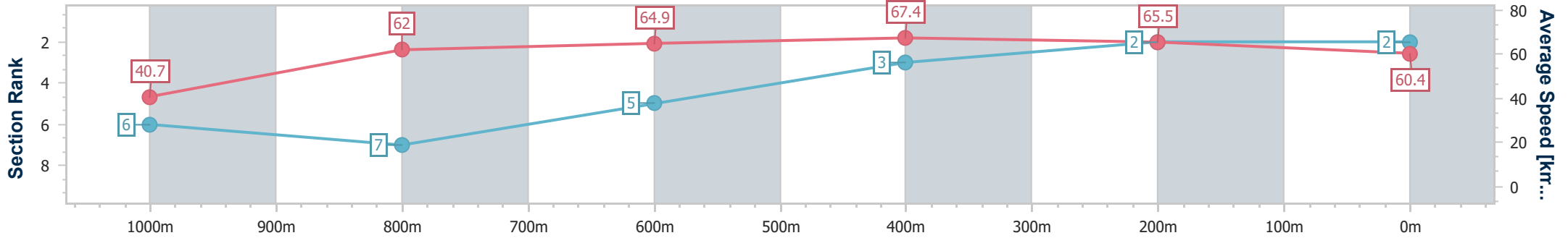
Horse/Jockey Name	Lamentum
Final Rank	2
Fastest Section Time (Section)	0:04.43 (Overall)
Top Speed [km/h] (Section)	68.1 (600m)
Race State	Finished



Rockhampton QLD Professional
 Race 5: NAB REGIONAL AGRIBUSINESS Class 3 Plate - 1050m
 29 November 2024 - 15:24
 Track Rating: Soft 5, Weather: Overcast, Rail Position: +6.5m Entire



Section	Overall	1000m	800m	600m	400m	200m
Section Times	1:00.74 [2] (0:04.43)	0:56.31 [6] (0:11.53)	0:44.78 [7] (0:11.16)	0:33.62 [5] (0:10.71)	0:22.91 [3] (0:10.99)	0:11.92 [2] (0:11.92)
Average Speed [km/h]	40.7	62.0	64.9	67.4	65.5	60.4
Top Speed [km/h]	55.1	65.3	66.9	68.1	68.0	63.4
Avg. Dist. to Rail [m]	1.7	1.0	1.2	2.8	2.7	3.4
Avg. Stride Freq. [Hz]	2.0	2.4	2.6	2.6	2.5	2.5
Avg. Stride Length [m]	5.6	7.1	7.0	7.2	7.1	6.8



- [] Ranking at each section and finish
- .-.- No data available at this section
- NA No data available



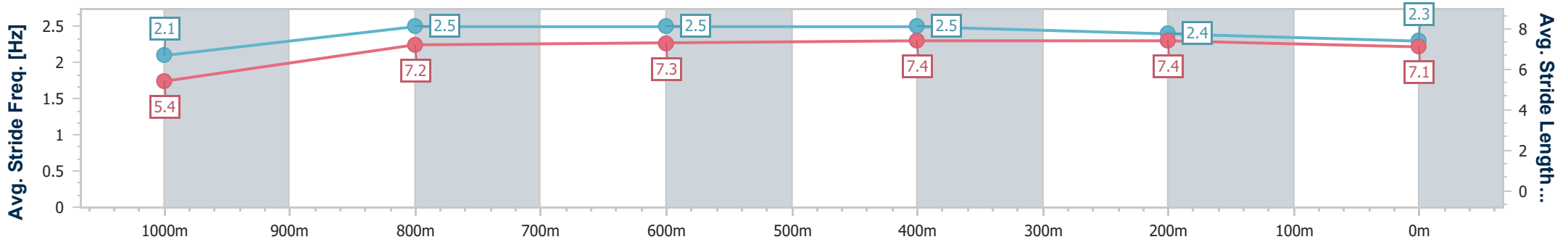
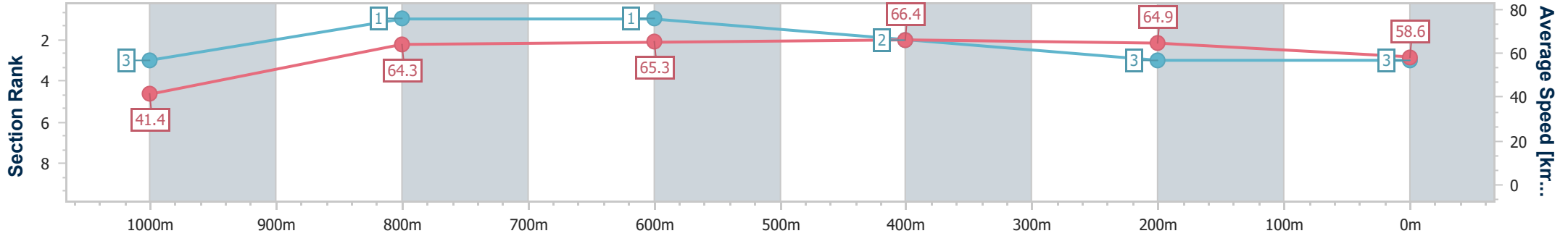
Horse/Jockey Name	Impactfull Miss
Final Rank	3
Fastest Section Time (Section)	0:04.34 (Overall)
Top Speed [km/h] (Section)	68.7 (600m)
Race State	Finished



Rockhampton QLD Professional
 Race 5: NAB REGIONAL AGRIBUSINESS Class 3 Plate - 1050m
 29 November 2024 - 15:24
 Track Rating: Soft 5, Weather: Overcast, Rail Position: +6.5m Entire



Section	Overall	1000m	800m	600m	400m	200m
Section Times	1:01.12 [3] (0:04.34)	0:56.78 [3] (0:11.28)	0:45.50 [1] (0:11.24)	0:34.26 [1] (0:10.87)	0:23.39 [2] (0:11.10)	0:12.29 [3] (0:12.29)
Average Speed [km/h]	41.4	64.3	65.3	66.4	64.9	58.6
Top Speed [km/h]	54.3	67.1	66.5	68.7	68.6	61.8
Avg. Dist. to Rail [m]	5.6	1.7	2.6	3.9	2.9	3.5
Avg. Stride Freq. [Hz]	2.1	2.5	2.5	2.5	2.4	2.3
Avg. Stride Length [m]	5.4	7.2	7.3	7.4	7.4	7.1



- [] Ranking at each section and finish
- .-.- No data available at this section
- NA No data available



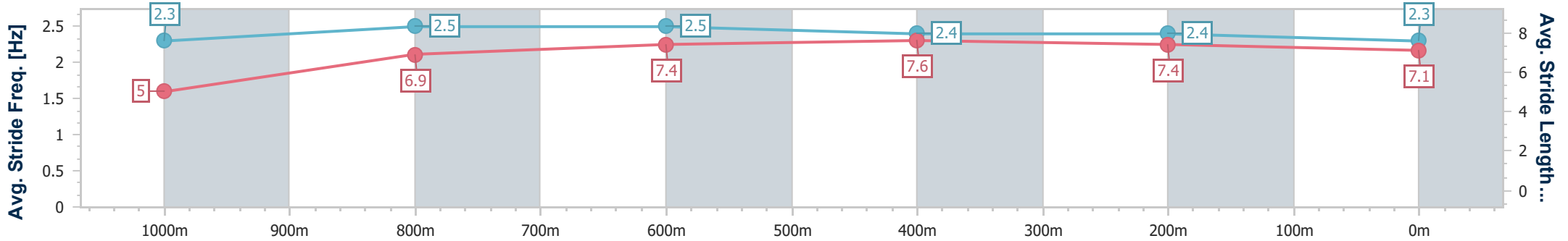
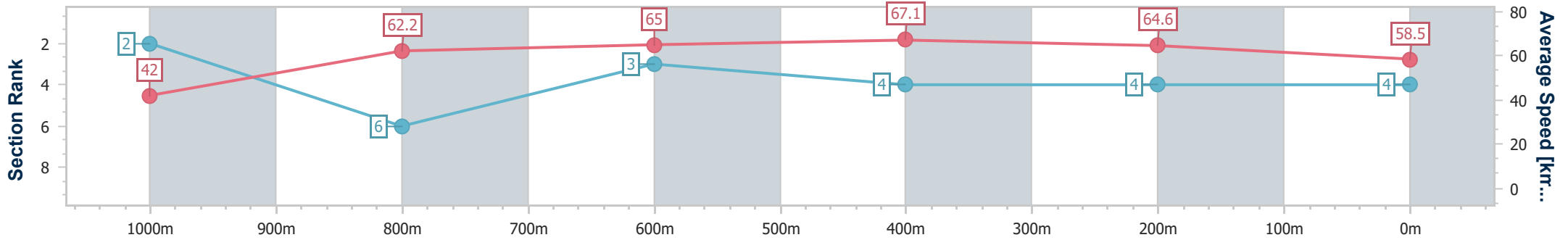
Horse/Jockey Name	Love My Louis
Final Rank	4
Fastest Section Time (Section)	0:04.33 (Overall)
Top Speed [km/h] (Section)	68.2 (600m)
Race State	Finished



Rockhampton QLD Professional
 Race 5: NAB REGIONAL AGRIBUSINESS Class 3 Plate - 1050m
 29 November 2024 - 15:24
 Track Rating: Soft 5, Weather: Overcast, Rail Position: +6.5m Entire



Section	Overall	1000m	800m	600m	400m	200m
Section Times	1:01.31 [4] (0:04.33)	0:56.98 [2] (0:11.55)	0:45.43 [6] (0:11.23)	0:34.20 [3] (0:10.74)	0:23.46 [4] (0:11.16)	0:12.30 [4] (0:12.30)
Average Speed [km/h]	42.0	62.2	65.0	67.1	64.6	58.5
Top Speed [km/h]	54.6	64.3	66.6	68.2	67.0	61.7
Avg. Dist. to Rail [m]	4.2	0.9	1.6	3.2	3.5	5.3
Avg. Stride Freq. [Hz]	2.3	2.5	2.5	2.4	2.4	2.3
Avg. Stride Length [m]	5.0	6.9	7.4	7.6	7.4	7.1



- [] Ranking at each section and finish
- .-.- No data available at this section
- NA No data available



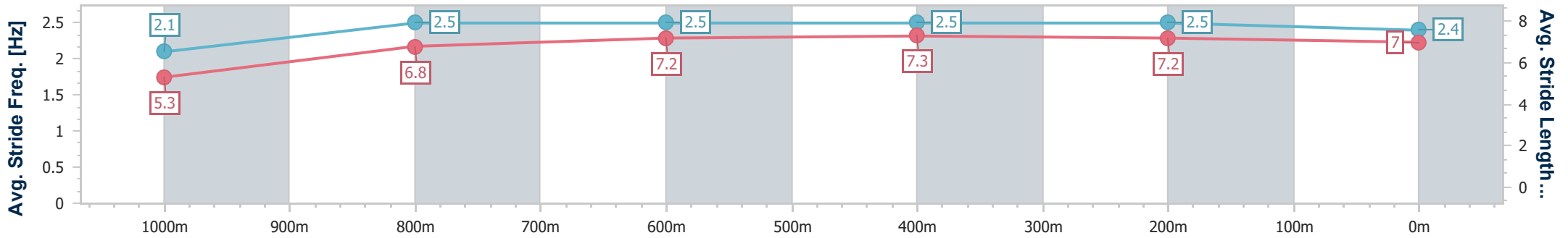
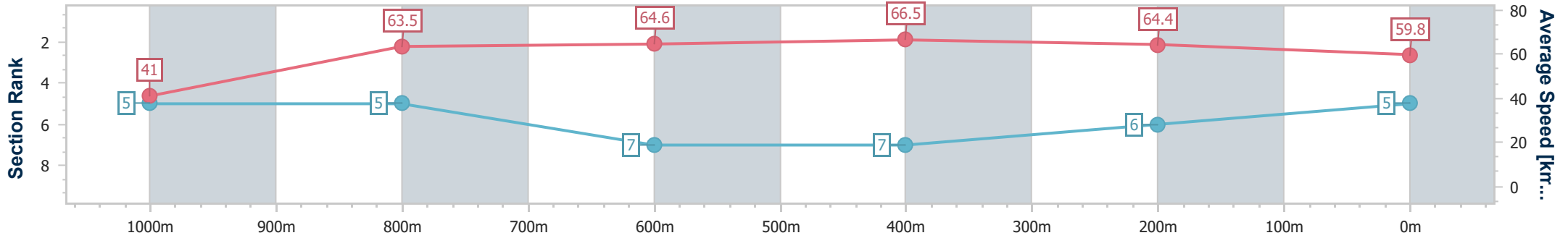
Horse/Jockey Name	More Stylish
Final Rank	5
Fastest Section Time (Section)	0:04.42 (Overall)
Top Speed [km/h] (Section)	68.1 (600m)
Race State	Finished



Rockhampton QLD Professional
 Race 5: NAB REGIONAL AGRIBUSINESS Class 3 Plate - 1050m
 29 November 2024 - 15:24
 Track Rating: Soft 5, Weather: Overcast, Rail Position: +6.5m Entire



Section	Overall	1000m	800m	600m	400m	200m
Section Times	1:01.41 [5] (0:04.42)	0:56.99 [5] (0:11.37)	0:45.62 [5] (0:11.53)	0:34.09 [7] (0:10.86)	0:23.23 [7] (0:11.20)	0:12.03 [6] (0:12.03)
Average Speed [km/h]	41.0	63.5	64.6	66.5	64.4	59.8
Top Speed [km/h]	52.2	67.9	66.2	68.1	64.7	63.1
Avg. Dist. to Rail [m]	5.0	1.1	4.4	7.6	9.2	8.7
Avg. Stride Freq. [Hz]	2.1	2.5	2.5	2.5	2.5	2.4
Avg. Stride Length [m]	5.3	6.8	7.2	7.3	7.2	7.0



- [] Ranking at each section and finish
- .-.- No data available at this section
- NA No data available



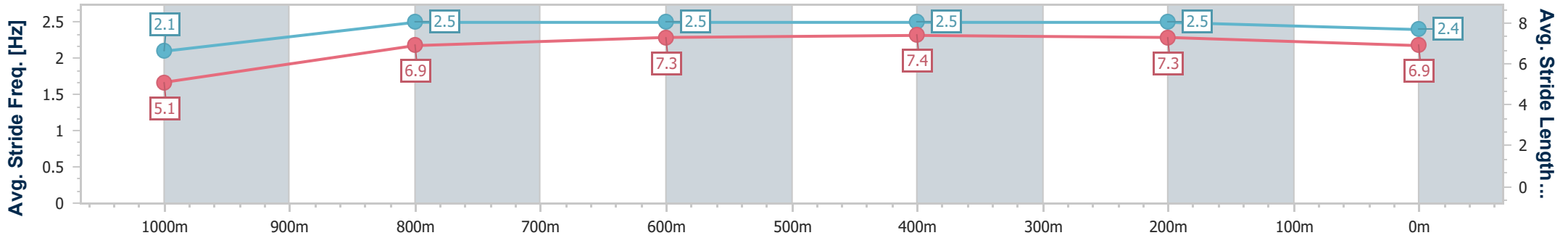
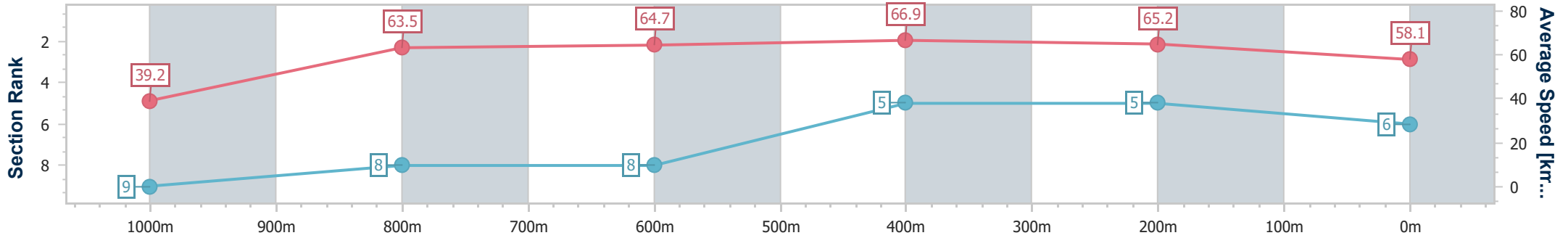
Horse/Jockey Name	Sweet Fantasy
Final Rank	6
Fastest Section Time (Section)	0:04.61 (Overall)
Top Speed [km/h] (Section)	68.9 (600m)
Race State	Finished



Rockhampton QLD Professional
 Race 5: NAB REGIONAL AGRIBUSINESS Class 3 Plate - 1050m
 29 November 2024 - 15:24
 Track Rating: Soft 5, Weather: Overcast, Rail Position: +6.5m Entire



Section	Overall	1000m	800m	600m	400m	200m
Section Times	1:01.56 [6] (0:04.61)	0:56.95 [9] (0:11.36)	0:45.59 [8] (0:11.36)	0:34.23 [8] (0:10.79)	0:23.44 [5] (0:11.04)	0:12.40 [5] (0:12.40)
Average Speed [km/h]	39.2	63.5	64.7	66.9	65.2	58.1
Top Speed [km/h]	53.7	67.4	65.8	68.9	66.9	62.5
Avg. Dist. to Rail [m]	4.7	0.9	2.8	5.1	7.4	8.0
Avg. Stride Freq. [Hz]	2.1	2.5	2.5	2.5	2.5	2.4
Avg. Stride Length [m]	5.1	6.9	7.3	7.4	7.3	6.9



- [] Ranking at each section and finish
- .-.- No data available at this section
- NA No data available



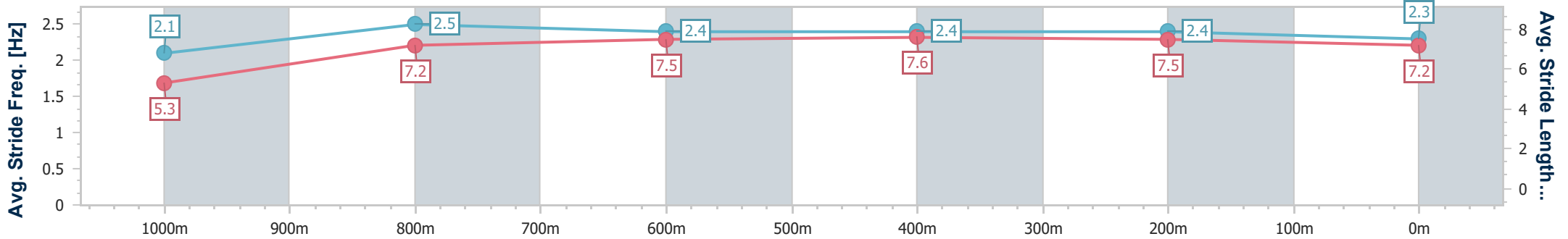
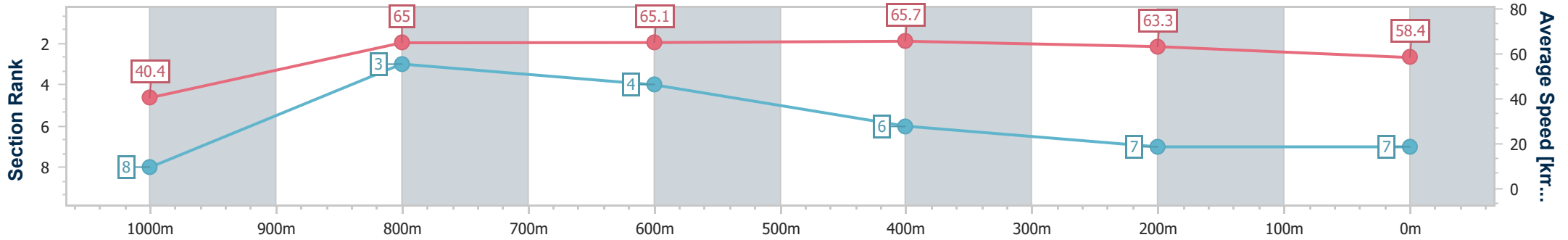
Horse/Jockey Name	Star Gamble
Final Rank	7
Fastest Section Time (Section)	0:04.47 (Overall)
Top Speed [km/h] (Section)	67.2 (600m)
Race State	Finished



Rockhampton QLD Professional
 Race 5: NAB REGIONAL AGRIBUSINESS Class 3 Plate - 1050m
 29 November 2024 - 15:24
 Track Rating: Soft 5, Weather: Overcast, Rail Position: +6.5m Entire



Section	Overall	1000m	800m	600m	400m	200m
Section Times	1:01.81 [7] (0:04.47)	0:57.34 [8] (0:11.23)	0:46.11 [3] (0:11.42)	0:34.69 [4] (0:11.00)	0:23.69 [6] (0:11.36)	0:12.33 [7] (0:12.33)
Average Speed [km/h]	40.4	65.0	65.1	65.7	63.3	58.4
Top Speed [km/h]	56.5	66.9	66.7	67.2	66.6	61.1
Avg. Dist. to Rail [m]	8.0	3.0	3.9	5.9	6.8	4.5
Avg. Stride Freq. [Hz]	2.1	2.5	2.4	2.4	2.4	2.3
Avg. Stride Length [m]	5.3	7.2	7.5	7.6	7.5	7.2



- [] Ranking at each section and finish
- .-.- No data available at this section
- NA No data available



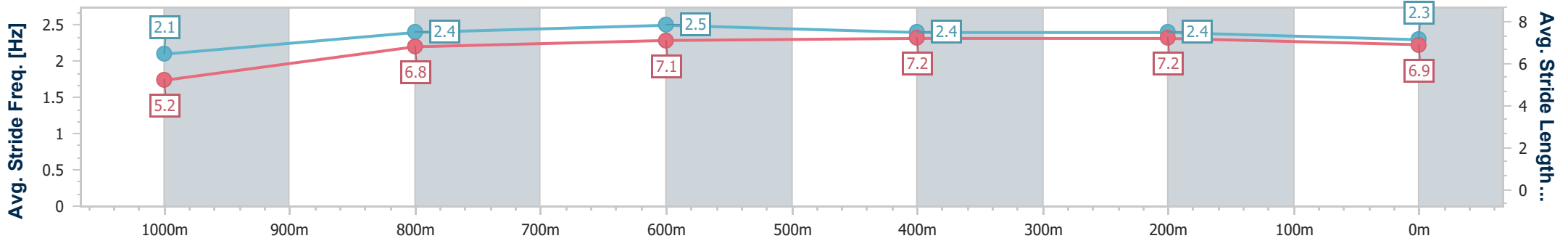
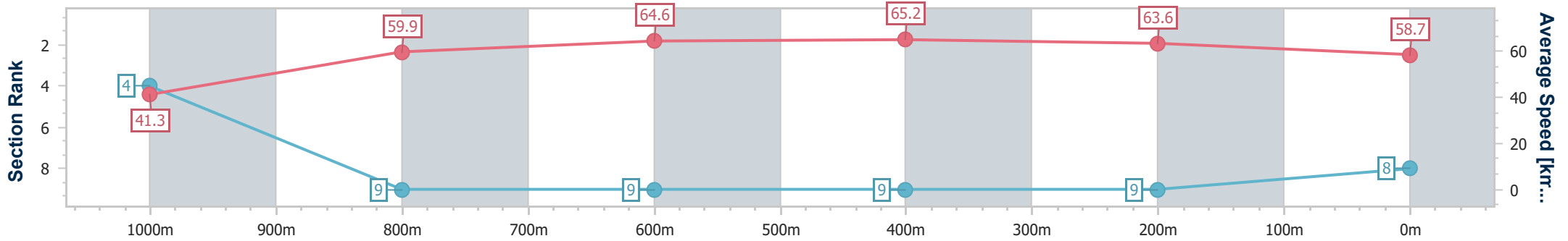
Horse/Jockey Name	Masali Raffa
Final Rank	8
Fastest Section Time (Section)	0:04.39 (Overall)
Top Speed [km/h] (Section)	65.1 (600m)
Race State	Finished



Rockhampton QLD Professional
 Race 5: NAB REGIONAL AGRIBUSINESS Class 3 Plate - 1050m
 29 November 2024 - 15:24
 Track Rating: Soft 5, Weather: Overcast, Rail Position: +6.5m Entire



Section	Overall	1000m	800m	600m	400m	200m
Section Times	1:02.26 [8] (0:04.39)	0:57.87 [4] (0:12.02)	0:45.85 [9] (0:11.21)	0:34.64 [9] (0:11.05)	0:23.59 [9] (0:11.32)	0:12.27 [9] (0:12.27)
Average Speed [km/h]	41.3	59.9	64.6	65.2	63.6	58.7
Top Speed [km/h]	54.4	63.6	64.5	65.1	65.0	61.7
Avg. Dist. to Rail [m]	1.3	0.4	0.9	0.7	0.5	2.3
Avg. Stride Freq. [Hz]	2.1	2.4	2.5	2.4	2.4	2.3
Avg. Stride Length [m]	5.2	6.8	7.1	7.2	7.2	6.9



- [] Ranking at each section and finish
- .-.- No data available at this section
- NA No data available



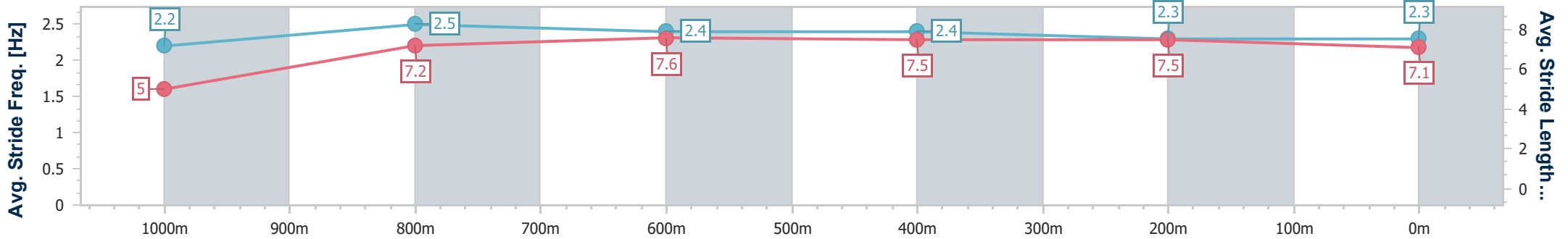
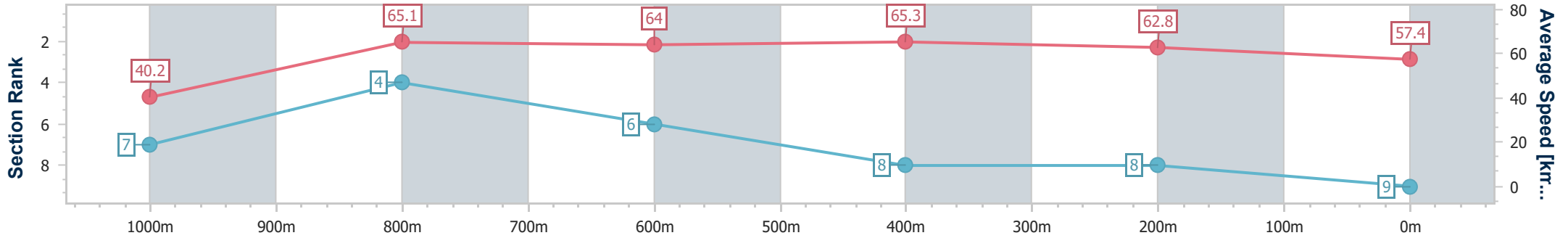
Horse/Jockey Name	Rubunkar
Final Rank	9
Fastest Section Time (Section)	0:04.47 (Overall)
Top Speed [km/h] (Section)	67.9 (1000m)
Race State	Finished



Rockhampton QLD Professional
 Race 5: NAB REGIONAL AGRIBUSINESS Class 3 Plate - 1050m
 29 November 2024 - 15:24
 Track Rating: Soft 5, Weather: Overcast, Rail Position: +6.5m Entire



Section	Overall	1000m	800m	600m	400m	200m
Section Times	1:02.36 [9] (0:04.47)	0:57.89 [7] (0:11.23)	0:46.66 [4] (0:11.57)	0:35.09 [6] (0:11.06)	0:24.03 [8] (0:11.46)	0:12.57 [8] (0:12.57)
Average Speed [km/h]	40.2	65.1	64.0	65.3	62.8	57.4
Top Speed [km/h]	55.8	67.9	65.7	66.6	64.5	60.6
Avg. Dist. to Rail [m]	8.1	3.2	3.7	7.0	7.9	6.3
Avg. Stride Freq. [Hz]	2.2	2.5	2.4	2.4	2.3	2.3
Avg. Stride Length [m]	5.0	7.2	7.6	7.5	7.5	7.1



- [] Ranking at each section and finish
- .-.- No data available at this section
- NA No data available