



Rockhampton QLD Professional

Race 3: GRANT & SIMPSON LAWYERS Class 2 Handicap - 1200m

29 November 2024 - 14:07



Track Rating: Soft 5, Weather: Overcast, Rail Position: +6.5m Entire

Section												Last 600m		
Field Times		Overall	1000m	800m	600m	400m	200m						0:33.35	
		1:09.66 (0:12.86)	0:56.80 (0:11.42)	0:45.38 (0:12.03)	0:33.35 (0:11.28)	0:22.07 (0:10.60)	0:11.47 (0:11.47)							
Rank	TAB	Horse/Jockey	Barrier	Top Speed [km/h]	Fastest Section							Margin	Distance Travelled [m]	
1	5	BIGCAT Warwick Satherley	6	69.1 400m	0:10.60 400m	1:09.66 [1] (0:12.86)	0:56.80 [1] (0:11.42)	0:45.38 [1] (0:12.03)	0:33.35 [1] (0:11.28)	0:22.07 [1] (0:10.60)	0:11.47 [1] (0:11.47)	1:09.66	0:33.35	
2	4	NOBLE HEART Liv O'Donnell	2	67.1 400m	0:10.98 400m	1:10.40 [2] (0:13.31)	0:57.09 [4] (0:11.58)	0:45.51 [5] (0:11.97)	0:33.54 [7] (0:11.13)	0:22.41 [6] (0:10.98)	0:11.43 [5] (0:11.43)	4.34L	0:33.54	+2
3	1	GRAYSONG Chelsea Baker	4	68.4 600m	0:10.86 400m	1:10.43 [3] (0:13.55)	0:56.88 [6] (0:11.40)	0:45.48 [6] (0:11.86)	0:33.62 [6] (0:10.96)	0:22.66 [4] (0:10.86)	0:11.80 [2] (0:11.80)	4.51L	0:33.62	+2
4	2	DECIDUOUS Raul Silvera Olivera	3	67.6 400m	0:10.99 400m	1:10.47 [4] (0:13.32)	0:57.15 [5] (0:11.31)	0:45.84 [4] (0:11.97)	0:33.87 [4] (0:11.15)	0:22.72 [3] (0:10.99)	0:11.73 [3] (0:11.73)	4.77L	0:33.87	+0
5	3	MONEY MAN Ashley Butler	5	65.6 600m	0:11.24 600m	1:11.15 [5] (0:12.98)	0:58.17 [2] (0:11.47)	0:46.70 [2] (0:11.96)	0:34.74 [2] (0:11.24)	0:23.50 [2] (0:11.26)	0:12.24 [4] (0:12.24)	8.78L	0:34.74	+5
6	7	MISS RINEHART Madeleine Wishart	7	65.6 600m	0:11.24 600m	1:11.45 [6] (0:13.71)	0:57.74 [7] (0:11.38)	0:46.36 [7] (0:11.70)	0:34.66 [5] (0:11.24)	0:23.42 [7] (0:11.33)	0:12.09 [7] (0:12.09)	10.54L	0:34.66	-4
7	8	LENNY ROCKET Jackson Murphy	1	64.2 600m	0:11.37 600m	1:11.51 [7] (0:13.18)	0:58.33 [3] (0:11.40)	0:46.93 [3] (0:11.88)	0:35.05 [3] (0:11.37)	0:23.68 [5] (0:11.45)	0:12.23 [6] (0:12.23)	10.87L	0:35.05	-3

Scratched: Masonry Man (#6)

[] Ranking at each section and finish
 -:-:- No data available at this section
 NA No data available

SCN Saddle cloth number
 DNF Did not finish
 DNT Did not track



Horse/Jockey Name	Bigcat
Final Rank	1
Fastest Section Time (Section)	0:10.60 (400m)
Top Speed [km/h] (Section)	69.1 (400m)
Race State	Finished



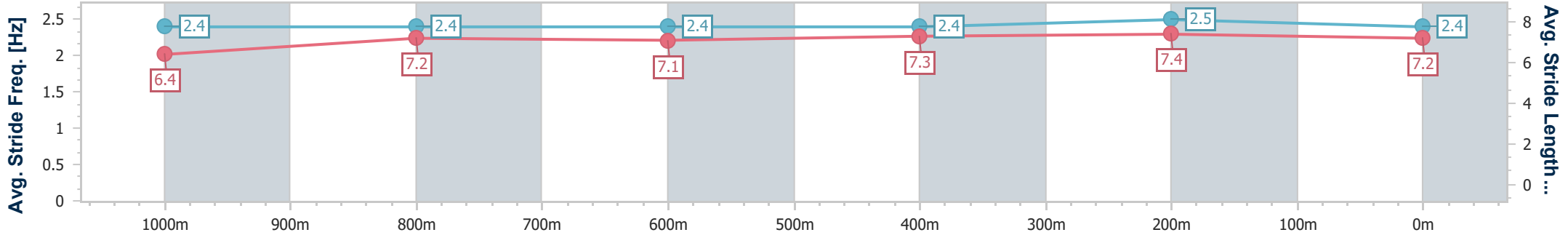
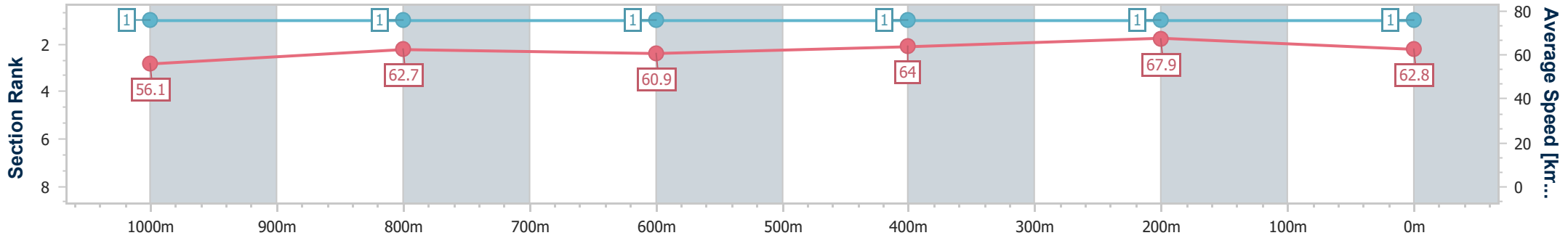
Rockhampton QLD Professional
Race 3: GRANT & SIMPSON LAWYERS Class 2 Handicap - 1200m



29 November 2024 - 14:07

Track Rating: Soft 5, Weather: Overcast, Rail Position: +6.5m Entire

Section	Overall	1000m	800m	600m	400m	200m
Section Times	1:09.66 [1] (0:12.86)	0:56.80 [1] (0:11.42)	0:45.38 [1] (0:12.03)	0:33.35 [1] (0:11.28)	0:22.07 [1] (0:10.60)	0:11.47 [1] (0:11.47)
Average Speed [km/h]	56.1	62.7	60.9	64.0	67.9	62.8
Top Speed [km/h]	65.9	65.9	61.7	66.7	69.1	66.2
Avg. Dist. to Rail [m]	2.8	0.6	2.2	2.8	1.5	2.2
Avg. Stride Freq. [Hz]	2.4	2.4	2.4	2.4	2.5	2.4
Avg. Stride Length [m]	6.4	7.2	7.1	7.3	7.4	7.2



- [] Ranking at each section and finish
- .-.- No data available at this section
- NA No data available



Horse/Jockey Name	Noble Heart
Final Rank	2
Fastest Section Time (Section)	0:10.98 (400m)
Top Speed [km/h] (Section)	67.1 (400m)
Race State	Finished



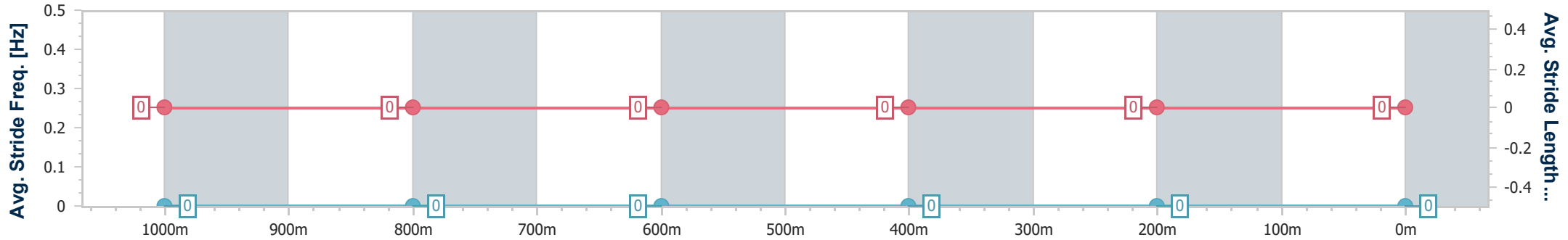
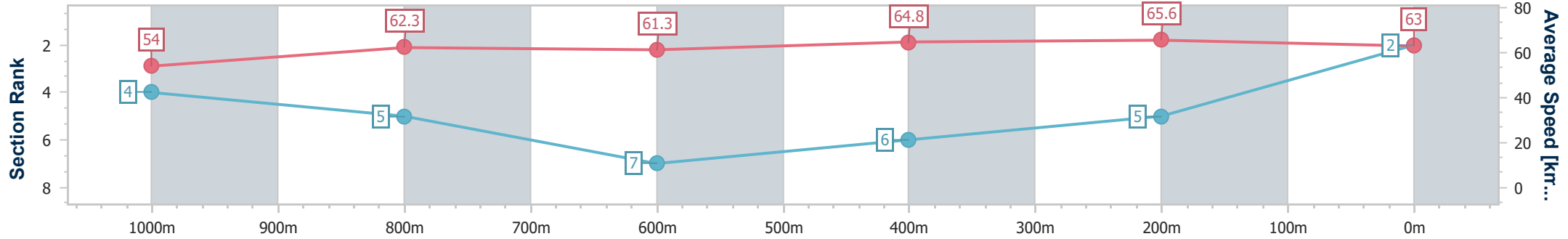
Rockhampton QLD Professional
Race 3: GRANT & SIMPSON LAWYERS Class 2 Handicap - 1200m



29 November 2024 - 14:07

Track Rating: Soft 5, Weather: Overcast, Rail Position: +6.5m Entire

Section	Overall	1000m	800m	600m	400m	200m
Section Times	1:10.40 [2] (0:13.31)	0:57.09 [4] (0:11.58)	0:45.51 [5] (0:11.97)	0:33.54 [7] (0:11.13)	0:22.41 [6] (0:10.98)	0:11.43 [5] (0:11.43)
Average Speed [km/h]	54.0	62.3	61.3	64.8	65.6	63.0
Top Speed [km/h]	64.6	64.3	62.7	66.8	67.1	64.3
Avg. Dist. to Rail [m]	0.3	0.4	2.4	3.8	5.7	5.1
Avg. Stride Freq. [Hz]	---	---	---	---	---	---
Avg. Stride Length [m]	---	---	---	---	---	---



- [] Ranking at each section and finish
- No data available at this section
- NA No data available



Horse/Jockey Name	Graysong
Final Rank	3
Fastest Section Time (Section)	0:10.86 (400m)
Top Speed [km/h] (Section)	68.4 (600m)
Race State	Finished



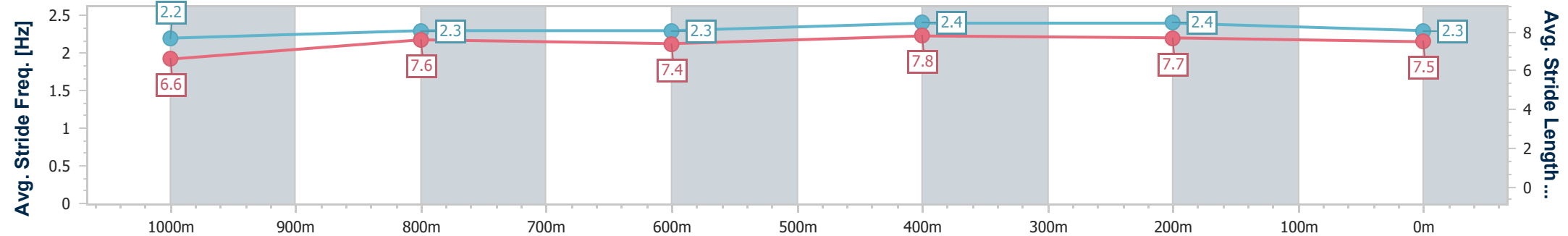
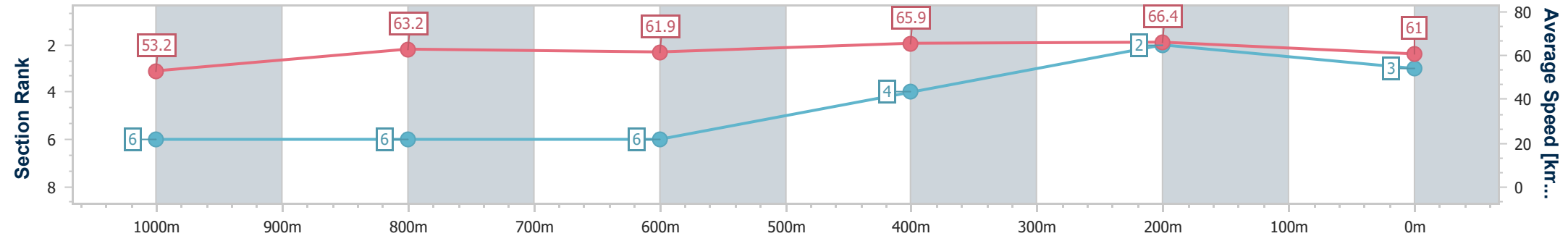
Rockhampton QLD Professional
Race 3: GRANT & SIMPSON LAWYERS Class 2 Handicap - 1200m



29 November 2024 - 14:07

Track Rating: Soft 5, Weather: Overcast, Rail Position: +6.5m Entire

Section	Overall	1000m	800m	600m	400m	200m
Section Times	1:10.43 [3] (0:13.55)	0:56.88 [6] (0:11.40)	0:45.48 [6] (0:11.86)	0:33.62 [6] (0:10.96)	0:22.66 [4] (0:10.86)	0:11.80 [2] (0:11.80)
Average Speed [km/h]	53.2	63.2	61.9	65.9	66.4	61.0
Top Speed [km/h]	63.2	65.1	64.7	68.4	68.0	64.1
Avg. Dist. to Rail [m]	1.9	0.3	2.7	4.6	6.2	6.7
Avg. Stride Freq. [Hz]	2.2	2.3	2.3	2.4	2.4	2.3
Avg. Stride Length [m]	6.6	7.6	7.4	7.8	7.7	7.5



- [] Ranking at each section and finish
- .-.- No data available at this section
- NA No data available



Horse/Jockey Name	Deciduous
Final Rank	4
Fastest Section Time (Section)	0:10.99 (400m)
Top Speed [km/h] (Section)	67.6 (400m)
Race State	Finished



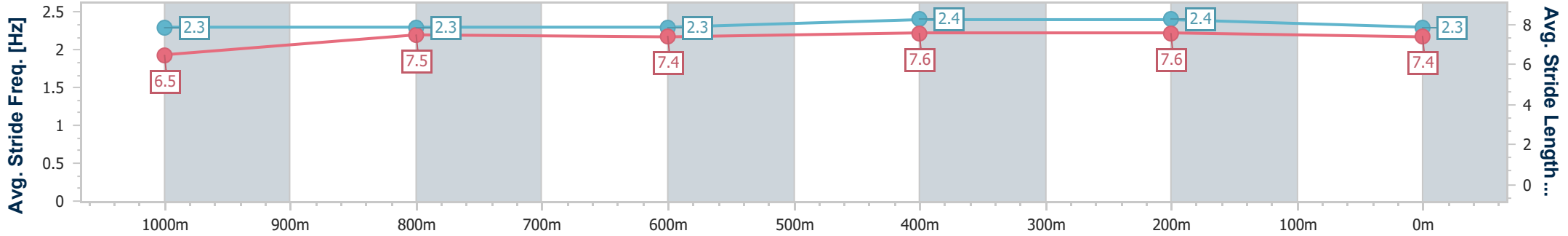
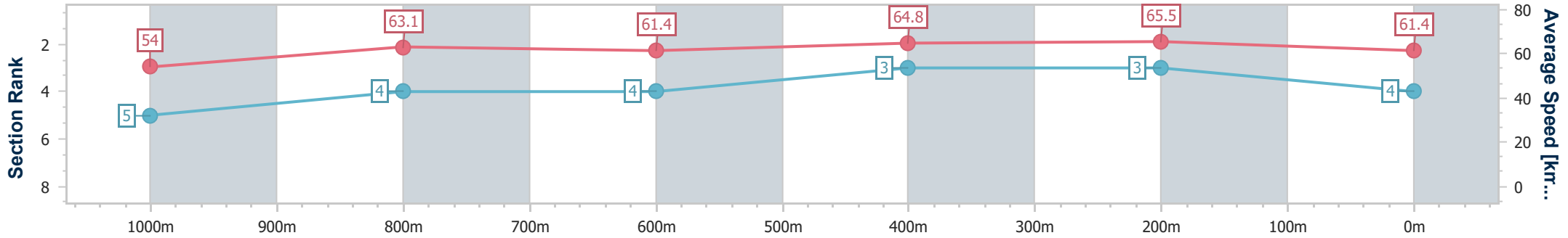
Rockhampton QLD Professional
Race 3: GRANT & SIMPSON LAWYERS Class 2 Handicap - 1200m



29 November 2024 - 14:07

Track Rating: Soft 5, Weather: Overcast, Rail Position: +6.5m Entire

Section	Overall	1000m	800m	600m	400m	200m
Section Times	1:10.47 [4] (0:13.32)	0:57.15 [5] (0:11.31)	0:45.84 [4] (0:11.97)	0:33.87 [4] (0:11.15)	0:22.72 [3] (0:10.99)	0:11.73 [3] (0:11.73)
Average Speed [km/h]	54.0	63.1	61.4	64.8	65.5	61.4
Top Speed [km/h]	64.2	64.1	63.0	66.5	67.6	64.1
Avg. Dist. to Rail [m]	0.4	1.4	2.6	4.8	5.3	5.5
Avg. Stride Freq. [Hz]	2.3	2.3	2.3	2.4	2.4	2.3
Avg. Stride Length [m]	6.5	7.5	7.4	7.6	7.6	7.4



- [] Ranking at each section and finish
- .-.- No data available at this section
- NA No data available



Horse/Jockey Name	Money Man
Final Rank	5
Fastest Section Time (Section)	0:11.24 (600m)
Top Speed [km/h] (Section)	65.6 (600m)
Race State	Finished



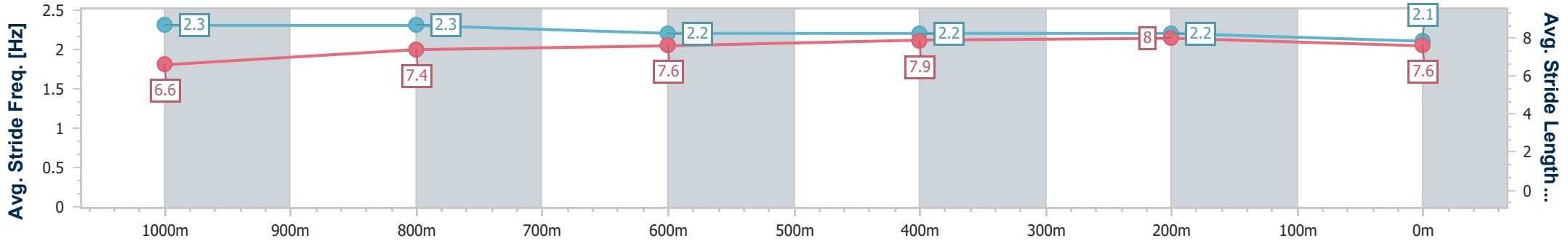
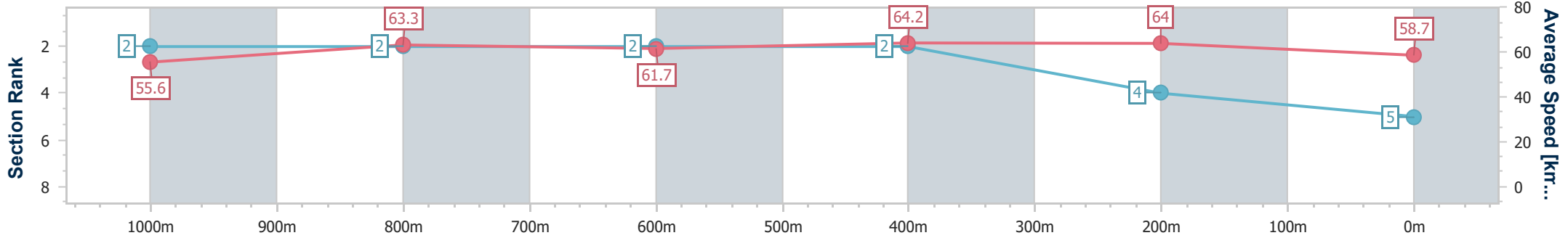
Rockhampton QLD Professional
Race 3: GRANT & SIMPSON LAWYERS Class 2 Handicap - 1200m



29 November 2024 - 14:07

Track Rating: Soft 5, Weather: Overcast, Rail Position: +6.5m Entire

Section	Overall	1000m	800m	600m	400m	200m
Section Times	1:11.15 [5] (0:12.98)	0:58.17 [2] (0:11.47)	0:46.70 [2] (0:11.96)	0:34.74 [2] (0:11.24)	0:23.50 [2] (0:11.26)	0:12.24 [4] (0:12.24)
Average Speed [km/h]	55.6	63.3	61.7	64.2	64.0	58.7
Top Speed [km/h]	64.6	64.3	62.6	65.6	65.6	62.0
Avg. Dist. to Rail [m]	2.8	1.2	3.4	4.5	3.7	2.6
Avg. Stride Freq. [Hz]	2.3	2.3	2.2	2.2	2.2	2.1
Avg. Stride Length [m]	6.6	7.4	7.6	7.9	8.0	7.6



- [] Ranking at each section and finish
- .-.- No data available at this section
- NA No data available



Horse/Jockey Name	Miss Rinehart
Final Rank	6
Fastest Section Time (Section)	0:11.24 (600m)
Top Speed [km/h] (Section)	65.6 (600m)
Race State	Finished



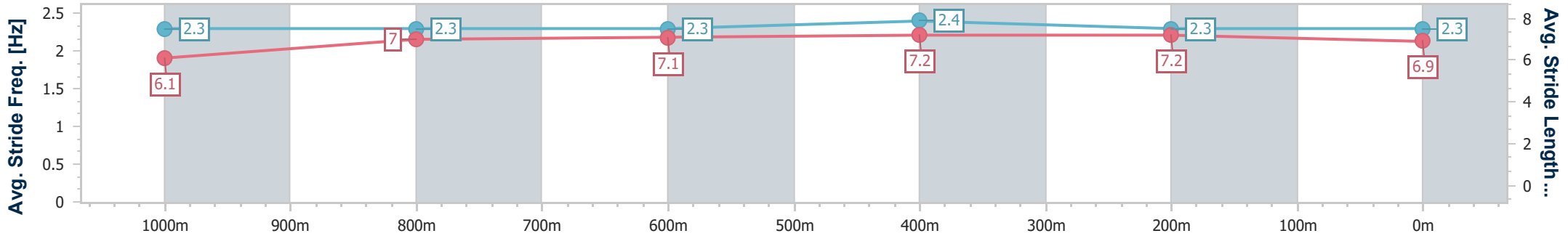
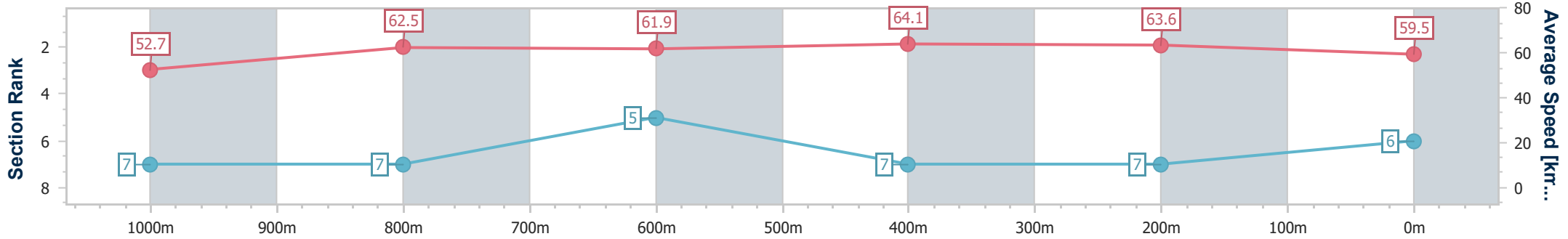
Rockhampton QLD Professional
Race 3: GRANT & SIMPSON LAWYERS Class 2 Handicap - 1200m



29 November 2024 - 14:07

Track Rating: Soft 5, Weather: Overcast, Rail Position: +6.5m Entire

Section	Overall	1000m	800m	600m	400m	200m
Section Times	1:11.45 [6] (0:13.71)	0:57.74 [7] (0:11.38)	0:46.36 [7] (0:11.70)	0:34.66 [5] (0:11.24)	0:23.42 [7] (0:11.33)	0:12.09 [7] (0:12.09)
Average Speed [km/h]	52.7	62.5	61.9	64.1	63.6	59.5
Top Speed [km/h]	62.3	64.5	64.6	65.6	65.1	61.6
Avg. Dist. to Rail [m]	3.4	1.7	1.6	4.0	4.8	5.2
Avg. Stride Freq. [Hz]	2.3	2.3	2.3	2.4	2.3	2.3
Avg. Stride Length [m]	6.1	7.0	7.1	7.2	7.2	6.9



- [] Ranking at each section and finish
- .-.- No data available at this section
- NA No data available



Horse/Jockey Name	Lenny Rocket
Final Rank	7
Fastest Section Time (Section)	0:11.37 (600m)
Top Speed [km/h] (Section)	64.2 (600m)
Race State	Finished



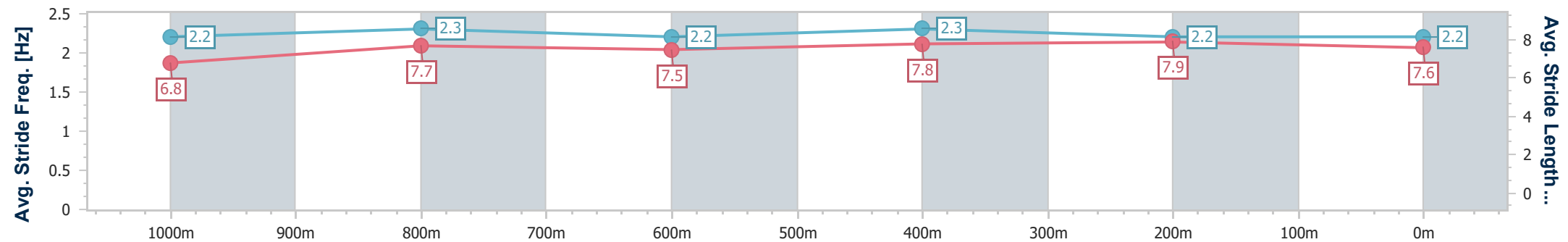
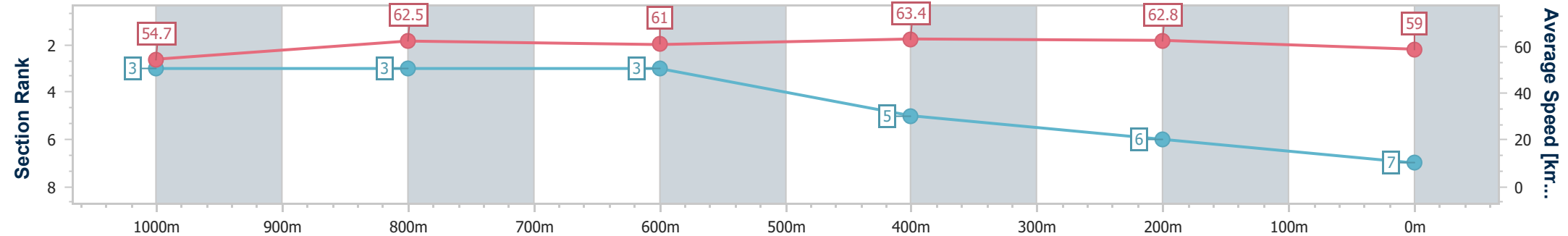
Rockhampton QLD Professional
Race 3: GRANT & SIMPSON LAWYERS Class 2 Handicap - 1200m



29 November 2024 - 14:07

Track Rating: Soft 5, Weather: Overcast, Rail Position: +6.5m Entire

Section	Overall	1000m	800m	600m	400m	200m
Section Times	1:11.51 [7] (0:13.18)	0:58.33 [3] (0:11.40)	0:46.93 [3] (0:11.88)	0:35.05 [3] (0:11.37)	0:23.68 [5] (0:11.45)	0:12.23 [6] (0:12.23)
Average Speed [km/h]	54.7	62.5	61.0	63.4	62.8	59.0
Top Speed [km/h]	63.7	63.2	62.3	64.2	64.1	61.1
Avg. Dist. to Rail [m]	0.9	1.6	1.2	2.0	1.8	3.9
Avg. Stride Freq. [Hz]	2.2	2.3	2.2	2.3	2.2	2.2
Avg. Stride Length [m]	6.8	7.7	7.5	7.8	7.9	7.6



- [] Ranking at each section and finish
- .-.- No data available at this section
- NA No data available