



Rockhampton QLD Professional

Race 2: DICK SULLIVAN MEMORIAL Maiden Handicap - 1500m

29 November 2024 - 13:33



Track Rating: Soft 5, Weather: Overcast, Rail Position: +6.5m Entire

Section	Overall												Last 600m	
Field Times	0:03.40												0:03.40	
	(0:14.46)													
					1400m	1200m	1000m	800m	600m	400m				
Rank	TAB	Horse/Jockey	Barrier	Top Speed [km/h]	Fastest Section								Distance Travelled [m]	
1	5	SHY REBEL Madeleine Wishart	2	63.7 1200m	0:03.40 200m	0:03.40 [1] (0:00.00)	0:03.40 [4] (0:00.00)	0:03.40 [6] (0:00.00)	0:03.40 [3] (0:00.00)	0:03.40 [3] (0:00.00)	0:03.40 [2] (0:00.00)	0:03.40 [1] (0:00.00)	0:03.40	
2	8	HADMYTIME Justin Stanley	1	64.5 1400m	0:03.83 200m	1:30.90 [2] (0:14.51)	1:16.39 [6] (0:14.51)	1:01.88 [5] (0:14.52)	0:47.36 [5] (0:14.51)	0:32.85 [5] (0:14.51)	0:18.34 [5] (0:14.51)	0:03.83 [5] (0:00.00)	0:18.34	+1
3	3	PEAKING TOM Warwick Satherley	5	63.7 1400m	0:03.79 200m	1:30.95 [3] (0:14.53)	1:16.42 [10] (0:14.52)	1:01.90 [10] (0:14.53)	0:47.37 [10] (0:14.52)	0:32.85 [10] (0:14.53)	0:18.32 [10] (0:14.53)	0:03.79 [10] (0:00.00)	0:18.32	+5
4	11	TIME TO TURN Damien Boutet	3	64.8 600m	0:03.97 200m	1:31.05 [4] (0:14.51)	1:16.54 [5] (0:14.52)	1:02.02 [6] (0:14.51)	0:47.51 [6] (0:14.51)	0:33.00 [6] (0:14.52)	0:18.48 [6] (0:14.51)	0:03.97 [6] (0:00.00)	0:18.48	+1
5	9	MY PEPPERJACK Raul Silvera Olivera	7	64.5 1400m	0:04.07 200m	1:31.13 [5] (0:14.51)	1:16.62 [4] (0:14.51)	1:02.11 [4] (0:14.51)	0:47.60 [4] (0:14.51)	0:33.09 [4] (0:14.51)	0:18.58 [4] (0:14.51)	0:04.07 [4] (0:00.00)	0:18.58	+5
6	1	ICONIC PRINCE Ashley Butler	6	64.9 1400m	0:04.87 200m	1:31.65 [6] (0:14.46)	1:17.19 [1] (0:14.46)	1:02.73 [1] (0:14.47)	0:48.26 [1] (0:14.46)	0:33.80 [1] (0:14.47)	0:19.33 [1] (0:14.46)	0:04.87 [1] (0:00.00)	0:19.33	+6
7	2	MADNUS LEE Michael Murphy	11	66.8 1400m	0:04.89 200m	1:31.99 [7] (0:14.51)	1:17.48 [7] (0:14.52)	1:02.96 [8] (0:14.52)	0:48.44 [8] (0:14.52)	0:33.92 [8] (0:14.52)	0:19.40 [8] (0:14.51)	0:04.89 [8] (0:00.00)	0:19.40	+5
8	4	ARTHUR'S DREAM Tasha Chambers	4	66.4 1400m	0:05.09 200m	1:32.06 [8] (0:14.49)	1:17.57 [2] (0:14.50)	1:03.07 [2] (0:14.49)	0:48.58 [2] (0:14.50)	0:34.08 [2] (0:14.50)	0:19.58 [2] (0:14.49)	0:05.09 [2] (0:00.00)	0:19.58	+1
9	7	FREE CHOICE Adam Sewell	8	63.2 600m	0:05.20 200m	1:32.32 [9] (0:14.52)	1:17.80 [9] (0:14.52)	1:03.28 [9] (0:14.52)	0:48.76 [9] (0:14.52)	0:34.24 [9] (0:14.52)	0:19.72 [9] (0:14.52)	0:05.20 [9] (0:00.00)	0:19.72	+6
10	6	NGAHLI Chelsea Baker	9	65.0 600m	0:05.31 200m	1:32.40 [10] (0:14.51)	1:17.89 [7] (0:14.52)	1:03.37 [7] (0:14.52)	0:48.85 [7] (0:14.51)	0:34.34 [7] (0:14.52)	0:19.82 [7] (0:14.51)	0:05.31 [7] (0:00.00)	0:19.82	+5

[] Ranking at each section and finish
 :--:--: No data available at this section
 NA No data available

SCN Saddle cloth number
 DNF Did not finish
 DNT Did not track



Rockhampton QLD Professional

Race 2: DICK SULLIVAN MEMORIAL Maiden Handicap - 1500m



29 November 2024 - 13:33

Track Rating: Soft 5, Weather: Overcast, Rail Position: +6.5m Entire

Section	Overall	1400m	1200m	1000m	800m	600m	400m	Last 600m
Field Times	0:03.40 (0:14.46)	---	---	---	---	---	---	0:03.40

Rank	TAB	Horse/Jockey	Barrier	Top Speed [km/h]	Fastest Section	Overall	1400m	1200m	1000m	800m	600m	400m	Last 600m	Distance Travelled [m]
11	10	SEND THE MONEY Jackson Murphy	10	65.4 1400m	0:07.25 200m	1:34.30 [11] (0:14.51)	1:19.79 [3] (0:14.51)	1:05.28 [3] (0:14.50)	0:50.78 [3] (0:14.51)	0:36.27 [3] (0:14.51)	0:21.76 [3] (0:14.51)	0:07.25 [3] (0:00.00)	0:21.76	+6



Rockhampton QLD Professional

Race 2: DICK SULLIVAN MEMORIAL Maiden Handicap - 1500m



29 November 2024 - 13:33

Track Rating: Soft 5, Weather: Overcast, Rail Position: +6.5m Entire

Section				200m				Last 600m	
Field Times				----				0:03.40	
Rank	TAB	Horse/Jockey	Barrier	Top Speed [km/h]	Fastest Section	Margin			Distance Travelled [m]
1	5	SHY REBEL Madeleine Wishart	2	63.7 1200m	0:03.40 200m	0:03.40 [1] (0:03.40)	0:03.40		0:03.40
2	8	HADMYTIME Justin Stanley	1	64.5 1400m	0:03.83 200m	0:03.83 [5] (0:03.83)	1.93L		0:18.34 +1
3	3	PEAKING TOM Warwick Satherley	5	63.7 1400m	0:03.79 200m	0:03.79 [10] (0:03.79)	2.25L		0:18.32 +5
4	11	TIME TO TURN Damien Boutet	3	64.8 600m	0:03.97 200m	0:03.97 [6] (0:03.97)	2.82L		0:18.48 +1
5	9	MY PEPPERJACK Raul Silvera Olivera	7	64.5 1400m	0:04.07 200m	0:04.07 [4] (0:04.07)	3.28L		0:18.58 +5
6	1	ICONIC PRINCE Ashley Butler	6	64.9 1400m	0:04.87 200m	0:04.87 [1] (0:04.87)	6.36L		0:19.33 +6
7	2	MADNUS LEE Michael Murphy	11	66.8 1400m	0:04.89 200m	0:04.89 [8] (0:04.89)	8.32L		0:19.40 +5
8	4	ARTHUR'S DREAM Tasha Chambers	4	66.4 1400m	0:05.09 200m	0:05.09 [2] (0:05.09)	8.76L		0:19.58 +1
9	7	FREE CHOICE Adam Sewell	8	63.2 600m	0:05.20 200m	0:05.20 [9] (0:05.20)	10.26L		0:19.72 +6
10	6	NGAHLI Chelsea Baker	9	65.0 600m	0:05.31 200m	0:05.31 [7] (0:05.31)	10.77L		0:19.82 +5

[] Ranking at each section and finish
 ---- No data available at this section
 NA No data available

SCN Saddle cloth number
 DNF Did not finish
 DNT Did not track



Rockhampton QLD Professional

Race 2: DICK SULLIVAN MEMORIAL Maiden Handicap - 1500m

29 November 2024 - 13:33



Track Rating: Soft 5, Weather: Overcast, Rail Position: +6.5m Entire

Section	200m	Last 600m
Field Times	-:--:--	0:03.40

Rank	TAB	Horse/Jockey	Barrier	Top Speed [km/h]	Fastest Section	Margin	Distance Travelled [m]
11	10	SEND THE MONEY Jackson Murphy	10	65.4 1400m	0:07.25 200m (0:07.25)	0:07.25 [3] 21.91L	0:21.76 +6

[] Ranking at each section and finish
 -:--:-- No data available at this section
 NA No data available

SCN Saddle cloth number
 DNF Did not finish
 DNT Did not track



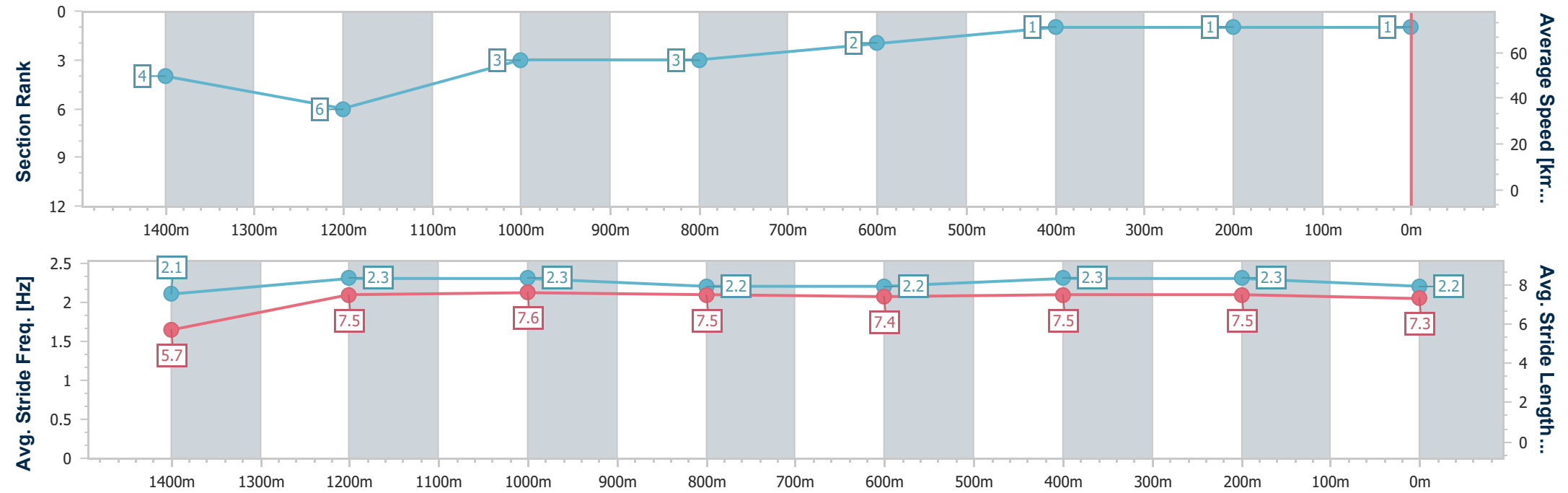
Horse/Jockey Name	Shy Rebel
Final Rank	1
Fastest Section Time (Section)	0:03.40 (200m)
Top Speed [km/h] (Section)	63.7 (1200m)
Race State	Finished



Rockhampton QLD Professional
 Race 2: DICK SULLIVAN MEMORIAL Maiden Handicap - 1500m
 29 November 2024 - 13:33
 Track Rating: Soft 5, Weather: Overcast, Rail Position: +6.5m Entire



Section	Overall	1400m	1200m	1000m	800m	600m	400m	200m
Section Times	0:03.40 [1] (0:00.00)	0:03.40 [4] (0:00.00)	0:03.40 [6] (0:00.00)	0:03.40 [3] (0:00.00)	0:03.40 [3] (0:00.00)	0:03.40 [2] (0:00.00)	0:03.40 [1] (0:00.00)	0:03.40 [1] (0:03.40)
Average Speed [km/h]	∞	∞	∞	∞	∞	∞	∞	211.6
Top Speed [km/h]	60.4	63.6	63.7	62.0	61.1	63.6	63.3	59.9
Avg. Dist. to Rail [m]	0.2	1.2	2.0	1.7	1.6	4.3	4.5	5.1
Avg. Stride Freq. [Hz]	2.1	2.3	2.3	2.2	2.2	2.3	2.3	2.2
Avg. Stride Length [m]	5.7	7.5	7.6	7.5	7.4	7.5	7.5	7.3



- [] Ranking at each section and finish
- .-.-.- No data available at this section
- NA No data available



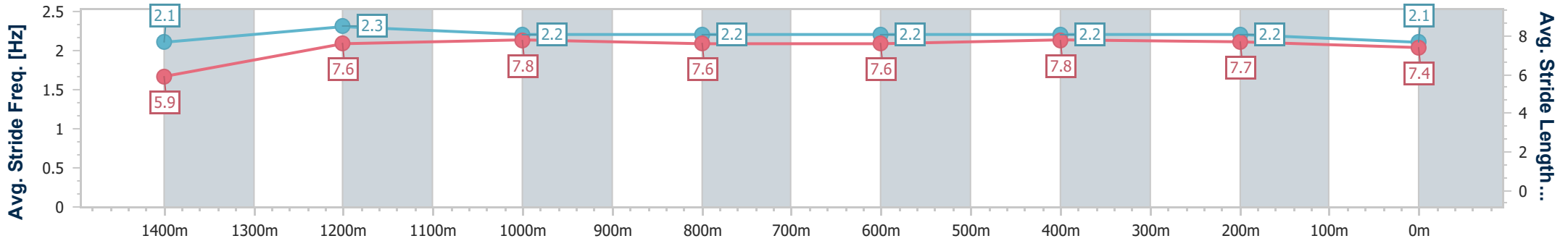
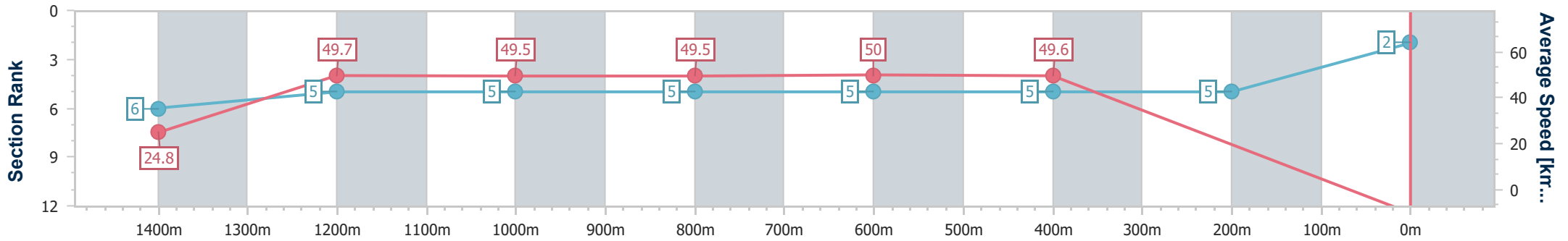
Horse/Jockey Name	Hadmytime
Final Rank	2
Fastest Section Time (Section)	0:03.83 (200m)
Top Speed [km/h] (Section)	64.5 (1400m)
Race State	Finished



Rockhampton QLD Professional
 Race 2: DICK SULLIVAN MEMORIAL Maiden Handicap - 1500m
 29 November 2024 - 13:33
 Track Rating: Soft 5, Weather: Overcast, Rail Position: +6.5m Entire



Section	Overall	1400m	1200m	1000m	800m	600m	400m	200m
Section Times	1:30.90 [2] (0:14.51)	1:16.39 [6] (0:14.51)	1:01.88 [5] (0:14.52)	0:47.36 [5] (0:14.51)	0:32.85 [5] (0:14.51)	0:18.34 [5] (0:14.51)	0:03.83 [5] (0:00.00)	0:03.83 [5] (0:03.83)
Average Speed [km/h]	24.8	49.7	49.5	49.5	50.0	49.6	∞	187.8
Top Speed [km/h]	60.9	64.5	64.1	62.1	60.6	62.5	62.0	59.0
Avg. Dist. to Rail [m]	0.2	0.5	0.5	0.5	1.2	2.1	2.4	2.5
Avg. Stride Freq. [Hz]	2.1	2.3	2.2	2.2	2.2	2.2	2.2	2.1
Avg. Stride Length [m]	5.9	7.6	7.8	7.6	7.6	7.8	7.7	7.4



- [] Ranking at each section and finish
- .-.- No data available at this section
- NA No data available



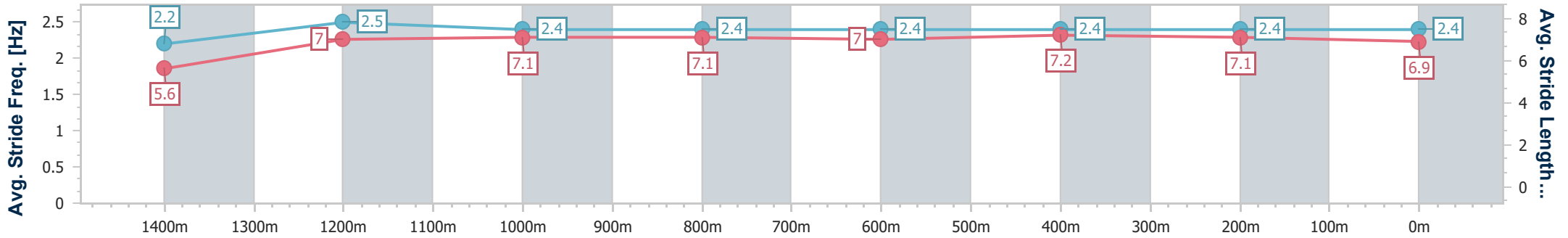
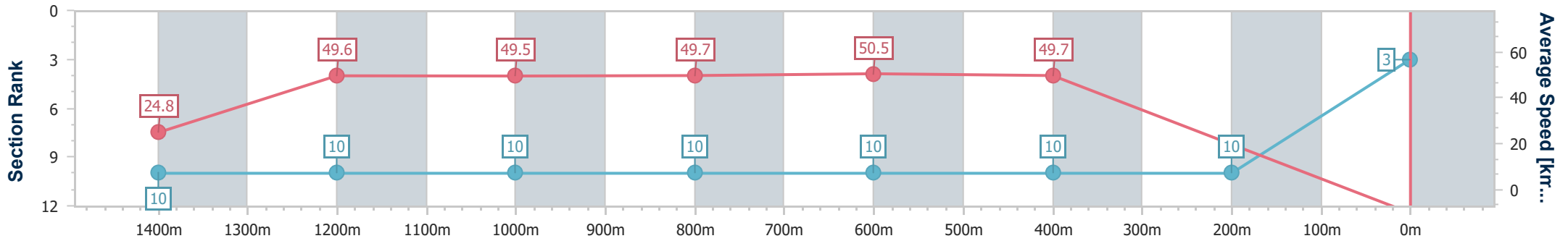
Horse/Jockey Name	Peaking Tom
Final Rank	3
Fastest Section Time (Section)	0:03.79 (200m)
Top Speed [km/h] (Section)	63.7 (1400m)
Race State	Finished



Rockhampton QLD Professional
 Race 2: DICK SULLIVAN MEMORIAL Maiden Handicap - 1500m
 29 November 2024 - 13:33
 Track Rating: Soft 5, Weather: Overcast, Rail Position: +6.5m Entire



Section	Overall	1400m	1200m	1000m	800m	600m	400m	200m
Section Times	1:30.95 [3] (0:14.53)	1:16.42 [10] (0:14.52)	1:01.90 [10] (0:14.53)	0:47.37 [10] (0:14.52)	0:32.85 [10] (0:14.53)	0:18.32 [10] (0:14.53)	0:03.79 [10] (0:00.00)	0:03.79 [10] (0:03.79)
Average Speed [km/h]	24.8	49.6	49.5	49.7	50.5	49.7	∞	190.1
Top Speed [km/h]	60.6	63.7	63.2	62.2	61.1	63.6	63.4	61.4
Avg. Dist. to Rail [m]	2.9	0.8	0.3	0.4	2.6	5.0	6.7	7.0
Avg. Stride Freq. [Hz]	2.2	2.5	2.4	2.4	2.4	2.4	2.4	2.4
Avg. Stride Length [m]	5.6	7.0	7.1	7.1	7.0	7.2	7.1	6.9



- [] Ranking at each section and finish
- .-.- No data available at this section
- NA No data available



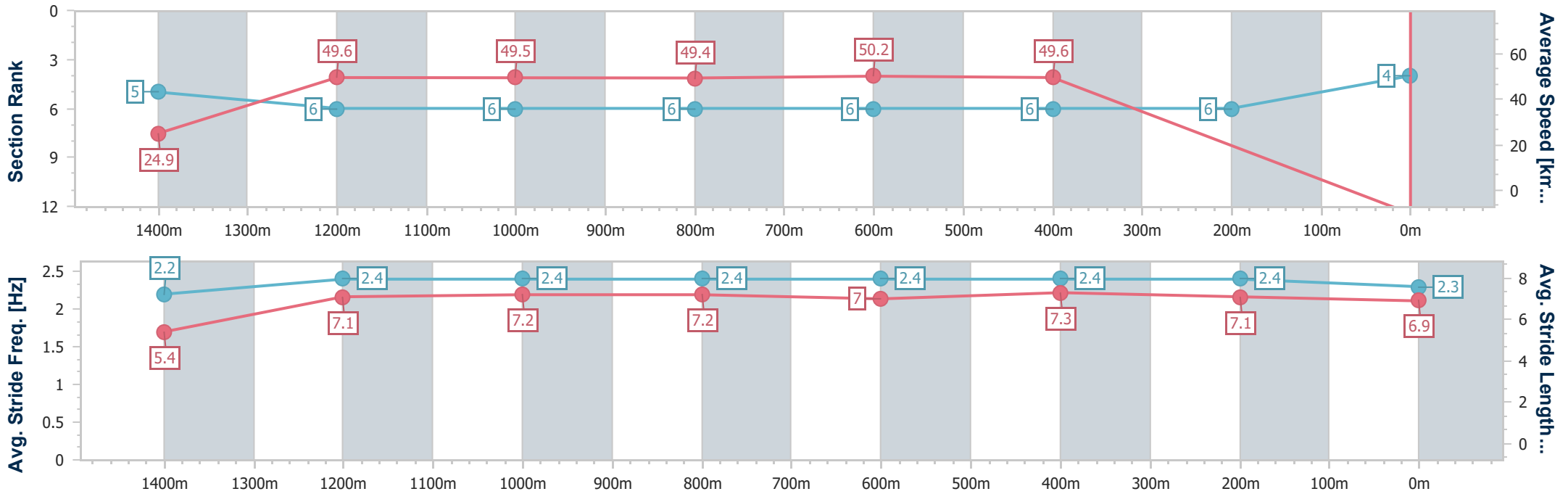
Horse/Jockey Name	Time To Turn
Final Rank	4
Fastest Section Time (Section)	0:03.97 (200m)
Top Speed [km/h] (Section)	64.8 (600m)
Race State	Finished



Rockhampton QLD Professional
 Race 2: DICK SULLIVAN MEMORIAL Maiden Handicap - 1500m
 29 November 2024 - 13:33
 Track Rating: Soft 5, Weather: Overcast, Rail Position: +6.5m Entire



Section	Overall	1400m	1200m	1000m	800m	600m	400m	200m
Section Times	1:31.05 [4] (0:14.51)	1:16.54 [5] (0:14.52)	1:02.02 [6] (0:14.51)	0:47.51 [6] (0:14.51)	0:33.00 [6] (0:14.52)	0:18.48 [6] (0:14.51)	0:03.97 [6] (0:00.00)	0:03.97 [6] (0:03.97)
Average Speed [km/h]	24.9	49.6	49.5	49.4	50.2	49.6	∞	181.2
Top Speed [km/h]	59.7	63.9	63.6	63.6	61.6	64.8	64.4	60.3
Avg. Dist. to Rail [m]	2.1	0.4	0.6	0.7	1.3	1.8	3.1	5.1
Avg. Stride Freq. [Hz]	2.2	2.4	2.4	2.4	2.4	2.4	2.4	2.3
Avg. Stride Length [m]	5.4	7.1	7.2	7.2	7.0	7.3	7.1	6.9



- [] Ranking at each section and finish
- .-.-.- No data available at this section
- NA No data available



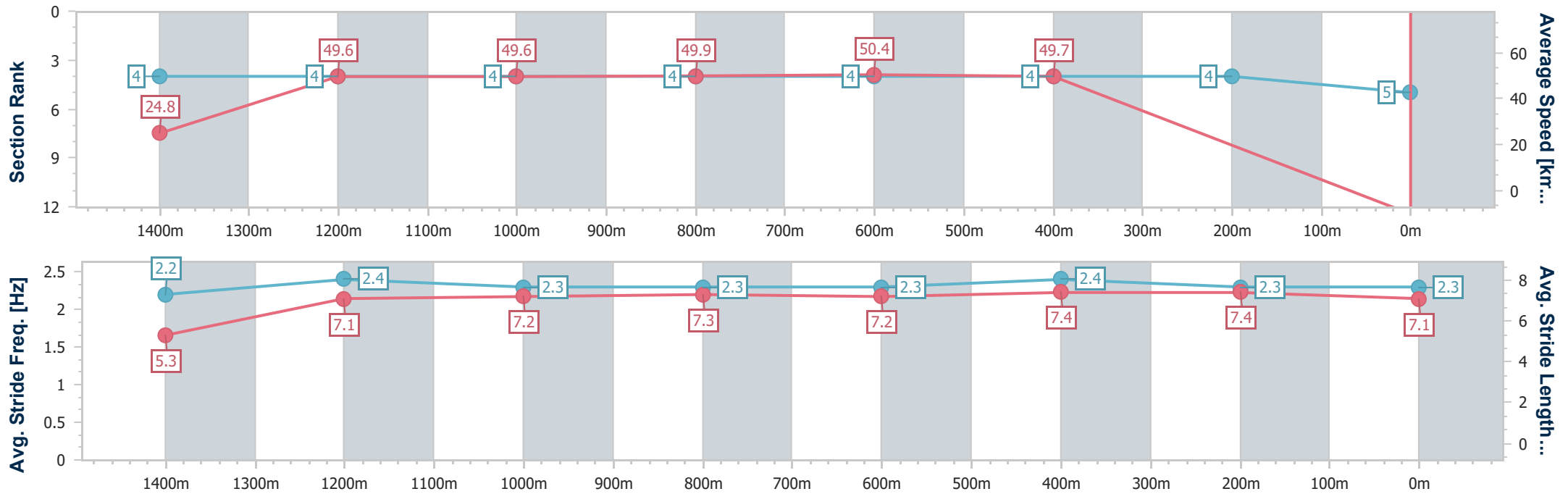
Horse/Jockey Name	My Pepperjack
Final Rank	5
Fastest Section Time (Section)	0:04.07 (200m)
Top Speed [km/h] (Section)	64.5 (1400m)
Race State	Finished



Rockhampton QLD Professional
 Race 2: DICK SULLIVAN MEMORIAL Maiden Handicap - 1500m
 29 November 2024 - 13:33
 Track Rating: Soft 5, Weather: Overcast, Rail Position: +6.5m Entire



Section	Overall	1400m	1200m	1000m	800m	600m	400m	200m
Section Times	1:31.13 [5] (0:14.51)	1:16.62 [4] (0:14.51)	1:02.11 [4] (0:14.51)	0:47.60 [4] (0:14.51)	0:33.09 [4] (0:14.51)	0:18.58 [4] (0:14.51)	0:04.07 [4] (0:00.00)	0:04.07 [4] (0:04.07)
Average Speed [km/h]	24.8	49.6	49.6	49.9	50.4	49.7	∞	177.1
Top Speed [km/h]	58.9	64.5	63.1	61.4	61.3	64.1	64.2	61.4
Avg. Dist. to Rail [m]	5.5	0.8	0.7	0.9	1.9	4.2	5.8	7.0
Avg. Stride Freq. [Hz]	2.2	2.4	2.3	2.3	2.3	2.4	2.3	2.3
Avg. Stride Length [m]	5.3	7.1	7.2	7.3	7.2	7.4	7.4	7.1



- [] Ranking at each section and finish
- .-.-.- No data available at this section
- NA No data available



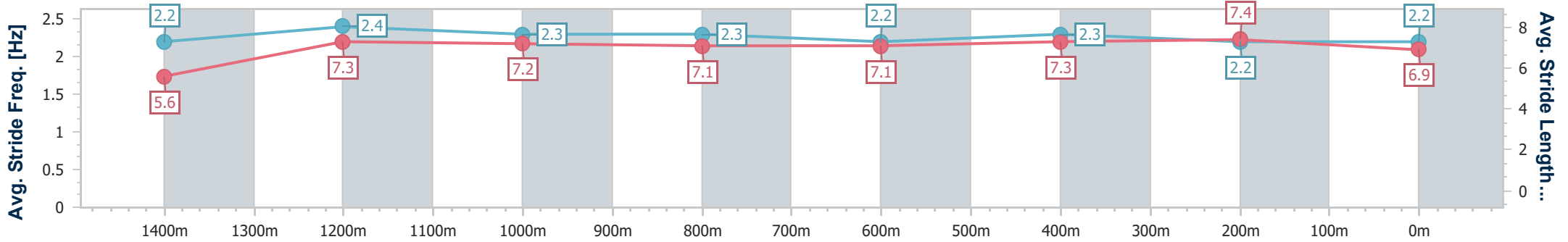
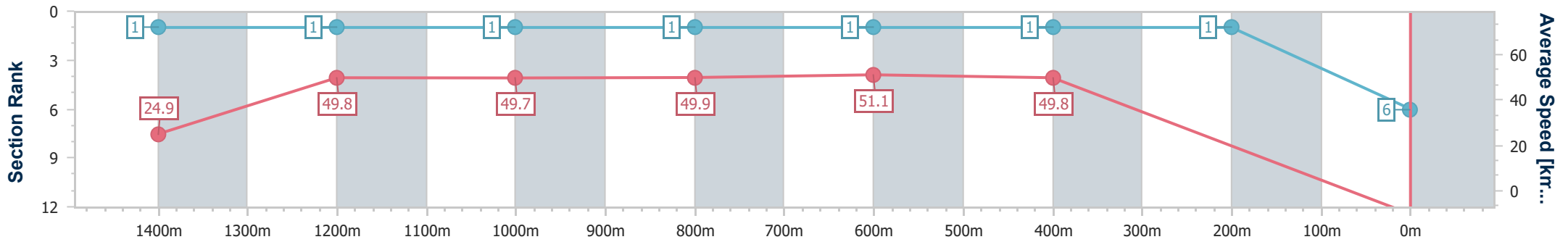
Horse/Jockey Name	Iconic Prince
Final Rank	6
Fastest Section Time (Section)	0:04.87 (200m)
Top Speed [km/h] (Section)	64.9 (1400m)
Race State	Finished



Rockhampton QLD Professional
 Race 2: DICK SULLIVAN MEMORIAL Maiden Handicap - 1500m
 29 November 2024 - 13:33
 Track Rating: Soft 5, Weather: Overcast, Rail Position: +6.5m Entire



Section	Overall	1400m	1200m	1000m	800m	600m	400m	200m
Section Times	1:31.65 [6] (0:14.46)	1:17.19 [1] (0:14.46)	1:02.73 [1] (0:14.47)	0:48.26 [1] (0:14.46)	0:33.80 [1] (0:14.47)	0:19.33 [1] (0:14.46)	0:04.87 [1] (0:00.00)	0:04.87 [1] (0:04.87)
Average Speed [km/h]	24.9	49.8	49.7	49.9	51.1	49.8	∞	148.0
Top Speed [km/h]	61.6	64.9	63.7	62.8	60.6	62.2	62.2	58.1
Avg. Dist. to Rail [m]	4.4	2.0	0.2	0.5	3.1	4.9	6.0	4.7
Avg. Stride Freq. [Hz]	2.2	2.4	2.3	2.3	2.2	2.3	2.2	2.2
Avg. Stride Length [m]	5.6	7.3	7.2	7.1	7.1	7.3	7.4	6.9



- [] Ranking at each section and finish
- .-.- No data available at this section
- NA No data available



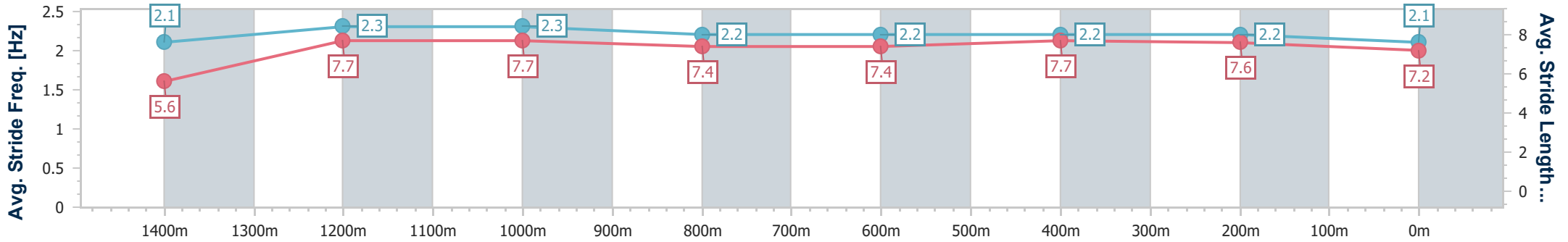
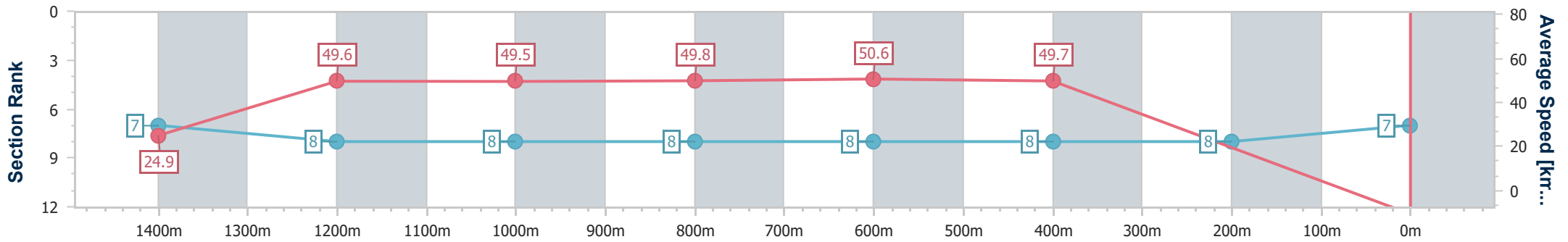
Horse/Jockey Name	Madnus Lee
Final Rank	7
Fastest Section Time (Section)	0:04.89 (200m)
Top Speed [km/h] (Section)	66.8 (1400m)
Race State	Finished



Rockhampton QLD Professional
 Race 2: DICK SULLIVAN MEMORIAL Maiden Handicap - 1500m
 29 November 2024 - 13:33
 Track Rating: Soft 5, Weather: Overcast, Rail Position: +6.5m Entire



Section	Overall	1400m	1200m	1000m	800m	600m	400m	200m
Section Times	1:31.99 [7] (0:14.51)	1:17.48 [7] (0:14.52)	1:02.96 [8] (0:14.52)	0:48.44 [8] (0:14.52)	0:33.92 [8] (0:14.52)	0:19.40 [8] (0:14.51)	0:04.89 [8] (0:00.00)	0:04.89 [8] (0:04.89)
Average Speed [km/h]	24.9	49.6	49.5	49.8	50.6	49.7	∞	147.1
Top Speed [km/h]	62.1	66.8	65.2	62.3	60.7	62.3	61.2	57.1
Avg. Dist. to Rail [m]	8.8	5.1	0.8	0.6	2.5	3.8	4.1	3.8
Avg. Stride Freq. [Hz]	2.1	2.3	2.3	2.2	2.2	2.2	2.2	2.1
Avg. Stride Length [m]	5.6	7.7	7.7	7.4	7.4	7.7	7.6	7.2



- [] Ranking at each section and finish
- .-.-.- No data available at this section
- NA No data available



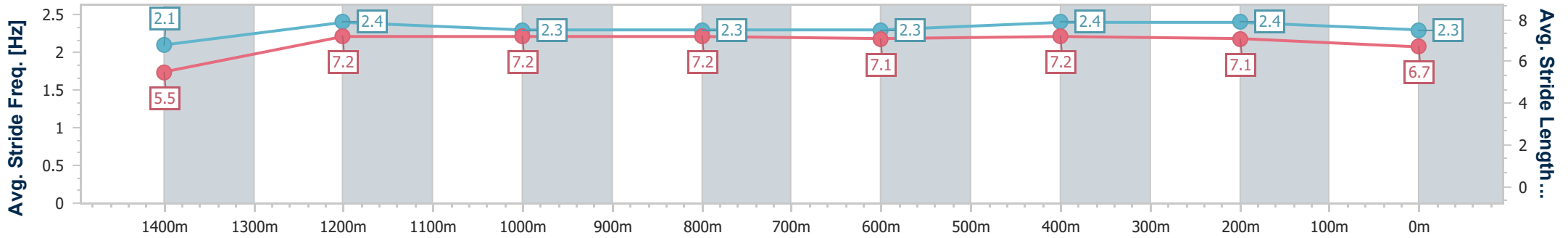
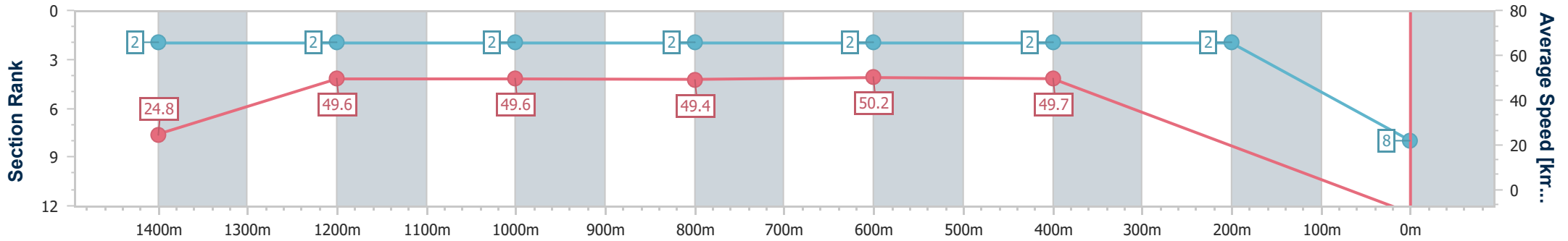
Horse/Jockey Name	Arthur's Dream
Final Rank	8
Fastest Section Time (Section)	0:05.09 (200m)
Top Speed [km/h] (Section)	66.4 (1400m)
Race State	Finished



Rockhampton QLD Professional
 Race 2: DICK SULLIVAN MEMORIAL Maiden Handicap - 1500m
 29 November 2024 - 13:33
 Track Rating: Soft 5, Weather: Overcast, Rail Position: +6.5m Entire



Section	Overall	1400m	1200m	1000m	800m	600m	400m	200m
Section Times	1:32.06 [8] (0:14.49)	1:17.57 [2] (0:14.50)	1:03.07 [2] (0:14.49)	0:48.58 [2] (0:14.50)	0:34.08 [2] (0:14.50)	0:19.58 [2] (0:14.49)	0:05.09 [2] (0:00.00)	0:05.09 [2] (0:05.09)
Average Speed [km/h]	24.8	49.6	49.6	49.4	50.2	49.7	∞	141.3
Top Speed [km/h]	61.0	66.4	62.3	62.3	61.0	64.0	63.5	59.1
Avg. Dist. to Rail [m]	3.0	0.6	0.4	0.8	1.3	2.3	4.2	6.3
Avg. Stride Freq. [Hz]	2.1	2.4	2.3	2.3	2.3	2.4	2.4	2.3
Avg. Stride Length [m]	5.5	7.2	7.2	7.2	7.1	7.2	7.1	6.7



- [] Ranking at each section and finish
- .-.- No data available at this section
- NA No data available



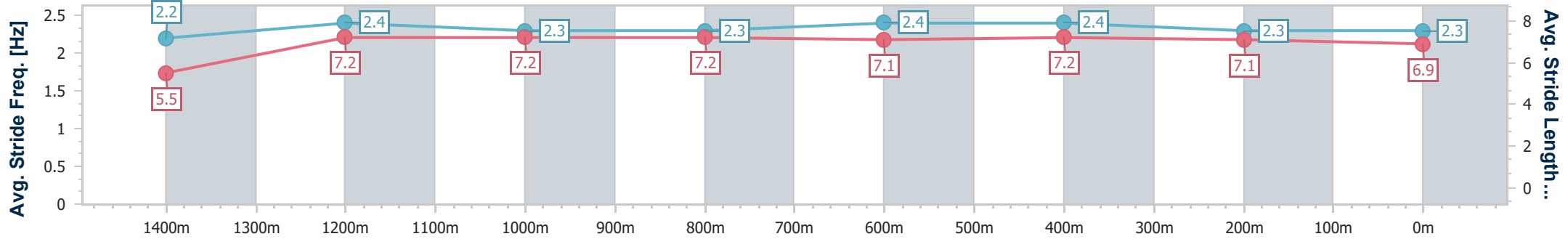
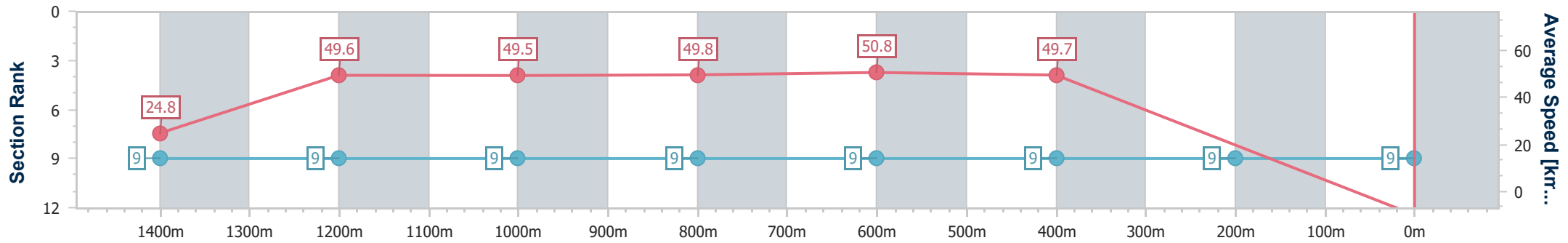
Horse/Jockey Name	Free Choice
Final Rank	9
Fastest Section Time (Section)	0:05.20 (200m)
Top Speed [km/h] (Section)	63.2 (600m)
Race State	Finished



Rockhampton QLD Professional
 Race 2: DICK SULLIVAN MEMORIAL Maiden Handicap - 1500m
 29 November 2024 - 13:33
 Track Rating: Soft 5, Weather: Overcast, Rail Position: +6.5m Entire



Section	Overall	1400m	1200m	1000m	800m	600m	400m	200m
Section Times	1:32.32 [9] (0:14.52)	1:17.80 [9] (0:14.52)	1:03.28 [9] (0:14.52)	0:48.76 [9] (0:14.52)	0:34.24 [9] (0:14.52)	0:19.72 [9] (0:14.52)	0:05.20 [9] (0:00.00)	0:05.20 [9] (0:05.20)
Average Speed [km/h]	24.8	49.6	49.5	49.8	50.8	49.7	∞	138.4
Top Speed [km/h]	60.4	63.1	62.7	61.7	61.6	63.2	62.4	58.9
Avg. Dist. to Rail [m]	5.9	1.9	0.4	0.8	3.0	4.1	4.0	4.2
Avg. Stride Freq. [Hz]	2.2	2.4	2.3	2.3	2.4	2.4	2.3	2.3
Avg. Stride Length [m]	5.5	7.2	7.2	7.2	7.1	7.2	7.1	6.9



- [] Ranking at each section and finish
- .-.- No data available at this section
- NA No data available



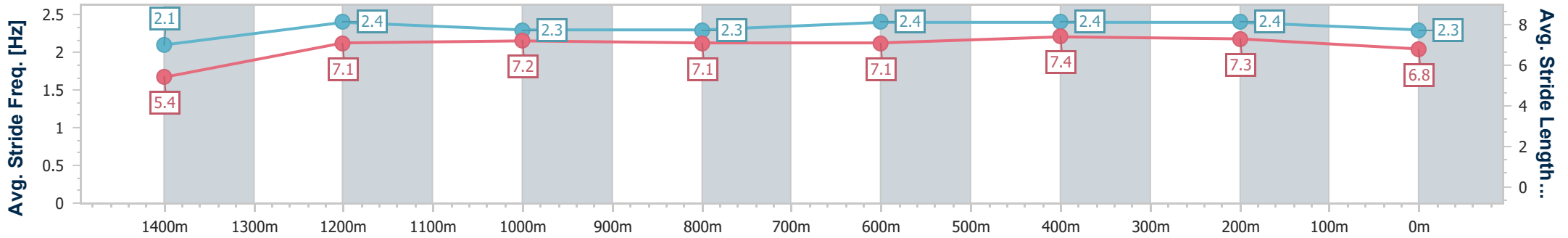
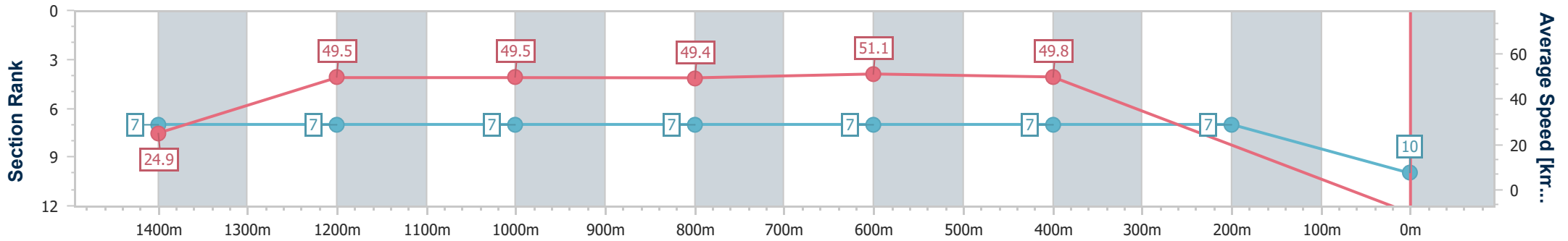
Horse/Jockey Name	Ngahli
Final Rank	10
Fastest Section Time (Section)	0:05.31 (200m)
Top Speed [km/h] (Section)	65.0 (600m)
Race State	Finished



Rockhampton QLD Professional
 Race 2: DICK SULLIVAN MEMORIAL Maiden Handicap - 1500m
 29 November 2024 - 13:33
 Track Rating: Soft 5, Weather: Overcast, Rail Position: +6.5m Entire



Section	Overall	1400m	1200m	1000m	800m	600m	400m	200m
Section Times	1:32.40 [10] (0:14.51)	1:17.89 [7] (0:14.52)	1:03.37 [7] (0:14.52)	0:48.85 [7] (0:14.51)	0:34.34 [7] (0:14.52)	0:19.82 [7] (0:14.51)	0:05.31 [7] (0:00.00)	0:05.31 [7] (0:05.31)
Average Speed [km/h]	24.9	49.5	49.5	49.4	51.1	49.8	∞	135.5
Top Speed [km/h]	57.5	63.2	61.2	61.3	61.3	65.0	64.4	59.7
Avg. Dist. to Rail [m]	5.0	1.7	1.2	1.1	3.9	3.9	3.2	3.1
Avg. Stride Freq. [Hz]	2.1	2.4	2.3	2.3	2.4	2.4	2.4	2.3
Avg. Stride Length [m]	5.4	7.1	7.2	7.1	7.1	7.4	7.3	6.8



- [] Ranking at each section and finish
- .-.- No data available at this section
- NA No data available



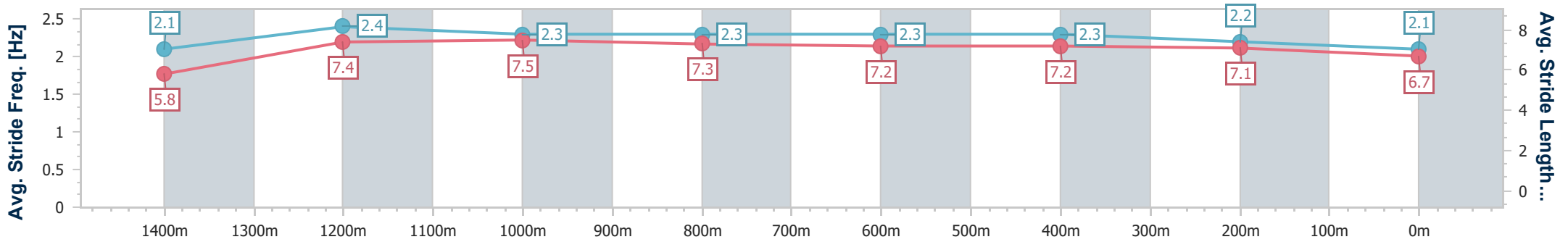
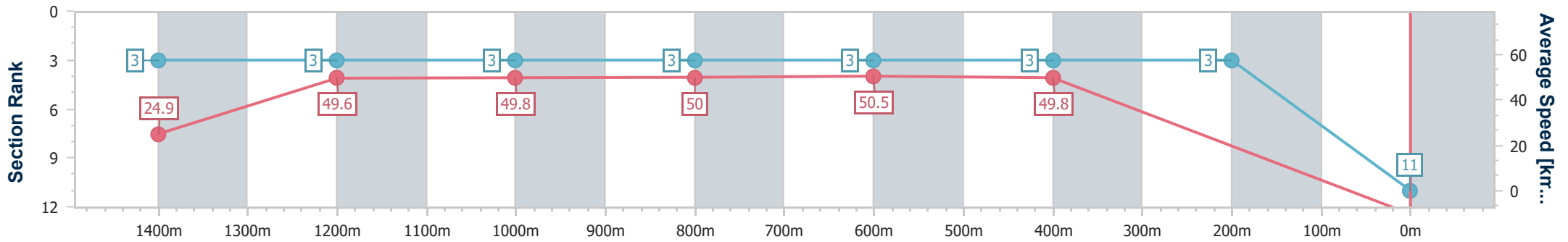
Horse/Jockey Name	Send The Money
Final Rank	11
Fastest Section Time (Section)	0:07.25 (200m)
Top Speed [km/h] (Section)	65.4 (1400m)
Race State	Finished



Rockhampton QLD Professional
 Race 2: DICK SULLIVAN MEMORIAL Maiden Handicap - 1500m
 29 November 2024 - 13:33
 Track Rating: Soft 5, Weather: Overcast, Rail Position: +6.5m Entire



Section	Overall	1400m	1200m	1000m	800m	600m	400m	200m
Section Times	1:34.30 [11] (0:14.51)	1:19.79 [3] (0:14.51)	1:05.28 [3] (0:14.50)	0:50.78 [3] (0:14.51)	0:36.27 [3] (0:14.51)	0:21.76 [3] (0:14.51)	0:07.25 [3] (0:00.00)	0:07.25 [3] (0:07.25)
Average Speed [km/h]	24.9	49.6	49.8	50.0	50.5	49.8	∞	99.3
Top Speed [km/h]	60.0	65.4	63.8	62.5	61.3	61.3	58.4	53.2
Avg. Dist. to Rail [m]	7.6	3.6	1.5	1.3	2.5	4.4	6.3	5.7
Avg. Stride Freq. [Hz]	2.1	2.4	2.3	2.3	2.3	2.3	2.2	2.1
Avg. Stride Length [m]	5.8	7.4	7.5	7.3	7.2	7.2	7.1	6.7



- [] Ranking at each section and finish
- .-.- No data available at this section
- NA No data available