



Rockhampton QLD Professional

Race 1: GREAT NORTHERN RATINGS BAND 0 - 55 Handicap - 1600m

29 November 2024 - 12:56



Track Rating: Soft 5, Weather: Overcast, Rail Position: +6.5m Entire

Section		Overall	1400m	1200m	1000m	800m	600m	400m	Last 600m				
Field Times		1:36.66 (0:13.47)	1:23.19 (0:11.82)	1:11.37 (0:12.12)	0:59.25 (0:12.26)	0:46.99 (0:12.26)	0:34.73 (0:11.60)	0:23.13 (0:11.33)	0:34.73				
Rank	TAB Horse/Jockey	Barrier	Top Speed [km/h]	Fastest Section									Distance Travelled [m]
1	3 BO BO BEWARE Liv O'Donnell	5	64.8 400m	0:11.33 400m	1:36.66 [1] (0:13.47)	1:23.19 [1] (0:11.82)	1:11.37 [1] (0:12.12)	0:59.25 [1] (0:12.26)	0:46.99 [1] (0:12.26)	0:34.73 [1] (0:11.60)	0:23.13 [1] (0:11.33)	0:34.73	
2	2 GENERAL HIPPO Jackson Murphy	2	63.9 400m	0:11.42 400m	1:37.38 [2] (0:13.77)	1:23.61 [4] (0:11.97)	1:11.64 [4] (0:12.10)	0:59.54 [4] (0:12.28)	0:47.26 [4] (0:12.22)	0:35.04 [4] (0:11.65)	0:23.39 [4] (0:11.42)	0:35.04	+3
3	5 ROY'S ROAD Ashley Butler	3	63.8 400m	0:11.46 400m	1:37.40 [3] (0:13.62)	1:23.78 [2] (0:11.86)	1:11.92 [2] (0:12.05)	0:59.87 [2] (0:12.28)	0:47.59 [2] (0:12.38)	0:35.21 [2] (0:11.61)	0:23.60 [2] (0:11.46)	0:35.21	+4
4	4 MR GREY Warwick Satherley	1	63.6 400m	0:11.44 400m	1:37.70 [4] (0:13.75)	1:23.95 [3] (0:11.81)	1:12.14 [3] (0:12.11)	1:00.03 [3] (0:12.29)	0:47.74 [3] (0:12.27)	0:35.47 [3] (0:11.62)	0:23.85 [3] (0:11.44)	0:35.47	+2
5	6 NAHEIGHTKAY Madeleine Wishart	4	63.8 600m	0:11.44 400m	1:37.72 [5] (0:14.00)	1:23.72 [5] (0:11.85)	1:11.87 [5] (0:12.16)	0:59.71 [5] (0:12.34)	0:47.37 [5] (0:12.26)	0:35.11 [5] (0:11.64)	0:23.47 [5] (0:11.44)	0:35.11	+4

Scratched: Deel With Me (#1)

[] Ranking at each section and finish
 -:-:- No data available at this section
 NA No data available

SCN Saddle cloth number
 DNF Did not finish
 DNT Did not track



Rockhampton QLD Professional

Race 1: GREAT NORTHERN RATINGS BAND 0 - 55 Handicap - 1600m

29 November 2024 - 12:56



Track Rating: Soft 5, Weather: Overcast, Rail Position: +6.5m Entire

Section				200m				Last 600m	
Field Times				0:11.80 (0:11.80)				0:34.73	
Rank	TAB	Horse/Jockey	Barrier	Top Speed [km/h]	Fastest Section	Margin			Distance Travelled [m]
1	3	BO BO BEWARE Liv O'Donnell	5	64.8 400m	0:11.33 400m	0:11.80 [1] (0:11.80)	1:36.66		0:34.73
2	2	GENERAL HIPPO Jackson Murphy	2	63.9 400m	0:11.42 400m	0:11.97 [4] (0:11.97)	4.25L		0:35.04 +3
3	5	ROY'S ROAD Ashley Butler	3	63.8 400m	0:11.46 400m	0:12.14 [2] (0:12.14)	4.4L		0:35.21 +4
4	4	MR GREY Warwick Satherley	1	63.6 400m	0:11.44 400m	0:12.41 [3] (0:12.41)	6.17L		0:35.47 +2
5	6	NAHEIGHTKAY Madeleine Wishart	4	63.8 600m	0:11.44 400m	0:12.03 [5] (0:12.03)	6.24L		0:35.11 +4

Scratched: Deel With Me (#1)

[] Ranking at each section and finish
 -:-:- No data available at this section
 NA No data available

SCN Saddle cloth number
 DNF Did not finish
 DNT Did not track



Horse/Jockey Name	Bo Bo Beware
Final Rank	1
Fastest Section Time (Section)	0:11.33 (400m)
Top Speed [km/h] (Section)	64.8 (400m)
Race State	Finished



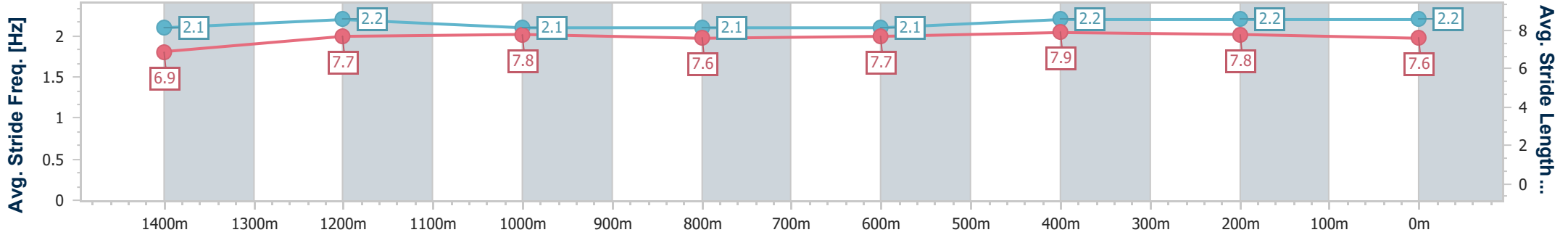
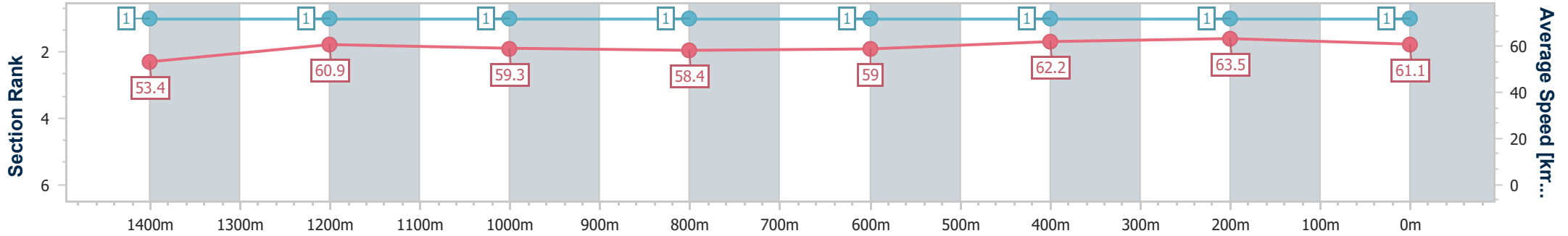
Rockhampton QLD Professional
Race 1: GREAT NORTHERN RATINGS BAND 0 - 55 Handicap - 1600m



29 November 2024 - 12:56

Track Rating: Soft 5, Weather: Overcast, Rail Position: +6.5m Entire

Section	Overall	1400m	1200m	1000m	800m	600m	400m	200m
Section Times	1:36.66 [1] (0:13.47)	1:23.19 [1] (0:11.82)	1:11.37 [1] (0:12.12)	0:59.25 [1] (0:12.26)	0:46.99 [1] (0:12.26)	0:34.73 [1] (0:11.60)	0:23.13 [1] (0:11.33)	0:11.80 [1] (0:11.80)
Average Speed [km/h]	53.4	60.9	59.3	58.4	59.0	62.2	63.5	61.1
Top Speed [km/h]	62.9	62.7	60.4	59.6	60.0	64.5	64.8	62.9
Avg. Dist. to Rail [m]	2.0	0.8	1.0	1.0	1.0	2.6	2.6	2.5
Avg. Stride Freq. [Hz]	2.1	2.2	2.1	2.1	2.1	2.2	2.2	2.2
Avg. Stride Length [m]	6.9	7.7	7.8	7.6	7.7	7.9	7.8	7.6



- [] Ranking at each section and finish
- .-.- No data available at this section
- NA No data available



Horse/Jockey Name	General Hippo
Final Rank	2
Fastest Section Time (Section)	0:11.42 (400m)
Top Speed [km/h] (Section)	63.9 (400m)
Race State	Finished



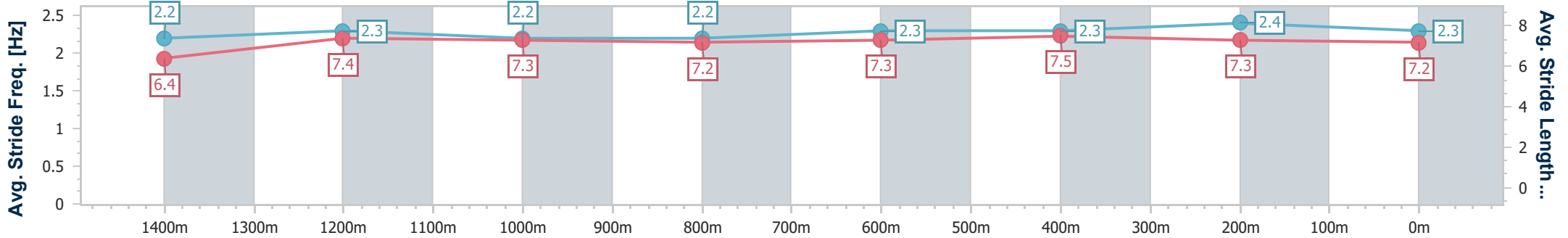
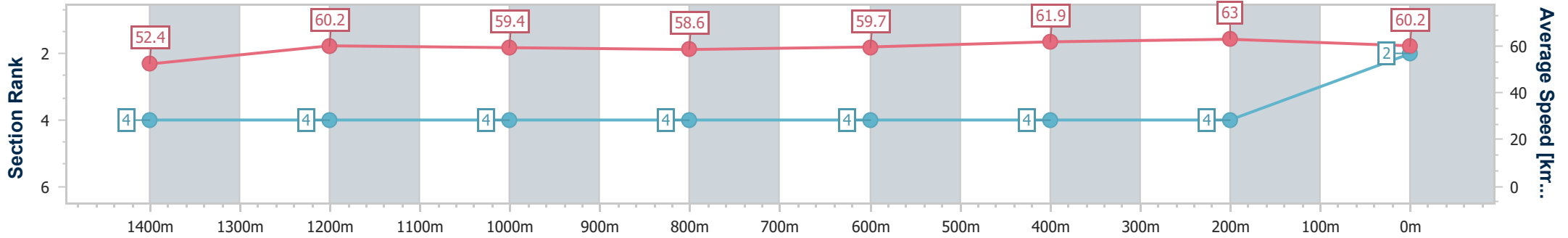
Rockhampton QLD Professional
Race 1: GREAT NORTHERN RATINGS BAND 0 - 55 Handicap - 1600m

29 November 2024 - 12:56



Track Rating: Soft 5, Weather: Overcast, Rail Position: +6.5m Entire

Section	Overall	1400m	1200m	1000m	800m	600m	400m	200m						
Section Times	1:37.38 [2] (0:13.77)	1:23.61 [4] (0:11.97)	1:11.64 [4] (0:12.10)	0:59.54 [4] (0:12.28)	0:47.26 [4] (0:12.22)	0:35.04 [4] (0:11.65)	0:23.39 [4] (0:11.42)	0:11.97 [4] (0:11.97)						
Average Speed [km/h]	52.4	60.2	59.4	58.6	59.7	61.9	63.0	60.2						
Top Speed [km/h]	60.5	61.4	60.1	59.2	61.1	63.7	63.9	63.0						
Avg. Dist. to Rail [m]	0.3	0.1	0.3	0.2	1.8	4.3	5.5	6.4						
Avg. Stride Freq. [Hz]	2.2	2.3	2.2	2.2	2.3	2.3	2.4	2.3						
Avg. Stride Length [m]	6.4	7.4	7.3	7.2	7.3	7.5	7.3	7.2						



- [] Ranking at each section and finish
- .-.- No data available at this section
- NA No data available



Horse/Jockey Name	Roy's Road
Final Rank	3
Fastest Section Time (Section)	0:11.46 (400m)
Top Speed [km/h] (Section)	63.8 (400m)
Race State	Finished



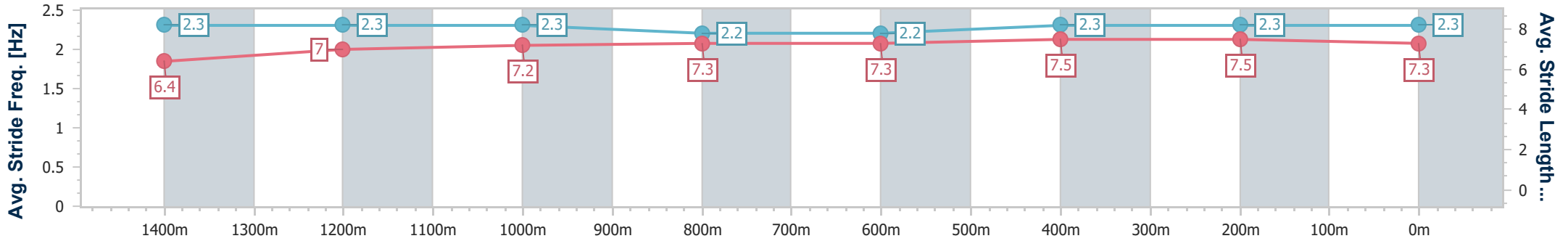
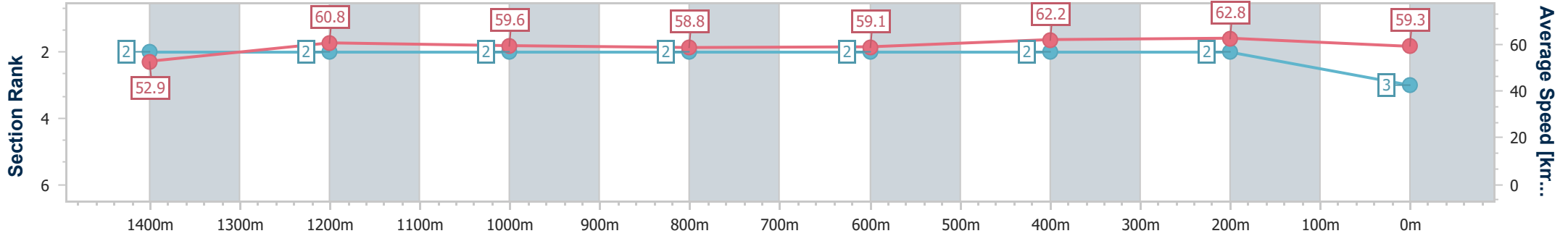
Rockhampton QLD Professional
Race 1: GREAT NORTHERN RATINGS BAND 0 - 55 Handicap - 1600m



29 November 2024 - 12:56

Track Rating: Soft 5, Weather: Overcast, Rail Position: +6.5m Entire

Section	Overall	1400m	1200m	1000m	800m	600m	400m	200m
Section Times	1:37.40 [3] (0:13.62)	1:23.78 [2] (0:11.86)	1:11.92 [2] (0:12.05)	0:59.87 [2] (0:12.28)	0:47.59 [2] (0:12.38)	0:35.21 [2] (0:11.61)	0:23.60 [2] (0:11.46)	0:12.14 [2] (0:12.14)
Average Speed [km/h]	52.9	60.8	59.6	58.8	59.1	62.2	62.8	59.3
Top Speed [km/h]	61.6	62.6	60.1	59.3	60.0	63.4	63.8	61.9
Avg. Dist. to Rail [m]	0.8	0.3	0.4	0.5	2.1	3.4	3.8	4.4
Avg. Stride Freq. [Hz]	2.3	2.3	2.3	2.2	2.2	2.3	2.3	2.3
Avg. Stride Length [m]	6.4	7.0	7.2	7.3	7.3	7.5	7.5	7.3



- [] Ranking at each section and finish
- .-.- No data available at this section
- NA No data available



Horse/Jockey Name	Mr Grey
Final Rank	4
Fastest Section Time (Section)	0:11.44 (400m)
Top Speed [km/h] (Section)	63.6 (400m)
Race State	Finished



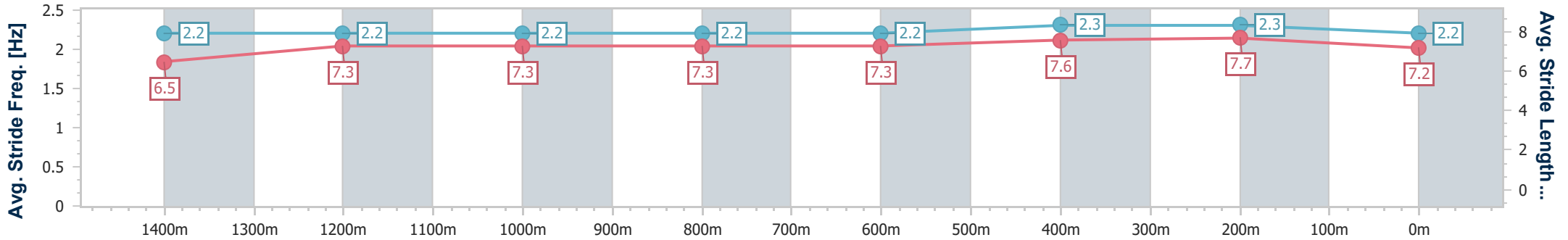
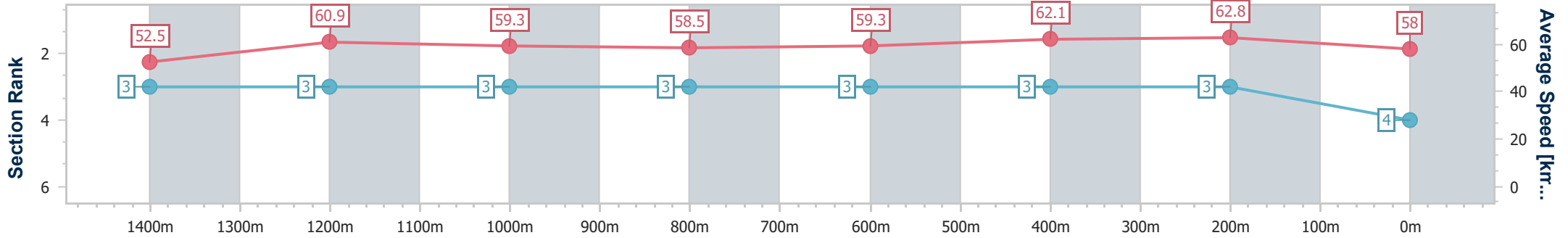
Rockhampton QLD Professional
Race 1: GREAT NORTHERN RATINGS BAND 0 - 55 Handicap - 1600m



29 November 2024 - 12:56

Track Rating: Soft 5, Weather: Overcast, Rail Position: +6.5m Entire

Section	Overall	1400m	1200m	1000m	800m	600m	400m	200m						
Section Times	1:37.70 [4] (0:13.75)	1:23.95 [3] (0:11.81)	1:12.14 [3] (0:12.11)	1:00.03 [3] (0:12.29)	0:47.74 [3] (0:12.27)	0:35.47 [3] (0:11.62)	0:23.85 [3] (0:11.44)	0:12.41 [3] (0:12.41)						
Average Speed [km/h]	52.5	60.9	59.3	58.5	59.3	62.1	62.8	58.0						
Top Speed [km/h]	60.7	62.6	59.9	59.6	60.2	63.3	63.6	61.0						
Avg. Dist. to Rail [m]	0.8	0.6	0.4	0.4	1.2	2.3	2.4	2.6						
Avg. Stride Freq. [Hz]	2.2	2.2	2.2	2.2	2.2	2.3	2.3	2.2						
Avg. Stride Length [m]	6.5	7.3	7.3	7.3	7.3	7.6	7.7	7.2						



- [] Ranking at each section and finish
- .-.- No data available at this section
- NA No data available



Horse/Jockey Name	Naheightkay
Final Rank	5
Fastest Section Time (Section)	0:11.44 (400m)
Top Speed [km/h] (Section)	63.8 (600m)
Race State	Finished



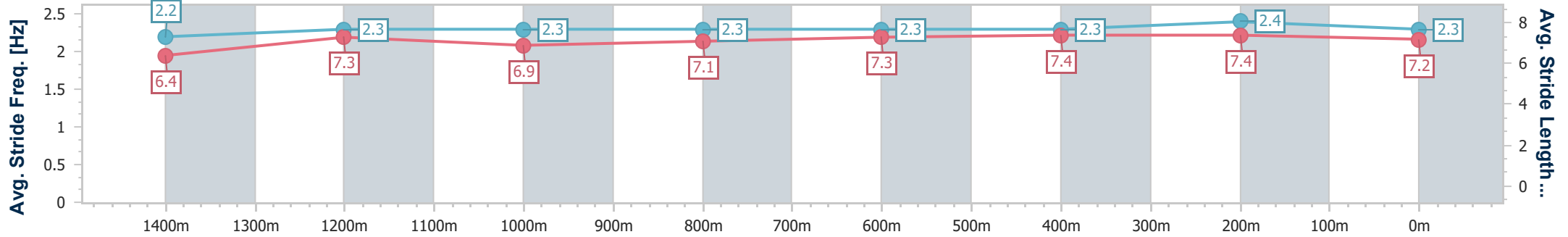
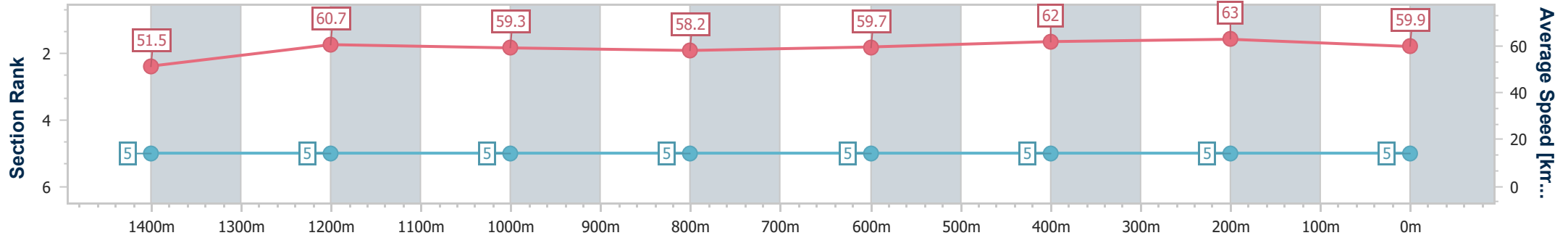
Rockhampton QLD Professional
Race 1: GREAT NORTHERN RATINGS BAND 0 - 55 Handicap - 1600m



29 November 2024 - 12:56

Track Rating: Soft 5, Weather: Overcast, Rail Position: +6.5m Entire

Section	Overall	1400m	1200m	1000m	800m	600m	400m	200m
Section Times	1:37.72 [5] (0:14.00)	1:23.72 [5] (0:11.85)	1:11.87 [5] (0:12.16)	0:59.71 [5] (0:12.34)	0:47.37 [5] (0:12.26)	0:35.11 [5] (0:11.64)	0:23.47 [5] (0:11.44)	0:12.03 [5] (0:12.03)
Average Speed [km/h]	51.5	60.7	59.3	58.2	59.7	62.0	63.0	59.9
Top Speed [km/h]	60.3	63.4	60.0	59.9	60.7	63.8	63.6	62.0
Avg. Dist. to Rail [m]	1.2	0.7	0.6	0.6	2.2	5.3	5.7	6.2
Avg. Stride Freq. [Hz]	2.2	2.3	2.3	2.3	2.3	2.3	2.4	2.3
Avg. Stride Length [m]	6.4	7.3	6.9	7.1	7.3	7.4	7.4	7.2



- [] Ranking at each section and finish
- .-.- No data available at this section
- NA No data available