



Rockhampton QLD Professional

Race 1: GREAT NORTHERN RATINGS BAND 0 - 55 Handicap - 1600m

29 November 2024 - 12:56



Track Rating: Soft 5, Weather: Overcast, Rail Position: +6.5m Entire

Section	Overall	1400m	1200m	1000m	800m	600m	400m	Last 600m						
Field Times	1:36.66 (0:13.47)	1:23.19 (0:11.82)	1:11.37 (0:12.12)	0:59.25 (0:12.26)	0:46.99 (0:12.26)	0:34.73 (0:11.60)	0:23.13 (0:11.33)	0:34.73						
Rank	TAB	Horse/Jockey	Barrier	Top Speed [km/h]	Fastest Section					Distance Travelled [m]				
1	3	BO BO BEWARE Liv O'Donnell	5	64.8 400m	0:11.33 400m	1:36.66 [1] (0:13.47)	1:23.19 [1] (0:11.82)	1:11.37 [1] (0:12.12)	0:59.25 [1] (0:12.26)	0:46.99 [1] (0:12.26)	0:34.73 [1] (0:11.60)	0:23.13 [1] (0:11.33)	0:34.73	
2	2	GENERAL HIPPO Jackson Murphy	2	63.9 400m	0:11.42 400m	1:37.38 [2] (0:13.77)	1:23.61 [4] (0:11.97)	1:11.64 [4] (0:12.10)	0:59.54 [4] (0:12.28)	0:47.26 [4] (0:12.22)	0:35.04 [4] (0:11.65)	0:23.39 [4] (0:11.42)	0:35.04	+3
3	5	ROY'S ROAD Ashley Butler	3	63.8 400m	0:11.46 400m	1:37.40 [3] (0:13.62)	1:23.78 [2] (0:11.86)	1:11.92 [2] (0:12.05)	0:59.87 [2] (0:12.28)	0:47.59 [2] (0:12.38)	0:35.21 [2] (0:11.61)	0:23.60 [2] (0:11.46)	0:35.21	+4
4	4	MR GREY Warwick Satherley	1	63.6 400m	0:11.44 400m	1:37.70 [4] (0:13.75)	1:23.95 [3] (0:11.81)	1:12.14 [3] (0:12.11)	1:00.03 [3] (0:12.29)	0:47.74 [3] (0:12.27)	0:35.47 [3] (0:11.62)	0:23.85 [3] (0:11.44)	0:35.47	+2
5	6	NAHEIGHTKAY Madeleine Wishart	4	63.8 600m	0:11.44 400m	1:37.72 [5] (0:14.00)	1:23.72 [5] (0:11.85)	1:11.87 [5] (0:12.16)	0:59.71 [5] (0:12.34)	0:47.37 [5] (0:12.26)	0:35.11 [5] (0:11.64)	0:23.47 [5] (0:11.44)	0:35.11	+4

Scratched: Deel With Me (#1)

[] Ranking at each section and finish
 -:-:- No data available at this section
 NA No data available

SCN Saddle cloth number
 DNF Did not finish
 DNT Did not track



Rockhampton QLD Professional

Race 1: GREAT NORTHERN RATINGS BAND 0 - 55 Handicap - 1600m

29 November 2024 - 12:56



Track Rating: Soft 5, Weather: Overcast, Rail Position: +6.5m Entire

Section				200m				Last 600m	
Field Times				0:11.80 (0:11.80)				0:34.73	
Rank	TAB	Horse/Jockey	Barrier	Top Speed [km/h]	Fastest Section	Margin			Distance Travelled [m]
1	3	BO BO BEWARE Liv O'Donnell	5	64.8 400m	0:11.33 400m	0:11.80 [1] (0:11.80)	1:36.66		0:34.73
2	2	GENERAL HIPPO Jackson Murphy	2	63.9 400m	0:11.42 400m	0:11.97 [4] (0:11.97)	4.25L		0:35.04 +3
3	5	ROY'S ROAD Ashley Butler	3	63.8 400m	0:11.46 400m	0:12.14 [2] (0:12.14)	4.4L		0:35.21 +4
4	4	MR GREY Warwick Satherley	1	63.6 400m	0:11.44 400m	0:12.41 [3] (0:12.41)	6.17L		0:35.47 +2
5	6	NAHEIGHTKAY Madeleine Wishart	4	63.8 600m	0:11.44 400m	0:12.03 [5] (0:12.03)	6.24L		0:35.11 +4

Scratched: Deel With Me (#1)

[] Ranking at each section and finish
 -:-:- No data available at this section
 NA No data available

SCN Saddle cloth number
 DNF Did not finish
 DNT Did not track



Horse/Jockey Name	Bo Bo Beware
Final Rank	1
Fastest Section Time (Section)	0:11.33 (400m)
Top Speed [km/h] (Section)	64.8 (400m)
Race State	Finished



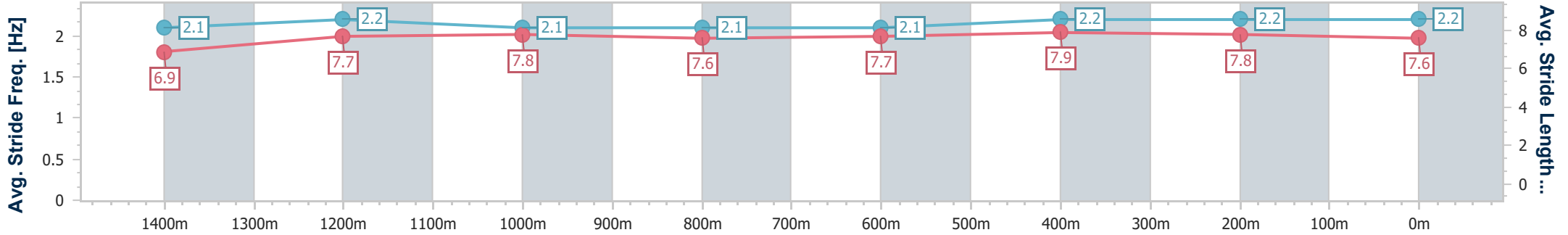
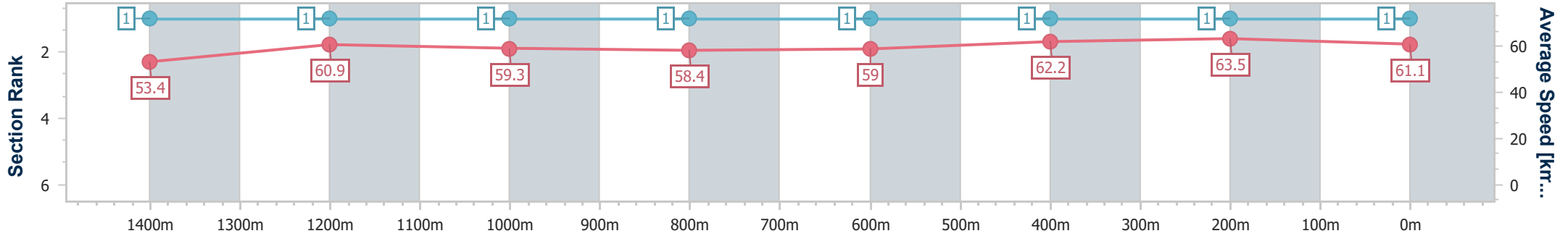
Rockhampton QLD Professional
Race 1: GREAT NORTHERN RATINGS BAND 0 - 55 Handicap - 1600m



29 November 2024 - 12:56

Track Rating: Soft 5, Weather: Overcast, Rail Position: +6.5m Entire

Section	Overall	1400m	1200m	1000m	800m	600m	400m	200m						
Section Times	1:36.66 [1] (0:13.47)	1:23.19 [1] (0:11.82)	1:11.37 [1] (0:12.12)	0:59.25 [1] (0:12.26)	0:46.99 [1] (0:12.26)	0:34.73 [1] (0:11.60)	0:23.13 [1] (0:11.33)	0:11.80 [1] (0:11.80)						
Average Speed [km/h]	53.4	60.9	59.3	58.4	59.0	62.2	63.5	61.1						
Top Speed [km/h]	62.9	62.7	60.4	59.6	60.0	64.5	64.8	62.9						
Avg. Dist. to Rail [m]	2.0	0.8	1.0	1.0	1.0	2.6	2.6	2.5						
Avg. Stride Freq. [Hz]	2.1	2.2	2.1	2.1	2.1	2.2	2.2	2.2						
Avg. Stride Length [m]	6.9	7.7	7.8	7.6	7.7	7.9	7.8	7.6						



- [] Ranking at each section and finish
- .-.- No data available at this section
- NA No data available



Horse/Jockey Name	General Hippo
Final Rank	2
Fastest Section Time (Section)	0:11.42 (400m)
Top Speed [km/h] (Section)	63.9 (400m)
Race State	Finished



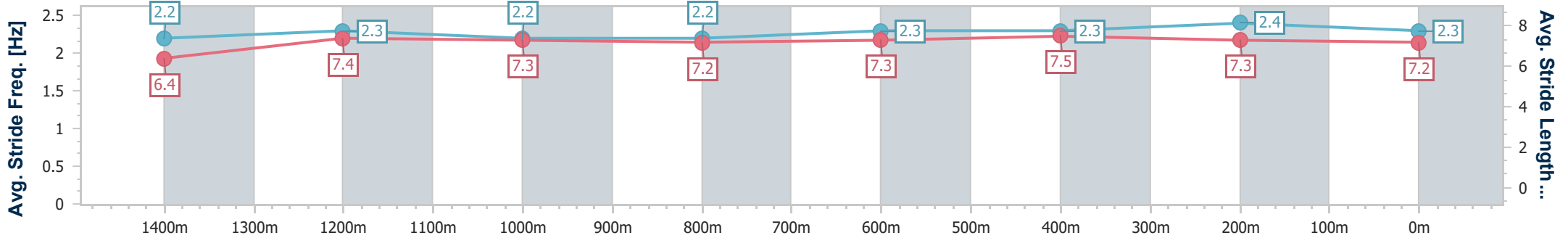
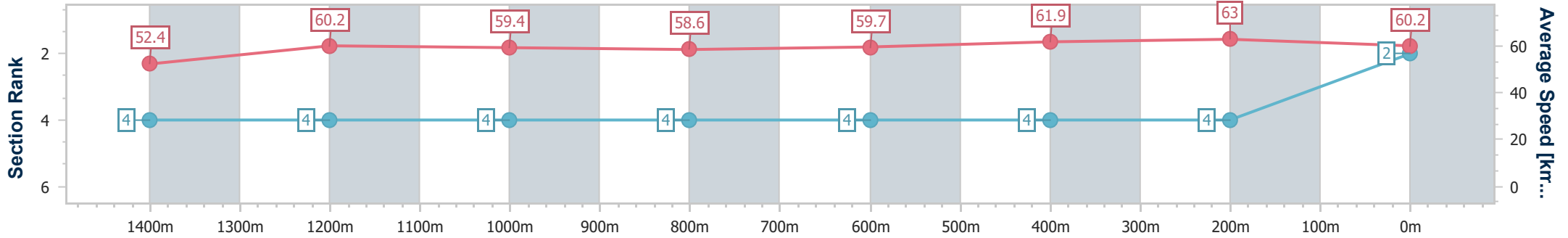
Rockhampton QLD Professional
Race 1: GREAT NORTHERN RATINGS BAND 0 - 55 Handicap - 1600m

29 November 2024 - 12:56



Track Rating: Soft 5, Weather: Overcast, Rail Position: +6.5m Entire

Section	Overall	1400m	1200m	1000m	800m	600m	400m	200m						
Section Times	1:37.38 [2] (0:13.77)	1:23.61 [4] (0:11.97)	1:11.64 [4] (0:12.10)	0:59.54 [4] (0:12.28)	0:47.26 [4] (0:12.22)	0:35.04 [4] (0:11.65)	0:23.39 [4] (0:11.42)	0:11.97 [4] (0:11.97)						
Average Speed [km/h]	52.4	60.2	59.4	58.6	59.7	61.9	63.0	60.2						
Top Speed [km/h]	60.5	61.4	60.1	59.2	61.1	63.7	63.9	63.0						
Avg. Dist. to Rail [m]	0.3	0.1	0.3	0.2	1.8	4.3	5.5	6.4						
Avg. Stride Freq. [Hz]	2.2	2.3	2.2	2.2	2.3	2.3	2.4	2.3						
Avg. Stride Length [m]	6.4	7.4	7.3	7.2	7.3	7.5	7.3	7.2						



- [] Ranking at each section and finish
- .-.- No data available at this section
- NA No data available



Horse/Jockey Name	Roy's Road
Final Rank	3
Fastest Section Time (Section)	0:11.46 (400m)
Top Speed [km/h] (Section)	63.8 (400m)
Race State	Finished



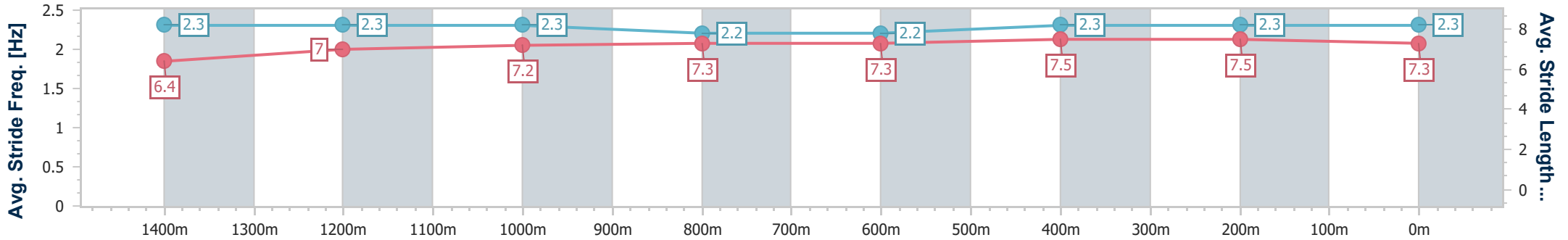
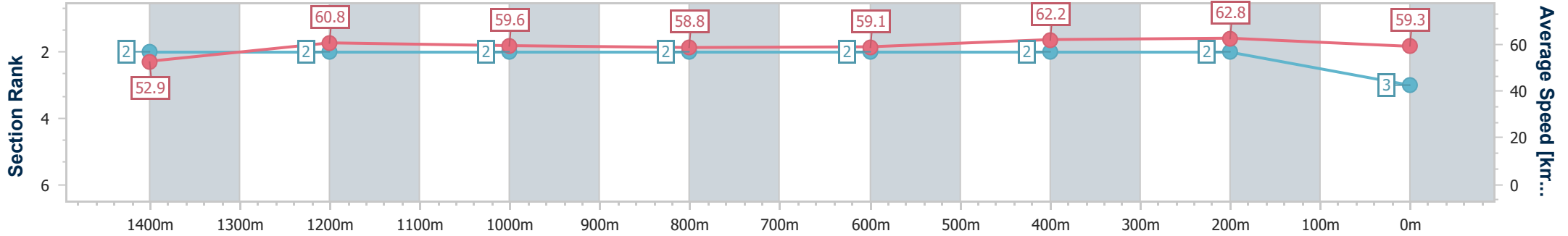
Rockhampton QLD Professional
Race 1: GREAT NORTHERN RATINGS BAND 0 - 55 Handicap - 1600m



29 November 2024 - 12:56

Track Rating: Soft 5, Weather: Overcast, Rail Position: +6.5m Entire

Section	Overall	1400m	1200m	1000m	800m	600m	400m	200m
Section Times	1:37.40 [3] (0:13.62)	1:23.78 [2] (0:11.86)	1:11.92 [2] (0:12.05)	0:59.87 [2] (0:12.28)	0:47.59 [2] (0:12.38)	0:35.21 [2] (0:11.61)	0:23.60 [2] (0:11.46)	0:12.14 [2] (0:12.14)
Average Speed [km/h]	52.9	60.8	59.6	58.8	59.1	62.2	62.8	59.3
Top Speed [km/h]	61.6	62.6	60.1	59.3	60.0	63.4	63.8	61.9
Avg. Dist. to Rail [m]	0.8	0.3	0.4	0.5	2.1	3.4	3.8	4.4
Avg. Stride Freq. [Hz]	2.3	2.3	2.3	2.2	2.2	2.3	2.3	2.3
Avg. Stride Length [m]	6.4	7.0	7.2	7.3	7.3	7.5	7.5	7.3



- [] Ranking at each section and finish
- .-.- No data available at this section
- NA No data available



Horse/Jockey Name	Mr Grey
Final Rank	4
Fastest Section Time (Section)	0:11.44 (400m)
Top Speed [km/h] (Section)	63.6 (400m)
Race State	Finished



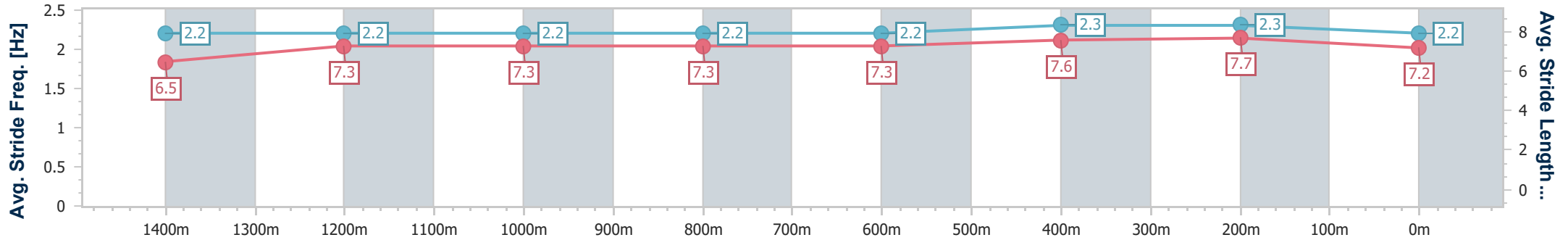
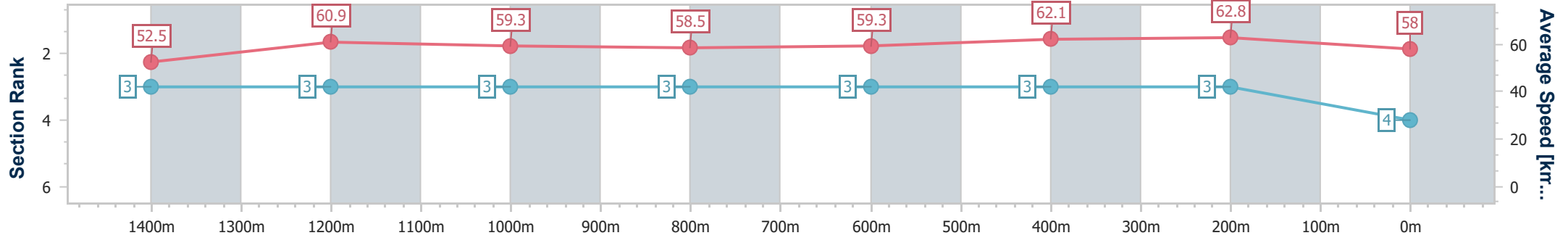
Rockhampton QLD Professional
Race 1: GREAT NORTHERN RATINGS BAND 0 - 55 Handicap - 1600m



29 November 2024 - 12:56

Track Rating: Soft 5, Weather: Overcast, Rail Position: +6.5m Entire

Section	Overall	1400m	1200m	1000m	800m	600m	400m	200m						
Section Times	1:37.70 [4] (0:13.75)	1:23.95 [3] (0:11.81)	1:12.14 [3] (0:12.11)	1:00.03 [3] (0:12.29)	0:47.74 [3] (0:12.27)	0:35.47 [3] (0:11.62)	0:23.85 [3] (0:11.44)	0:12.41 [3] (0:12.41)						
Average Speed [km/h]	52.5	60.9	59.3	58.5	59.3	62.1	62.8	58.0						
Top Speed [km/h]	60.7	62.6	59.9	59.6	60.2	63.3	63.6	61.0						
Avg. Dist. to Rail [m]	0.8	0.6	0.4	0.4	1.2	2.3	2.4	2.6						
Avg. Stride Freq. [Hz]	2.2	2.2	2.2	2.2	2.2	2.3	2.3	2.2						
Avg. Stride Length [m]	6.5	7.3	7.3	7.3	7.3	7.6	7.7	7.2						



- [] Ranking at each section and finish
- .-.- No data available at this section
- NA No data available



Horse/Jockey Name	Naheightkay
Final Rank	5
Fastest Section Time (Section)	0:11.44 (400m)
Top Speed [km/h] (Section)	63.8 (600m)
Race State	Finished



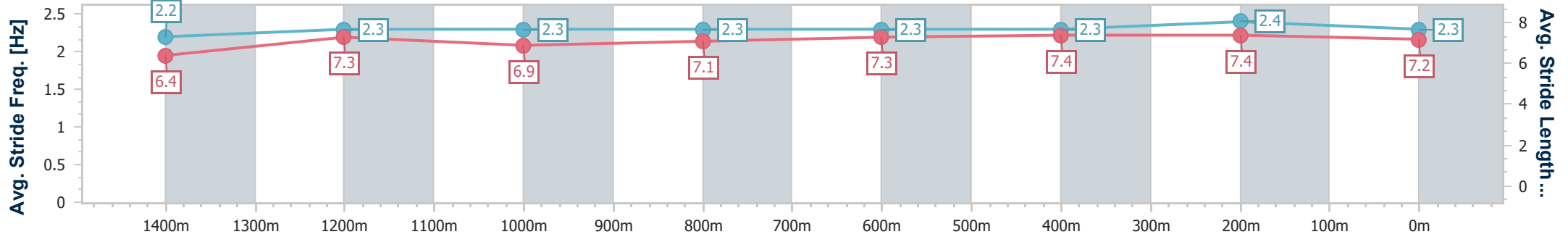
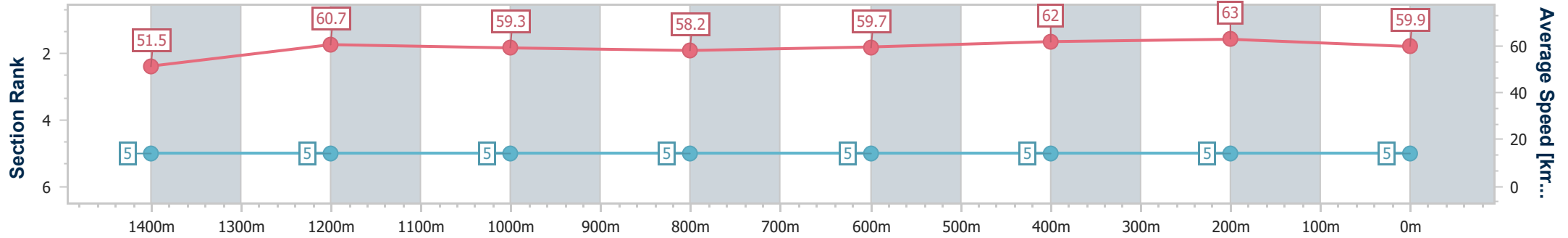
Rockhampton QLD Professional
Race 1: GREAT NORTHERN RATINGS BAND 0 - 55 Handicap - 1600m



29 November 2024 - 12:56

Track Rating: Soft 5, Weather: Overcast, Rail Position: +6.5m Entire

Section	Overall	1400m	1200m	1000m	800m	600m	400m	200m
Section Times	1:37.72 [5] (0:14.00)	1:23.72 [5] (0:11.85)	1:11.87 [5] (0:12.16)	0:59.71 [5] (0:12.34)	0:47.37 [5] (0:12.26)	0:35.11 [5] (0:11.64)	0:23.47 [5] (0:11.44)	0:12.03 [5] (0:12.03)
Average Speed [km/h]	51.5	60.7	59.3	58.2	59.7	62.0	63.0	59.9
Top Speed [km/h]	60.3	63.4	60.0	59.9	60.7	63.8	63.6	62.0
Avg. Dist. to Rail [m]	1.2	0.7	0.6	0.6	2.2	5.3	5.7	6.2
Avg. Stride Freq. [Hz]	2.2	2.3	2.3	2.3	2.3	2.3	2.4	2.3
Avg. Stride Length [m]	6.4	7.3	6.9	7.1	7.3	7.4	7.4	7.2



- [] Ranking at each section and finish
- .-.- No data available at this section
- NA No data available

Track Rating: Soft 5, Weather: Overcast, Rail Position: +6.5m Entire

Section		Overall	1400m	1200m	1000m	800m	600m	400m	Last 600m				
Field Times		1:30.57 (0:07.76)	1:22.81 (0:11.40)	1:11.41 (0:11.41)	1:00.00 (0:11.89)	0:48.11 (0:12.22)	0:35.89 (0:11.66)	0:24.23 (0:11.79)	0:35.89				
Rank	TAB Horse/Jockey	Barrier	Top Speed [km/h]	Fastest Section									Distance Travelled [m]
1	5 SHY REBEL Madeleine Wishart	2	63.7 1200m	0:08.05 Overall	1:30.57 [1] (0:08.05)	1:22.52 [6] (0:11.47)	1:11.05 [6] (0:11.47)	0:59.58 [5] (0:11.77)	0:47.81 [4] (0:12.15)	0:35.66 [3] (0:11.46)	0:24.20 [2] (0:11.76)	0:35.66	
2	8 HADMYTIME Justin Stanley	1	64.5 1400m	0:07.76 Overall	1:30.90 [2] (0:07.76)	1:23.14 [1] (0:11.40)	1:11.74 [1] (0:11.41)	1:00.33 [1] (0:11.89)	0:48.44 [1] (0:12.22)	0:36.22 [1] (0:11.66)	0:24.56 [1] (0:11.91)	0:36.22	+1
3	3 PEAKING TOM Warwick Satherley	5	63.7 1400m	0:08.02 Overall	1:30.95 [3] (0:08.02)	1:22.93 [3] (0:11.46)	1:11.47 [5] (0:11.77)	0:59.70 [6] (0:11.91)	0:47.79 [7] (0:12.20)	0:35.59 [7] (0:11.66)	0:23.93 [6] (0:11.66)	0:35.59	+5
4	11 TIME TO TURN Damien Boutet	3	64.8 600m	0:08.27 Overall	1:31.05 [4] (0:08.27)	1:22.78 [8] (0:11.48)	1:11.30 [8] (0:11.56)	0:59.74 [7] (0:11.70)	0:48.04 [6] (0:12.28)	0:35.76 [6] (0:11.44)	0:24.32 [5] (0:11.71)	0:35.76	+1
5	9 MY PEPPERJACK Raul Silvera Olivera	7	64.5 1400m	0:08.42 Overall	1:31.13 [5] (0:08.42)	1:22.71 [9] (0:11.52)	1:11.19 [10] (0:11.90)	0:59.29 [10] (0:11.89)	0:47.40 [10] (0:12.23)	0:35.17 [10] (0:11.43)	0:23.74 [9] (0:11.62)	0:35.17	+5
6	1 ICONIC PRINCE Ashley Butler	6	64.9 1400m	0:07.94 Overall	1:31.65 [6] (0:07.94)	1:23.71 [2] (0:11.23)	1:12.48 [2] (0:11.63)	1:00.85 [3] (0:11.84)	0:49.01 [2] (0:12.24)	0:36.77 [2] (0:11.63)	0:25.14 [3] (0:12.05)	0:36.77	+6
7	2 MADNUS LEE Michael Murphy	11	66.8 1400m	0:08.22 Overall	1:31.99 [7] (0:08.22)	1:23.77 [7] (0:11.02)	1:12.75 [3] (0:11.47)	1:01.28 [2] (0:11.97)	0:49.31 [3] (0:12.28)	0:37.03 [4] (0:11.68)	0:25.35 [4] (0:12.10)	0:37.03	+5
8	4 ARTHUR'S DREAM Tasha Chambers	4	66.4 1400m	0:08.50 Overall	1:32.06 [8] (0:08.50)	1:23.56 [11] (0:11.40)	1:12.16 [9] (0:11.80)	1:00.36 [9] (0:11.75)	0:48.61 [8] (0:12.22)	0:36.39 [8] (0:11.55)	0:24.84 [8] (0:11.85)	0:36.39	+1
9	7 FREE CHOICE Adam Sewell	8	63.2 600m	0:08.04 Overall	1:32.32 [9] (0:08.04)	1:24.28 [5] (0:11.67)	1:12.61 [7] (0:11.80)	1:00.81 [8] (0:11.95)	0:48.86 [9] (0:12.30)	0:36.56 [9] (0:11.65)	0:24.91 [10] (0:12.06)	0:36.56	+6
10	6 NGAHLI Chelsea Baker	9	65.0 600m	0:08.49 Overall	1:32.40 [10] (0:08.49)	1:23.91 [10] (0:11.73)	1:12.18 [11] (0:11.90)	1:00.28 [11] (0:11.95)	0:48.33 [11] (0:12.31)	0:36.02 [11] (0:11.31)	0:24.71 [11] (0:11.65)	0:36.02	+5



Rockhampton QLD Professional

Race 2: DICK SULLIVAN MEMORIAL Maiden Handicap - 1500m

29 November 2024 - 13:32



Track Rating: Soft 5, Weather: Overcast, Rail Position: +6.5m Entire

Section	Overall	1400m	1200m	1000m	800m	600m	400m	Last 600m						
Field Times	1:30.57 (0:07.76)	1:22.81 (0:11.40)	1:11.41 (0:11.41)	1:00.00 (0:11.89)	0:48.11 (0:12.22)	0:35.89 (0:11.66)	0:24.23 (0:11.79)	0:35.89						
Rank	TAB	Horse/Jockey	Barrier	Top Speed [km/h]	Fastest Section				Distance Travelled [m]					
11	10	SEND THE MONEY Jackson Murphy	10	65.4 1400m	0:08.04 Overall	1:34.30 [11] (0:08.04)	1:26.26 [4] (0:11.38)	1:14.88 [4] (0:11.52)	1:03.36 [4] (0:11.90)	0:51.46 [5] (0:12.21)	0:39.25 [5] (0:12.07)	0:27.18 [7] (0:12.77)	0:39.25	+6



Rockhampton QLD Professional

Race 2: DICK SULLIVAN MEMORIAL Maiden Handicap - 1500m

29 November 2024 - 13:32



Track Rating: Soft 5, Weather: Overcast, Rail Position: +6.5m Entire

Section				200m				Last 600m	
Field Times				0:12.44 (0:12.44)				0:35.89	
Rank	TAB	Horse/Jockey	Barrier	Top Speed [km/h]	Fastest Section	Margin			Distance Travelled [m]
1	5	SHY REBEL Madeleine Wishart	2	63.7 1200m	0:08.05 Overall	0:12.44 [1] (0:12.44)	1:30.57		0:35.66
2	8	HADMYTIME Justin Stanley	1	64.5 1400m	0:07.76 Overall	0:12.65 [2] (0:12.65)	1.93L		0:36.22 +1
3	3	PEAKING TOM Warwick Satherley	5	63.7 1400m	0:08.02 Overall	0:12.27 [5] (0:12.27)	2.25L		0:35.59 +5
4	11	TIME TO TURN Damien Boutet	3	64.8 600m	0:08.27 Overall	0:12.61 [3] (0:12.61)	2.82L		0:35.76 +1
5	9	MY PEPPERJACK Raul Silvera Olivera	7	64.5 1400m	0:08.42 Overall	0:12.12 [7] (0:12.12)	3.28L		0:35.17 +5
6	1	ICONIC PRINCE Ashley Butler	6	64.9 1400m	0:07.94 Overall	0:13.09 [4] (0:13.09)	6.36L		0:36.77 +6
7	2	MADNUS LEE Michael Murphy	11	66.8 1400m	0:08.22 Overall	0:13.25 [6] (0:13.25)	8.32L		0:37.03 +5
8	4	ARTHUR'S DREAM Tasha Chambers	4	66.4 1400m	0:08.50 Overall	0:12.99 [8] (0:12.99)	8.76L		0:36.39 +1
9	7	FREE CHOICE Adam Sewell	8	63.2 600m	0:08.04 Overall	0:12.85 [10] (0:12.85)	10.26L		0:36.56 +6
10	6	NGAHLI Chelsea Baker	9	65.0 600m	0:08.49 Overall	0:13.06 [9] (0:13.06)	10.77L		0:36.02 +5

[] Ranking at each section and finish
 -:-:- No data available at this section
 NA No data available

SCN Saddle cloth number
 DNF Did not finish
 DNT Did not track



Rockhampton QLD Professional

Race 2: DICK SULLIVAN MEMORIAL Maiden Handicap - 1500m



29 November 2024 - 13:32

Track Rating: Soft 5, Weather: Overcast, Rail Position: +6.5m Entire

Section				200m				Last 600m		
Field Times				0:12.44 (0:12.44)				0:35.89		
Rank	TAB	Horse/Jockey	Barrier	Top Speed [km/h]	Fastest Section	Margin			Distance Travelled [m]	
11	10	SEND THE MONEY	10	65.4	0:08.04	0:14.41 [11]	21.91L		0:39.25	+6
		Jackson Murphy		1400m	Overall	(0:14.41)				

[] Ranking at each section and finish
 -:-:-:- No data available at this section
 NA No data available

SCN Saddle cloth number
 DNF Did not finish
 DNT Did not track



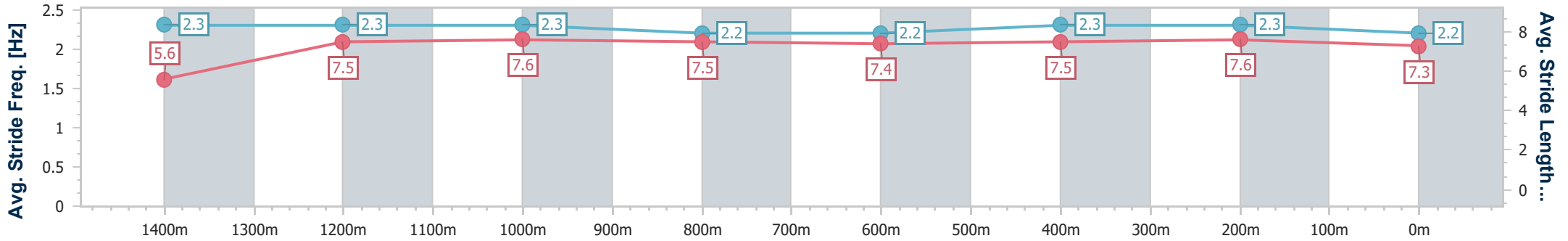
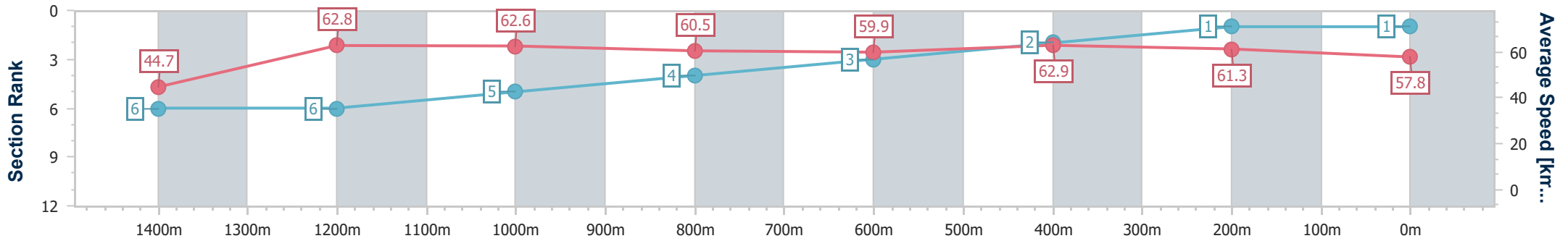
Horse/Jockey Name	Shy Rebel
Final Rank	1
Fastest Section Time (Section)	0:08.05 (Overall)
Top Speed [km/h] (Section)	63.7 (1200m)
Race State	Finished



Rockhampton QLD Professional
 Race 2: DICK SULLIVAN MEMORIAL Maiden Handicap - 1500m
 29 November 2024 - 13:32
 Track Rating: Soft 5, Weather: Overcast, Rail Position: +6.5m Entire



Section	Overall	1400m	1200m	1000m	800m	600m	400m	200m
Section Times	1:30.57 [1] (0:08.05)	1:22.52 [6] (0:11.47)	1:11.05 [6] (0:11.47)	0:59.58 [5] (0:11.77)	0:47.81 [4] (0:12.15)	0:35.66 [3] (0:11.46)	0:24.20 [2] (0:11.76)	0:12.44 [1] (0:12.44)
Average Speed [km/h]	44.7	62.8	62.6	60.5	59.9	62.9	61.3	57.8
Top Speed [km/h]	60.4	63.6	63.7	62.0	61.1	63.6	63.3	60.0
Avg. Dist. to Rail [m]	0.2	1.2	2.0	1.7	1.6	4.2	4.5	5.1
Avg. Stride Freq. [Hz]	2.3	2.3	2.3	2.2	2.2	2.3	2.3	2.2
Avg. Stride Length [m]	5.6	7.5	7.6	7.5	7.4	7.5	7.6	7.3



- [] Ranking at each section and finish
- .-.- No data available at this section
- NA No data available



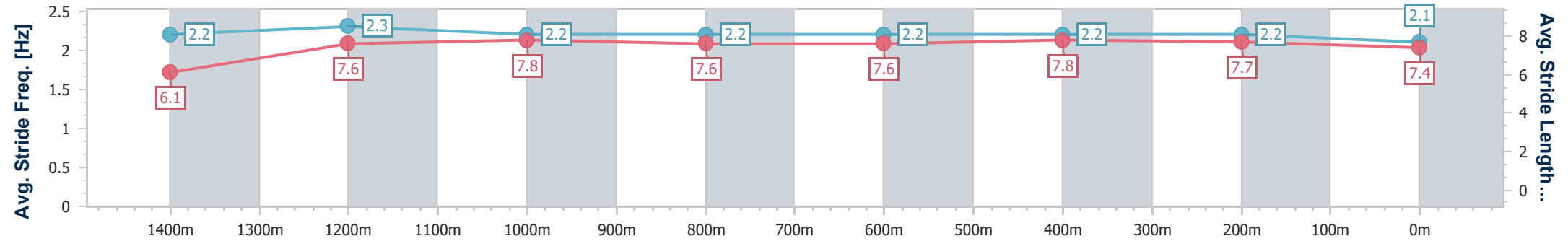
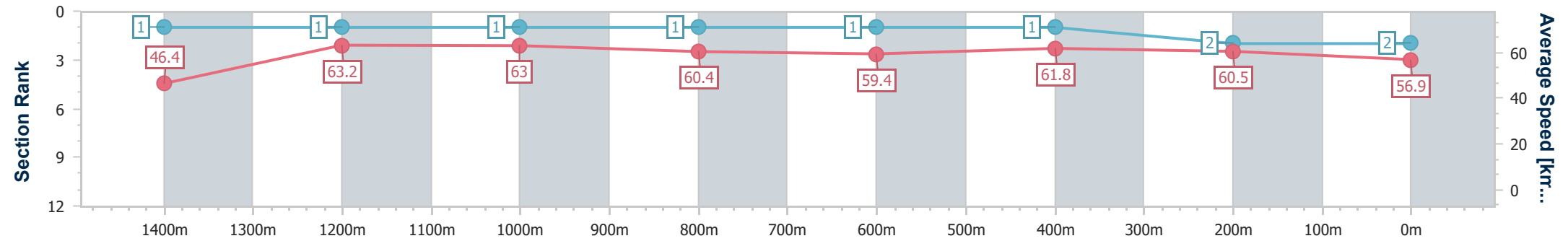
Horse/Jockey Name	Hadmytime
Final Rank	2
Fastest Section Time (Section)	0:07.76 (Overall)
Top Speed [km/h] (Section)	64.5 (1400m)
Race State	Finished



Rockhampton QLD Professional
 Race 2: DICK SULLIVAN MEMORIAL Maiden Handicap - 1500m
 29 November 2024 - 13:32
 Track Rating: Soft 5, Weather: Overcast, Rail Position: +6.5m Entire



Section	Overall	1400m	1200m	1000m	800m	600m	400m	200m
Section Times	1:30.90 [2] (0:07.76)	1:23.14 [1] (0:11.40)	1:11.74 [1] (0:11.41)	1:00.33 [1] (0:11.89)	0:48.44 [1] (0:12.22)	0:36.22 [1] (0:11.66)	0:24.56 [1] (0:11.91)	0:12.65 [2] (0:12.65)
Average Speed [km/h]	46.4	63.2	63.0	60.4	59.4	61.8	60.5	56.9
Top Speed [km/h]	60.9	64.5	64.1	62.1	60.6	62.5	62.0	59.0
Avg. Dist. to Rail [m]	0.2	0.5	0.5	0.5	1.2	2.1	2.4	2.5
Avg. Stride Freq. [Hz]	2.2	2.3	2.2	2.2	2.2	2.2	2.2	2.1
Avg. Stride Length [m]	6.1	7.6	7.8	7.6	7.6	7.8	7.7	7.4



- [] Ranking at each section and finish
- .-.- No data available at this section
- NA No data available



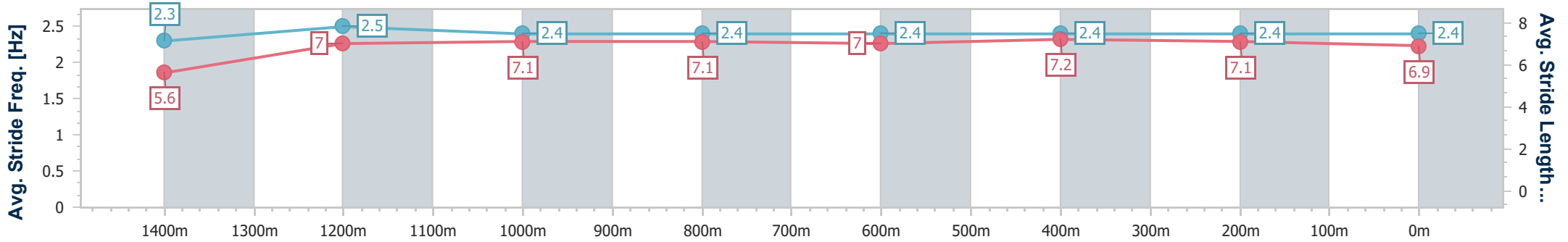
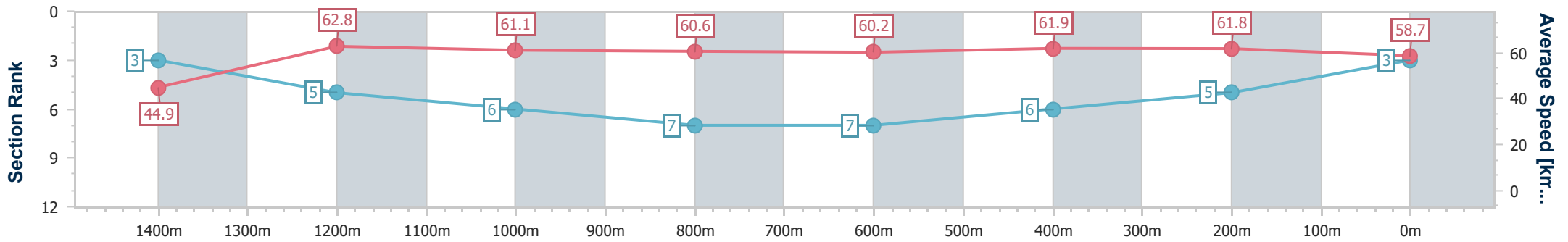
Horse/Jockey Name	Peaking Tom
Final Rank	3
Fastest Section Time (Section)	0:08.02 (Overall)
Top Speed [km/h] (Section)	63.7 (1400m)
Race State	Finished



Rockhampton QLD Professional
 Race 2: DICK SULLIVAN MEMORIAL Maiden Handicap - 1500m
 29 November 2024 - 13:32
 Track Rating: Soft 5, Weather: Overcast, Rail Position: +6.5m Entire



Section	Overall	1400m	1200m	1000m	800m	600m	400m	200m
Section Times	1:30.95 [3] (0:08.02)	1:22.93 [3] (0:11.46)	1:11.47 [5] (0:11.77)	0:59.70 [6] (0:11.91)	0:47.79 [7] (0:12.20)	0:35.59 [7] (0:11.66)	0:23.93 [6] (0:11.66)	0:12.27 [5] (0:12.27)
Average Speed [km/h]	44.9	62.8	61.1	60.6	60.2	61.9	61.8	58.7
Top Speed [km/h]	60.6	63.7	63.2	62.2	61.0	63.6	63.4	61.4
Avg. Dist. to Rail [m]	2.8	0.8	0.3	0.4	2.6	5.0	6.7	7.0
Avg. Stride Freq. [Hz]	2.3	2.5	2.4	2.4	2.4	2.4	2.4	2.4
Avg. Stride Length [m]	5.6	7.0	7.1	7.1	7.0	7.2	7.1	6.9



- [] Ranking at each section and finish
- .-.- No data available at this section
- NA No data available



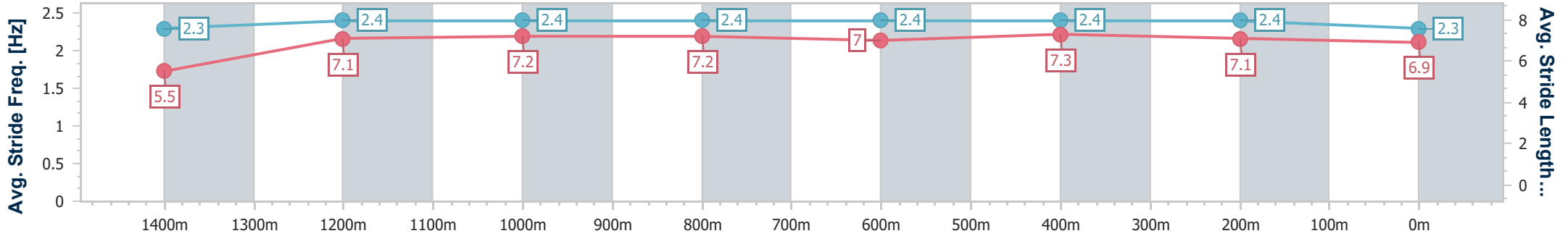
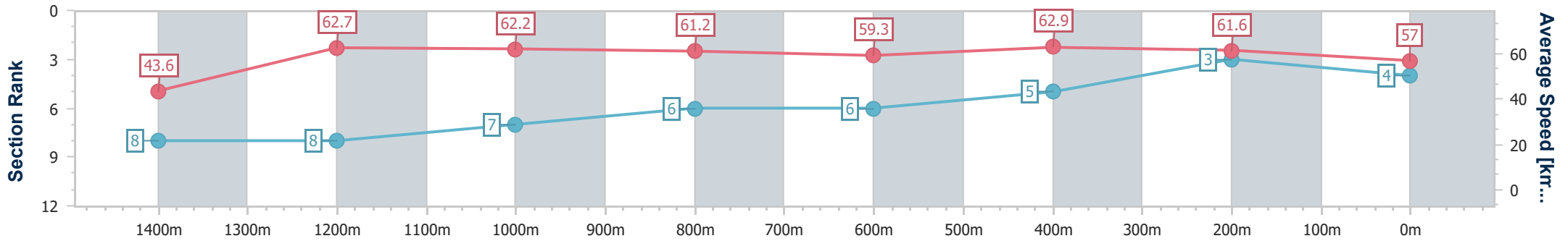
Horse/Jockey Name	Time To Turn
Final Rank	4
Fastest Section Time (Section)	0:08.27 (Overall)
Top Speed [km/h] (Section)	64.8 (600m)
Race State	Finished



Rockhampton QLD Professional
 Race 2: DICK SULLIVAN MEMORIAL Maiden Handicap - 1500m
 29 November 2024 - 13:32
 Track Rating: Soft 5, Weather: Overcast, Rail Position: +6.5m Entire



Section	Overall	1400m	1200m	1000m	800m	600m	400m	200m
Section Times	1:31.05 [4] (0:08.27)	1:22.78 [8] (0:11.48)	1:11.30 [8] (0:11.56)	0:59.74 [7] (0:11.70)	0:48.04 [6] (0:12.28)	0:35.76 [6] (0:11.44)	0:24.32 [5] (0:11.71)	0:12.61 [3] (0:12.61)
Average Speed [km/h]	43.6	62.7	62.2	61.2	59.3	62.9	61.6	57.0
Top Speed [km/h]	59.7	63.9	63.6	63.6	61.6	64.8	64.4	60.3
Avg. Dist. to Rail [m]	2.0	0.4	0.6	0.7	1.3	1.8	3.1	5.1
Avg. Stride Freq. [Hz]	2.3	2.4	2.4	2.4	2.4	2.4	2.4	2.3
Avg. Stride Length [m]	5.5	7.1	7.2	7.2	7.0	7.3	7.1	6.9



- [] Ranking at each section and finish
- .-.- No data available at this section
- NA No data available



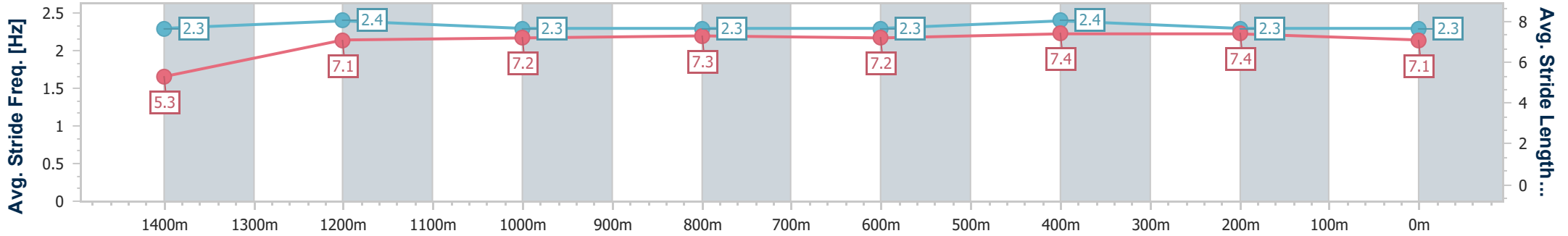
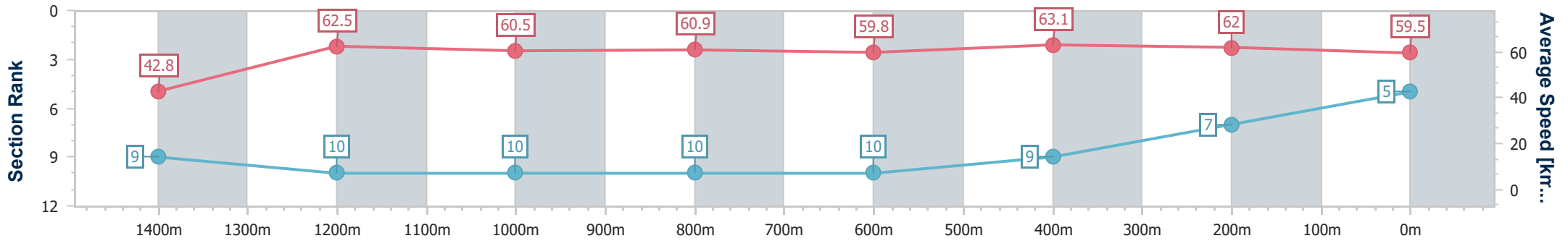
Horse/Jockey Name	My Pepperjack
Final Rank	5
Fastest Section Time (Section)	0:08.42 (Overall)
Top Speed [km/h] (Section)	64.5 (1400m)
Race State	Finished



Rockhampton QLD Professional
 Race 2: DICK SULLIVAN MEMORIAL Maiden Handicap - 1500m
 29 November 2024 - 13:32
 Track Rating: Soft 5, Weather: Overcast, Rail Position: +6.5m Entire



Section	Overall	1400m	1200m	1000m	800m	600m	400m	200m
Section Times	1:31.13 [5] (0:08.42)	1:22.71 [9] (0:11.52)	1:11.19 [10] (0:11.90)	0:59.29 [10] (0:11.89)	0:47.40 [10] (0:12.23)	0:35.17 [10] (0:11.43)	0:23.74 [9] (0:11.62)	0:12.12 [7]
Average Speed [km/h]	42.8	62.5	60.5	60.9	59.8	63.1	62.0	59.5
Top Speed [km/h]	58.9	64.5	63.1	61.4	61.3	64.1	64.2	61.4
Avg. Dist. to Rail [m]	5.3	0.8	0.7	0.9	1.9	4.2	5.8	7.0
Avg. Stride Freq. [Hz]	2.3	2.4	2.3	2.3	2.3	2.4	2.3	2.3
Avg. Stride Length [m]	5.3	7.1	7.2	7.3	7.2	7.4	7.4	7.1



- [] Ranking at each section and finish
- .-.- No data available at this section
- NA No data available



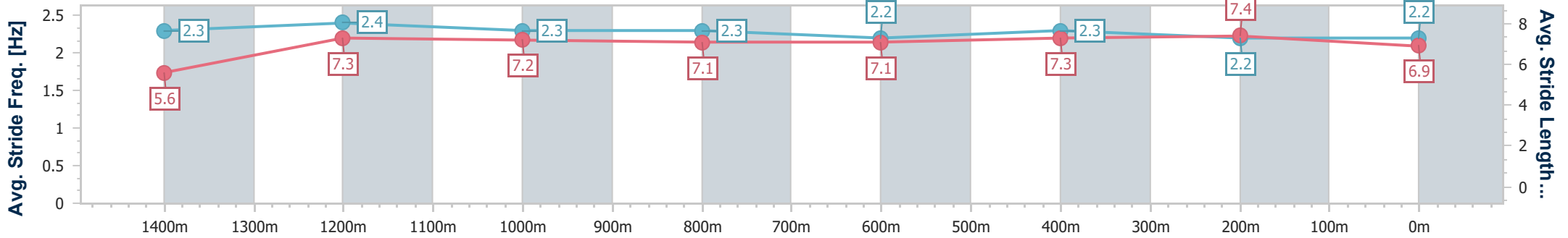
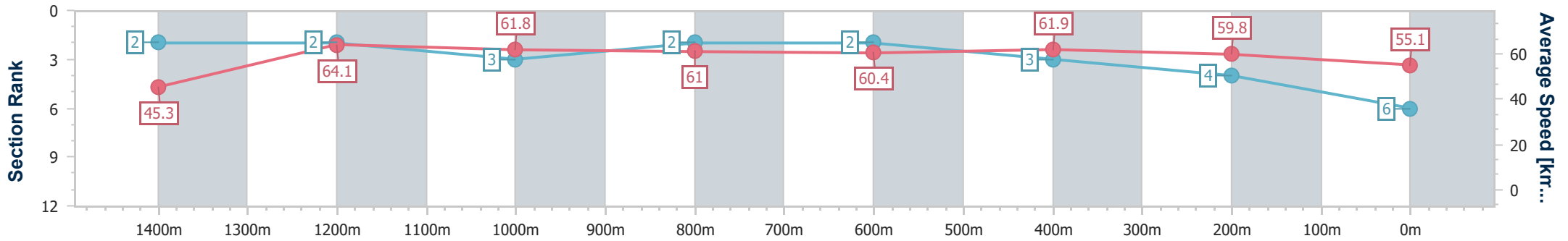
Horse/Jockey Name	Iconic Prince
Final Rank	6
Fastest Section Time (Section)	0:07.94 (Overall)
Top Speed [km/h] (Section)	64.9 (1400m)
Race State	Finished



Rockhampton QLD Professional
 Race 2: DICK SULLIVAN MEMORIAL Maiden Handicap - 1500m
 29 November 2024 - 13:32
 Track Rating: Soft 5, Weather: Overcast, Rail Position: +6.5m Entire



Section	Overall	1400m	1200m	1000m	800m	600m	400m	200m
Section Times	1:31.65 [6] (0:07.94)	1:23.71 [2] (0:11.23)	1:12.48 [2] (0:11.63)	1:00.85 [3] (0:11.84)	0:49.01 [2] (0:12.24)	0:36.77 [2] (0:11.63)	0:25.14 [3] (0:12.05)	0:13.09 [4] (0:13.09)
Average Speed [km/h]	45.3	64.1	61.8	61.0	60.4	61.9	59.8	55.1
Top Speed [km/h]	61.6	64.9	63.7	62.8	60.6	62.3	62.2	58.1
Avg. Dist. to Rail [m]	4.4	2.0	0.2	0.5	3.1	4.9	6.0	4.7
Avg. Stride Freq. [Hz]	2.3	2.4	2.3	2.3	2.2	2.3	2.2	2.2
Avg. Stride Length [m]	5.6	7.3	7.2	7.1	7.1	7.3	7.4	6.9



- [] Ranking at each section and finish
- .-.- No data available at this section
- NA No data available



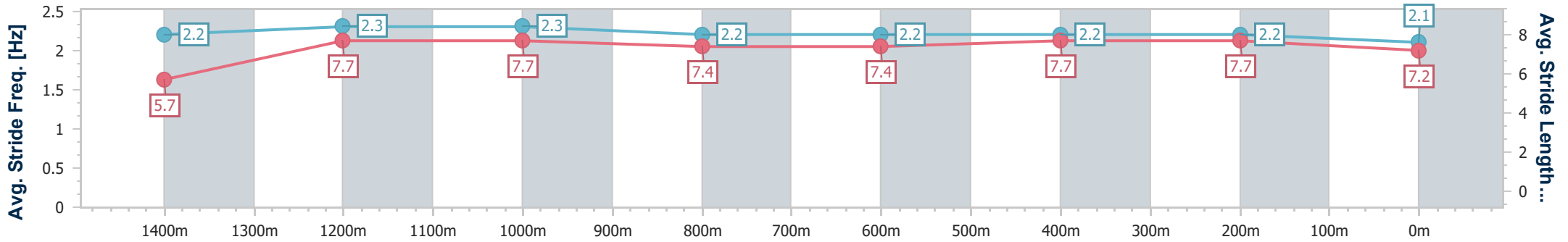
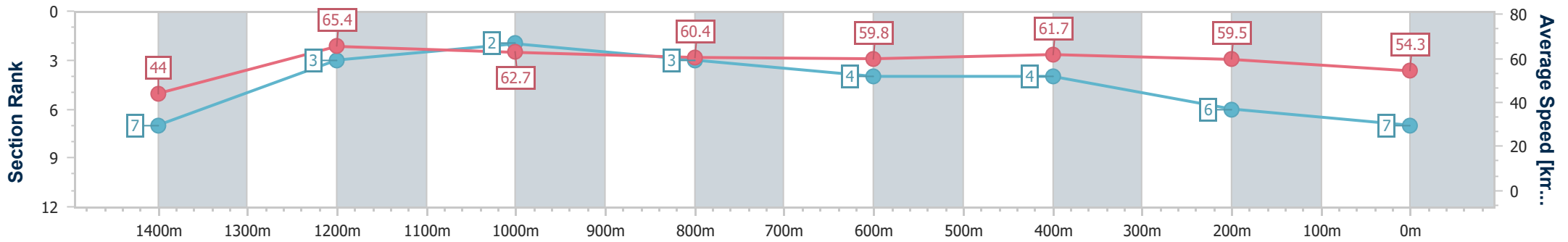
Horse/Jockey Name	Madnus Lee
Final Rank	7
Fastest Section Time (Section)	0:08.22 (Overall)
Top Speed [km/h] (Section)	66.8 (1400m)
Race State	Finished



Rockhampton QLD Professional
 Race 2: DICK SULLIVAN MEMORIAL Maiden Handicap - 1500m
 29 November 2024 - 13:32
 Track Rating: Soft 5, Weather: Overcast, Rail Position: +6.5m Entire



Section	Overall	1400m	1200m	1000m	800m	600m	400m	200m
Section Times	1:31.99 [7] (0:08.22)	1:23.77 [7] (0:11.02)	1:12.75 [3] (0:11.47)	1:01.28 [2] (0:11.97)	0:49.31 [3] (0:12.28)	0:37.03 [4] (0:11.68)	0:25.35 [4] (0:12.10)	0:13.25 [6] (0:13.25)
Average Speed [km/h]	44.0	65.4	62.7	60.4	59.8	61.7	59.5	54.3
Top Speed [km/h]	62.1	66.8	65.2	62.3	60.7	62.3	61.2	57.2
Avg. Dist. to Rail [m]	8.7	5.1	0.8	0.6	2.5	3.8	4.1	3.8
Avg. Stride Freq. [Hz]	2.2	2.3	2.3	2.2	2.2	2.2	2.2	2.1
Avg. Stride Length [m]	5.7	7.7	7.7	7.4	7.4	7.7	7.7	7.2



- [] Ranking at each section and finish
- .-.- No data available at this section
- NA No data available



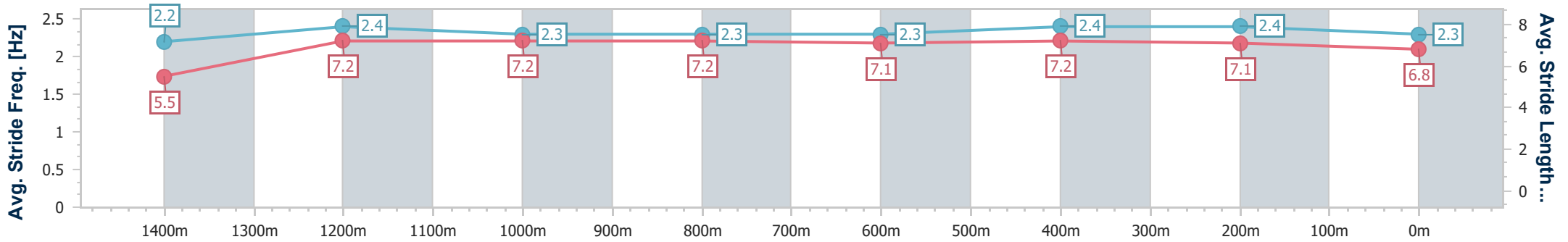
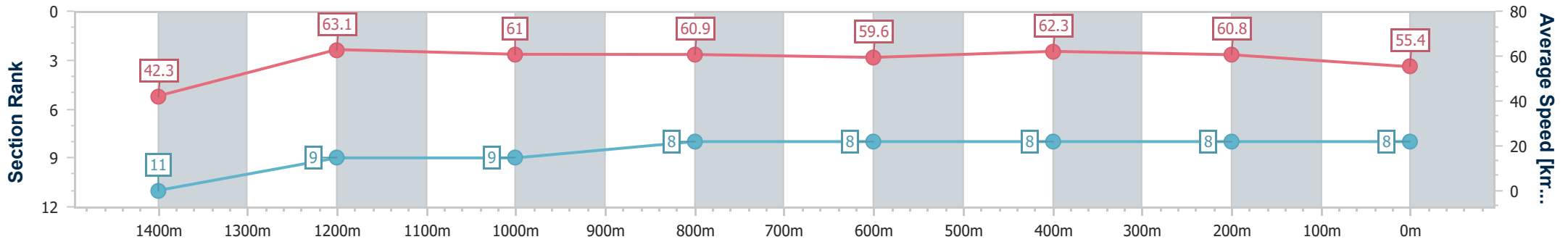
Horse/Jockey Name	Arthur's Dream
Final Rank	8
Fastest Section Time (Section)	0:08.50 (Overall)
Top Speed [km/h] (Section)	66.4 (1400m)
Race State	Finished



Rockhampton QLD Professional
 Race 2: DICK SULLIVAN MEMORIAL Maiden Handicap - 1500m
 29 November 2024 - 13:32
 Track Rating: Soft 5, Weather: Overcast, Rail Position: +6.5m Entire



Section	Overall	1400m	1200m	1000m	800m	600m	400m	200m
Section Times	1:32.06 [8] (0:08.50)	1:23.56 [11] (0:11.40)	1:12.16 [9] (0:11.80)	1:00.36 [9] (0:11.75)	0:48.61 [8] (0:12.22)	0:36.39 [8] (0:11.55)	0:24.84 [8] (0:11.85)	0:12.99 [8] (0:12.99)
Average Speed [km/h]	42.3	63.1	61.0	60.9	59.6	62.3	60.8	55.4
Top Speed [km/h]	61.0	66.4	62.3	62.3	61.0	64.0	63.5	59.1
Avg. Dist. to Rail [m]	2.9	0.6	0.4	0.8	1.3	2.3	4.2	6.3
Avg. Stride Freq. [Hz]	2.2	2.4	2.3	2.3	2.3	2.4	2.4	2.3
Avg. Stride Length [m]	5.5	7.2	7.2	7.2	7.1	7.2	7.1	6.8



- [] Ranking at each section and finish
- .-.- No data available at this section
- NA No data available



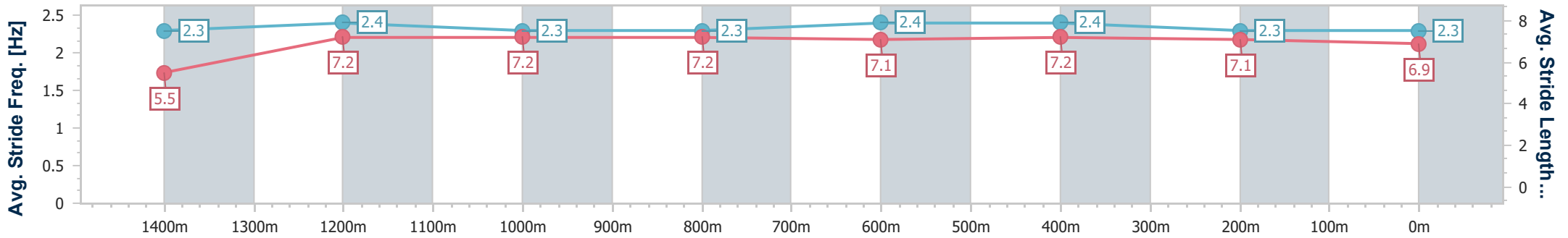
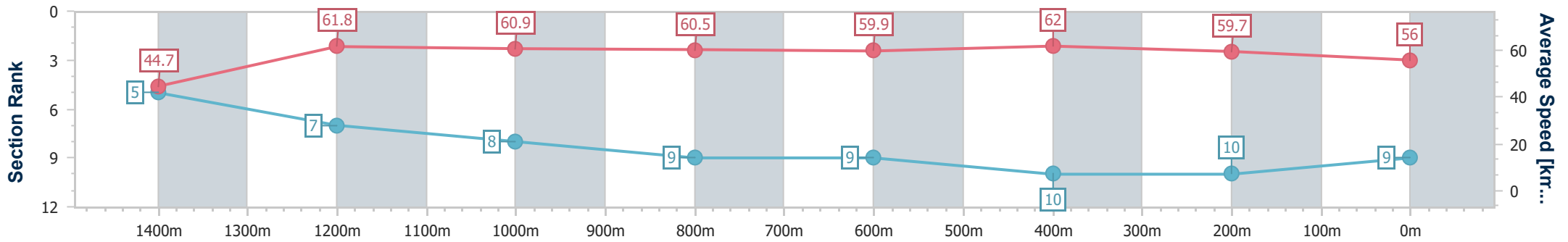
Horse/Jockey Name	Free Choice
Final Rank	9
Fastest Section Time (Section)	0:08.04 (Overall)
Top Speed [km/h] (Section)	63.2 (600m)
Race State	Finished



Rockhampton QLD Professional
 Race 2: DICK SULLIVAN MEMORIAL Maiden Handicap - 1500m
 29 November 2024 - 13:32
 Track Rating: Soft 5, Weather: Overcast, Rail Position: +6.5m Entire



Section	Overall	1400m	1200m	1000m	800m	600m	400m	200m
Section Times	1:32.32 [9] (0:08.04)	1:24.28 [5] (0:11.67)	1:12.61 [7] (0:11.80)	1:00.81 [8] (0:11.95)	0:48.86 [9] (0:12.30)	0:36.56 [9] (0:11.65)	0:24.91 [10] (0:12.06)	0:12.85 [10] (0:12.85)
Average Speed [km/h]	44.7	61.8	60.9	60.5	59.9	62.0	59.7	56.0
Top Speed [km/h]	60.4	63.1	62.8	61.7	61.6	63.2	62.4	58.9
Avg. Dist. to Rail [m]	5.8	1.9	0.4	0.8	3.0	4.1	4.0	4.2
Avg. Stride Freq. [Hz]	2.3	2.4	2.3	2.3	2.4	2.4	2.3	2.3
Avg. Stride Length [m]	5.5	7.2	7.2	7.2	7.1	7.2	7.1	6.9



- [] Ranking at each section and finish
- .-.- No data available at this section
- NA No data available



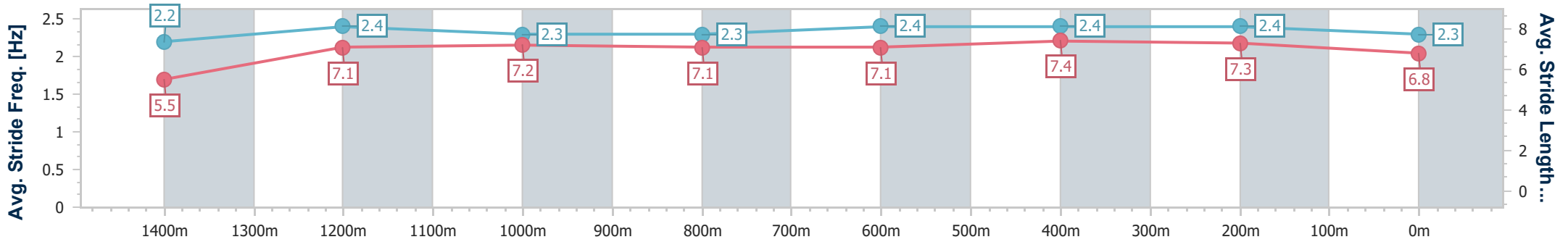
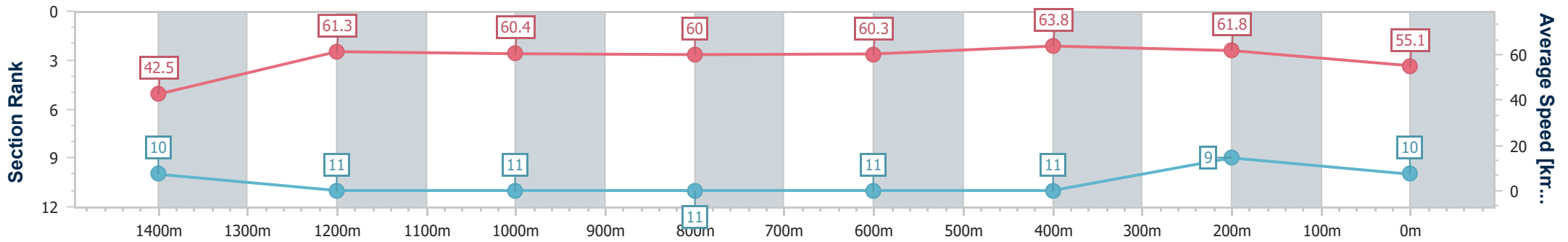
Horse/Jockey Name	Ngahli
Final Rank	10
Fastest Section Time (Section)	0:08.49 (Overall)
Top Speed [km/h] (Section)	65.0 (600m)
Race State	Finished



Rockhampton QLD Professional
 Race 2: DICK SULLIVAN MEMORIAL Maiden Handicap - 1500m
 29 November 2024 - 13:32
 Track Rating: Soft 5, Weather: Overcast, Rail Position: +6.5m Entire



Section	Overall	1400m	1200m	1000m	800m	600m	400m	200m
Section Times	1:32.40 [10] (0:08.49)	1:23.91 [10] (0:11.73)	1:12.18 [11] (0:11.90)	1:00.28 [11] (0:11.95)	0:48.33 [11] (0:12.31)	0:36.02 [11] (0:11.31)	0:24.71 [11] (0:11.65)	0:13.06 [9] (0:13.06)
Average Speed [km/h]	42.5	61.3	60.4	60.0	60.3	63.8	61.8	55.1
Top Speed [km/h]	57.5	63.2	61.2	61.3	61.3	65.0	64.4	59.7
Avg. Dist. to Rail [m]	4.9	1.7	1.2	1.1	3.9	3.9	3.2	3.1
Avg. Stride Freq. [Hz]	2.2	2.4	2.3	2.3	2.4	2.4	2.4	2.3
Avg. Stride Length [m]	5.5	7.1	7.2	7.1	7.1	7.4	7.3	6.8



- [] Ranking at each section and finish
- .-.- No data available at this section
- NA No data available



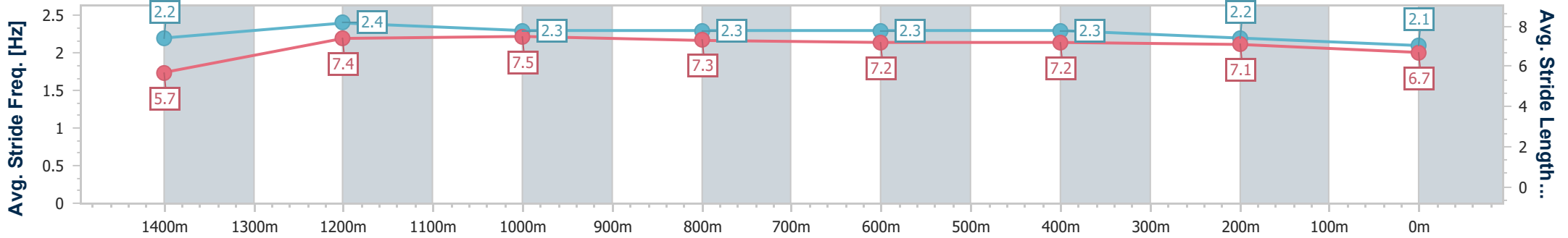
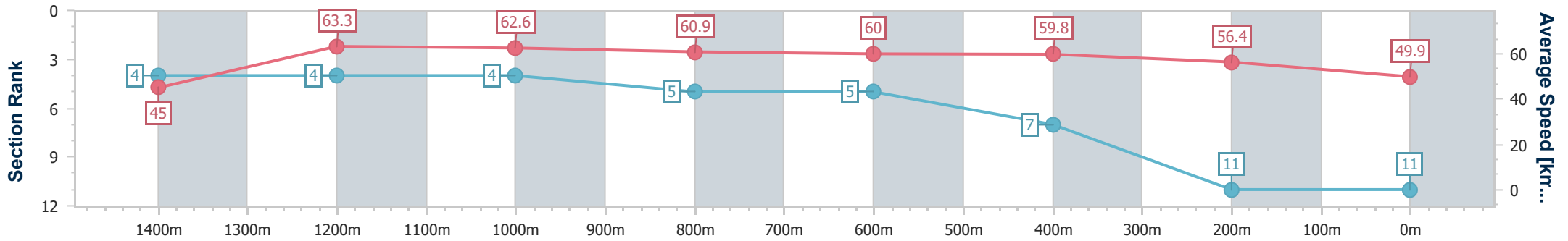
Horse/Jockey Name	Send The Money
Final Rank	11
Fastest Section Time (Section)	0:08.04 (Overall)
Top Speed [km/h] (Section)	65.4 (1400m)
Race State	Finished



Rockhampton QLD Professional
 Race 2: DICK SULLIVAN MEMORIAL Maiden Handicap - 1500m
 29 November 2024 - 13:32
 Track Rating: Soft 5, Weather: Overcast, Rail Position: +6.5m Entire



Section	Overall	1400m	1200m	1000m	800m	600m	400m	200m
Section Times	1:34.30 [11] (0:08.04)	1:26.26 [4] (0:11.38)	1:14.88 [4] (0:11.52)	1:03.36 [4] (0:11.90)	0:51.46 [5] (0:12.21)	0:39.25 [5] (0:12.07)	0:27.18 [7] (0:12.77)	0:14.41 [11] (0:14.41)
Average Speed [km/h]	45.0	63.3	62.6	60.9	60.0	59.8	56.4	49.9
Top Speed [km/h]	60.0	65.4	63.8	62.5	61.3	61.3	58.4	53.2
Avg. Dist. to Rail [m]	7.4	3.6	1.5	1.3	2.5	4.4	6.3	5.7
Avg. Stride Freq. [Hz]	2.2	2.4	2.3	2.3	2.3	2.3	2.2	2.1
Avg. Stride Length [m]	5.7	7.4	7.5	7.3	7.2	7.2	7.1	6.7



- [] Ranking at each section and finish
- .-.- No data available at this section
- NA No data available



Rockhampton QLD Professional

Race 3: GRANT & SIMPSON LAWYERS Class 2 Handicap - 1200m

29 November 2024 - 14:07



Track Rating: Soft 5, Weather: Overcast, Rail Position: +6.5m Entire

Section												Last 600m		
Field Times		Overall	1000m	800m	600m	400m	200m						0:33.35	
		1:09.66 (0:12.86)	0:56.80 (0:11.42)	0:45.38 (0:12.03)	0:33.35 (0:11.28)	0:22.07 (0:10.60)	0:11.47 (0:11.47)							
Rank	TAB	Horse/Jockey	Barrier	Top Speed [km/h]	Fastest Section							Margin	Distance Travelled [m]	
1	5	BIGCAT Warwick Satherley	6	69.1 400m	0:10.60 400m	1:09.66 [1] (0:12.86)	0:56.80 [1] (0:11.42)	0:45.38 [1] (0:12.03)	0:33.35 [1] (0:11.28)	0:22.07 [1] (0:10.60)	0:11.47 [1] (0:11.47)	1:09.66	0:33.35	
2	4	NOBLE HEART Liv O'Donnell	2	67.1 400m	0:10.98 400m	1:10.40 [2] (0:13.31)	0:57.09 [4] (0:11.58)	0:45.51 [5] (0:11.97)	0:33.54 [7] (0:11.13)	0:22.41 [6] (0:10.98)	0:11.43 [5] (0:11.43)	4.34L	0:33.54	+2
3	1	GRAYSONG Chelsea Baker	4	68.4 600m	0:10.86 400m	1:10.43 [3] (0:13.55)	0:56.88 [6] (0:11.40)	0:45.48 [6] (0:11.86)	0:33.62 [6] (0:10.96)	0:22.66 [4] (0:10.86)	0:11.80 [2] (0:11.80)	4.51L	0:33.62	+2
4	2	DECIDUOUS Raul Silvera Olivera	3	67.6 400m	0:10.99 400m	1:10.47 [4] (0:13.32)	0:57.15 [5] (0:11.31)	0:45.84 [4] (0:11.97)	0:33.87 [4] (0:11.15)	0:22.72 [3] (0:10.99)	0:11.73 [3] (0:11.73)	4.77L	0:33.87	+0
5	3	MONEY MAN Ashley Butler	5	65.6 600m	0:11.24 600m	1:11.15 [5] (0:12.98)	0:58.17 [2] (0:11.47)	0:46.70 [2] (0:11.96)	0:34.74 [2] (0:11.24)	0:23.50 [2] (0:11.26)	0:12.24 [4] (0:12.24)	8.78L	0:34.74	+5
6	7	MISS RINEHART Madeleine Wishart	7	65.6 600m	0:11.24 600m	1:11.45 [6] (0:13.71)	0:57.74 [7] (0:11.38)	0:46.36 [7] (0:11.70)	0:34.66 [5] (0:11.24)	0:23.42 [7] (0:11.33)	0:12.09 [7] (0:12.09)	10.54L	0:34.66	-4
7	8	LENNY ROCKET Jackson Murphy	1	64.2 600m	0:11.37 600m	1:11.51 [7] (0:13.18)	0:58.33 [3] (0:11.40)	0:46.93 [3] (0:11.88)	0:35.05 [3] (0:11.37)	0:23.68 [5] (0:11.45)	0:12.23 [6] (0:12.23)	10.87L	0:35.05	-3

Scratched: Masonry Man (#6)

[] Ranking at each section and finish
 -:-:- No data available at this section
 NA No data available

SCN Saddle cloth number
 DNF Did not finish
 DNT Did not track



Horse/Jockey Name	Bigcat
Final Rank	1
Fastest Section Time (Section)	0:10.60 (400m)
Top Speed [km/h] (Section)	69.1 (400m)
Race State	Finished



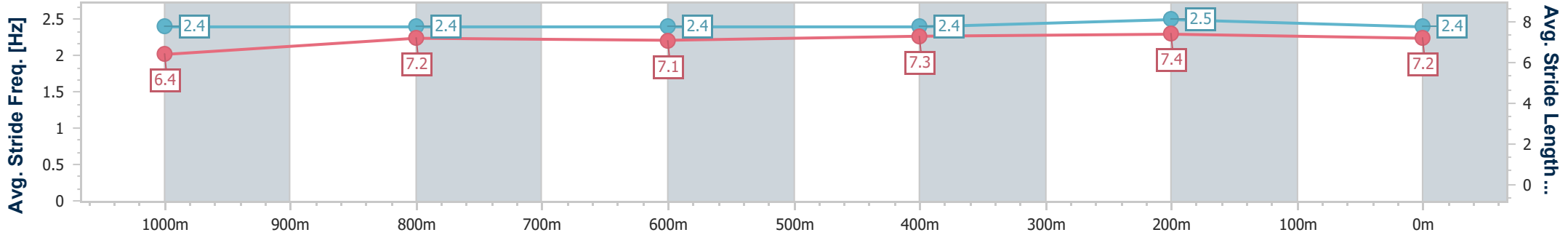
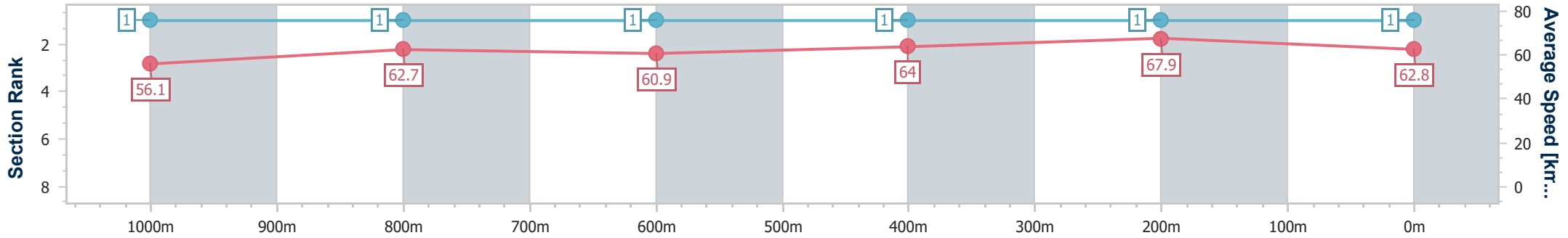
Rockhampton QLD Professional
Race 3: GRANT & SIMPSON LAWYERS Class 2 Handicap - 1200m



29 November 2024 - 14:07

Track Rating: Soft 5, Weather: Overcast, Rail Position: +6.5m Entire

Section	Overall	1000m	800m	600m	400m	200m
Section Times	1:09.66 [1] (0:12.86)	0:56.80 [1] (0:11.42)	0:45.38 [1] (0:12.03)	0:33.35 [1] (0:11.28)	0:22.07 [1] (0:10.60)	0:11.47 [1] (0:11.47)
Average Speed [km/h]	56.1	62.7	60.9	64.0	67.9	62.8
Top Speed [km/h]	65.9	65.9	61.7	66.7	69.1	66.2
Avg. Dist. to Rail [m]	2.8	0.6	2.2	2.8	1.5	2.2
Avg. Stride Freq. [Hz]	2.4	2.4	2.4	2.4	2.5	2.4
Avg. Stride Length [m]	6.4	7.2	7.1	7.3	7.4	7.2



- [] Ranking at each section and finish
- .-.- No data available at this section
- NA No data available



Horse/Jockey Name	Noble Heart
Final Rank	2
Fastest Section Time (Section)	0:10.98 (400m)
Top Speed [km/h] (Section)	67.1 (400m)
Race State	Finished



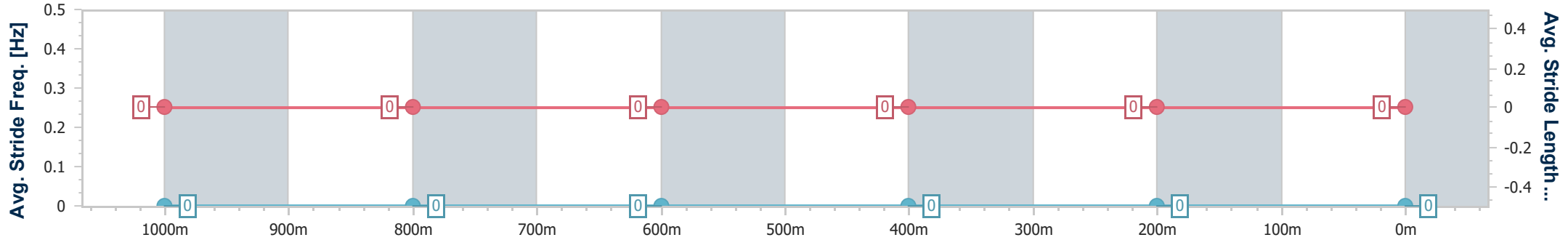
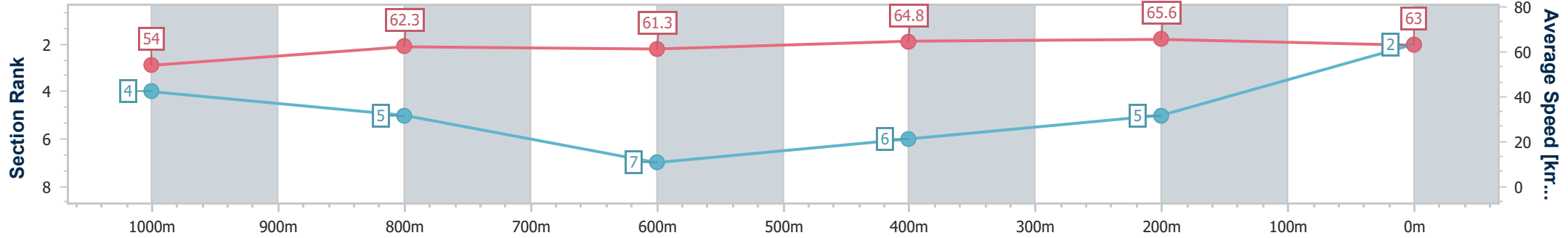
Rockhampton QLD Professional
Race 3: GRANT & SIMPSON LAWYERS Class 2 Handicap - 1200m



29 November 2024 - 14:07

Track Rating: Soft 5, Weather: Overcast, Rail Position: +6.5m Entire

Section	Overall	1000m	800m	600m	400m	200m
Section Times	1:10.40 [2] (0:13.31)	0:57.09 [4] (0:11.58)	0:45.51 [5] (0:11.97)	0:33.54 [7] (0:11.13)	0:22.41 [6] (0:10.98)	0:11.43 [5] (0:11.43)
Average Speed [km/h]	54.0	62.3	61.3	64.8	65.6	63.0
Top Speed [km/h]	64.6	64.3	62.7	66.8	67.1	64.3
Avg. Dist. to Rail [m]	0.3	0.4	2.4	3.8	5.7	5.1
Avg. Stride Freq. [Hz]	---	---	---	---	---	---
Avg. Stride Length [m]	---	---	---	---	---	---



- [] Ranking at each section and finish
- No data available at this section
- NA No data available



Horse/Jockey Name	Graysong
Final Rank	3
Fastest Section Time (Section)	0:10.86 (400m)
Top Speed [km/h] (Section)	68.4 (600m)
Race State	Finished



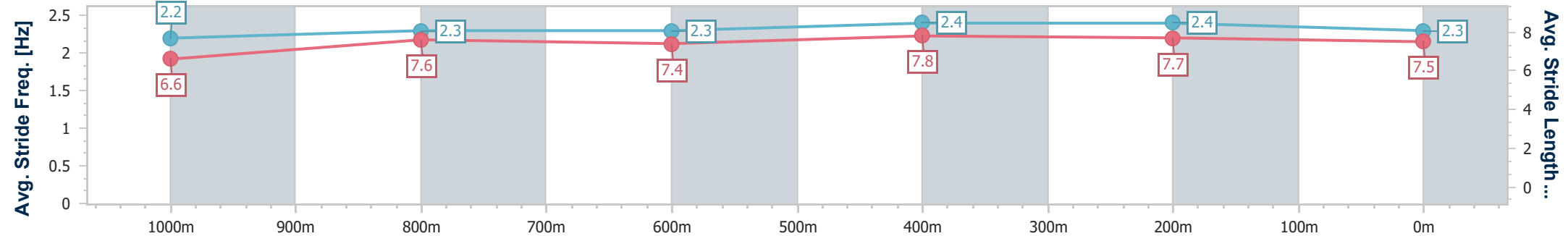
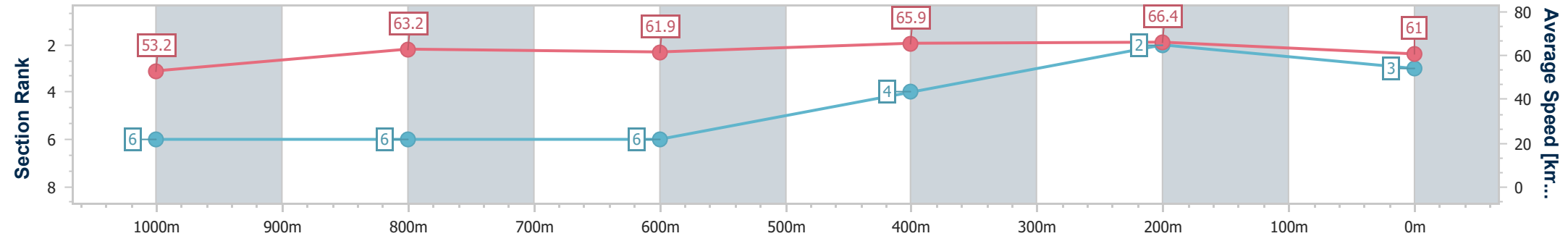
Rockhampton QLD Professional
Race 3: GRANT & SIMPSON LAWYERS Class 2 Handicap - 1200m



29 November 2024 - 14:07

Track Rating: Soft 5, Weather: Overcast, Rail Position: +6.5m Entire

Section	Overall	1000m	800m	600m	400m	200m
Section Times	1:10.43 [3] (0:13.55)	0:56.88 [6] (0:11.40)	0:45.48 [6] (0:11.86)	0:33.62 [6] (0:10.96)	0:22.66 [4] (0:10.86)	0:11.80 [2] (0:11.80)
Average Speed [km/h]	53.2	63.2	61.9	65.9	66.4	61.0
Top Speed [km/h]	63.2	65.1	64.7	68.4	68.0	64.1
Avg. Dist. to Rail [m]	1.9	0.3	2.7	4.6	6.2	6.7
Avg. Stride Freq. [Hz]	2.2	2.3	2.3	2.4	2.4	2.3
Avg. Stride Length [m]	6.6	7.6	7.4	7.8	7.7	7.5



- [] Ranking at each section and finish
- .-.- No data available at this section
- NA No data available



Horse/Jockey Name	Deciduous
Final Rank	4
Fastest Section Time (Section)	0:10.99 (400m)
Top Speed [km/h] (Section)	67.6 (400m)
Race State	Finished



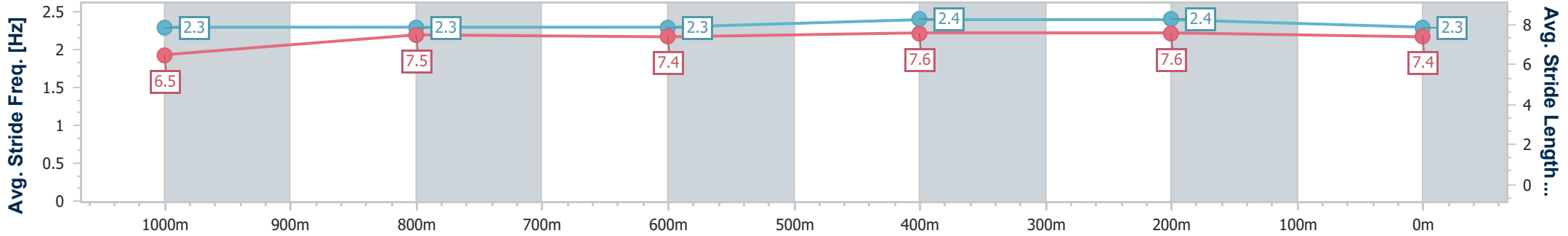
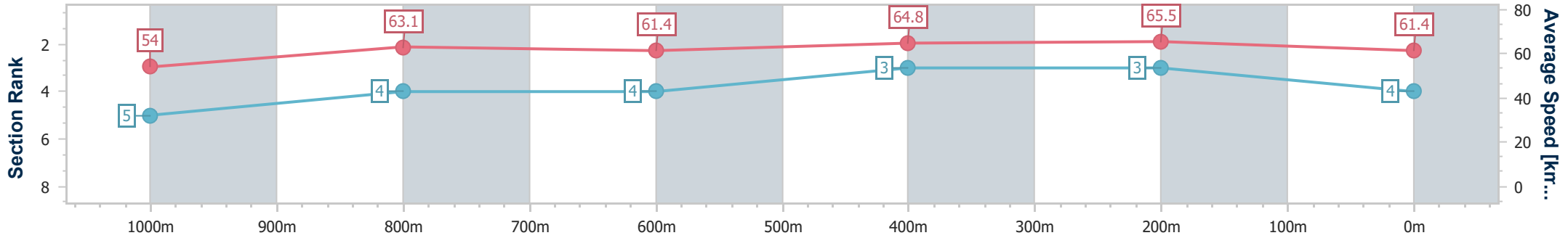
Rockhampton QLD Professional
Race 3: GRANT & SIMPSON LAWYERS Class 2 Handicap - 1200m



29 November 2024 - 14:07

Track Rating: Soft 5, Weather: Overcast, Rail Position: +6.5m Entire

Section	Overall	1000m	800m	600m	400m	200m
Section Times	1:10.47 [4] (0:13.32)	0:57.15 [5] (0:11.31)	0:45.84 [4] (0:11.97)	0:33.87 [4] (0:11.15)	0:22.72 [3] (0:10.99)	0:11.73 [3] (0:11.73)
Average Speed [km/h]	54.0	63.1	61.4	64.8	65.5	61.4
Top Speed [km/h]	64.2	64.1	63.0	66.5	67.6	64.1
Avg. Dist. to Rail [m]	0.4	1.4	2.6	4.8	5.3	5.5
Avg. Stride Freq. [Hz]	2.3	2.3	2.3	2.4	2.4	2.3
Avg. Stride Length [m]	6.5	7.5	7.4	7.6	7.6	7.4



- [] Ranking at each section and finish
- .-.- No data available at this section
- NA No data available



Horse/Jockey Name	Money Man
Final Rank	5
Fastest Section Time (Section)	0:11.24 (600m)
Top Speed [km/h] (Section)	65.6 (600m)
Race State	Finished



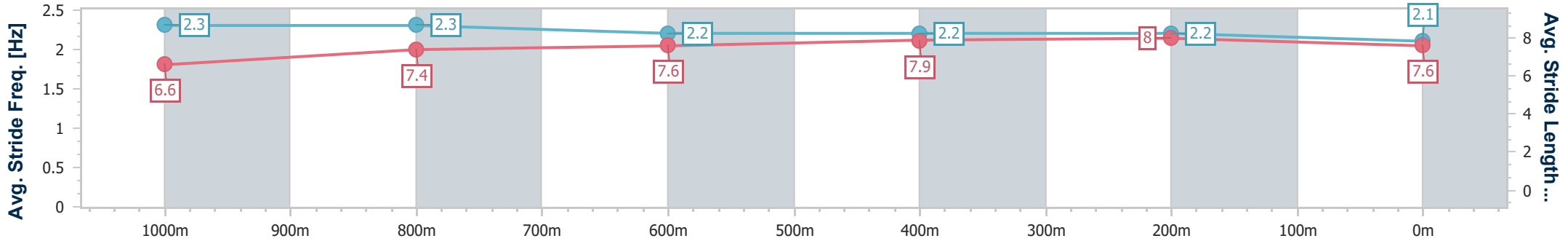
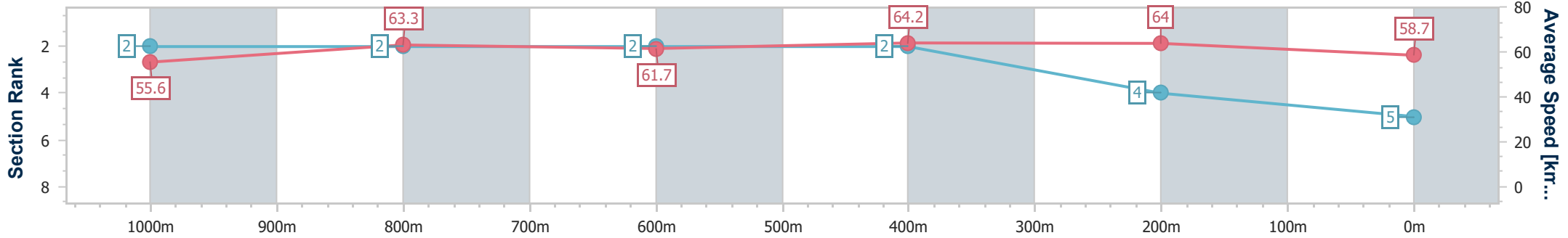
Rockhampton QLD Professional
Race 3: GRANT & SIMPSON LAWYERS Class 2 Handicap - 1200m



29 November 2024 - 14:07

Track Rating: Soft 5, Weather: Overcast, Rail Position: +6.5m Entire

Section	Overall	1000m	800m	600m	400m	200m
Section Times	1:11.15 [5] (0:12.98)	0:58.17 [2] (0:11.47)	0:46.70 [2] (0:11.96)	0:34.74 [2] (0:11.24)	0:23.50 [2] (0:11.26)	0:12.24 [4] (0:12.24)
Average Speed [km/h]	55.6	63.3	61.7	64.2	64.0	58.7
Top Speed [km/h]	64.6	64.3	62.6	65.6	65.6	62.0
Avg. Dist. to Rail [m]	2.8	1.2	3.4	4.5	3.7	2.6
Avg. Stride Freq. [Hz]	2.3	2.3	2.2	2.2	2.2	2.1
Avg. Stride Length [m]	6.6	7.4	7.6	7.9	8.0	7.6



- [] Ranking at each section and finish
- .-.- No data available at this section
- NA No data available



Horse/Jockey Name	Miss Rinehart
Final Rank	6
Fastest Section Time (Section)	0:11.24 (600m)
Top Speed [km/h] (Section)	65.6 (600m)
Race State	Finished



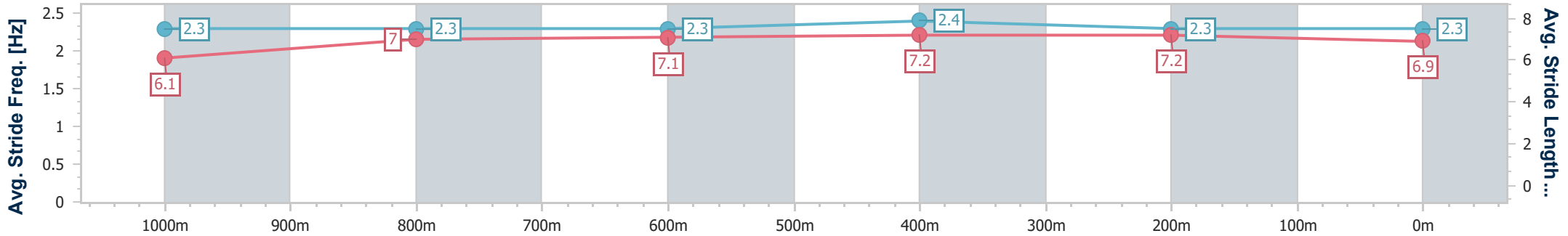
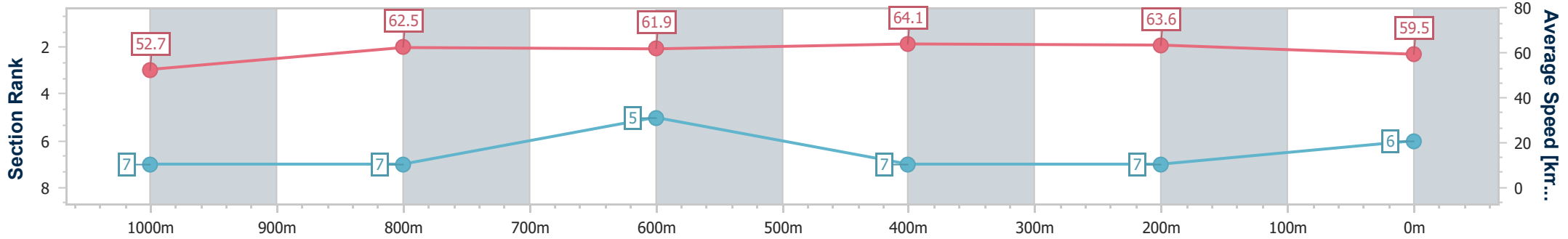
Rockhampton QLD Professional
Race 3: GRANT & SIMPSON LAWYERS Class 2 Handicap - 1200m



29 November 2024 - 14:07

Track Rating: Soft 5, Weather: Overcast, Rail Position: +6.5m Entire

Section	Overall	1000m	800m	600m	400m	200m
Section Times	1:11.45 [6] (0:13.71)	0:57.74 [7] (0:11.38)	0:46.36 [7] (0:11.70)	0:34.66 [5] (0:11.24)	0:23.42 [7] (0:11.33)	0:12.09 [7] (0:12.09)
Average Speed [km/h]	52.7	62.5	61.9	64.1	63.6	59.5
Top Speed [km/h]	62.3	64.5	64.6	65.6	65.1	61.6
Avg. Dist. to Rail [m]	3.4	1.7	1.6	4.0	4.8	5.2
Avg. Stride Freq. [Hz]	2.3	2.3	2.3	2.4	2.3	2.3
Avg. Stride Length [m]	6.1	7.0	7.1	7.2	7.2	6.9



- [] Ranking at each section and finish
- .-.- No data available at this section
- NA No data available



Horse/Jockey Name	Lenny Rocket
Final Rank	7
Fastest Section Time (Section)	0:11.37 (600m)
Top Speed [km/h] (Section)	64.2 (600m)
Race State	Finished



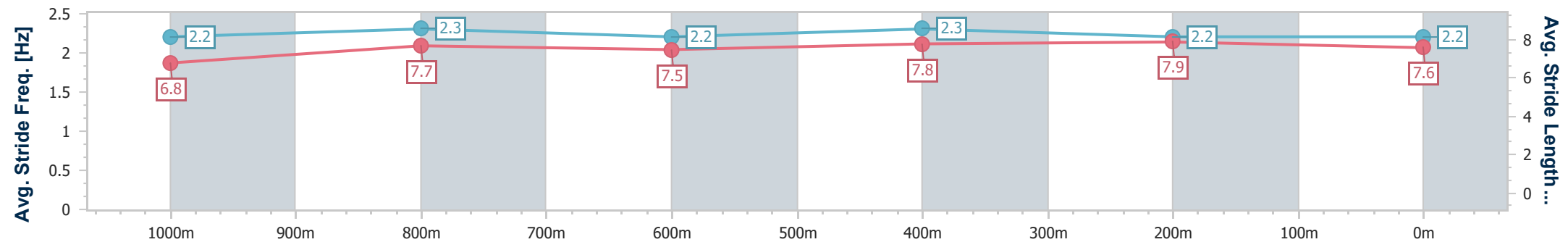
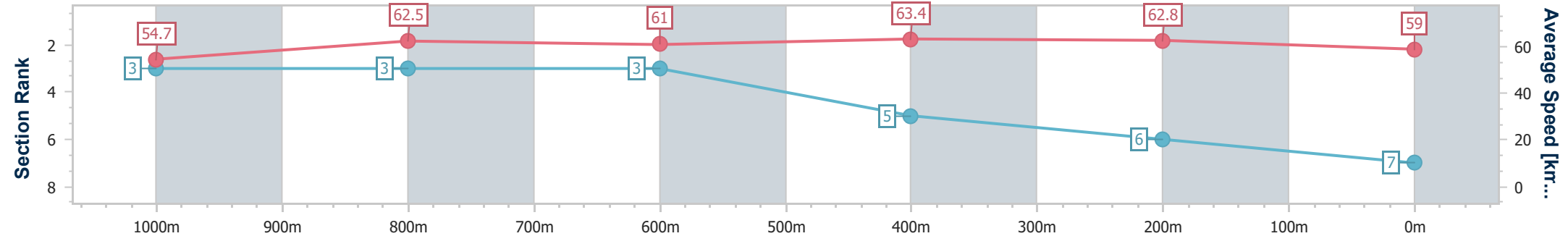
Rockhampton QLD Professional
Race 3: GRANT & SIMPSON LAWYERS Class 2 Handicap - 1200m



29 November 2024 - 14:07

Track Rating: Soft 5, Weather: Overcast, Rail Position: +6.5m Entire

Section	Overall	1000m	800m	600m	400m	200m
Section Times	1:11.51 [7] (0:13.18)	0:58.33 [3] (0:11.40)	0:46.93 [3] (0:11.88)	0:35.05 [3] (0:11.37)	0:23.68 [5] (0:11.45)	0:12.23 [6] (0:12.23)
Average Speed [km/h]	54.7	62.5	61.0	63.4	62.8	59.0
Top Speed [km/h]	63.7	63.2	62.3	64.2	64.1	61.1
Avg. Dist. to Rail [m]	0.9	1.6	1.2	2.0	1.8	3.9
Avg. Stride Freq. [Hz]	2.2	2.3	2.2	2.3	2.2	2.2
Avg. Stride Length [m]	6.8	7.7	7.5	7.8	7.9	7.6



- [] Ranking at each section and finish
- .-.- No data available at this section
- NA No data available



Rockhampton QLD Professional

Race 4: TAB Class 6 Handicap - 1100m

29 November 2024 - 14:44



Track Rating: Soft 5, Weather: Overcast, Rail Position: +6.5m Entire

Section		Overall	1000m	800m	600m	400m	200m	Last 600m					
Field Times		1:02.94 (0:07.16)	0:55.78 (0:11.16)	0:44.62 (0:11.43)	0:33.19 (0:10.64)	0:22.55 (0:10.83)	0:11.72 (0:11.72)	0:33.19					
Rank	TAB Horse/Jockey	Barrier	Top Speed [km/h]	Fastest Section							Margin	Distance Travelled [m]	
1	4 SUNNYCOAST Raul Silvera Olivera	5	68.6 600m	0:07.16 Overall	1:02.94 [1] (0:07.16)	0:55.78 [1] (0:11.16)	0:44.62 [1] (0:11.43)	0:33.19 [1] (0:10.64)	0:22.55 [1] (0:10.83)	0:11.72 [1] (0:11.72)	1:02.94	0:33.19	
2	5 DEEP BLAST Justin Stanley	1	69.4 600m	0:07.44 Overall	1:02.95 [2] (0:07.44)	0:55.51 [5] (0:11.23)	0:44.28 [3] (0:11.38)	0:32.90 [3] (0:10.66)	0:22.24 [3] (0:10.73)	0:11.51 [2] (0:11.51)	0.05L	0:32.90	-3
3	3 BENCOOLEN Ashley Butler	3	68.3 400m	0:07.38 Overall	1:03.14 [3] (0:07.38)	0:55.76 [4] (0:11.40)	0:44.36 [4] (0:11.43)	0:32.93 [4] (0:10.73)	0:22.20 [4] (0:10.69)	0:11.51 [4] (0:11.51)	1.14L	0:32.93	+1
4	1 ACROPHOBIC Brodie Moffat	2	69.4 400m	0:07.69 Overall	1:03.20 [4] (0:07.69)	0:55.51 [7] (0:11.28)	0:44.23 [6] (0:11.32)	0:32.91 [5] (0:10.69)	0:22.22 [5] (0:10.72)	0:11.50 [5] (0:11.50)	1.51L	0:32.91	-6
5	7 JUNGLE BEAT Michael Murphy	7	68.1 400m	0:07.23 Overall	1:03.45 [5] (0:07.23)	0:56.22 [2] (0:11.21)	0:45.01 [2] (0:11.40)	0:33.61 [2] (0:10.79)	0:22.82 [2] (0:10.88)	0:11.94 [3] (0:11.94)	2.95L	0:33.61	+1
6	8 CAVENTE Chelsea Baker	6	69.2 600m	0:07.63 Overall	1:03.48 [6] (0:07.63)	0:55.85 [6] (0:11.45)	0:44.40 [7] (0:11.44)	0:32.96 [6] (0:10.57)	0:22.39 [6] (0:10.73)	0:11.66 [6] (0:11.66)	3.16L	0:32.96	+1
7	2 MILO MAN Warwick Satherley	4	67.7 600m	0:07.36 Overall	1:04.78 [7] (0:07.36)	0:57.42 [3] (0:11.59)	0:45.83 [5] (0:11.67)	0:34.16 [7] (0:10.84)	0:23.32 [7] (0:10.94)	0:12.38 [7] (0:12.38)	10.79L	0:34.16	+5

Scratched: Pretty Slick (#6)

[] Ranking at each section and finish
 -:-:- No data available at this section
 NA No data available

SCN Saddle cloth number
 DNF Did not finish
 DNT Did not track



Horse/Jockey Name	Sunnycoast
Final Rank	1
Fastest Section Time (Section)	0:07.16 (Overall)
Top Speed [km/h] (Section)	68.6 (600m)
Race State	Finished



Rockhampton QLD Professional

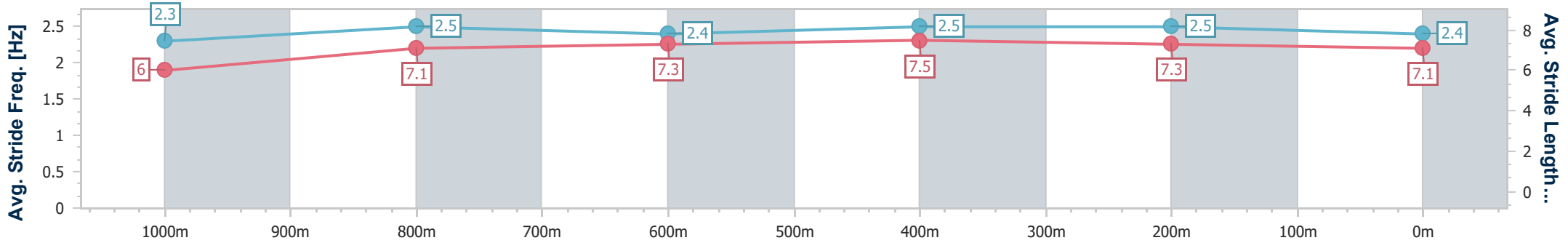
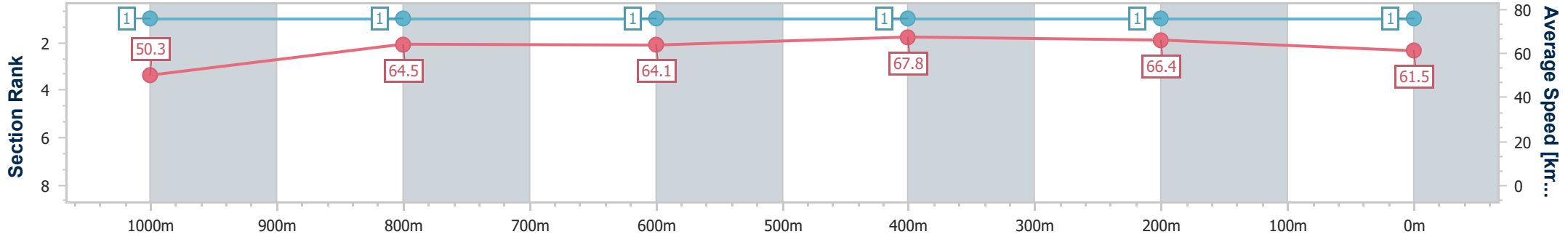
Race 4: TAB Class 6 Handicap - 1100m

29 November 2024 - 14:44



Track Rating: Soft 5, Weather: Overcast, Rail Position: +6.5m Entire

Section	Overall	1000m	800m	600m	400m	200m
Section Times	1:02.94 [1] (0:07.16)	0:55.78 [1] (0:11.16)	0:44.62 [1] (0:11.43)	0:33.19 [1] (0:10.64)	0:22.55 [1] (0:10.83)	0:11.72 [1] (0:11.72)
Average Speed [km/h]	50.3	64.5	64.1	67.8	66.4	61.5
Top Speed [km/h]	63.4	66.3	66.2	68.6	68.2	65.8
Avg. Dist. to Rail [m]	1.9	0.4	2.2	2.6	2.8	3.5
Avg. Stride Freq. [Hz]	2.3	2.5	2.4	2.5	2.5	2.4
Avg. Stride Length [m]	6.0	7.1	7.3	7.5	7.3	7.1



- [] Ranking at each section and finish
- .-.- No data available at this section
- NA No data available



Horse/Jockey Name	Deep Blast
Final Rank	2
Fastest Section Time (Section)	0:07.44 (Overall)
Top Speed [km/h] (Section)	69.4 (600m)
Race State	Finished



Rockhampton QLD Professional

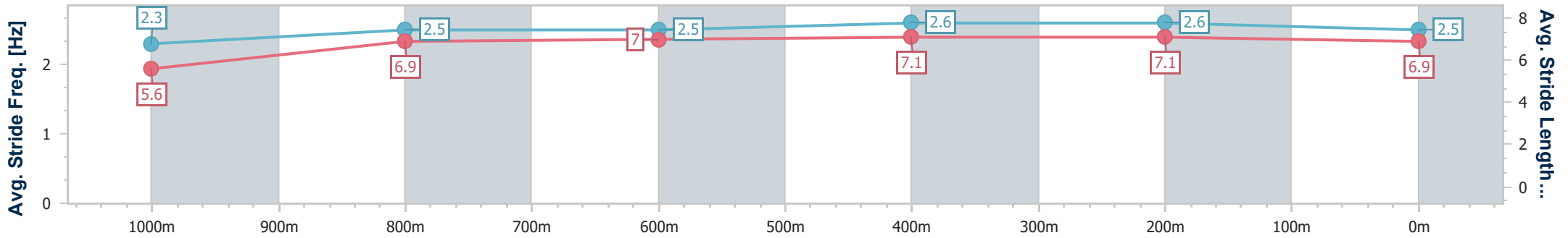
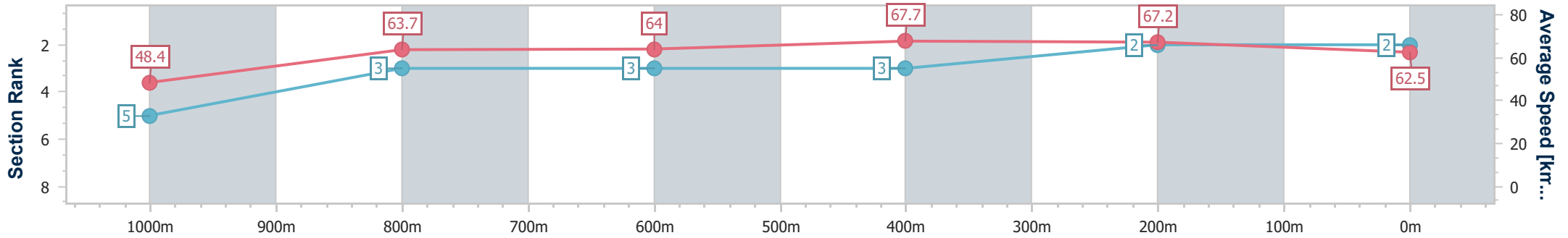
Race 4: TAB Class 6 Handicap - 1100m

29 November 2024 - 14:44



Track Rating: Soft 5, Weather: Overcast, Rail Position: +6.5m Entire

Section	Overall	1000m	800m	600m	400m	200m
Section Times	1:02.95 [2] (0:07.44)	0:55.51 [5] (0:11.23)	0:44.28 [3] (0:11.38)	0:32.90 [3] (0:10.66)	0:22.24 [3] (0:10.73)	0:11.51 [2] (0:11.51)
Average Speed [km/h]	48.4	63.7	64.0	67.7	67.2	62.5
Top Speed [km/h]	59.7	64.6	65.5	69.4	68.6	65.1
Avg. Dist. to Rail [m]	0.4	0.9	1.4	2.4	0.8	0.5
Avg. Stride Freq. [Hz]	2.3	2.5	2.5	2.6	2.6	2.5
Avg. Stride Length [m]	5.6	6.9	7.0	7.1	7.1	6.9



- [] Ranking at each section and finish
- .-.- No data available at this section
- NA No data available



Horse/Jockey Name	Bencoolen
Final Rank	3
Fastest Section Time (Section)	0:07.38 (Overall)
Top Speed [km/h] (Section)	68.3 (400m)
Race State	Finished



Rockhampton QLD Professional

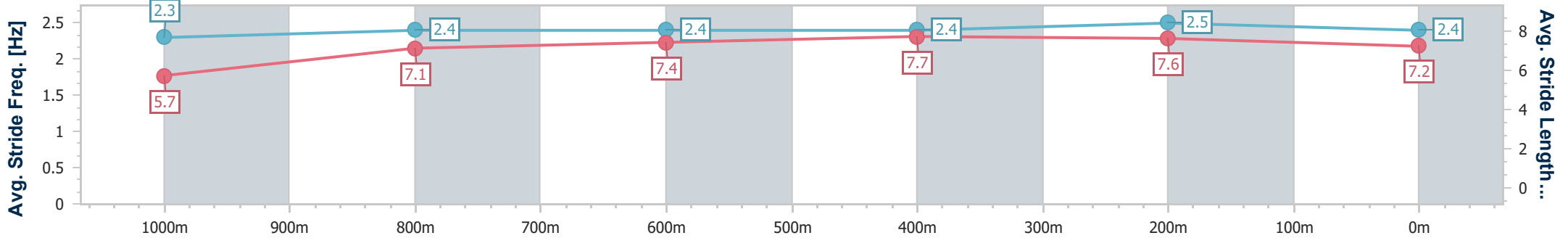
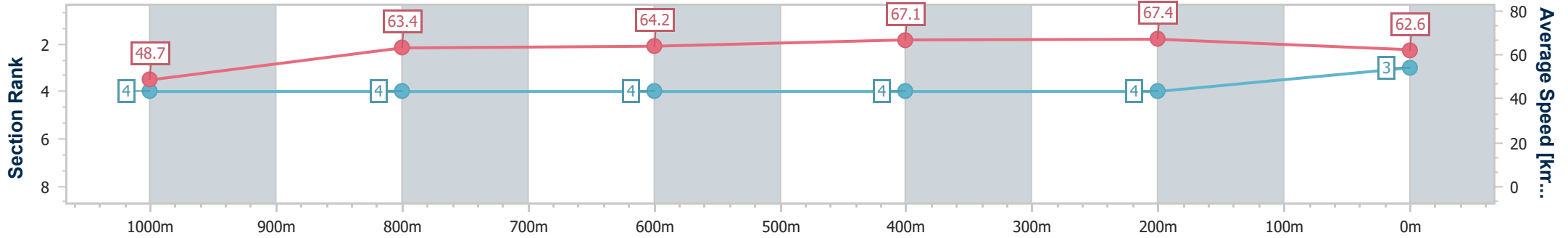
Race 4: TAB Class 6 Handicap - 1100m

29 November 2024 - 14:44



Track Rating: Soft 5, Weather: Overcast, Rail Position: +6.5m Entire

Section	Overall	1000m	800m	600m	400m	200m
Section Times	1:03.14 [3] (0:07.38)	0:55.76 [4] (0:11.40)	0:44.36 [4] (0:11.43)	0:32.93 [4] (0:10.73)	0:22.20 [4] (0:10.69)	0:11.51 [4] (0:11.51)
Average Speed [km/h]	48.7	63.4	64.2	67.1	67.4	62.6
Top Speed [km/h]	61.2	64.3	66.7	68.2	68.3	65.9
Avg. Dist. to Rail [m]	1.0	0.6	2.3	3.4	4.4	4.9
Avg. Stride Freq. [Hz]	2.3	2.4	2.4	2.4	2.5	2.4
Avg. Stride Length [m]	5.7	7.1	7.4	7.7	7.6	7.2



- [] Ranking at each section and finish
- .-.- No data available at this section
- NA No data available



Horse/Jockey Name	Acrophobic
Final Rank	4
Fastest Section Time (Section)	0:07.69 (Overall)
Top Speed [km/h] (Section)	69.4 (400m)
Race State	Finished



Rockhampton QLD Professional

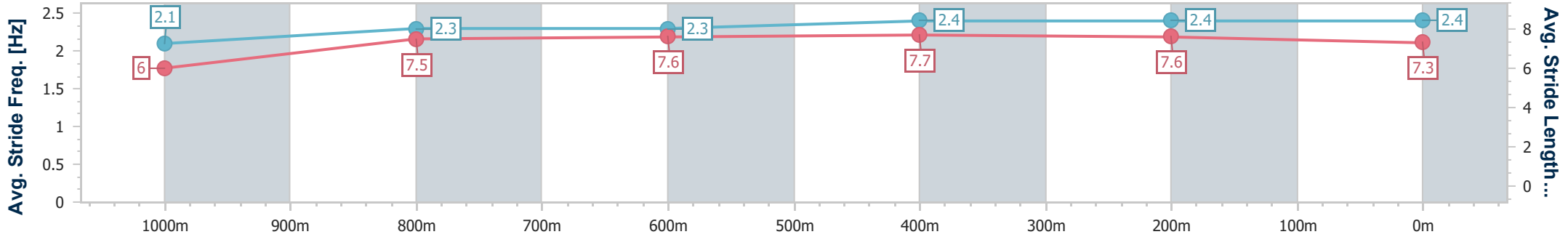
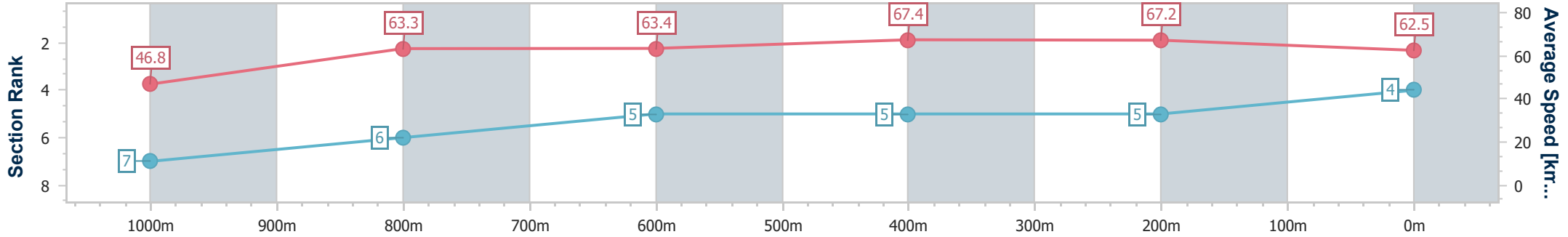
Race 4: TAB Class 6 Handicap - 1100m

29 November 2024 - 14:44

Track Rating: Soft 5, Weather: Overcast, Rail Position: +6.5m Entire



Section	Overall	1000m	800m	600m	400m	200m
Section Times	1:03.20 [4] (0:07.69)	0:55.51 [7] (0:11.28)	0:44.23 [6] (0:11.32)	0:32.91 [5] (0:10.69)	0:22.22 [5] (0:10.72)	0:11.50 [5] (0:11.50)
Average Speed [km/h]	46.8	63.3	63.4	67.4	67.2	62.5
Top Speed [km/h]	61.2	64.4	65.3	69.4	69.4	66.2
Avg. Dist. to Rail [m]	0.2	1.0	0.7	1.6	1.8	2.2
Avg. Stride Freq. [Hz]	2.1	2.3	2.3	2.4	2.4	2.4
Avg. Stride Length [m]	6.0	7.5	7.6	7.7	7.6	7.3



- [] Ranking at each section and finish
- .-.- No data available at this section
- NA No data available



Horse/Jockey Name	Jungle Beat
Final Rank	5
Fastest Section Time (Section)	0:07.23 (Overall)
Top Speed [km/h] (Section)	68.1 (400m)
Race State	Finished



Rockhampton QLD Professional

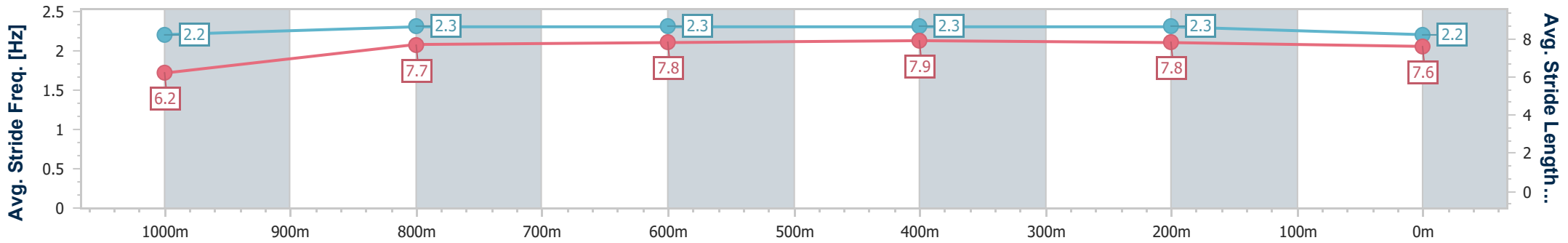
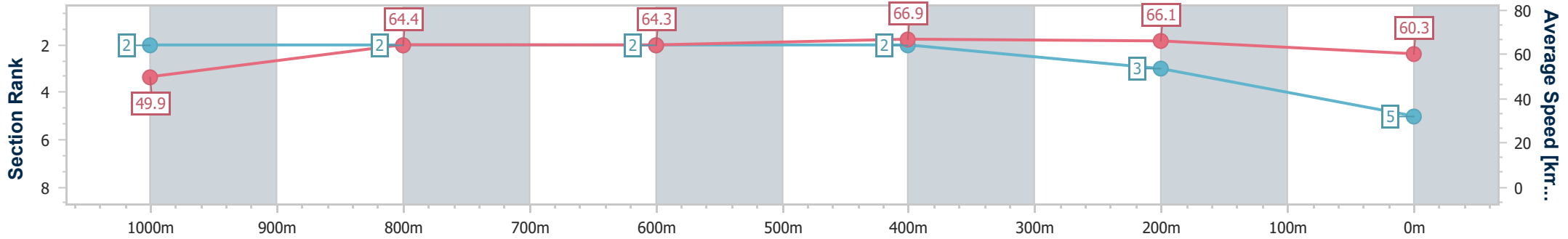
Race 4: TAB Class 6 Handicap - 1100m

29 November 2024 - 14:44

Track Rating: Soft 5, Weather: Overcast, Rail Position: +6.5m Entire



Section	Overall	1000m	800m	600m	400m	200m
Section Times	1:03.45 [5] (0:07.23)	0:56.22 [2] (0:11.21)	0:45.01 [2] (0:11.40)	0:33.61 [2] (0:10.79)	0:22.82 [2] (0:10.88)	0:11.94 [3] (0:11.94)
Average Speed [km/h]	49.9	64.4	64.3	66.9	66.1	60.3
Top Speed [km/h]	63.2	65.0	65.1	67.4	68.1	63.4
Avg. Dist. to Rail [m]	4.9	1.0	2.4	3.5	3.4	3.7
Avg. Stride Freq. [Hz]	2.2	2.3	2.3	2.3	2.3	2.2
Avg. Stride Length [m]	6.2	7.7	7.8	7.9	7.8	7.6



- [] Ranking at each section and finish
- .-.- No data available at this section
- NA No data available



Horse/Jockey Name	Cavente
Final Rank	6
Fastest Section Time (Section)	0:07.63 (Overall)
Top Speed [km/h] (Section)	69.2 (600m)
Race State	Finished



Rockhampton QLD Professional

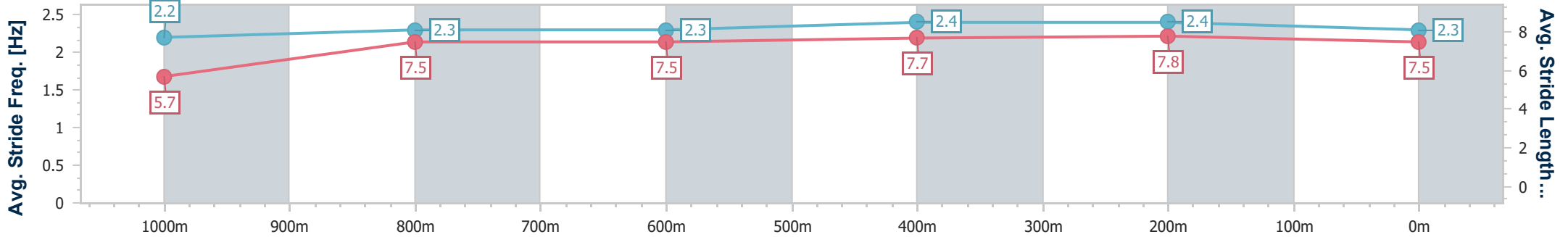
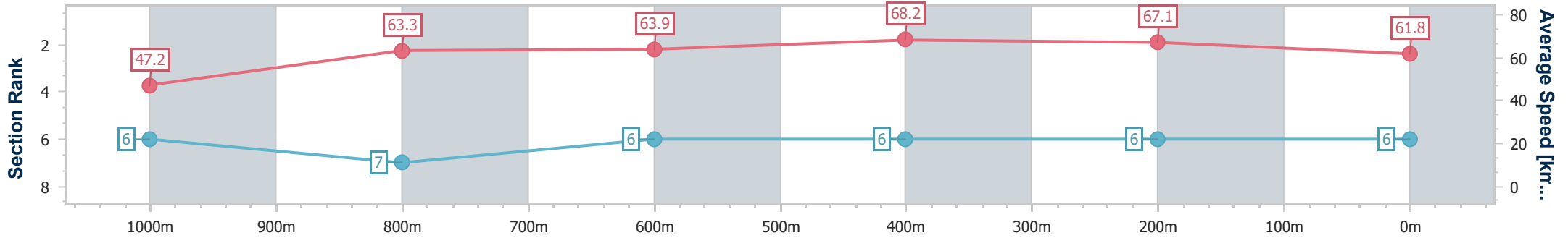
Race 4: TAB Class 6 Handicap - 1100m

29 November 2024 - 14:44

Track Rating: Soft 5, Weather: Overcast, Rail Position: +6.5m Entire



Section	Overall	1000m	800m	600m	400m	200m
Section Times	1:03.48 [6] (0:07.63)	0:55.85 [6] (0:11.45)	0:44.40 [7] (0:11.44)	0:32.96 [6] (0:10.57)	0:22.39 [6] (0:10.73)	0:11.66 [6] (0:11.66)
Average Speed [km/h]	47.2	63.3	63.9	68.2	67.1	61.8
Top Speed [km/h]	59.2	64.4	66.9	69.2	68.9	65.1
Avg. Dist. to Rail [m]	4.0	1.3	2.0	1.8	3.9	6.3
Avg. Stride Freq. [Hz]	2.2	2.3	2.3	2.4	2.4	2.3
Avg. Stride Length [m]	5.7	7.5	7.5	7.7	7.8	7.5



- [] Ranking at each section and finish
- .-.- No data available at this section
- NA No data available



Horse/Jockey Name	Milo Man
Final Rank	7
Fastest Section Time (Section)	0:07.36 (Overall)
Top Speed [km/h] (Section)	67.7 (600m)
Race State	Finished



Rockhampton QLD Professional

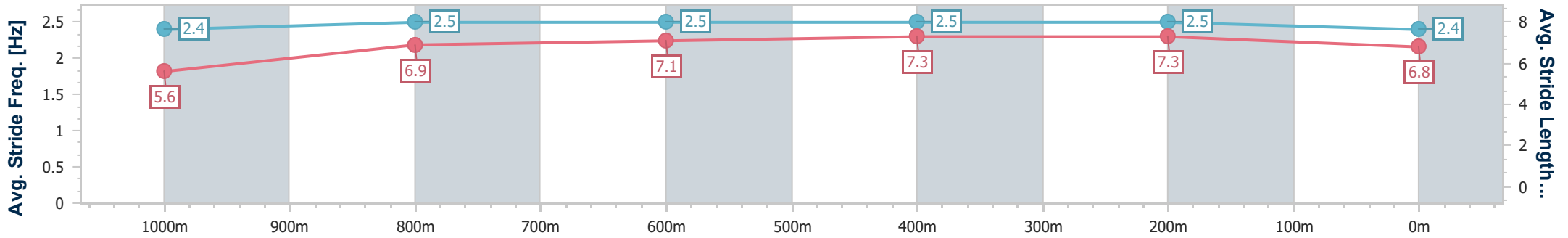
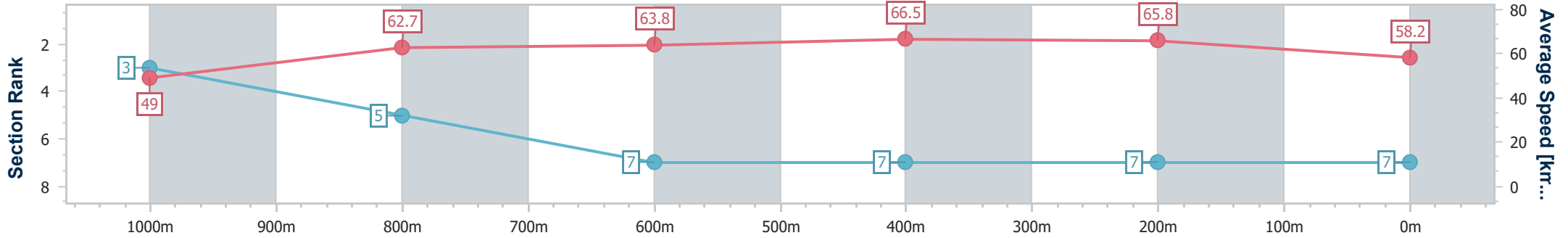
Race 4: TAB Class 6 Handicap - 1100m

29 November 2024 - 14:44



Track Rating: Soft 5, Weather: Overcast, Rail Position: +6.5m Entire

Section	Overall	1000m	800m	600m	400m	200m
Section Times	1:04.78 [7] (0:07.36)	0:57.42 [3] (0:11.59)	0:45.83 [5] (0:11.67)	0:34.16 [7] (0:10.84)	0:23.32 [7] (0:10.94)	0:12.38 [7] (0:12.38)
Average Speed [km/h]	49.0	62.7	63.8	66.5	65.8	58.2
Top Speed [km/h]	62.3	64.3	64.8	67.7	67.2	63.9
Avg. Dist. to Rail [m]	1.1	1.4	4.1	3.4	3.2	3.4
Avg. Stride Freq. [Hz]	2.4	2.5	2.5	2.5	2.5	2.4
Avg. Stride Length [m]	5.6	6.9	7.1	7.3	7.3	6.8



- [] Ranking at each section and finish
- .-.- No data available at this section
- NA No data available



Rockhampton QLD Professional

Race 5: NAB REGIONAL AGRIBUSINESS Class 3 Plate - 1050m

29 November 2024 - 15:24



Track Rating: Soft 5, Weather: Overcast, Rail Position: +6.5m Entire

Section		Field Times											Last 600m				
		Overall	1000m	800m	600m	400m	200m						0:33.37				
		1:00.23 (0:04.20)	0:56.03 (0:11.42)	0:44.61 (0:11.24)	0:33.37 (0:10.86)	0:22.51 (0:10.94)	0:11.57 (0:11.57)										
Rank	TAB Horse/Jockey	Barrier	Top Speed [km/h]	Fastest Section												Margin	Distance Travelled [m]
1	7 LITTLE MISS BELLE Chelsea Baker	3	68.0 600m	0:04.20 Overall	1:00.23 [1] (0:04.20)	0:56.03 [1] (0:11.42)	0:44.61 [2] (0:11.27)	0:33.34 [2] (0:10.83)	0:22.51 [1] (0:10.94)	0:11.57 [1] (0:11.57)	1:00.23		0:33.34				
2	4 LAMENTUM Liv O'Donnell	2	68.1 600m	0:04.43 Overall	1:00.74 [2] (0:04.43)	0:56.31 [6] (0:11.53)	0:44.78 [7] (0:11.16)	0:33.62 [5] (0:10.71)	0:22.91 [3] (0:10.99)	0:11.92 [2] (0:11.92)	3.02L		0:33.62	+0			
3	6 IMPACTFULL MISS Raul Silvera Olivera	6	68.7 600m	0:04.34 Overall	1:01.12 [3] (0:04.34)	0:56.78 [3] (0:11.28)	0:45.50 [1] (0:11.24)	0:34.26 [1] (0:10.87)	0:23.39 [2] (0:11.10)	0:12.29 [3] (0:12.29)	5.24L		0:34.26	+5			
4	8 LOVE MY LOUIS Madeleine Wishart	4	68.2 600m	0:04.33 Overall	1:01.31 [4] (0:04.33)	0:56.98 [2] (0:11.55)	0:45.43 [6] (0:11.23)	0:34.20 [3] (0:10.74)	0:23.46 [4] (0:11.16)	0:12.30 [4] (0:12.30)	6.35L		0:34.20	+2			
5	9 MORE STYLISH Justin Stanley	7	68.1 600m	0:04.42 Overall	1:01.41 [5] (0:04.42)	0:56.99 [5] (0:11.37)	0:45.62 [5] (0:11.53)	0:34.09 [7] (0:10.86)	0:23.23 [7] (0:11.20)	0:12.03 [6] (0:12.03)	6.98L		0:34.09	+8			
6	3 SWEET FANTASY Tasha Chambers	5	68.9 600m	0:04.61 Overall	1:01.56 [6] (0:04.61)	0:56.95 [9] (0:11.36)	0:45.59 [8] (0:11.36)	0:34.23 [8] (0:10.79)	0:23.44 [5] (0:11.04)	0:12.40 [5] (0:12.40)	7.85L		0:34.23	+4			
7	2 STAR GAMBLE Warwick Satherley	8	67.2 600m	0:04.47 Overall	1:01.81 [7] (0:04.47)	0:57.34 [8] (0:11.23)	0:46.11 [3] (0:11.42)	0:34.69 [4] (0:11.00)	0:23.69 [6] (0:11.36)	0:12.33 [7] (0:12.33)	9.28L		0:34.69	+9			
8	5 MASALI RAFFA Michael Murphy	1	65.1 600m	0:04.39 Overall	1:02.26 [8] (0:04.39)	0:57.87 [4] (0:12.02)	0:45.85 [9] (0:11.21)	0:34.64 [9] (0:11.05)	0:23.59 [9] (0:11.32)	0:12.27 [9] (0:12.27)	11.97L		0:34.64	+1			
9	1 RUBUNKAR Brodie Moffat	9	67.9 1000m	0:04.47 Overall	1:02.36 [9] (0:04.47)	0:57.89 [7] (0:11.23)	0:46.66 [4] (0:11.57)	0:35.09 [6] (0:11.06)	0:24.03 [8] (0:11.46)	0:12.57 [8] (0:12.57)	12.53L		0:35.09	+9			

[] Ranking at each section and finish
 -:-:- No data available at this section
 NA No data available

SCN Saddle cloth number
 DNF Did not finish
 DNT Did not track



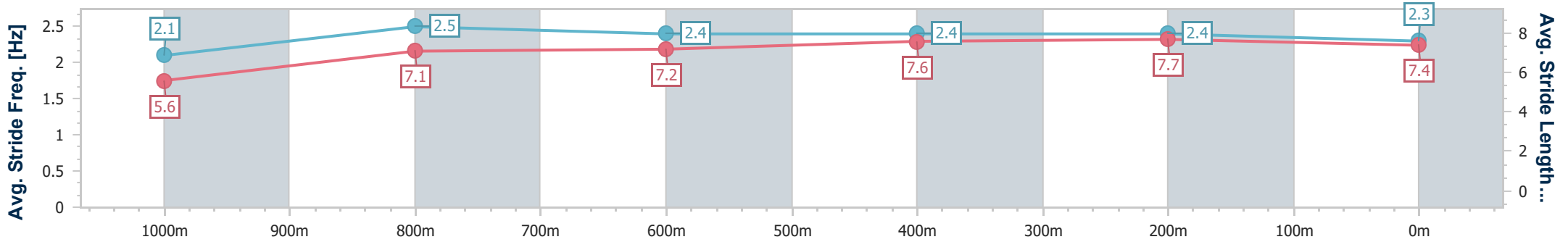
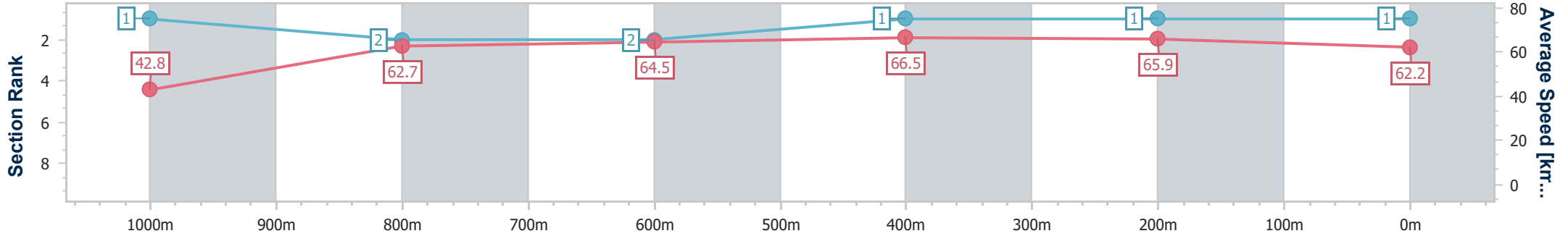
Horse/Jockey Name	Little Miss Belle
Final Rank	1
Fastest Section Time (Section)	0:04.20 (Overall)
Top Speed [km/h] (Section)	68.0 (600m)
Race State	Finished



Rockhampton QLD Professional
 Race 5: NAB REGIONAL AGRIBUSINESS Class 3 Plate - 1050m
 29 November 2024 - 15:24
 Track Rating: Soft 5, Weather: Overcast, Rail Position: +6.5m Entire



Section	Overall	1000m	800m	600m	400m	200m
Section Times	1:00.23 [1] (0:04.20)	0:56.03 [1] (0:11.42)	0:44.61 [2] (0:11.27)	0:33.34 [2] (0:10.83)	0:22.51 [1] (0:10.94)	0:11.57 [1] (0:11.57)
Average Speed [km/h]	42.8	62.7	64.5	66.5	65.9	62.2
Top Speed [km/h]	56.1	65.3	67.6	68.0	67.5	65.7
Avg. Dist. to Rail [m]	2.9	1.0	1.3	1.4	1.8	1.6
Avg. Stride Freq. [Hz]	2.1	2.5	2.4	2.4	2.4	2.3
Avg. Stride Length [m]	5.6	7.1	7.2	7.6	7.7	7.4



- [] Ranking at each section and finish
- .-.- No data available at this section
- NA No data available



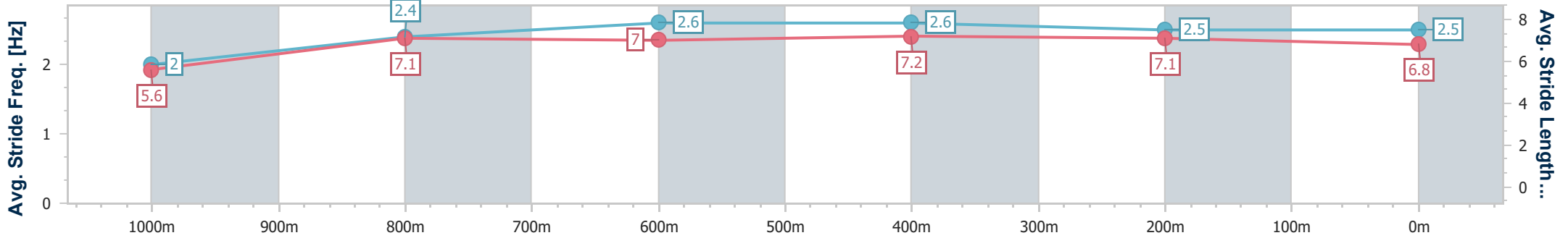
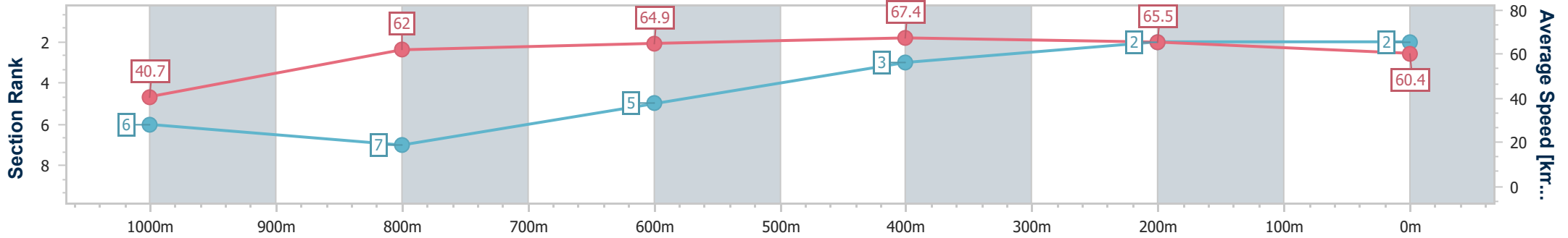
Horse/Jockey Name	Lamentum
Final Rank	2
Fastest Section Time (Section)	0:04.43 (Overall)
Top Speed [km/h] (Section)	68.1 (600m)
Race State	Finished



Rockhampton QLD Professional
 Race 5: NAB REGIONAL AGRIBUSINESS Class 3 Plate - 1050m
 29 November 2024 - 15:24
 Track Rating: Soft 5, Weather: Overcast, Rail Position: +6.5m Entire



Section	Overall	1000m	800m	600m	400m	200m
Section Times	1:00.74 [2] (0:04.43)	0:56.31 [6] (0:11.53)	0:44.78 [7] (0:11.16)	0:33.62 [5] (0:10.71)	0:22.91 [3] (0:10.99)	0:11.92 [2] (0:11.92)
Average Speed [km/h]	40.7	62.0	64.9	67.4	65.5	60.4
Top Speed [km/h]	55.1	65.3	66.9	68.1	68.0	63.4
Avg. Dist. to Rail [m]	1.7	1.0	1.2	2.8	2.7	3.4
Avg. Stride Freq. [Hz]	2.0	2.4	2.6	2.6	2.5	2.5
Avg. Stride Length [m]	5.6	7.1	7.0	7.2	7.1	6.8



- [] Ranking at each section and finish
- .-.- No data available at this section
- NA No data available



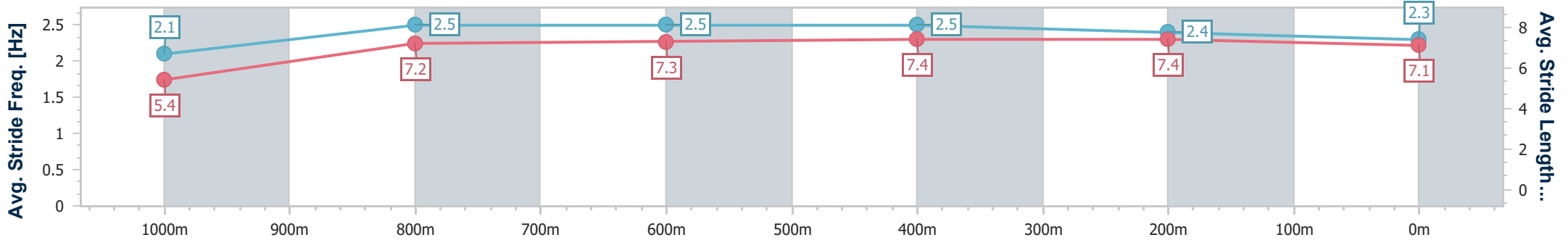
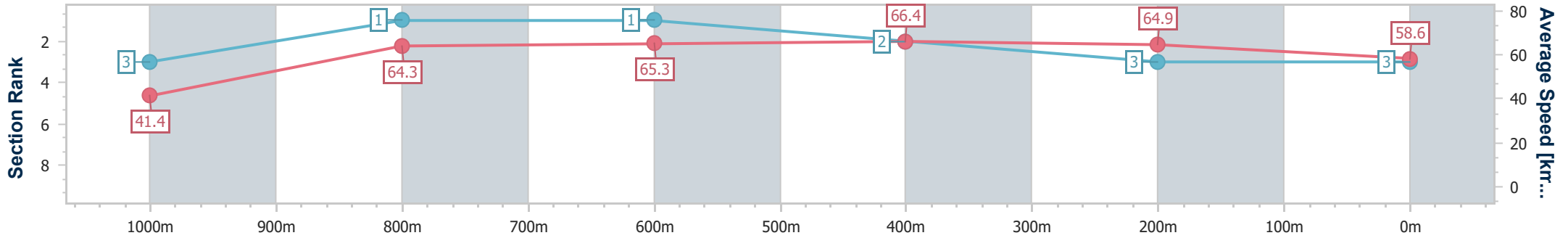
Horse/Jockey Name	Impactfull Miss
Final Rank	3
Fastest Section Time (Section)	0:04.34 (Overall)
Top Speed [km/h] (Section)	68.7 (600m)
Race State	Finished



Rockhampton QLD Professional
 Race 5: NAB REGIONAL AGRIBUSINESS Class 3 Plate - 1050m
 29 November 2024 - 15:24
 Track Rating: Soft 5, Weather: Overcast, Rail Position: +6.5m Entire



Section	Overall	1000m	800m	600m	400m	200m
Section Times	1:01.12 [3] (0:04.34)	0:56.78 [3] (0:11.28)	0:45.50 [1] (0:11.24)	0:34.26 [1] (0:10.87)	0:23.39 [2] (0:11.10)	0:12.29 [3] (0:12.29)
Average Speed [km/h]	41.4	64.3	65.3	66.4	64.9	58.6
Top Speed [km/h]	54.3	67.1	66.5	68.7	68.6	61.8
Avg. Dist. to Rail [m]	5.6	1.7	2.6	3.9	2.9	3.5
Avg. Stride Freq. [Hz]	2.1	2.5	2.5	2.5	2.4	2.3
Avg. Stride Length [m]	5.4	7.2	7.3	7.4	7.4	7.1



- [] Ranking at each section and finish
- .-.- No data available at this section
- NA No data available



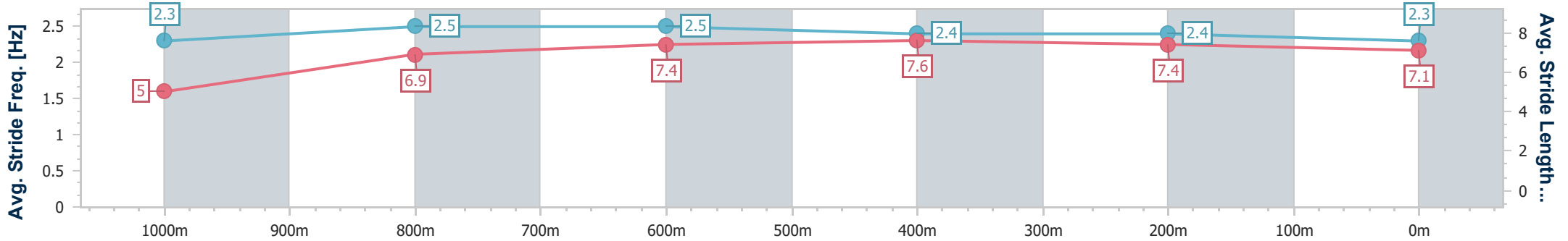
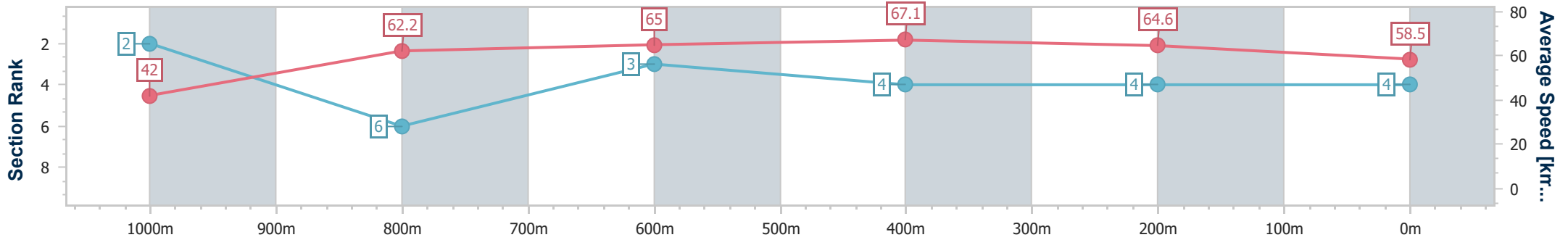
Horse/Jockey Name	Love My Louis
Final Rank	4
Fastest Section Time (Section)	0:04.33 (Overall)
Top Speed [km/h] (Section)	68.2 (600m)
Race State	Finished



Rockhampton QLD Professional
 Race 5: NAB REGIONAL AGRIBUSINESS Class 3 Plate - 1050m
 29 November 2024 - 15:24
 Track Rating: Soft 5, Weather: Overcast, Rail Position: +6.5m Entire



Section	Overall	1000m	800m	600m	400m	200m
Section Times	1:01.31 [4] (0:04.33)	0:56.98 [2] (0:11.55)	0:45.43 [6] (0:11.23)	0:34.20 [3] (0:10.74)	0:23.46 [4] (0:11.16)	0:12.30 [4] (0:12.30)
Average Speed [km/h]	42.0	62.2	65.0	67.1	64.6	58.5
Top Speed [km/h]	54.6	64.3	66.6	68.2	67.0	61.7
Avg. Dist. to Rail [m]	4.2	0.9	1.6	3.2	3.5	5.3
Avg. Stride Freq. [Hz]	2.3	2.5	2.5	2.4	2.4	2.3
Avg. Stride Length [m]	5.0	6.9	7.4	7.6	7.4	7.1



- [] Ranking at each section and finish
- .-.- No data available at this section
- NA No data available



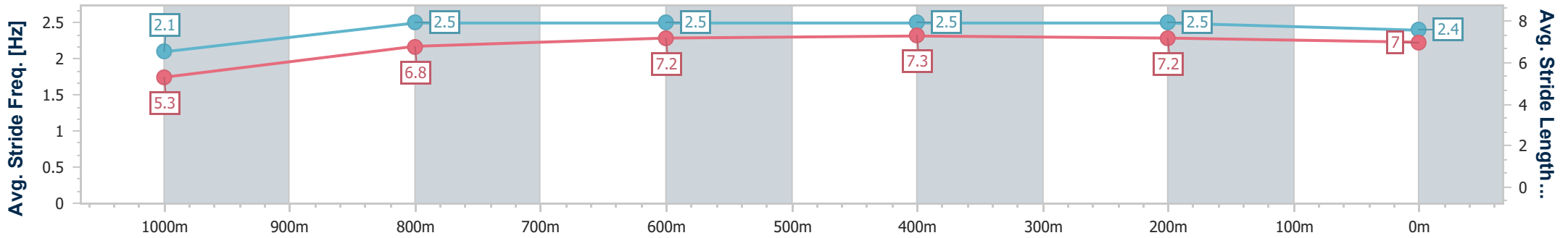
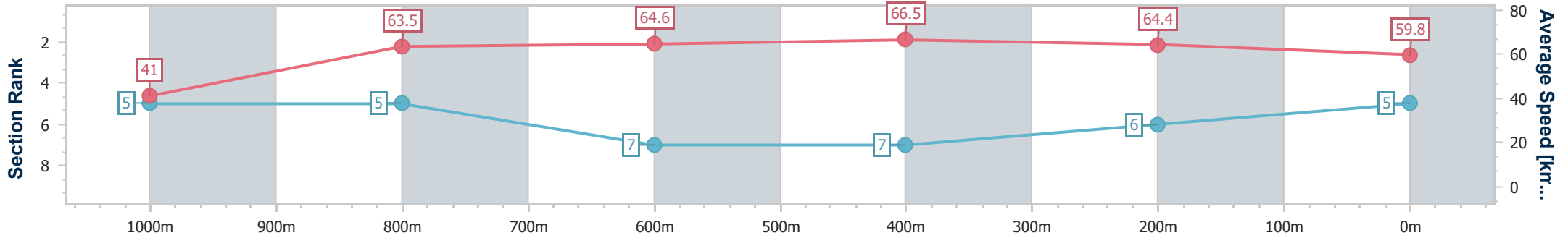
Horse/Jockey Name	More Stylish
Final Rank	5
Fastest Section Time (Section)	0:04.42 (Overall)
Top Speed [km/h] (Section)	68.1 (600m)
Race State	Finished



Rockhampton QLD Professional
 Race 5: NAB REGIONAL AGRIBUSINESS Class 3 Plate - 1050m
 29 November 2024 - 15:24
 Track Rating: Soft 5, Weather: Overcast, Rail Position: +6.5m Entire



Section	Overall	1000m	800m	600m	400m	200m
Section Times	1:01.41 [5] (0:04.42)	0:56.99 [5] (0:11.37)	0:45.62 [5] (0:11.53)	0:34.09 [7] (0:10.86)	0:23.23 [7] (0:11.20)	0:12.03 [6] (0:12.03)
Average Speed [km/h]	41.0	63.5	64.6	66.5	64.4	59.8
Top Speed [km/h]	52.2	67.9	66.2	68.1	64.7	63.1
Avg. Dist. to Rail [m]	5.0	1.1	4.4	7.6	9.2	8.7
Avg. Stride Freq. [Hz]	2.1	2.5	2.5	2.5	2.5	2.4
Avg. Stride Length [m]	5.3	6.8	7.2	7.3	7.2	7.0



- [] Ranking at each section and finish
- .-.- No data available at this section
- NA No data available



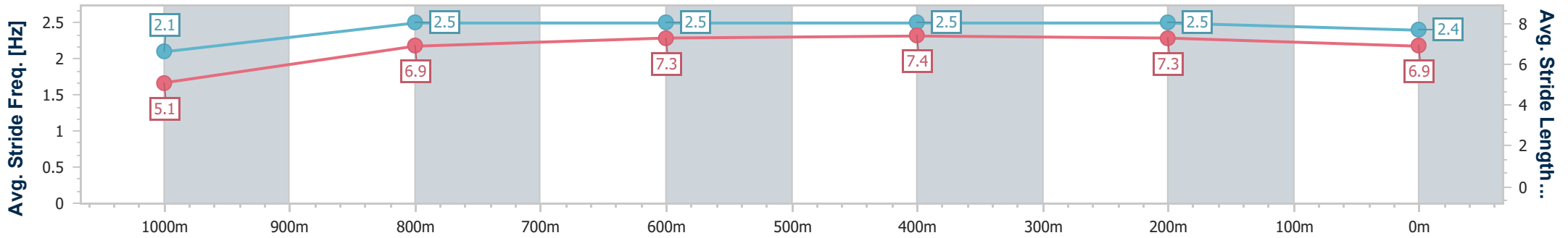
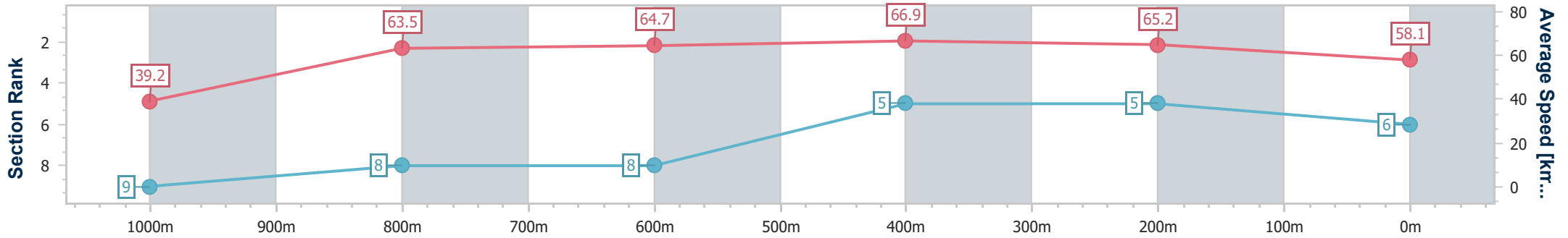
Horse/Jockey Name	Sweet Fantasy
Final Rank	6
Fastest Section Time (Section)	0:04.61 (Overall)
Top Speed [km/h] (Section)	68.9 (600m)
Race State	Finished



Rockhampton QLD Professional
 Race 5: NAB REGIONAL AGRIBUSINESS Class 3 Plate - 1050m
 29 November 2024 - 15:24
 Track Rating: Soft 5, Weather: Overcast, Rail Position: +6.5m Entire



Section	Overall	1000m	800m	600m	400m	200m
Section Times	1:01.56 [6] (0:04.61)	0:56.95 [9] (0:11.36)	0:45.59 [8] (0:11.36)	0:34.23 [8] (0:10.79)	0:23.44 [5] (0:11.04)	0:12.40 [5] (0:12.40)
Average Speed [km/h]	39.2	63.5	64.7	66.9	65.2	58.1
Top Speed [km/h]	53.7	67.4	65.8	68.9	66.9	62.5
Avg. Dist. to Rail [m]	4.7	0.9	2.8	5.1	7.4	8.0
Avg. Stride Freq. [Hz]	2.1	2.5	2.5	2.5	2.5	2.4
Avg. Stride Length [m]	5.1	6.9	7.3	7.4	7.3	6.9



- [] Ranking at each section and finish
- .-.- No data available at this section
- NA No data available



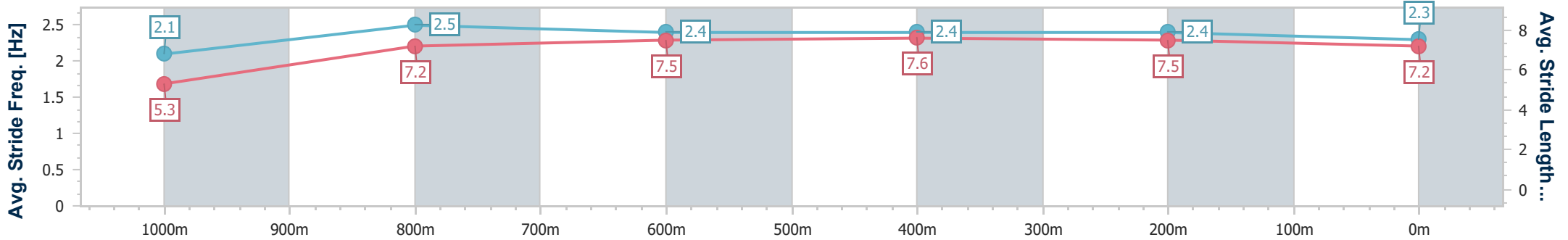
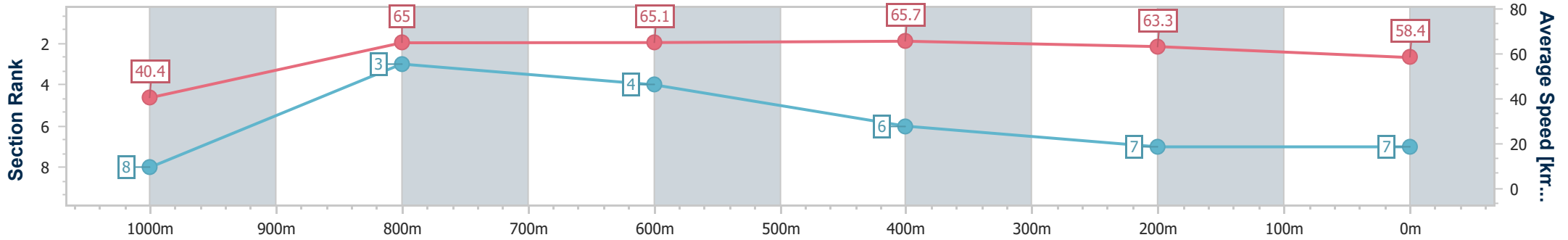
Horse/Jockey Name	Star Gamble
Final Rank	7
Fastest Section Time (Section)	0:04.47 (Overall)
Top Speed [km/h] (Section)	67.2 (600m)
Race State	Finished



Rockhampton QLD Professional
 Race 5: NAB REGIONAL AGRIBUSINESS Class 3 Plate - 1050m
 29 November 2024 - 15:24
 Track Rating: Soft 5, Weather: Overcast, Rail Position: +6.5m Entire



Section	Overall	1000m	800m	600m	400m	200m
Section Times	1:01.81 [7] (0:04.47)	0:57.34 [8] (0:11.23)	0:46.11 [3] (0:11.42)	0:34.69 [4] (0:11.00)	0:23.69 [6] (0:11.36)	0:12.33 [7] (0:12.33)
Average Speed [km/h]	40.4	65.0	65.1	65.7	63.3	58.4
Top Speed [km/h]	56.5	66.9	66.7	67.2	66.6	61.1
Avg. Dist. to Rail [m]	8.0	3.0	3.9	5.9	6.8	4.5
Avg. Stride Freq. [Hz]	2.1	2.5	2.4	2.4	2.4	2.3
Avg. Stride Length [m]	5.3	7.2	7.5	7.6	7.5	7.2



- [] Ranking at each section and finish
- .-.- No data available at this section
- NA No data available



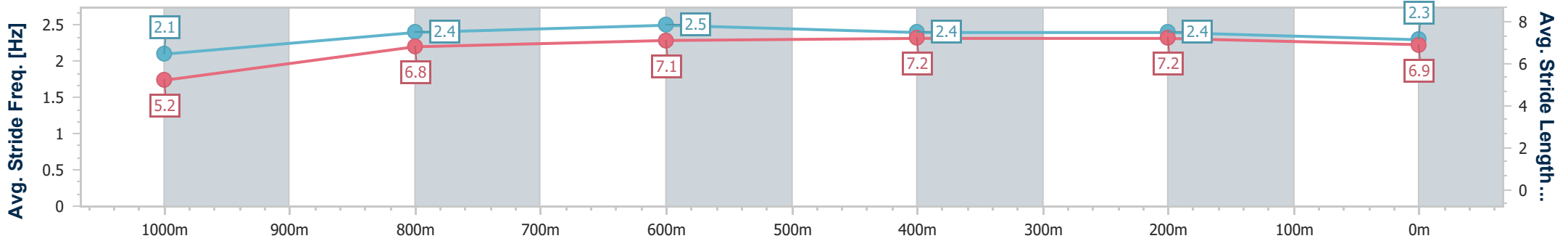
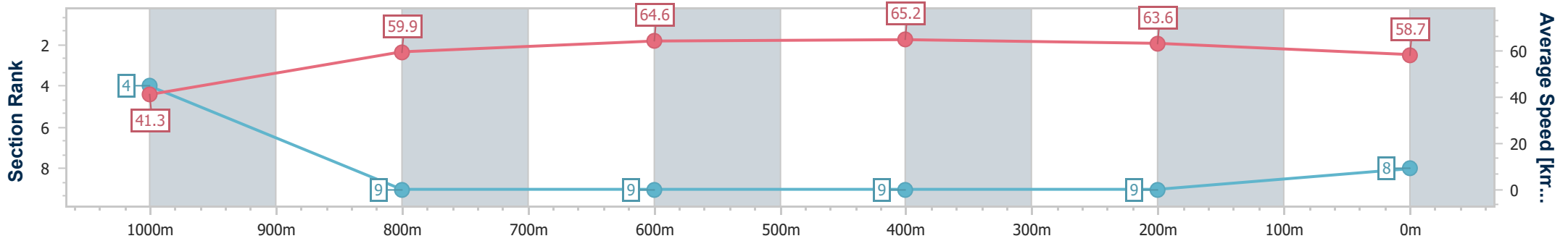
Horse/Jockey Name	Masali Raffa
Final Rank	8
Fastest Section Time (Section)	0:04.39 (Overall)
Top Speed [km/h] (Section)	65.1 (600m)
Race State	Finished



Rockhampton QLD Professional
 Race 5: NAB REGIONAL AGRIBUSINESS Class 3 Plate - 1050m
 29 November 2024 - 15:24
 Track Rating: Soft 5, Weather: Overcast, Rail Position: +6.5m Entire



Section	Overall	1000m	800m	600m	400m	200m
Section Times	1:02.26 [8] (0:04.39)	0:57.87 [4] (0:12.02)	0:45.85 [9] (0:11.21)	0:34.64 [9] (0:11.05)	0:23.59 [9] (0:11.32)	0:12.27 [9] (0:12.27)
Average Speed [km/h]	41.3	59.9	64.6	65.2	63.6	58.7
Top Speed [km/h]	54.4	63.6	64.5	65.1	65.0	61.7
Avg. Dist. to Rail [m]	1.3	0.4	0.9	0.7	0.5	2.3
Avg. Stride Freq. [Hz]	2.1	2.4	2.5	2.4	2.4	2.3
Avg. Stride Length [m]	5.2	6.8	7.1	7.2	7.2	6.9



- [] Ranking at each section and finish
- .-.- No data available at this section
- NA No data available



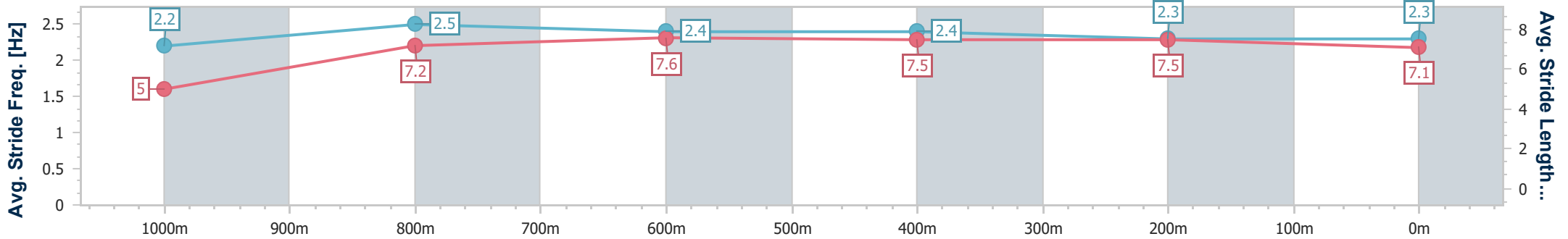
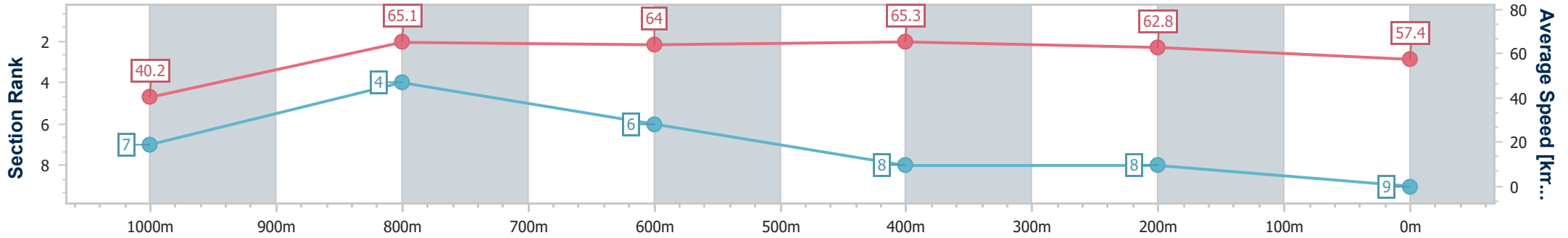
Horse/Jockey Name	Rubunkar
Final Rank	9
Fastest Section Time (Section)	0:04.47 (Overall)
Top Speed [km/h] (Section)	67.9 (1000m)
Race State	Finished



Rockhampton QLD Professional
 Race 5: NAB REGIONAL AGRIBUSINESS Class 3 Plate - 1050m
 29 November 2024 - 15:24
 Track Rating: Soft 5, Weather: Overcast, Rail Position: +6.5m Entire



Section	Overall	1000m	800m	600m	400m	200m
Section Times	1:02.36 [9] (0:04.47)	0:57.89 [7] (0:11.23)	0:46.66 [4] (0:11.57)	0:35.09 [6] (0:11.06)	0:24.03 [8] (0:11.46)	0:12.57 [8] (0:12.57)
Average Speed [km/h]	40.2	65.1	64.0	65.3	62.8	57.4
Top Speed [km/h]	55.8	67.9	65.7	66.6	64.5	60.6
Avg. Dist. to Rail [m]	8.1	3.2	3.7	7.0	7.9	6.3
Avg. Stride Freq. [Hz]	2.2	2.5	2.4	2.4	2.3	2.3
Avg. Stride Length [m]	5.0	7.2	7.6	7.5	7.5	7.1



- [] Ranking at each section and finish
- .-.- No data available at this section
- NA No data available



Rockhampton QLD Professional

Race 6: CAPRICORNIA YEARLING ENTRIES OPEN QTIS RATINGS BAND

0 - 55 Handicap - 1300m

29 November 2024 - 16:04



Track Rating: Soft 5, Weather: Overcast, Rail Position: +6.5m Entire

Section		Overall	1200m	1000m	800m	600m	400m	Last 600m				
Field Times		1:17.17 (0:07.51)	1:09.66 (0:11.01)	0:58.65 (0:11.44)	0:47.21 (0:11.74)	0:35.47 (0:11.46)	0:24.01 (0:11.46)	0:35.47				
Rank	TAB Horse/Jockey	Barrier	Top Speed [km/h]	Fastest Section								Distance Travelled [m]
1	9 BORNEES LAD Brodie Moffat	4	68.7 1200m	0:07.51 Overall	1:17.17 [1] (0:07.51)	1:09.66 [1] (0:11.02)	0:58.64 [2] (0:11.43)	0:47.21 [1] (0:11.74)	0:35.47 [1] (0:11.46)	0:24.01 [1] (0:11.46)	0:35.47	
2	4 WOODSTOCK ROCK Ashley Butler	5	66.1 1200m	0:07.66 Overall	1:17.17 [2] (0:07.66)	1:09.51 [4] (0:11.01)	0:58.50 [3] (0:11.50)	0:47.00 [4] (0:11.92)	0:35.08 [4] (0:11.31)	0:23.77 [3] (0:11.36)	0:35.08	+11
3	10 HOLY CROWN Warwick Satherley	11	67.7 1200m	0:07.56 Overall	1:17.34 [3] (0:07.56)	1:09.78 [2] (0:10.96)	0:58.82 [1] (0:11.56)	0:47.26 [2] (0:11.79)	0:35.47 [2] (0:11.31)	0:24.16 [2] (0:11.48)	0:35.47	+9
4	5 THE HAIRDRESSER Justin Stanley	10	66.8 400m	0:08.29 Overall	1:17.38 [4] (0:08.29)	1:09.09 [10] (0:11.54)	0:57.55 [10] (0:11.54)	0:46.01 [10] (0:11.61)	0:34.40 [10] (0:10.98)	0:23.42 [10] (0:11.36)	0:34.40	-2
5	1 GENERAL WOLFFE Chelsea Baker	1	65.7 600m	0:07.72 Overall	1:17.43 [5] (0:07.72)	1:09.71 [6] (0:11.47)	0:58.24 [7] (0:11.61)	0:46.63 [7] (0:11.67)	0:34.96 [7] (0:11.30)	0:23.66 [7] (0:11.33)	0:34.96	+0
6	7 YEAH COPY Madeleine Wishart	3	65.7 600m	0:07.78 Overall	1:17.45 [6] (0:07.78)	1:09.67 [7] (0:11.32)	0:58.35 [6] (0:11.46)	0:46.89 [6] (0:11.73)	0:35.16 [6] (0:11.27)	0:23.89 [6] (0:11.36)	0:35.16	+8
7	8 SHEKINAH Tasha Chambers	7	65.9 1200m	0:07.70 Overall	1:17.89 [7] (0:07.70)	1:10.19 [5] (0:11.17)	0:59.02 [5] (0:11.61)	0:47.41 [5] (0:11.80)	0:35.61 [5] (0:11.26)	0:24.35 [5] (0:11.52)	0:35.61	+9
8	6 TOUR DE FIELD Adam Sewell	8	65.3 1200m	0:08.19 Overall	1:17.90 [8] (0:08.19)	1:09.71 [9] (0:11.29)	0:58.42 [9] (0:11.42)	0:47.00 [8] (0:11.74)	0:35.26 [9] (0:11.28)	0:23.98 [9] (0:11.38)	0:35.26	+4
9	2 CANNON HILL Michael Murphy	9	65.4 1000m	0:07.99 Overall	1:18.12 [9] (0:07.99)	1:10.13 [8] (0:11.46)	0:58.67 [8] (0:11.48)	0:47.19 [9] (0:11.61)	0:35.58 [8] (0:11.29)	0:24.29 [8] (0:11.58)	0:35.58	+4
10	3 MASONRY MAN Jackson Murphy	2	67.5 1200m	0:07.60 Overall	1:18.86 [10] (0:07.60)	1:11.26 [3] (0:11.10)	1:00.16 [4] (0:11.40)	0:48.76 [3] (0:11.88)	0:36.88 [3] (0:11.55)	0:25.33 [4] (0:11.83)	0:36.88	+1

[] Ranking at each section and finish
 -:-:- No data available at this section
 NA No data available

SCN Saddle cloth number
 DNF Did not finish
 DNT Did not track



Rockhampton QLD Professional
Race 6: CAPRICORNIA YEARLING ENTRIES OPEN QTIS RATINGS BAND
0 - 55 Handicap - 1300m
29 November 2024 - 16:04



Track Rating: Soft 5, Weather: Overcast, Rail Position: +6.5m Entire

Section	Overall	1200m	1000m	800m	600m	400m	Last 600m
Field Times	1:17.17 (0:07.51)	1:09.66 (0:11.01)	0:58.65 (0:11.44)	0:47.21 (0:11.74)	0:35.47 (0:11.46)	0:24.01 (0:11.46)	0:35.47

Rank	TAB	Horse/Jockey	Barrier	Top Speed [km/h]	Fastest Section	Overall	1200m	1000m	800m	600m	400m	Last 600m	Distance Travelled [m]
11	11	STREET NEEDS	6	65.4	0:08.46	1:19.53 [11]	1:11.07 [11]	0:59.54 [11]	0:48.08 [11]	0:36.07 [11]	0:24.47 [11]	0:36.07	+5
		Raul Silvera Olivera		1000m	Overall	(0:08.46)	(0:11.53)	(0:11.46)	(0:12.01)	(0:11.60)	(0:11.84)		

[] Ranking at each section and finish
 -:-:- No data available at this section
 NA No data available

SCN Saddle cloth number
 DNF Did not finish
 DNT Did not track



Rockhampton QLD Professional

Race 6: CAPRICORNIA YEARLING ENTRIES OPEN QTIS RATINGS BAND

0 - 55 Handicap - 1300m

29 November 2024 - 16:04



Track Rating: Soft 5, Weather: Overcast, Rail Position: +6.5m Entire

Section				200m				Last 600m	
Field Times				0:12.55 (0:12.55)				0:35.47	
Rank	TAB	Horse/Jockey	Barrier	Top Speed [km/h]	Fastest Section	Margin			Distance Travelled [m]
1	9	BORNEES LAD Brodie Moffat	4	68.7 1200m	0:07.51 Overall	0:12.55 [1] (0:12.55)	1:17.17		0:35.47
2	4	WOODSTOCK ROCK Ashley Butler	5	66.1 1200m	0:07.66 Overall	0:12.41 [3] (0:12.41)	0.05L		0:35.08 +11
3	10	HOLY CROWN Warwick Satherley	11	67.7 1200m	0:07.56 Overall	0:12.68 [2] (0:12.68)	1.03L		0:35.47 +9
4	5	THE HAIRDRESSER Justin Stanley	10	66.8 400m	0:08.29 Overall	0:12.06 [8] (0:12.06)	1.25L		0:34.40 -2
5	1	GENERAL WOLFFE Chelsea Baker	1	65.7 600m	0:07.72 Overall	0:12.33 [6] (0:12.33)	1.53L		0:34.96 +0
6	7	YEAH COPY Madeleine Wishart	3	65.7 600m	0:07.78 Overall	0:12.53 [4] (0:12.53)	1.65L		0:35.16 +8
7	8	SHEKINAH Tasha Chambers	7	65.9 1200m	0:07.70 Overall	0:12.83 [5] (0:12.83)	4.27L		0:35.61 +9
8	6	TOUR DE FIELD Adam Sewell	8	65.3 1200m	0:08.19 Overall	0:12.60 [7] (0:12.60)	4.29L		0:35.26 +4
9	2	CANNON HILL Michael Murphy	9	65.4 1000m	0:07.99 Overall	0:12.71 [10] (0:12.71)	5.59L		0:35.58 +4
10	3	MASONRY MAN Jackson Murphy	2	67.5 1200m	0:07.60 Overall	0:13.50 [9] (0:13.50)	9.97L		0:36.88 +1

[] Ranking at each section and finish
 -:-:- No data available at this section
 NA No data available

SCN Saddle cloth number
 DNF Did not finish
 DNT Did not track



Rockhampton QLD Professional
Race 6: CAPRICORNIA YEARLING ENTRIES OPEN QTIS RATINGS BAND
0 - 55 Handicap - 1300m
29 November 2024 - 16:04



Track Rating: Soft 5, Weather: Overcast, Rail Position: +6.5m Entire

Section				200m				Last 600m		
Field Times				0:12.55 (0:12.55)				0:35.47		
Rank	TAB	Horse/Jockey	Barrier	Top Speed [km/h]	Fastest Section	Margin			Distance Travelled [m]	
11	11	STREET NEEDS	6	65.4	0:08.46	0:12.63 [11]	13.91L		0:36.07	+5
		Raul Silvera Olivera		1000m	Overall	(0:12.63)				

[] Ranking at each section and finish
 -:-:-:- No data available at this section
 NA No data available

SCN Saddle cloth number
 DNF Did not finish
 DNT Did not track



Horse/Jockey Name	Bornees Lad
Final Rank	1
Fastest Section Time (Section)	0:07.51 (Overall)
Top Speed [km/h] (Section)	68.7 (1200m)
Race State	Finished



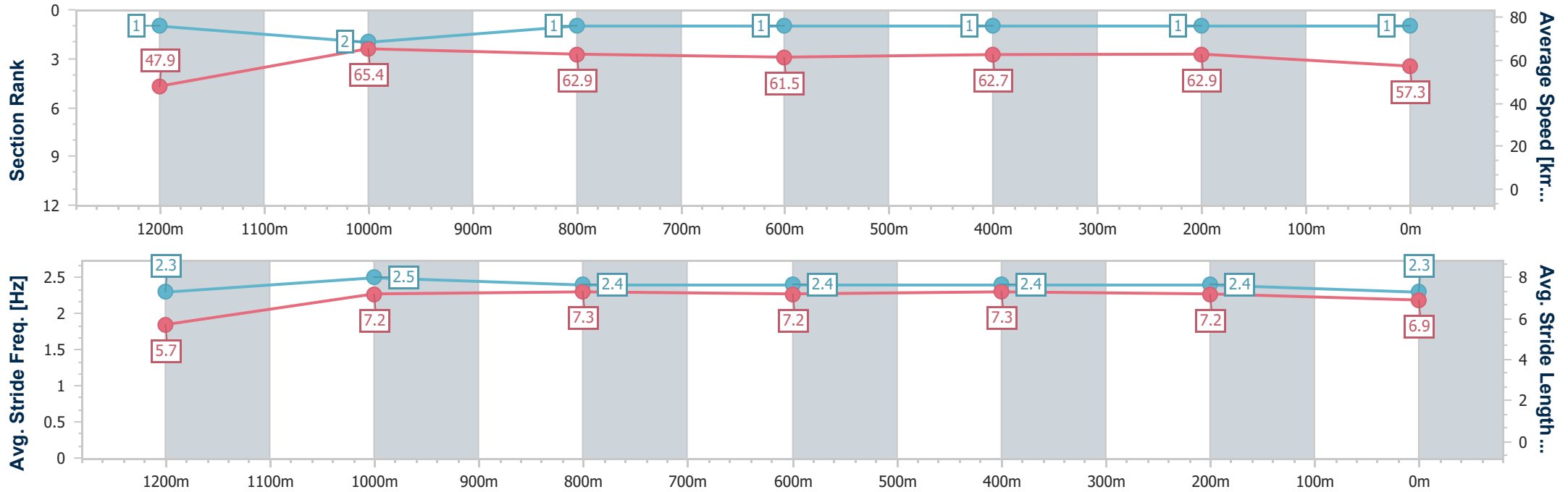
Rockhampton QLD Professional
 Race 6: CAPRICORNIA YEARLING ENTRIES OPEN QTIS
 RATINGS BAND 0 - 55 Handicap - 1300m



29 November 2024 - 16:04

Track Rating: Soft 5, Weather: Overcast, Rail Position: +6.5m Entire

Section	Overall	1200m	1000m	800m	600m	400m	200m
Section Times	1:17.17 [1] (0:07.51)	1:09.66 [1] (0:11.02)	0:58.64 [2] (0:11.43)	0:47.21 [1] (0:11.74)	0:35.47 [1] (0:11.46)	0:24.01 [1] (0:11.46)	0:12.55 [1] (0:12.55)
Average Speed [km/h]	47.9	65.4	62.9	61.5	62.7	62.9	57.3
Top Speed [km/h]	61.6	68.7	65.6	63.2	64.3	64.8	61.6
Avg. Dist. to Rail [m]	2.6	0.8	0.2	0.4	1.1	1.8	2.3
Avg. Stride Freq. [Hz]	2.3	2.5	2.4	2.4	2.4	2.4	2.3
Avg. Stride Length [m]	5.7	7.2	7.3	7.2	7.3	7.2	6.9



- [] Ranking at each section and finish
- .-.- No data available at this section
- NA No data available



Horse/Jockey Name	Woodstock Rock
Final Rank	2
Fastest Section Time (Section)	0:07.66 (Overall)
Top Speed [km/h] (Section)	66.1 (1200m)
Race State	Finished



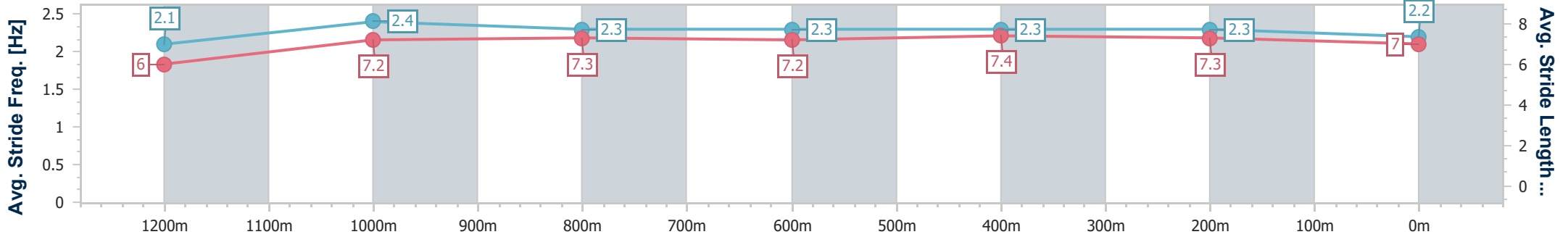
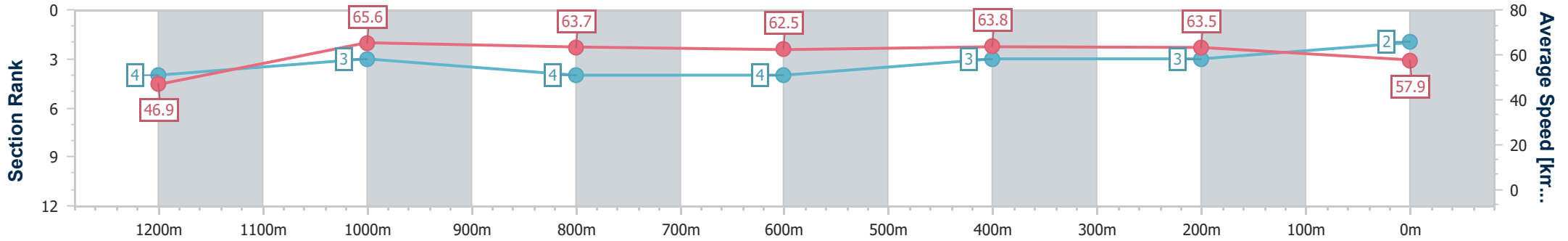
Rockhampton QLD Professional
 Race 6: CAPRICORNIA YEARLING ENTRIES OPEN QTIS
 RATINGS BAND 0 - 55 Handicap - 1300m



29 November 2024 - 16:04

Track Rating: Soft 5, Weather: Overcast, Rail Position: +6.5m Entire

Section	Overall	1200m	1000m	800m	600m	400m	200m
Section Times	1:17.17 [2] (0:07.66)	1:09.51 [4] (0:11.01)	0:58.50 [3] (0:11.50)	0:47.00 [4] (0:11.92)	0:35.08 [4] (0:11.31)	0:23.77 [3] (0:11.36)	0:12.41 [3] (0:12.41)
Average Speed [km/h]	46.9	65.6	63.7	62.5	63.8	63.5	57.9
Top Speed [km/h]	63.0	66.1	65.1	63.1	65.5	65.5	60.4
Avg. Dist. to Rail [m]	3.9	2.1	2.3	4.5	4.0	5.7	7.0
Avg. Stride Freq. [Hz]	2.1	2.4	2.3	2.3	2.3	2.3	2.2
Avg. Stride Length [m]	6.0	7.2	7.3	7.2	7.4	7.3	7.0



- [] Ranking at each section and finish
- .-.- No data available at this section
- NA No data available



Horse/Jockey Name	Holy Crown
Final Rank	3
Fastest Section Time (Section)	0:07.56 (Overall)
Top Speed [km/h] (Section)	67.7 (1200m)
Race State	Finished



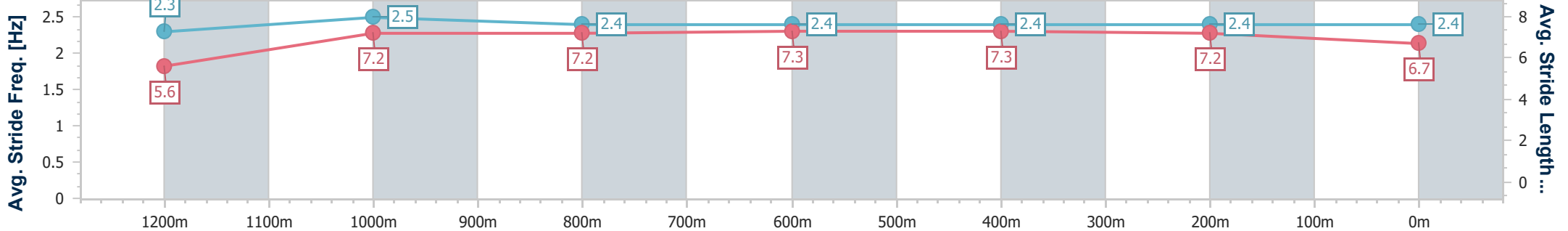
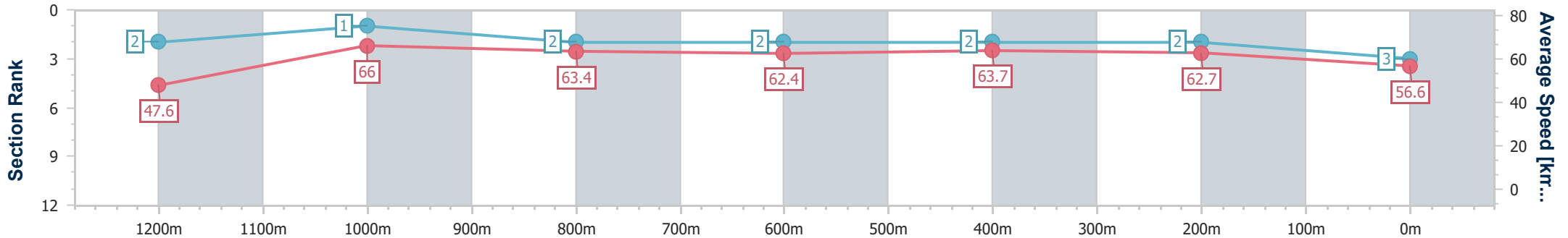
Rockhampton QLD Professional
 Race 6: CAPRICORNIA YEARLING ENTRIES OPEN QTIS
 RATINGS BAND 0 - 55 Handicap - 1300m



29 November 2024 - 16:04

Track Rating: Soft 5, Weather: Overcast, Rail Position: +6.5m Entire

Section	Overall	1200m	1000m	800m	600m	400m	200m
Section Times	1:17.34 [3] (0:07.56)	1:09.78 [2] (0:10.96)	0:58.82 [1] (0:11.56)	0:47.26 [2] (0:11.79)	0:35.47 [2] (0:11.31)	0:24.16 [2] (0:11.48)	0:12.68 [2] (0:12.68)
Average Speed [km/h]	47.6	66.0	63.4	62.4	63.7	62.7	56.6
Top Speed [km/h]	62.6	67.7	66.9	64.1	65.8	65.4	61.2
Avg. Dist. to Rail [m]	6.9	2.9	3.1	2.9	3.6	3.4	3.2
Avg. Stride Freq. [Hz]	2.3	2.5	2.4	2.4	2.4	2.4	2.4
Avg. Stride Length [m]	5.6	7.2	7.2	7.3	7.3	7.2	6.7



- [] Ranking at each section and finish
- .-.- No data available at this section
- NA No data available



Horse/Jockey Name	The Hairdresser
Final Rank	4
Fastest Section Time (Section)	0:08.29 (Overall)
Top Speed [km/h] (Section)	66.8 (400m)
Race State	Finished



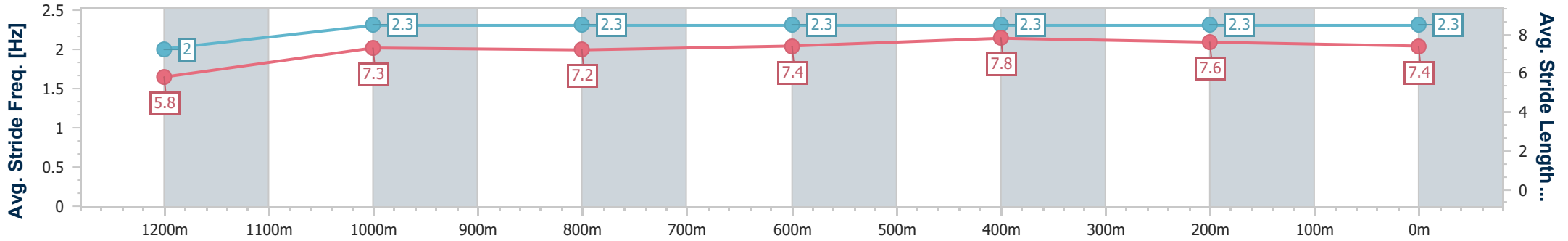
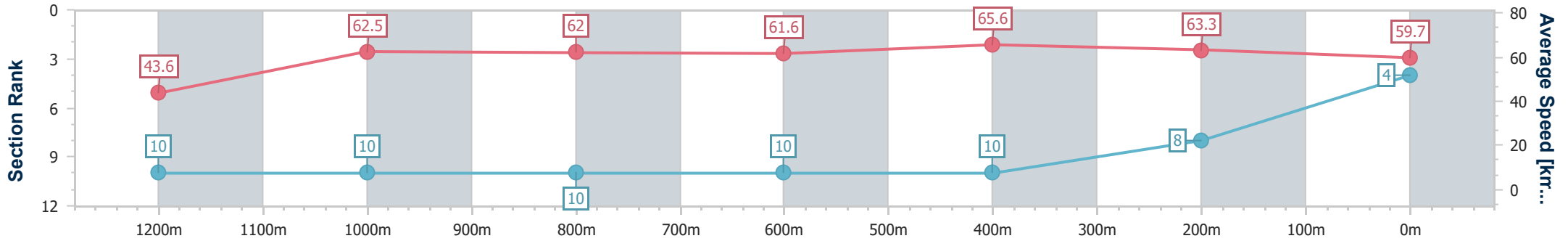
Rockhampton QLD Professional
 Race 6: CAPRICORNIA YEARLING ENTRIES OPEN QTIS
 RATINGS BAND 0 - 55 Handicap - 1300m



29 November 2024 - 16:04

Track Rating: Soft 5, Weather: Overcast, Rail Position: +6.5m Entire

Section	Overall	1200m	1000m	800m	600m	400m	200m
Section Times	1:17.38 [4] (0:08.29)	1:09.09 [10] (0:11.54)	0:57.55 [10] (0:11.54)	0:46.01 [10] (0:11.61)	0:34.40 [10] (0:10.98)	0:23.42 [10] (0:11.36)	0:12.06 [8]
Average Speed [km/h]	43.6	62.5	62.0	61.6	65.6	63.3	59.7
Top Speed [km/h]	58.1	63.9	64.0	63.6	66.7	66.8	63.4
Avg. Dist. to Rail [m]	6.7	0.3	0.8	0.9	1.8	3.5	3.1
Avg. Stride Freq. [Hz]	2.0	2.3	2.3	2.3	2.3	2.3	2.3
Avg. Stride Length [m]	5.8	7.3	7.2	7.4	7.8	7.6	7.4



- [] Ranking at each section and finish
- .-.- No data available at this section
- NA No data available



Horse/Jockey Name	General Wolffe
Final Rank	5
Fastest Section Time (Section)	0:07.72 (Overall)
Top Speed [km/h] (Section)	65.7 (600m)
Race State	Finished



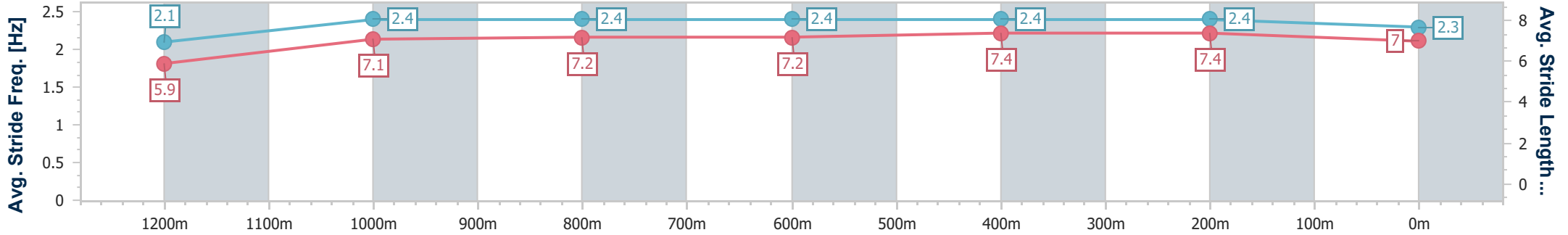
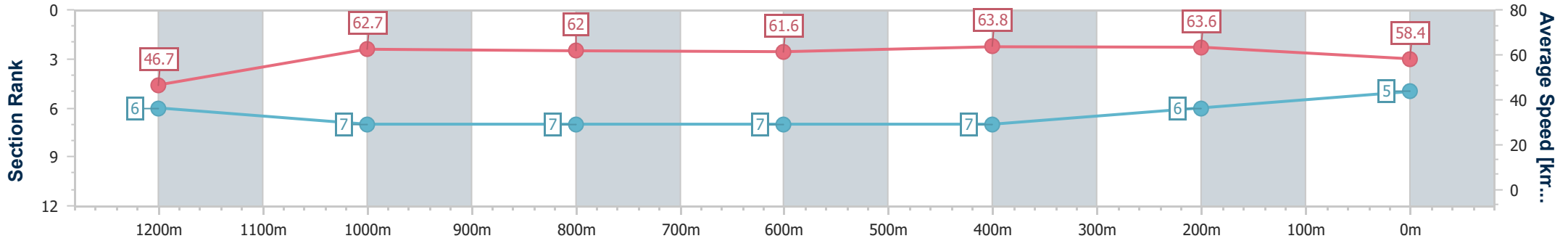
Rockhampton QLD Professional
 Race 6: CAPRICORNIA YEARLING ENTRIES OPEN QTIS
 RATINGS BAND 0 - 55 Handicap - 1300m



29 November 2024 - 16:04

Track Rating: Soft 5, Weather: Overcast, Rail Position: +6.5m Entire

Section	Overall	1200m	1000m	800m	600m	400m	200m
Section Times	1:17.43 [5] (0:07.72)	1:09.71 [6] (0:11.47)	0:58.24 [7] (0:11.61)	0:46.63 [7] (0:11.67)	0:34.96 [7] (0:11.30)	0:23.66 [7] (0:11.33)	0:12.33 [6] (0:12.33)
Average Speed [km/h]	46.7	62.7	62.0	61.6	63.8	63.6	58.4
Top Speed [km/h]	61.0	64.7	64.7	62.9	65.7	64.8	62.3
Avg. Dist. to Rail [m]	0.5	0.4	0.4	0.6	1.8	3.1	3.1
Avg. Stride Freq. [Hz]	2.1	2.4	2.4	2.4	2.4	2.4	2.3
Avg. Stride Length [m]	5.9	7.1	7.2	7.2	7.4	7.4	7.0



- [] Ranking at each section and finish
- .-.- No data available at this section
- NA No data available



Horse/Jockey Name	Yeah Copy
Final Rank	6
Fastest Section Time (Section)	0:07.78 (Overall)
Top Speed [km/h] (Section)	65.7 (600m)
Race State	Finished



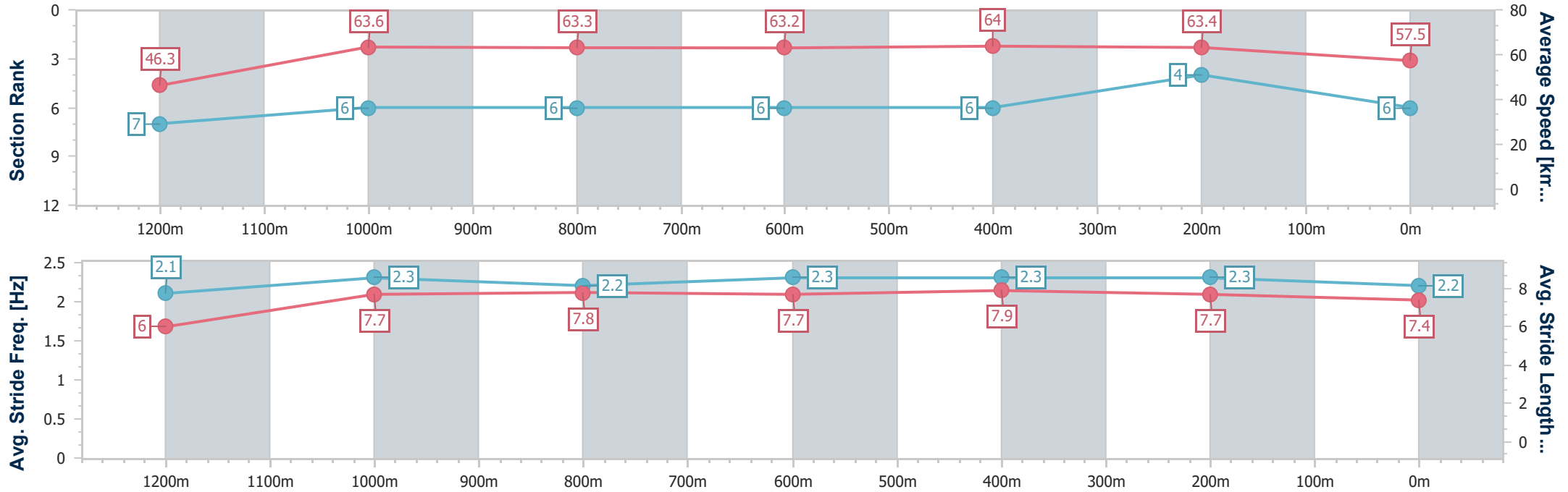
Rockhampton QLD Professional
 Race 6: CAPRICORNIA YEARLING ENTRIES OPEN QTIS
 RATINGS BAND 0 - 55 Handicap - 1300m



29 November 2024 - 16:04

Track Rating: Soft 5, Weather: Overcast, Rail Position: +6.5m Entire

Section	Overall	1200m	1000m	800m	600m	400m	200m
Section Times	1:17.45 [6] (0:07.78)	1:09.67 [7] (0:11.32)	0:58.35 [6] (0:11.46)	0:46.89 [6] (0:11.73)	0:35.16 [6] (0:11.27)	0:23.89 [6] (0:11.36)	0:12.53 [4]
Average Speed [km/h]	46.3	63.6	63.3	63.2	64.0	63.4	57.5
Top Speed [km/h]	60.6	64.7	65.2	64.2	65.7	65.6	60.9
Avg. Dist. to Rail [m]	1.7	0.2	1.1	3.8	5.4	7.2	7.4
Avg. Stride Freq. [Hz]	2.1	2.3	2.2	2.3	2.3	2.3	2.2
Avg. Stride Length [m]	6.0	7.7	7.8	7.7	7.9	7.7	7.4



- [] Ranking at each section and finish
- .-.- No data available at this section
- NA No data available



Horse/Jockey Name	Shekinah
Final Rank	7
Fastest Section Time (Section)	0:07.70 (Overall)
Top Speed [km/h] (Section)	65.9 (1200m)
Race State	Finished



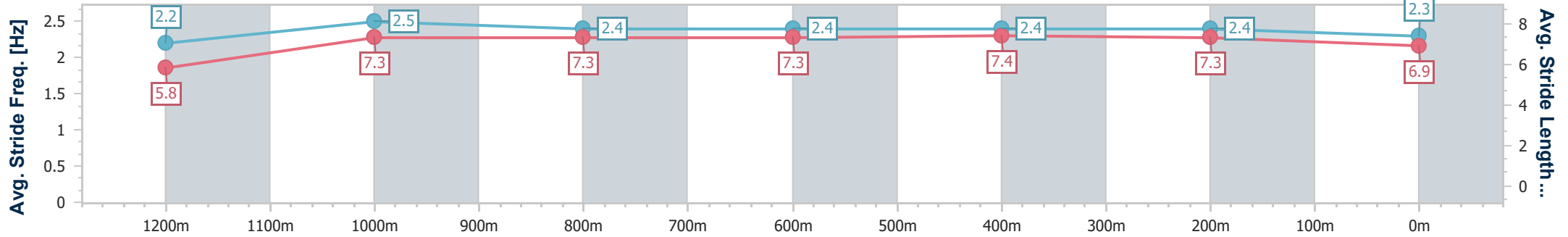
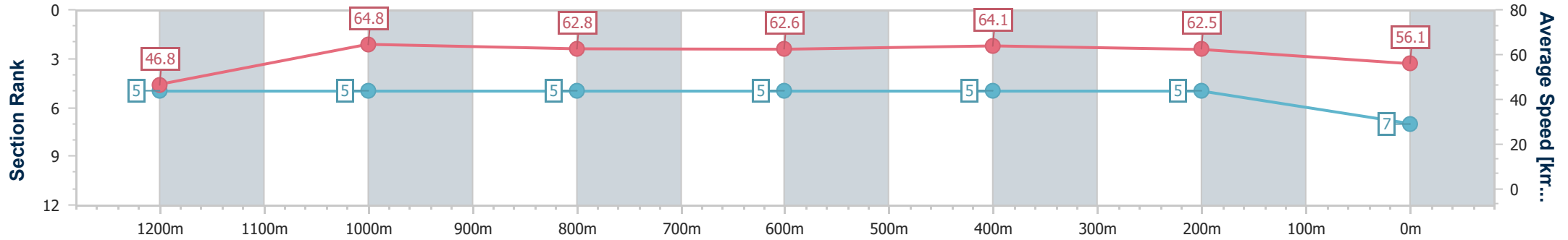
Rockhampton QLD Professional
 Race 6: CAPRICORNIA YEARLING ENTRIES OPEN QTIS
 RATINGS BAND 0 - 55 Handicap - 1300m



29 November 2024 - 16:04

Track Rating: Soft 5, Weather: Overcast, Rail Position: +6.5m Entire

Section	Overall	1200m	1000m	800m	600m	400m	200m
Section Times	1:17.89 [7] (0:07.70)	1:10.19 [5] (0:11.17)	0:59.02 [5] (0:11.61)	0:47.41 [5] (0:11.80)	0:35.61 [5] (0:11.26)	0:24.35 [5] (0:11.52)	0:12.83 [5] (0:12.83)
Average Speed [km/h]	46.8	64.8	62.8	62.6	64.1	62.5	56.1
Top Speed [km/h]	61.3	65.9	65.0	63.8	65.0	65.1	59.8
Avg. Dist. to Rail [m]	5.3	2.0	2.2	3.2	4.9	6.6	6.4
Avg. Stride Freq. [Hz]	2.2	2.5	2.4	2.4	2.4	2.4	2.3
Avg. Stride Length [m]	5.8	7.3	7.3	7.3	7.4	7.3	6.9



- [] Ranking at each section and finish
- .-.- No data available at this section
- NA No data available



Horse/Jockey Name	Tour De Field
Final Rank	8
Fastest Section Time (Section)	0:08.19 (Overall)
Top Speed [km/h] (Section)	65.3 (1200m)
Race State	Finished



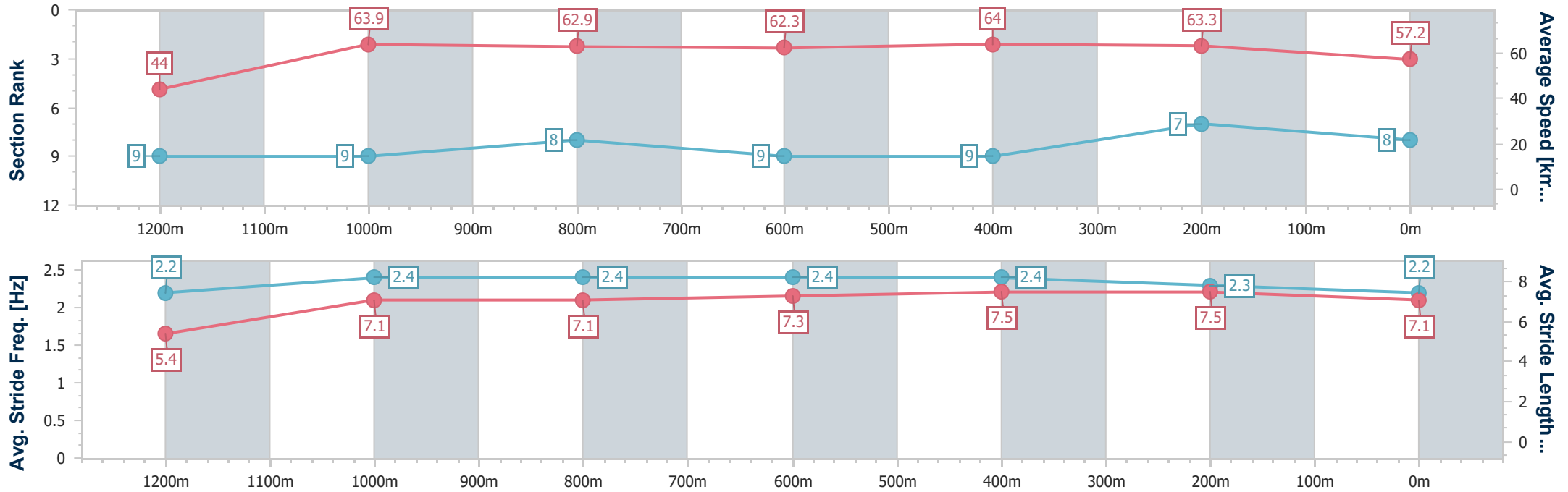
Rockhampton QLD Professional
 Race 6: CAPRICORNIA YEARLING ENTRIES OPEN QTIS
 RATINGS BAND 0 - 55 Handicap - 1300m



29 November 2024 - 16:04

Track Rating: Soft 5, Weather: Overcast, Rail Position: +6.5m Entire

Section	Overall	1200m	1000m	800m	600m	400m	200m
Section Times	1:17.90 [8] (0:08.19)	1:09.71 [9] (0:11.29)	0:58.42 [9] (0:11.42)	0:47.00 [8] (0:11.74)	0:35.26 [9] (0:11.28)	0:23.98 [9] (0:11.38)	0:12.60 [7] (0:12.60)
Average Speed [km/h]	44.0	63.9	62.9	62.3	64.0	63.3	57.2
Top Speed [km/h]	62.0	65.3	65.0	64.0	65.2	64.0	61.7
Avg. Dist. to Rail [m]	4.8	0.2	0.4	2.0	4.0	5.2	6.7
Avg. Stride Freq. [Hz]	2.2	2.4	2.4	2.4	2.4	2.3	2.2
Avg. Stride Length [m]	5.4	7.1	7.1	7.3	7.5	7.5	7.1



- [] Ranking at each section and finish
- .-.- No data available at this section
- NA No data available



Horse/Jockey Name	Cannon Hill
Final Rank	9
Fastest Section Time (Section)	0:07.99 (Overall)
Top Speed [km/h] (Section)	65.4 (1000m)
Race State	Finished



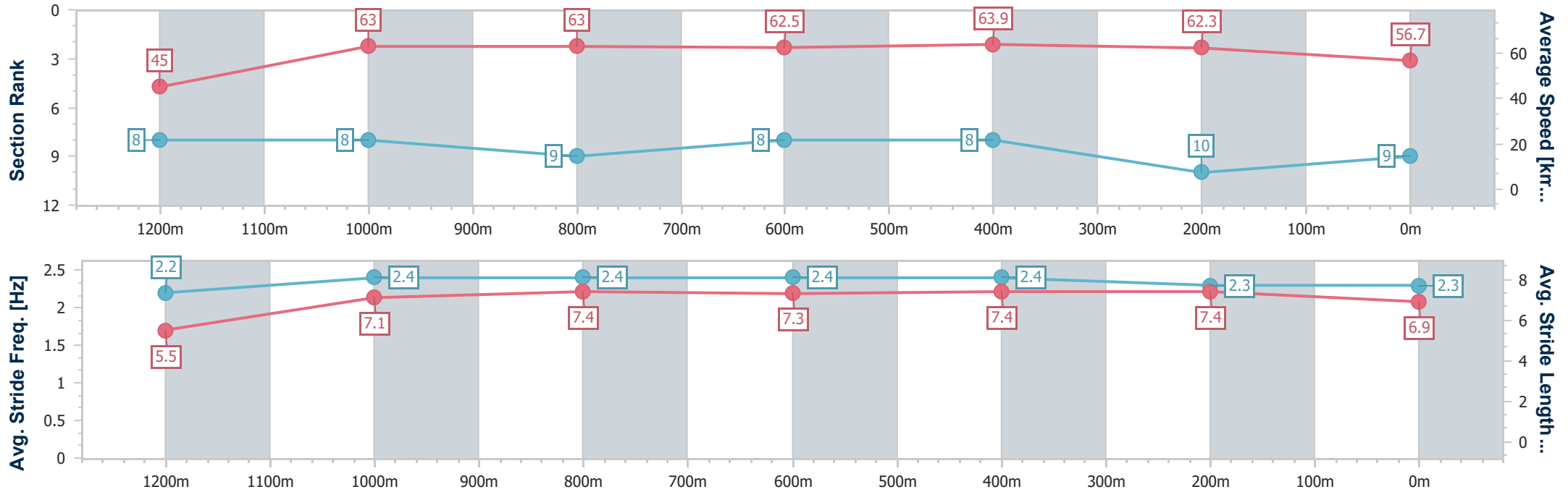
Rockhampton QLD Professional
 Race 6: CAPRICORNIA YEARLING ENTRIES OPEN QTIS
 RATINGS BAND 0 - 55 Handicap - 1300m



29 November 2024 - 16:04

Track Rating: Soft 5, Weather: Overcast, Rail Position: +6.5m Entire

Section	Overall	1200m	1000m	800m	600m	400m	200m
Section Times	1:18.12 [9] (0:07.99)	1:10.13 [8] (0:11.46)	0:58.67 [8] (0:11.48)	0:47.19 [9] (0:11.61)	0:35.58 [8] (0:11.29)	0:24.29 [8] (0:11.58)	0:12.71 [10] (0:12.71)
Average Speed [km/h]	45.0	63.0	63.0	62.5	63.9	62.3	56.7
Top Speed [km/h]	60.2	64.6	65.4	64.0	64.9	64.3	59.9
Avg. Dist. to Rail [m]	5.4	0.9	1.0	1.1	3.8	5.5	7.2
Avg. Stride Freq. [Hz]	2.2	2.4	2.4	2.4	2.4	2.3	2.3
Avg. Stride Length [m]	5.5	7.1	7.4	7.3	7.4	7.4	6.9



- [] Ranking at each section and finish
- .-.- No data available at this section
- NA No data available



Horse/Jockey Name	Masonry Man
Final Rank	10
Fastest Section Time (Section)	0:07.60 (Overall)
Top Speed [km/h] (Section)	67.5 (1200m)
Race State	Finished



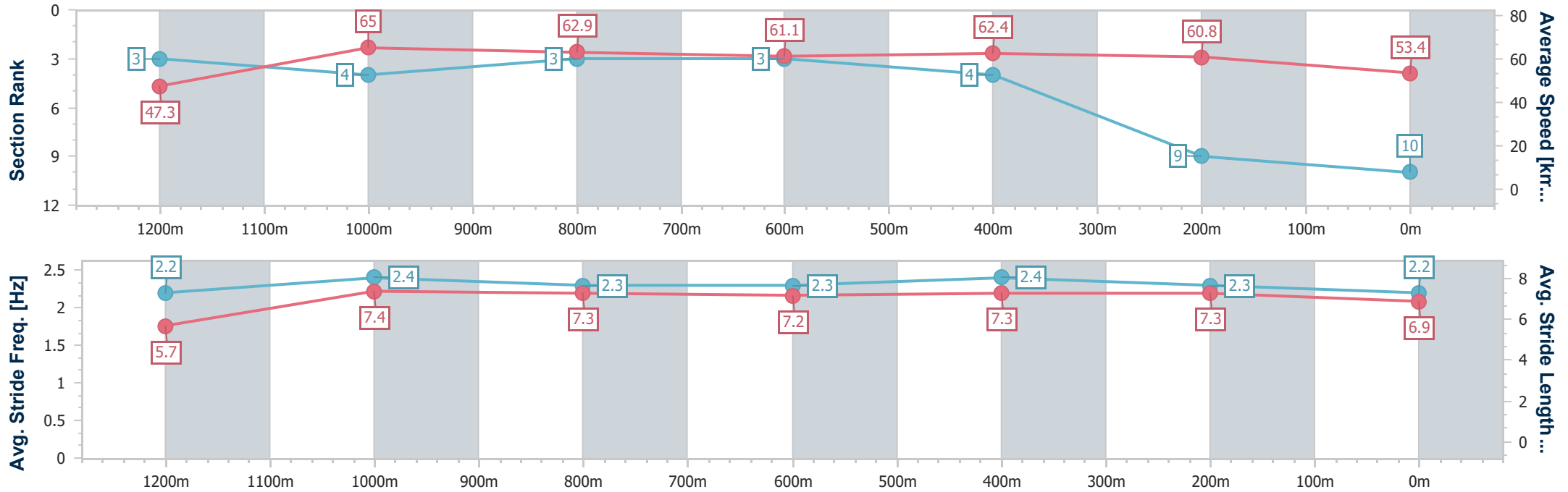
Rockhampton QLD Professional
 Race 6: CAPRICORNIA YEARLING ENTRIES OPEN QTIS
 RATINGS BAND 0 - 55 Handicap - 1300m



29 November 2024 - 16:04

Track Rating: Soft 5, Weather: Overcast, Rail Position: +6.5m Entire

Section	Overall	1200m	1000m	800m	600m	400m	200m
Section Times	1:18.86 [10] (0:07.60)	1:11.26 [3] (0:11.10)	1:00.16 [4] (0:11.40)	0:48.76 [3] (0:11.88)	0:36.88 [3] (0:11.55)	0:25.33 [4] (0:11.83)	0:13.50 [9] (0:13.50)
Average Speed [km/h]	47.3	65.0	62.9	61.1	62.4	60.8	53.4
Top Speed [km/h]	62.0	67.5	64.7	61.8	63.2	62.2	58.3
Avg. Dist. to Rail [m]	0.8	0.3	0.3	0.9	1.1	1.9	3.5
Avg. Stride Freq. [Hz]	2.2	2.4	2.3	2.3	2.4	2.3	2.2
Avg. Stride Length [m]	5.7	7.4	7.3	7.2	7.3	7.3	6.9



- [] Ranking at each section and finish
- .-.- No data available at this section
- NA No data available



Horse/Jockey Name	Street Needs
Final Rank	11
Fastest Section Time (Section)	0:08.46 (Overall)
Top Speed [km/h] (Section)	65.4 (1000m)
Race State	Finished



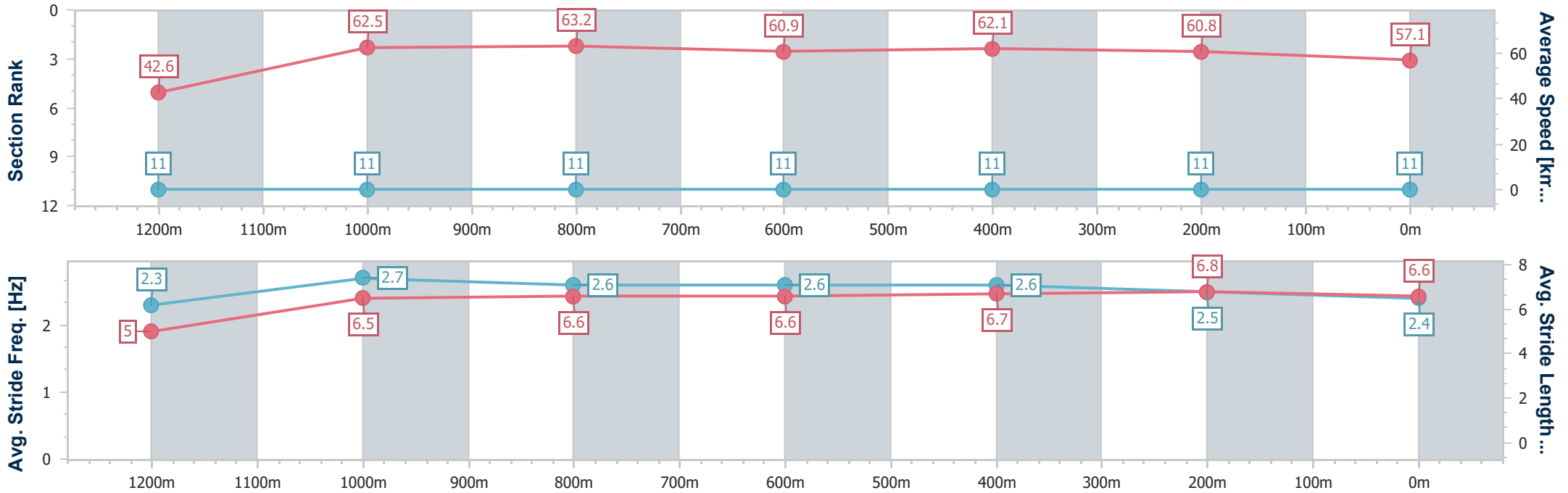
Rockhampton QLD Professional
 Race 6: CAPRICORNIA YEARLING ENTRIES OPEN QTIS
 RATINGS BAND 0 - 55 Handicap - 1300m



29 November 2024 - 16:04

Track Rating: Soft 5, Weather: Overcast, Rail Position: +6.5m Entire

Section	Overall	1200m	1000m	800m	600m	400m	200m
Section Times	1:19.53 [11] (0:08.46)	1:11.07 [11] (0:11.53)	0:59.54 [11] (0:11.46)	0:48.08 [11] (0:12.01)	0:36.07 [11] (0:11.60)	0:24.47 [11] (0:11.84)	0:12.63 [11] (0:12.63)
Average Speed [km/h]	42.6	62.5	63.2	60.9	62.1	60.8	57.1
Top Speed [km/h]	58.3	64.9	65.4	62.1	63.2	62.2	59.1
Avg. Dist. to Rail [m]	3.9	0.4	0.9	1.9	1.9	2.7	4.1
Avg. Stride Freq. [Hz]	2.3	2.7	2.6	2.6	2.6	2.5	2.4
Avg. Stride Length [m]	5.0	6.5	6.6	6.6	6.7	6.8	6.6



- [] Ranking at each section and finish
- .-.- No data available at this section
- NA No data available