



Townsville QLD Professional

Race 7: LADBROKES MATES MODE BENCHMARK 70 Handicap - 1200m

28 November 2024 - 16:23



Track Rating: Good 4, Weather: Fine, Rail Position: +6m 1000m-W/Post; +2m Remainder

Section												Last 600m		
Field Times												0:34.03		
	Overall	1000m	800m	600m	400m	200m								
	1:09.53 (0:13.82)	0:55.71 (0:10.66)	0:45.05 (0:11.02)	0:34.03 (0:11.14)	0:22.89 (0:11.12)	0:11.77 (0:11.77)								
Rank	TAB	Horse/Jockey	Barrier	Top Speed [km/h]	Fastest Section								Margin	Distance Travelled [m]
1	8	VIBURNUM Isabella Teh	1	67.7 1000m	0:10.63 1000m	1:09.53 [1] (0:13.85)	0:55.68 [3] (0:10.63)	0:45.05 [1] (0:11.02)	0:34.03 [1] (0:11.14)	0:22.89 [1] (0:11.12)	0:11.77 [1] (0:11.77)	1:09.53	0:34.03	
2	2	ROUGH CUT JEWEL Lacey Morrison	2	67.6 1000m	0:10.72 1000m	1:09.73 [2] (0:13.97)	0:55.76 [5] (0:10.72)	0:45.04 [3] (0:11.03)	0:34.01 [3] (0:11.19)	0:22.82 [2] (0:11.14)	0:11.68 [2] (0:11.68)	1.19L	0:34.01	+4
3	6	MISS TAMBO Ryan Wiggins	3	67.6 1000m	0:10.90 1000m	1:10.01 [3] (0:13.88)	0:56.13 [4] (0:10.90)	0:45.23 [4] (0:11.13)	0:34.10 [4] (0:11.20)	0:22.90 [4] (0:11.28)	0:11.62 [3] (0:11.62)	2.81L	0:34.10	+5
4	10	TO LOVE SOMEBODY Denicious Smith	4	68.0 800m	0:10.96 800m	1:10.41 [4] (0:14.11)	0:56.30 [6] (0:11.03)	0:45.27 [6] (0:10.96)	0:34.31 [5] (0:11.19)	0:23.12 [5] (0:11.39)	0:11.73 [4] (0:11.73)	5.14L	0:34.31	+6
5	4	JOHN JOSEPH Ashley Butler	6	66.4 Overall	0:11.10 1000m	1:10.51 [5] (0:13.82)	0:56.69 [1] (0:11.10)	0:45.59 [5] (0:11.23)	0:34.36 [6] (0:11.34)	0:23.02 [6] (0:11.38)	0:11.64 [7] (0:11.64)	5.75L	0:34.36	+12
6	1	CASTILE Chris Whiteley	8	66.5 1000m	0:10.97 1000m	1:10.70 [6] (0:14.32)	0:56.38 [8] (0:10.97)	0:45.41 [8] (0:11.09)	0:34.32 [7] (0:11.19)	0:23.13 [7] (0:11.23)	0:11.90 [5] (0:11.90)	6.88L	0:34.32	+8
7	11	SWAHILI MAI Tyler Leslight	5	68.3 1000m	0:10.73 1000m	1:11.74 [7] (0:13.83)	0:57.91 [2] (0:10.73)	0:47.18 [2] (0:11.06)	0:36.12 [2] (0:11.31)	0:24.81 [3] (0:11.91)	0:12.90 [6] (0:12.90)	13L	0:36.12	+8
8	5	HALLSIDE HAMMER Carl Spry	7	65.7 1000m	0:11.09 1000m	1:12.60 [8] (0:14.14)	0:58.46 [7] (0:11.09)	0:47.37 [7] (0:11.15)	0:36.22 [8] (0:11.36)	0:24.86 [8] (0:11.55)	0:13.31 [8] (0:13.31)	18.03L	0:36.22	+9

Scratched: Dusky Damsel (#9), Chickerartie (#3), Rigel Star (#7)

[] Ranking at each section and finish
 -:-:- No data available at this section
 NA No data available

SCN Saddle cloth number
 DNF Did not finish
 DNT Did not track



Horse/Jockey Name	Viburnum
Final Rank	1
Fastest Section Time (Section)	0:10.63 (1000m)
Top Speed [km/h] (Section)	67.7 (1000m)
Race State	Finished



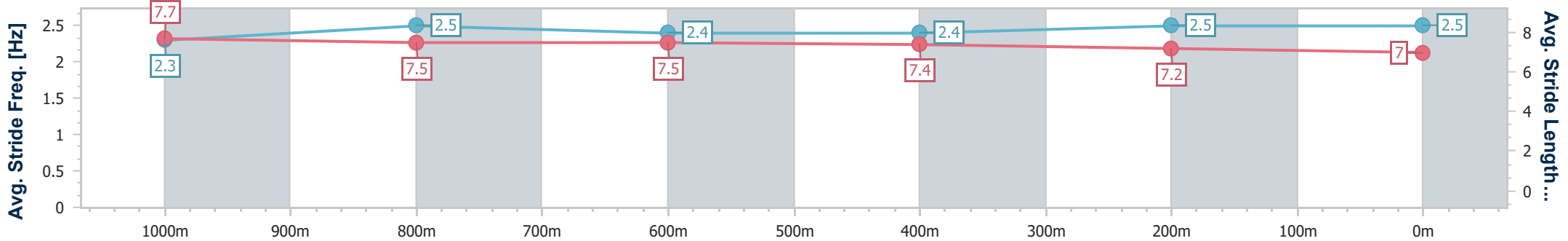
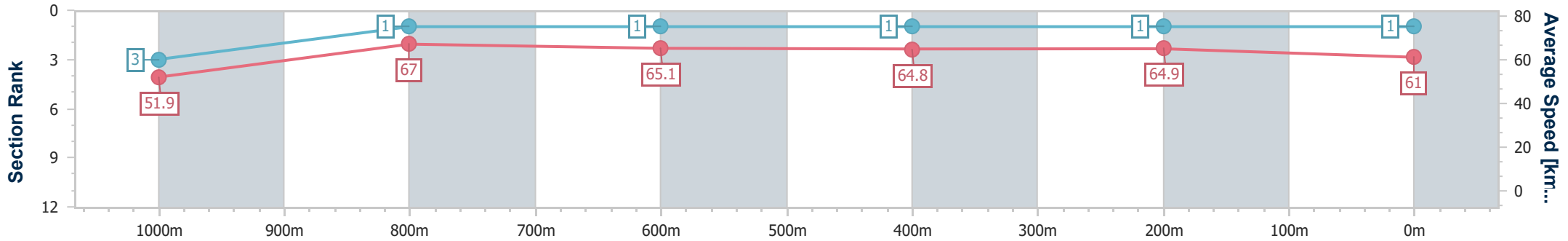
Townsville QLD Professional
Race 7: LADBROKES MATES MODE BENCHMARK 70
Handicap - 1200m

28 November 2024 - 16:23

Track Rating: Good 4, Weather: Fine, Rail Position: +6m 1000m-
W/Post; +2m Remainder



Section	Overall	1000m	800m	600m	400m	200m								
Section Times	1:09.53 [1] (0:13.85)	0:55.68 [3] (0:10.63)	0:45.05 [1] (0:11.02)	0:34.03 [1] (0:11.14)	0:22.89 [1] (0:11.12)	0:11.77 [1] (0:11.77)								
Average Speed [km/h]	51.9	67.0	65.1	64.8	64.9	61.0								
Top Speed [km/h]	65.9	67.7	67.3	66.5	65.9	64.8								
Avg. Dist. to Rail [m]	3.3	2.5	0.7	0.8	1.1	1.8								
Avg. Stride Freq. [Hz]	2.3	2.5	2.4	2.4	2.5	2.5								
Avg. Stride Length [m]	7.7	7.5	7.5	7.4	7.2	7.0								



- [] Ranking at each section and finish
- .-.- No data available at this section
- NA No data available



Horse/Jockey Name	Rough Cut Jewel
Final Rank	2
Fastest Section Time (Section)	0:10.72 (1000m)
Top Speed [km/h] (Section)	67.6 (1000m)
Race State	Finished



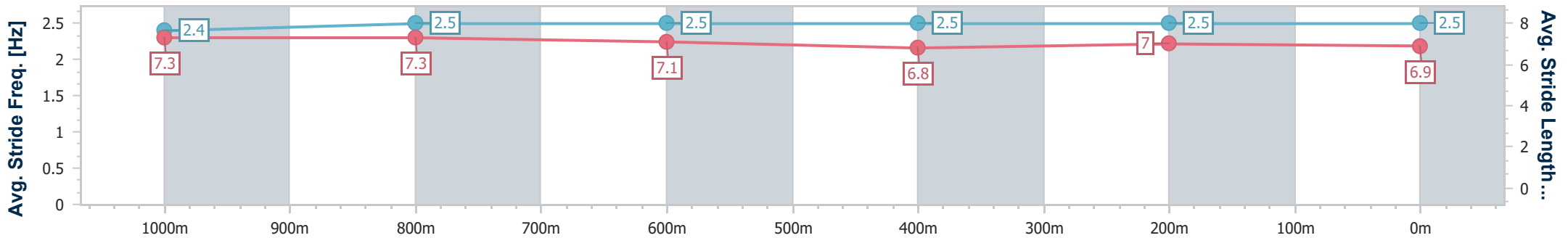
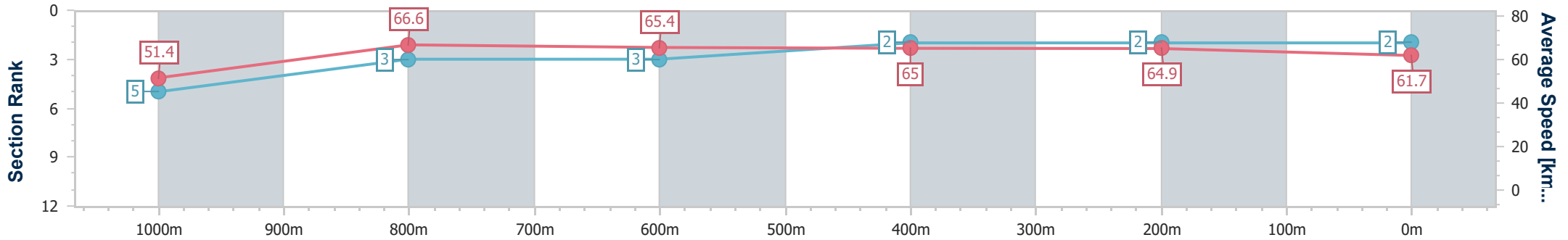
Townsville QLD Professional
Race 7: LADBROKES MATES MODE BENCHMARK 70
Handicap - 1200m

28 November 2024 - 16:23

Track Rating: Good 4, Weather: Fine, Rail Position: +6m 1000m-
W/Post; +2m Remainder



Section	Overall	1000m	800m	600m	400m	200m
Section Times	1:09.73 [2] (0:13.97)	0:55.76 [5] (0:10.72)	0:45.04 [3] (0:11.03)	0:34.01 [3] (0:11.19)	0:22.82 [2] (0:11.14)	0:11.68 [2] (0:11.68)
Average Speed [km/h]	51.4	66.6	65.4	65.0	64.9	61.7
Top Speed [km/h]	66.0	67.6	66.2	65.5	65.1	64.3
Avg. Dist. to Rail [m]	3.5	1.9	0.6	2.1	3.6	4.5
Avg. Stride Freq. [Hz]	2.4	2.5	2.5	2.5	2.5	2.5
Avg. Stride Length [m]	7.3	7.3	7.1	6.8	7.0	6.9



- [] Ranking at each section and finish
- .-.- No data available at this section
- NA No data available



Horse/Jockey Name	Miss Tambo
Final Rank	3
Fastest Section Time (Section)	0:10.90 (1000m)
Top Speed [km/h] (Section)	67.6 (1000m)
Race State	Finished



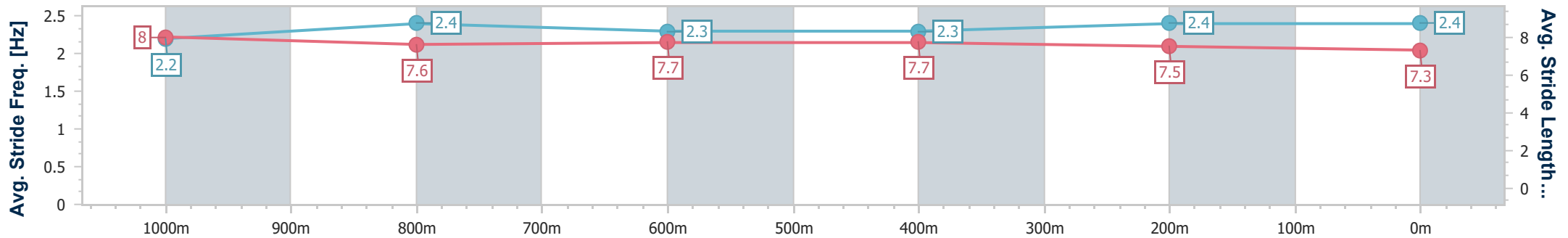
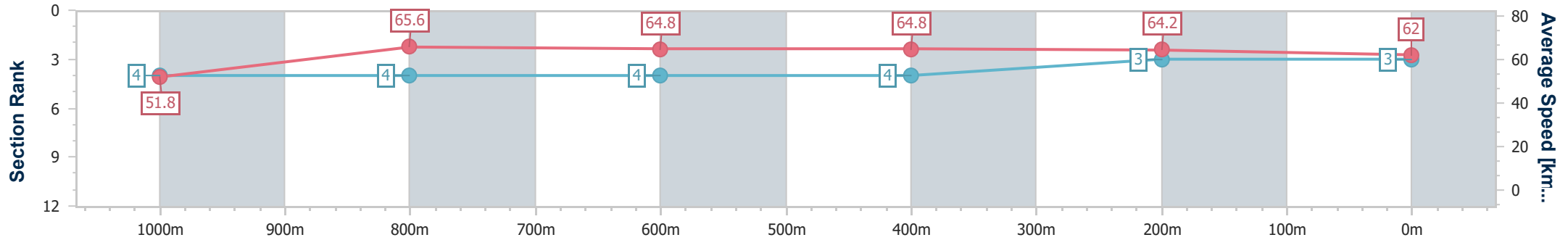
Townsville QLD Professional
 Race 7: LADBROKES MATES MODE BENCHMARK 70
 Handicap - 1200m



28 November 2024 - 16:23

Track Rating: Good 4, Weather: Fine, Rail Position: +6m 1000m-
 W/Post; +2m Remainder

Section	Overall	1000m	800m	600m	400m	200m								
Section Times	1:10.01 [3] (0:13.88)	0:56.13 [4] (0:10.90)	0:45.23 [4] (0:11.13)	0:34.10 [4] (0:11.20)	0:22.90 [4] (0:11.28)	0:11.62 [3] (0:11.62)								
Average Speed [km/h]	51.8	65.6	64.8	64.8	64.2	62.0								
Top Speed [km/h]	67.5	67.6	66.3	65.8	65.3	64.7								
Avg. Dist. to Rail [m]	3.7	1.5	0.5	1.8	4.1	6.1								
Avg. Stride Freq. [Hz]	2.2	2.4	2.3	2.3	2.4	2.4								
Avg. Stride Length [m]	8.0	7.6	7.7	7.7	7.5	7.3								



- [] Ranking at each section and finish
- .-.- No data available at this section
- NA No data available



Horse/Jockey Name	To Love Somebody
Final Rank	4
Fastest Section Time (Section)	0:10.96 (800m)
Top Speed [km/h] (Section)	68.0 (800m)
Race State	Finished



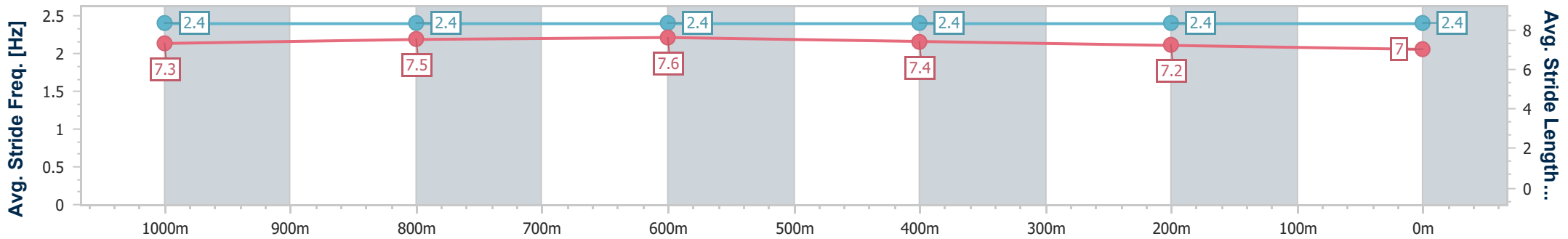
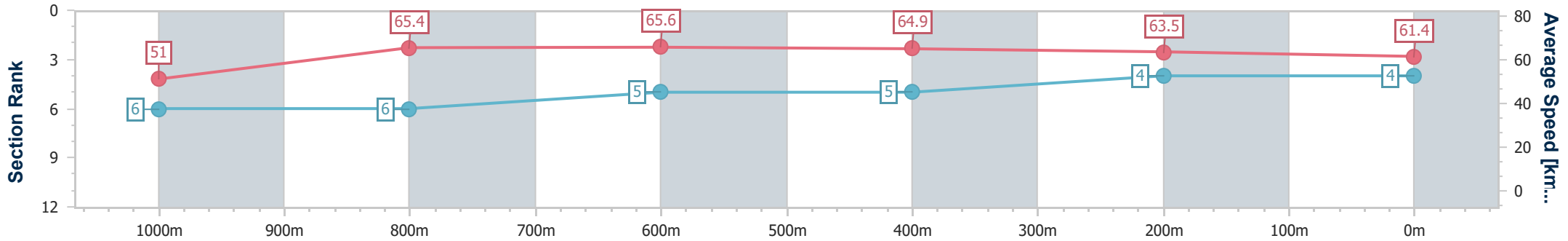
Townsville QLD Professional
Race 7: LADBROKES MATES MODE BENCHMARK 70
Handicap - 1200m

28 November 2024 - 16:23

Track Rating: Good 4, Weather: Fine, Rail Position: +6m 1000m-
W/Post; +2m Remainder



Section	Overall	1000m	800m	600m	400m	200m								
Section Times	1:10.41 [4] (0:14.11)	0:56.30 [6] (0:11.03)	0:45.27 [6] (0:10.96)	0:34.31 [5] (0:11.19)	0:23.12 [5] (0:11.39)	0:11.73 [4] (0:11.73)								
Average Speed [km/h]	51.0	65.4	65.6	64.9	63.5	61.4								
Top Speed [km/h]	66.8	67.2	68.0	66.1	65.3	64.8								
Avg. Dist. to Rail [m]	5.0	1.6	0.9	1.7	6.3	8.8								
Avg. Stride Freq. [Hz]	2.4	2.4	2.4	2.4	2.4	2.4								
Avg. Stride Length [m]	7.3	7.5	7.6	7.4	7.2	7.0								



- [] Ranking at each section and finish
- .-.- No data available at this section
- NA No data available



Horse/Jockey Name	John Joseph
Final Rank	5
Fastest Section Time (Section)	0:11.10 (1000m)
Top Speed [km/h] (Section)	66.4 (Overall)
Race State	Finished



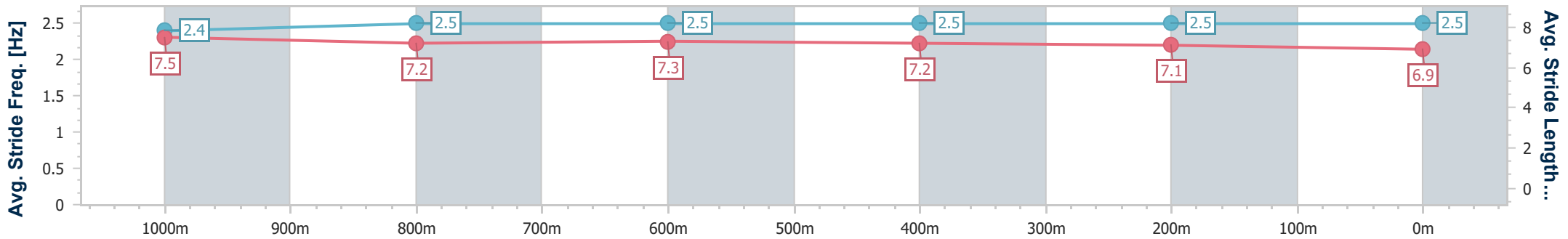
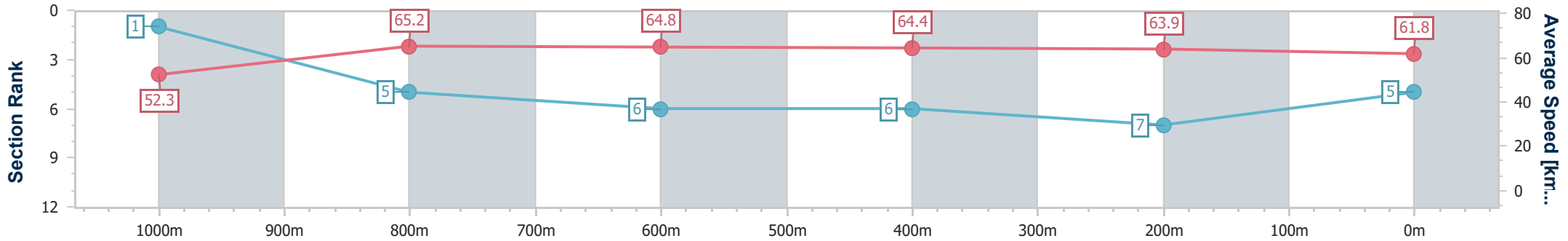
Townsville QLD Professional
Race 7: LADBROKES MATES MODE BENCHMARK 70
Handicap - 1200m

28 November 2024 - 16:23

Track Rating: Good 4, Weather: Fine, Rail Position: +6m 1000m-
W/Post; +2m Remainder



Section	Overall	1000m	800m	600m	400m	200m								
Section Times	1:10.51 [5] (0:13.82)	0:56.69 [1] (0:11.10)	0:45.59 [5] (0:11.23)	0:34.36 [6] (0:11.34)	0:23.02 [6] (0:11.38)	0:11.64 [7] (0:11.64)								
Average Speed [km/h]	52.3	65.2	64.8	64.4	63.9	61.8								
Top Speed [km/h]	66.4	66.0	65.6	66.0	64.7	64.0								
Avg. Dist. to Rail [m]	6.1	1.2	2.1	3.3	6.9	8.9								
Avg. Stride Freq. [Hz]	2.4	2.5	2.5	2.5	2.5	2.5								
Avg. Stride Length [m]	7.5	7.2	7.3	7.2	7.1	6.9								



- [] Ranking at each section and finish
- .-.- No data available at this section
- NA No data available



Horse/Jockey Name	Castile
Final Rank	6
Fastest Section Time (Section)	0:10.97 (1000m)
Top Speed [km/h] (Section)	66.5 (1000m)
Race State	Finished



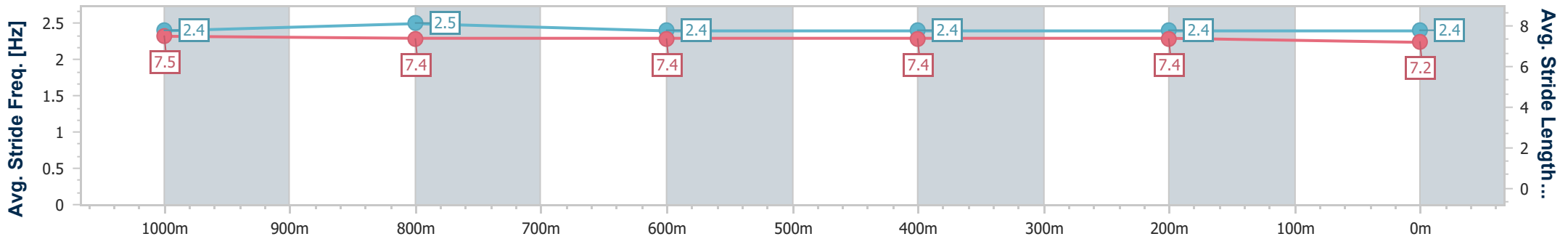
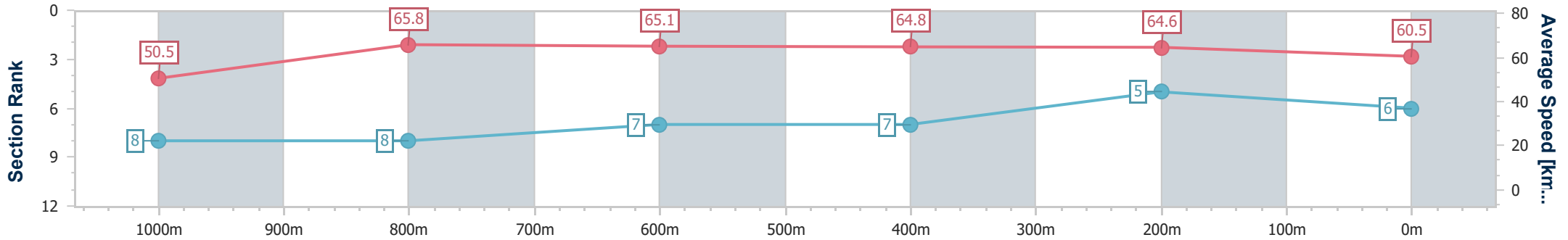
Townsville QLD Professional
Race 7: LADBROKES MATES MODE BENCHMARK 70
Handicap - 1200m

28 November 2024 - 16:23

Track Rating: Good 4, Weather: Fine, Rail Position: +6m 1000m-
W/Post; +2m Remainder



Section	Overall	1000m	800m	600m	400m	200m
Section Times	1:10.70 [6] (0:14.32)	0:56.38 [8] (0:10.97)	0:45.41 [8] (0:11.09)	0:34.32 [7] (0:11.19)	0:23.13 [7] (0:11.23)	0:11.90 [5] (0:11.90)
Average Speed [km/h]	50.5	65.8	65.1	64.8	64.6	60.5
Top Speed [km/h]	65.5	66.5	65.9	66.5	65.3	63.3
Avg. Dist. to Rail [m]	8.3	0.4	0.4	1.9	3.5	3.5
Avg. Stride Freq. [Hz]	2.4	2.5	2.4	2.4	2.4	2.4
Avg. Stride Length [m]	7.5	7.4	7.4	7.4	7.4	7.2



- [] Ranking at each section and finish
- .-.- No data available at this section
- NA No data available



Horse/Jockey Name	Swahili Mai
Final Rank	7
Fastest Section Time (Section)	0:10.73 (1000m)
Top Speed [km/h] (Section)	68.3 (1000m)
Race State	Finished



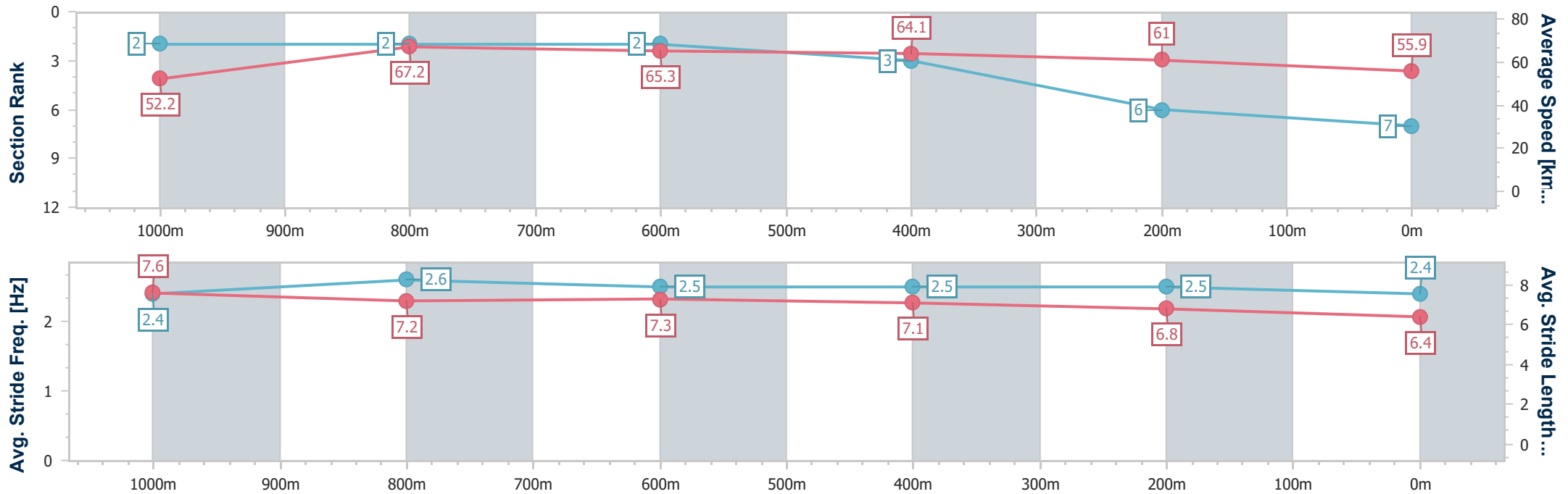
Townsville QLD Professional
Race 7: LADBROKES MATES MODE BENCHMARK 70
Handicap - 1200m

28 November 2024 - 16:23

Track Rating: Good 4, Weather: Fine, Rail Position: +6m 1000m-
W/Post; +2m Remainder



Section	Overall	1000m	800m	600m	400m	200m
Section Times	1:11.74 [7] (0:13.83)	0:57.91 [2] (0:10.73)	0:47.18 [2] (0:11.06)	0:36.12 [2] (0:11.31)	0:24.81 [3] (0:11.91)	0:12.90 [6] (0:12.90)
Average Speed [km/h]	52.2	67.2	65.3	64.1	61.0	55.9
Top Speed [km/h]	67.4	68.3	66.1	65.8	62.9	59.2
Avg. Dist. to Rail [m]	5.4	0.5	0.5	1.9	5.6	5.8
Avg. Stride Freq. [Hz]	2.4	2.6	2.5	2.5	2.5	2.4
Avg. Stride Length [m]	7.6	7.2	7.3	7.1	6.8	6.4



- [] Ranking at each section and finish
- .-.- No data available at this section
- NA No data available



Horse/Jockey Name	Hallside Hammer
Final Rank	8
Fastest Section Time (Section)	0:11.09 (1000m)
Top Speed [km/h] (Section)	65.7 (1000m)
Race State	Finished



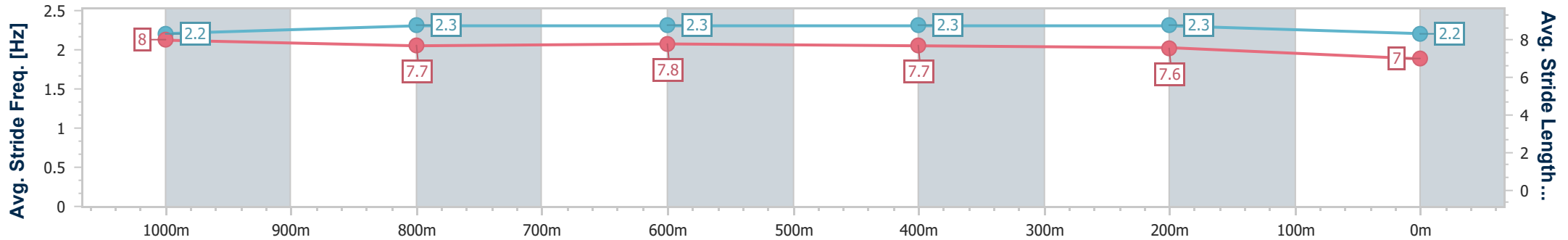
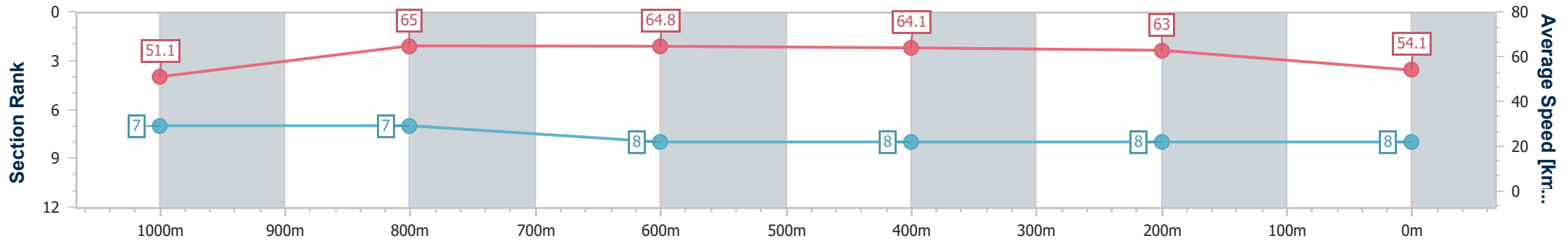
Townsville QLD Professional
Race 7: LADBROKES MATES MODE BENCHMARK 70
Handicap - 1200m



28 November 2024 - 16:23

Track Rating: Good 4, Weather: Fine, Rail Position: +6m 1000m-
W/Post; +2m Remainder

Section	Overall	1000m	800m	600m	400m	200m								
Section Times	1:12.60 [8] (0:14.14)	0:58.46 [7] (0:11.09)	0:47.37 [7] (0:11.15)	0:36.22 [8] (0:11.36)	0:24.86 [8] (0:11.55)	0:13.31 [8] (0:13.31)								
Average Speed [km/h]	51.1	65.0	64.8	64.1	63.0	54.1								
Top Speed [km/h]	65.4	65.7	65.5	65.3	65.2	62.0								
Avg. Dist. to Rail [m]	6.7	0.4	0.8	2.6	6.8	8.7								
Avg. Stride Freq. [Hz]	2.2	2.3	2.3	2.3	2.3	2.2								
Avg. Stride Length [m]	8.0	7.7	7.8	7.7	7.6	7.0								



- [] Ranking at each section and finish
- .-.- No data available at this section
- NA No data available