



Townsville QLD Professional

Race 4: COWBOYS LEAGUES CLUB Class 1 Plate - 1400m

28 November 2024 - 14:34



Track Rating: Good 4, Weather: Fine, Rail Position: +6m 1000m-W/Post; +2m Remainder

Section											Last 600m	
Field Times											0:35.46	
					Overall	1200m	1000m	800m	600m	400m		
					1:22.91 (0:14.53)	1:08.38 (0:10.83)	0:57.55 (0:11.02)	0:46.53 (0:11.07)	0:35.46 (0:11.15)	0:24.31 (0:11.62)		
Rank	TAB	Horse/Jockey	Barrier	Top Speed [km/h]	Fastest Section							Distance Travelled [m]
1	4	TAMBO'S JUSTICE	8	68.7	0:10.83	1:22.91 [1]	1:08.38 [1]	0:57.55 [1]	0:46.53 [1]	0:35.46 [1]	0:24.31 [1]	0:35.46
		Ryan Wiggins		1200m	1200m	(0:14.53)	(0:10.83)	(0:11.02)	(0:11.07)	(0:11.15)	(0:11.62)	
2	3	KEEP ON RUNNING	4	66.4	0:10.97	1:22.95 [2]	1:08.15 [5]	0:57.18 [4]	0:46.17 [4]	0:35.05 [3]	0:23.86 [3]	0:35.05 +1
		Adam Sewell		1200m	1200m	(0:14.80)	(0:10.97)	(0:11.01)	(0:11.12)	(0:11.19)	(0:11.63)	
3	5	ULTIMATE	5	68.3	0:10.93	1:23.17 [3]	1:07.96 [7]	0:56.91 [7]	0:45.78 [7]	0:34.85 [6]	0:23.67 [5]	0:34.85 +3
		Nathan Day		800m	800m	(0:15.21)	(0:11.05)	(0:11.13)	(0:10.93)	(0:11.18)	(0:11.45)	
4	7	LOVE ON DISPLAY	1	65.8	0:11.04	1:23.38 [4]	1:08.60 [4]	0:57.51 [5]	0:46.47 [5]	0:35.30 [5]	0:24.06 [4]	0:35.30 +4
		Lacey Morrison		800m	1000m	(0:14.78)	(0:11.09)	(0:11.04)	(0:11.17)	(0:11.24)	(0:11.60)	
5	6	EUROMANTIC	9	70.7	0:10.79	1:23.57 [5]	1:08.92 [2]	0:58.13 [2]	0:47.02 [2]	0:35.83 [2]	0:24.61 [2]	0:35.83 +0
		Jackson Murphy		1200m	1200m	(0:14.65)	(0:10.79)	(0:11.11)	(0:11.19)	(0:11.22)	(0:11.80)	
6	9	QUEENBEEL	3	65.5	0:11.08	1:24.15 [6]	1:08.92 [8]	0:57.84 [8]	0:46.74 [8]	0:35.56 [8]	0:24.02 [7]	0:35.56 +0
		Isabella Teh		800m	1200m	(0:15.23)	(0:11.08)	(0:11.10)	(0:11.18)	(0:11.54)	(0:11.78)	
7	1	DEER HUNTER	7	66.0	0:11.02	1:24.84 [7]	1:09.76 [6]	0:58.74 [6]	0:47.56 [6]	0:36.40 [7]	0:24.63 [8]	0:36.40 +5
		Ashley Butler		800m	1200m	(0:15.08)	(0:11.02)	(0:11.18)	(0:11.16)	(0:11.77)	(0:12.09)	
8	8	PRIDE AN' JOY	6	67.3	0:10.95	1:24.88 [8]	1:09.16 [9]	0:58.21 [9]	0:47.07 [9]	0:35.96 [9]	0:24.30 [9]	0:35.96 +1
		Nathan Thomas		1200m	1200m	(0:15.72)	(0:10.95)	(0:11.14)	(0:11.11)	(0:11.66)	(0:11.90)	
9	2	GINGER MICK	2	66.0	0:11.01	1:25.53 [9]	1:10.81 [3]	0:59.80 [3]	0:48.79 [3]	0:37.60 [4]	0:25.75 [6]	0:37.60 -1
		Carl Spry		800m	1200m	(0:14.72)	(0:11.01)	(0:11.01)	(0:11.19)	(0:11.85)	(0:12.32)	

[] Ranking at each section and finish
 -:-:- No data available at this section
 NA No data available

SCN Saddle cloth number
 DNF Did not finish
 DNT Did not track



Townsville QLD Professional

Race 4: COWBOYS LEAGUES CLUB Class 1 Plate - 1400m

28 November 2024 - 14:34



Track Rating: Good 4, Weather: Fine, Rail Position: +6m 1000m-W/Post; +2m Remainder

Section							200m			Last 600m
Field Times							0:12.69			0:35.46
							(0:12.69)			
Rank	TAB	Horse/Jockey	Barrier	Top Speed [km/h]	Fastest Section	Margin			Distance Travelled [m]	
1	4	TAMBO'S JUSTICE	8	68.7	0:10.83	0:12.69 [1]	1:22.91		0:35.46	
		Ryan Wiggins		1200m	1200m	(0:12.69)				
2	3	KEEP ON RUNNING	4	66.4	0:10.97	0:12.23 [2]	0.22L		0:35.05 +1	
		Adam Sewell		1200m	1200m	(0:12.23)				
3	5	ULTIMATE	5	68.3	0:10.93	0:12.22 [5]	1.5L		0:34.85 +3	
		Nathan Day		800m	800m	(0:12.22)				
4	7	LOVE ON DISPLAY	1	65.8	0:11.04	0:12.46 [4]	2.77L		0:35.30 +4	
		Lacey Morrison		800m	1000m	(0:12.46)				
5	6	EUROMANTIC	9	70.7	0:10.79	0:12.81 [3]	3.89L		0:35.83 +0	
		Jackson Murphy		1200m	1200m	(0:12.81)				
6	9	QUEENBEEL	3	65.5	0:11.08	0:12.24 [6]	7.29L		0:35.56 +0	
		Isabella Teh		800m	1200m	(0:12.24)				
7	1	DEER HUNTER	7	66.0	0:11.02	0:12.54 [8]	11.35L		0:36.40 +5	
		Ashley Butler		800m	1200m	(0:12.54)				
8	8	PRIDE AN' JOY	6	67.3	0:10.95	0:12.40 [9]	11.58L		0:35.96 +1	
		Nathan Thomas		1200m	1200m	(0:12.40)				
9	2	GINGER MICK	2	66.0	0:11.01	0:13.43 [7]	15.39L		0:37.60 -1	
		Carl Spry		800m	1200m	(0:13.43)				

[] Ranking at each section and finish
 -:-:- No data available at this section
 NA No data available

SCN Saddle cloth number
 DNF Did not finish
 DNT Did not track



Horse/Jockey Name	Tambo's Justice
Final Rank	1
Fastest Section Time (Section)	0:10.83 (1200m)
Top Speed [km/h] (Section)	68.7 (1200m)
Race State	Finished



Townsville QLD Professional

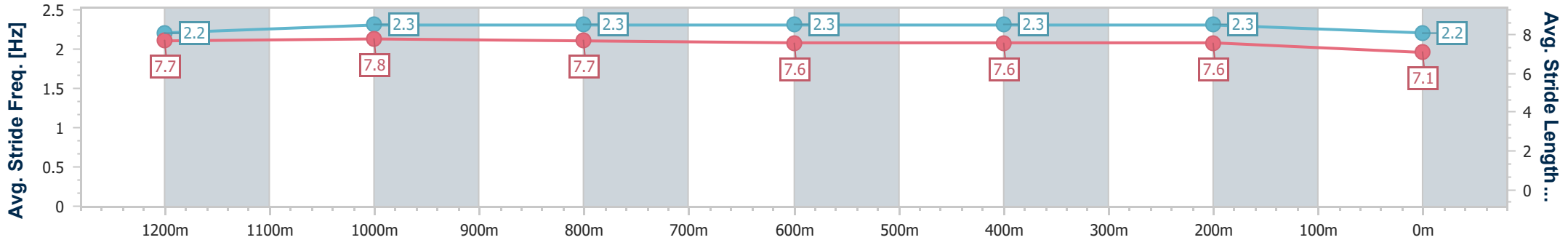
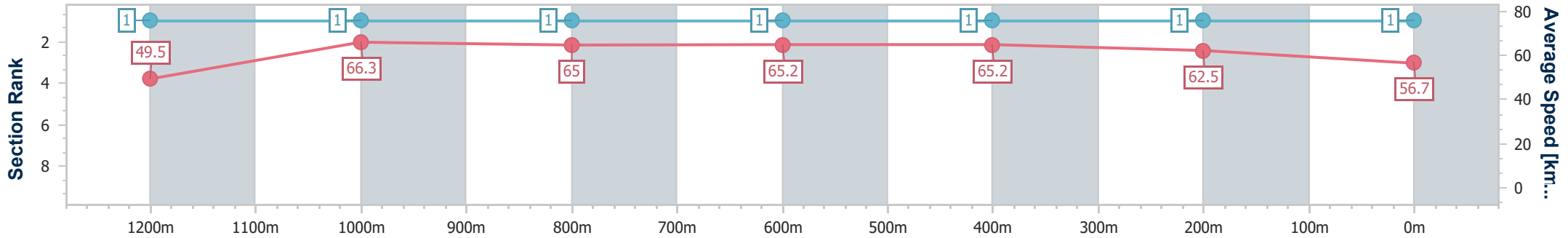
Race 4: COWBOYS LEAGUES CLUB Class 1 Plate - 1400m

28 November 2024 - 14:34

Track Rating: Good 4, Weather: Fine, Rail Position: +6m 1000m-
W/Post; +2m Remainder



Section	Overall	1200m	1000m	800m	600m	400m	200m
Section Times	1:22.91 [1] (0:14.53)	1:08.38 [1] (0:10.83)	0:57.55 [1] (0:11.02)	0:46.53 [1] (0:11.07)	0:35.46 [1] (0:11.15)	0:24.31 [1] (0:11.62)	0:12.69 [1] (0:12.69)
Average Speed [km/h]	49.5	66.3	65.0	65.2	65.2	62.5	56.7
Top Speed [km/h]	66.4	68.7	65.4	66.4	66.3	63.9	60.5
Avg. Dist. to Rail [m]	6.8	1.3	1.5	1.0	2.2	3.8	3.6
Avg. Stride Freq. [Hz]	2.2	2.3	2.3	2.3	2.3	2.3	2.2
Avg. Stride Length [m]	7.7	7.8	7.7	7.6	7.6	7.6	7.1



- [] Ranking at each section and finish
- .-.- No data available at this section
- NA No data available



Horse/Jockey Name	Keep On Running
Final Rank	2
Fastest Section Time (Section)	0:10.97 (1200m)
Top Speed [km/h] (Section)	66.4 (1200m)
Race State	Finished



Townsville QLD Professional

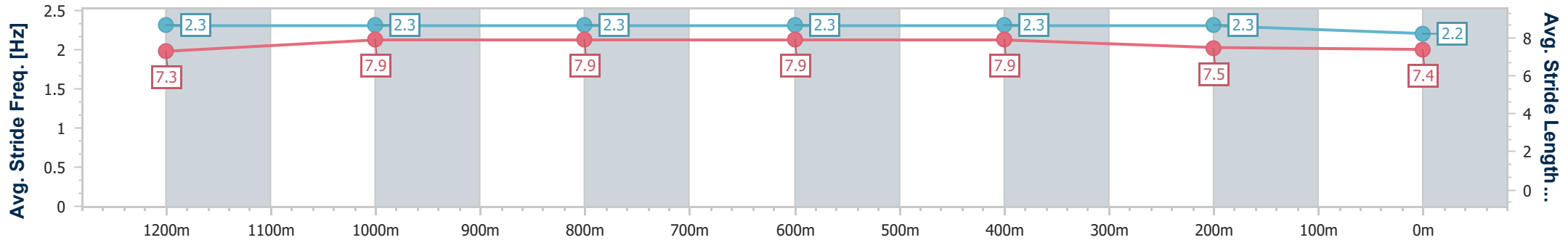
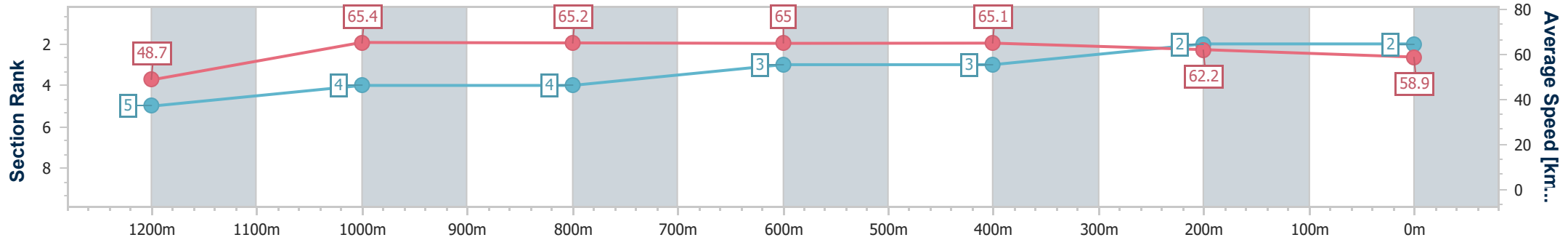
Race 4: COWBOYS LEAGUES CLUB Class 1 Plate - 1400m

28 November 2024 - 14:34

Track Rating: Good 4, Weather: Fine, Rail Position: +6m 1000m-
W/Post; +2m Remainder



Section	Overall	1200m	1000m	800m	600m	400m	200m
Section Times	1:22.95 [2] (0:14.80)	1:08.15 [5] (0:10.97)	0:57.18 [4] (0:11.01)	0:46.17 [4] (0:11.12)	0:35.05 [3] (0:11.19)	0:23.86 [3] (0:11.63)	0:12.23 [2] (0:12.23)
Average Speed [km/h]	48.7	65.4	65.2	65.0	65.1	62.2	58.9
Top Speed [km/h]	65.4	66.4	66.2	65.7	66.4	63.6	61.5
Avg. Dist. to Rail [m]	5.6	1.4	1.2	0.6	2.2	4.1	4.6
Avg. Stride Freq. [Hz]	2.3	2.3	2.3	2.3	2.3	2.3	2.2
Avg. Stride Length [m]	7.3	7.9	7.9	7.9	7.9	7.5	7.4



- [] Ranking at each section and finish
- .-.- No data available at this section
- NA No data available



Horse/Jockey Name	Ultimate
Final Rank	3
Fastest Section Time (Section)	0:10.93 (800m)
Top Speed [km/h] (Section)	68.3 (800m)
Race State	Finished



Townsville QLD Professional

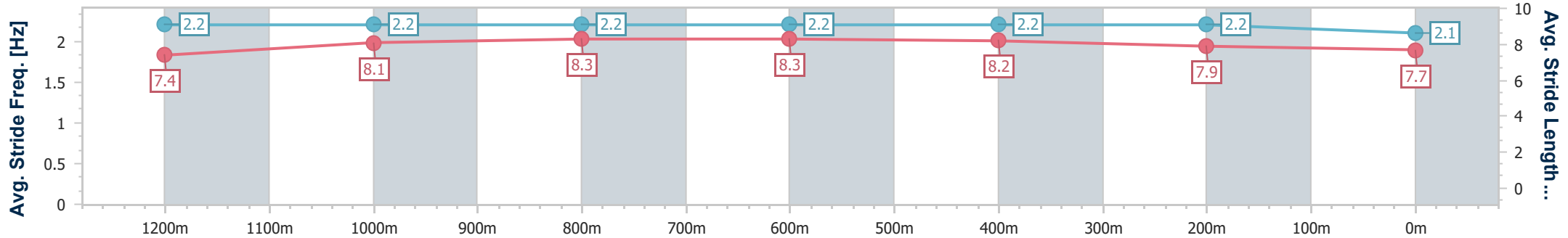
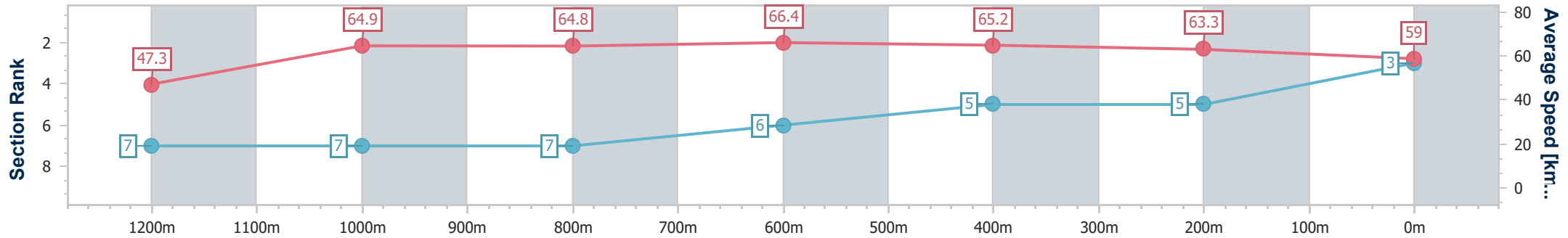
Race 4: COWBOYS LEAGUES CLUB Class 1 Plate - 1400m

28 November 2024 - 14:34

Track Rating: Good 4, Weather: Fine, Rail Position: +6m 1000m-
W/Post; +2m Remainder



Section	Overall	1200m	1000m	800m	600m	400m	200m
Section Times	1:23.17 [3] (0:15.21)	1:07.96 [7] (0:11.05)	0:56.91 [7] (0:11.13)	0:45.78 [7] (0:10.93)	0:34.85 [6] (0:11.18)	0:23.67 [5] (0:11.45)	0:12.22 [5] (0:12.22)
Average Speed [km/h]	47.3	64.9	64.8	66.4	65.2	63.3	59.0
Top Speed [km/h]	65.3	66.9	66.5	68.3	66.2	65.0	61.9
Avg. Dist. to Rail [m]	5.2	1.5	0.9	1.4	2.5	5.4	7.5
Avg. Stride Freq. [Hz]	2.2	2.2	2.2	2.2	2.2	2.2	2.1
Avg. Stride Length [m]	7.4	8.1	8.3	8.3	8.2	7.9	7.7



- [] Ranking at each section and finish
- .-.- No data available at this section
- NA No data available



Horse/Jockey Name	Love On Display
Final Rank	4
Fastest Section Time (Section)	0:11.04 (1000m)
Top Speed [km/h] (Section)	65.8 (800m)
Race State	Finished



Townsville QLD Professional

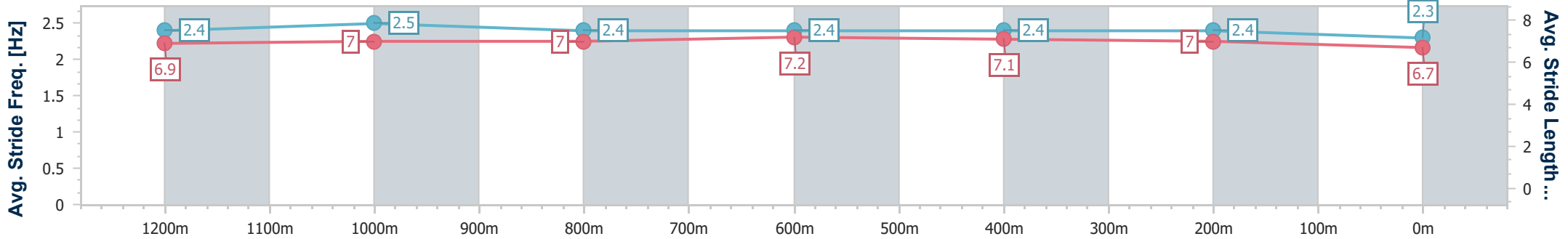
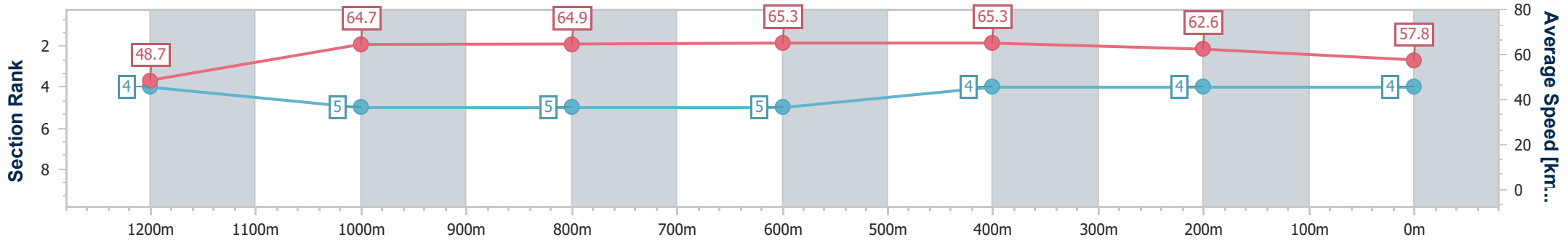
Race 4: COWBOYS LEAGUES CLUB Class 1 Plate - 1400m

28 November 2024 - 14:34

Track Rating: Good 4, Weather: Fine, Rail Position: +6m 1000m-
W/Post; +2m Remainder



Section	Overall	1200m	1000m	800m	600m	400m	200m
Section Times	1:23.38 [4] (0:14.78)	1:08.60 [4] (0:11.09)	0:57.51 [5] (0:11.04)	0:46.47 [5] (0:11.17)	0:35.30 [5] (0:11.24)	0:24.06 [4] (0:11.60)	0:12.46 [4] (0:12.46)
Average Speed [km/h]	48.7	64.7	64.9	65.3	65.3	62.6	57.8
Top Speed [km/h]	64.9	65.7	65.5	65.8	65.8	63.6	61.2
Avg. Dist. to Rail [m]	3.6	1.4	1.5	2.7	3.8	4.6	5.6
Avg. Stride Freq. [Hz]	2.4	2.5	2.4	2.4	2.4	2.4	2.3
Avg. Stride Length [m]	6.9	7.0	7.0	7.2	7.1	7.0	6.7



- [] Ranking at each section and finish
- .-.- No data available at this section
- NA No data available



Horse/Jockey Name	Euromantic
Final Rank	5
Fastest Section Time (Section)	0:10.79 (1200m)
Top Speed [km/h] (Section)	70.7 (1200m)
Race State	Finished



Townsville QLD Professional

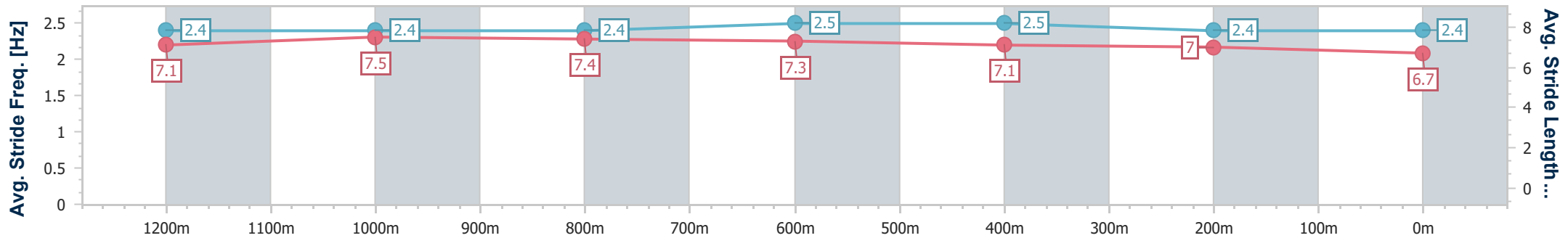
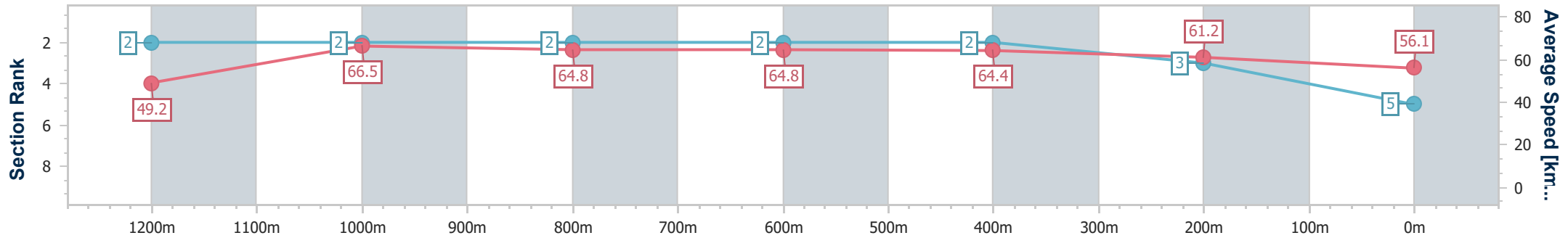
Race 4: COWBOYS LEAGUES CLUB Class 1 Plate - 1400m

28 November 2024 - 14:34

Track Rating: Good 4, Weather: Fine, Rail Position: +6m 1000m-
W/Post; +2m Remainder



Section	Overall	1200m	1000m	800m	600m	400m	200m
Section Times	1:23.57 [5] (0:14.65)	1:08.92 [2] (0:10.79)	0:58.13 [2] (0:11.11)	0:47.02 [2] (0:11.19)	0:35.83 [2] (0:11.22)	0:24.61 [2] (0:11.80)	0:12.81 [3] (0:12.81)
Average Speed [km/h]	49.2	66.5	64.8	64.8	64.4	61.2	56.1
Top Speed [km/h]	65.9	70.7	66.0	65.8	65.5	62.6	60.1
Avg. Dist. to Rail [m]	8.4	1.4	0.9	1.3	0.9	2.5	3.7
Avg. Stride Freq. [Hz]	2.4	2.4	2.4	2.5	2.5	2.4	2.4
Avg. Stride Length [m]	7.1	7.5	7.4	7.3	7.1	7.0	6.7



- [] Ranking at each section and finish
- .-.- No data available at this section
- NA No data available



Horse/Jockey Name	Queenbeel
Final Rank	6
Fastest Section Time (Section)	0:11.08 (1200m)
Top Speed [km/h] (Section)	65.5 (800m)
Race State	Finished



Townsville QLD Professional

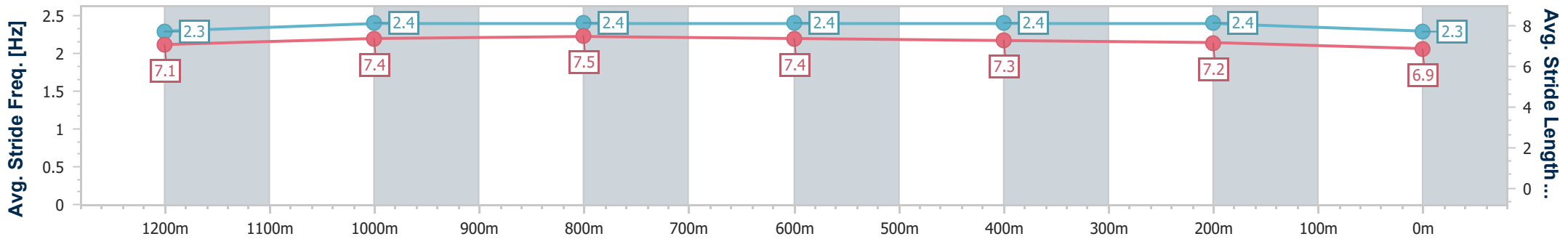
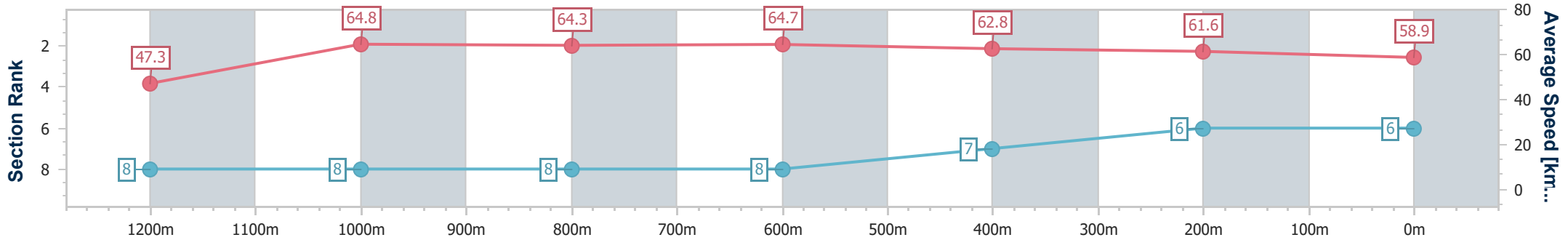
Race 4: COWBOYS LEAGUES CLUB Class 1 Plate - 1400m

28 November 2024 - 14:34

Track Rating: Good 4, Weather: Fine, Rail Position: +6m 1000m-
W/Post; +2m Remainder



Section	Overall	1200m	1000m	800m	600m	400m	200m
Section Times	1:24.15 [6] (0:15.23)	1:08.92 [8] (0:11.08)	0:57.84 [8] (0:11.10)	0:46.74 [8] (0:11.18)	0:35.56 [8] (0:11.54)	0:24.02 [7] (0:11.78)	0:12.24 [6] (0:12.24)
Average Speed [km/h]	47.3	64.8	64.3	64.7	62.8	61.6	58.9
Top Speed [km/h]	64.5	65.4	65.4	65.5	63.7	62.7	61.2
Avg. Dist. to Rail [m]	4.5	2.2	1.8	1.2	1.7	4.5	6.5
Avg. Stride Freq. [Hz]	2.3	2.4	2.4	2.4	2.4	2.4	2.3
Avg. Stride Length [m]	7.1	7.4	7.5	7.4	7.3	7.2	6.9



- [] Ranking at each section and finish
- .-.- No data available at this section
- NA No data available



Horse/Jockey Name	Deer Hunter
Final Rank	7
Fastest Section Time (Section)	0:11.02 (1200m)
Top Speed [km/h] (Section)	66.0 (800m)
Race State	Finished



Townsville QLD Professional

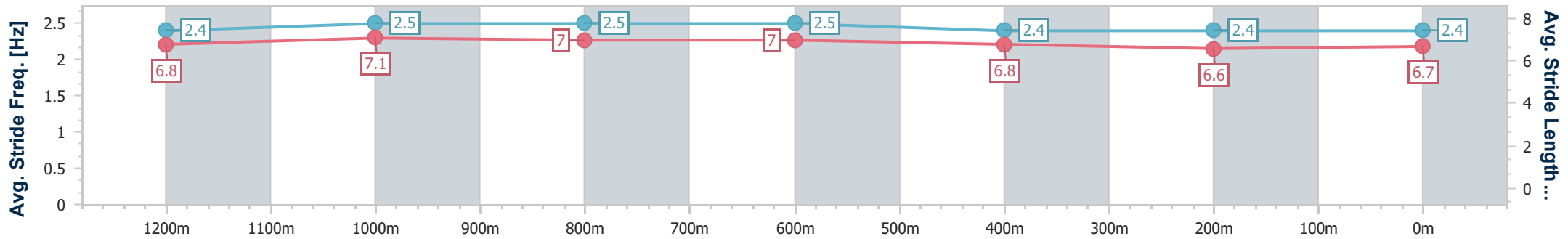
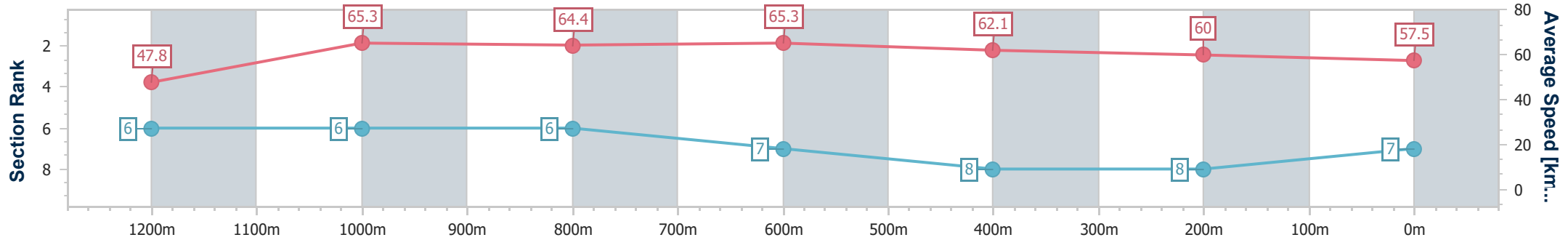
Race 4: COWBOYS LEAGUES CLUB Class 1 Plate - 1400m

28 November 2024 - 14:34

Track Rating: Good 4, Weather: Fine, Rail Position: +6m 1000m-
W/Post; +2m Remainder



Section	Overall	1200m	1000m	800m	600m	400m	200m
Section Times	1:24.84 [7] (0:15.08)	1:09.76 [6] (0:11.02)	0:58.74 [6] (0:11.18)	0:47.56 [6] (0:11.16)	0:36.40 [7] (0:11.77)	0:24.63 [8] (0:12.09)	0:12.54 [8] (0:12.54)
Average Speed [km/h]	47.8	65.3	64.4	65.3	62.1	60.0	57.5
Top Speed [km/h]	65.0	65.8	65.4	66.0	63.8	62.0	60.0
Avg. Dist. to Rail [m]	7.9	2.0	0.8	2.7	3.0	5.4	6.6
Avg. Stride Freq. [Hz]	2.4	2.5	2.5	2.5	2.4	2.4	2.4
Avg. Stride Length [m]	6.8	7.1	7.0	7.0	6.8	6.6	6.7



- [] Ranking at each section and finish
- .-.- No data available at this section
- NA No data available



Horse/Jockey Name	Pride An' Joy
Final Rank	8
Fastest Section Time (Section)	0:10.95 (1200m)
Top Speed [km/h] (Section)	67.3 (1200m)
Race State	Finished



Townsville QLD Professional

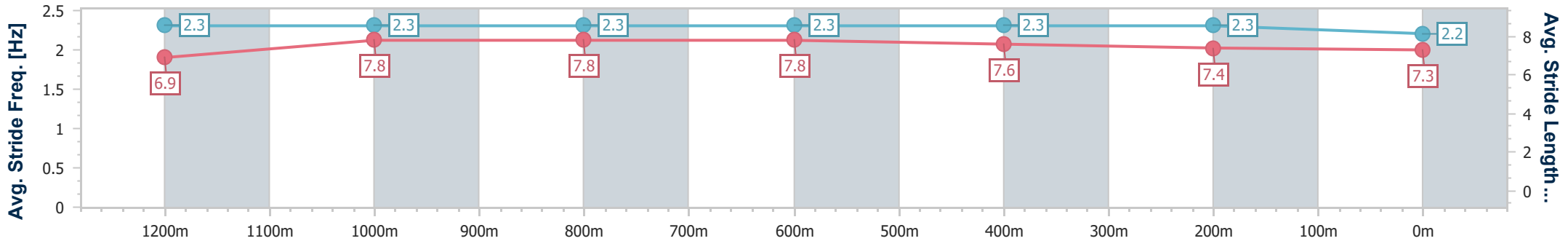
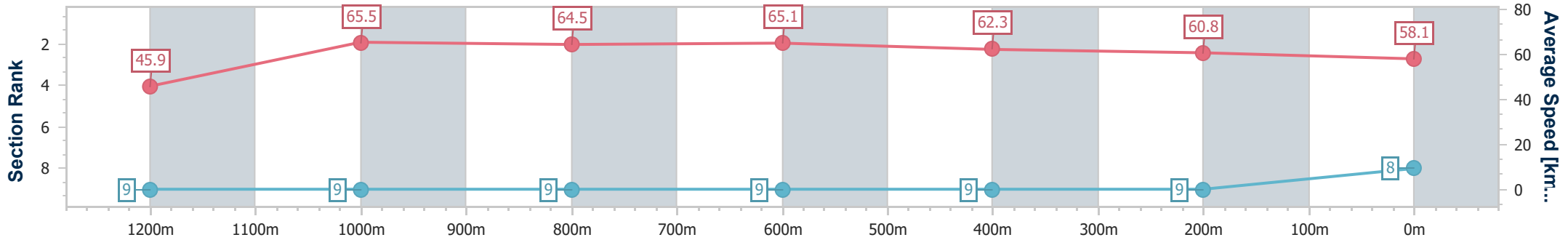
Race 4: COWBOYS LEAGUES CLUB Class 1 Plate - 1400m

28 November 2024 - 14:34

Track Rating: Good 4, Weather: Fine, Rail Position: +6m 1000m-
W/Post; +2m Remainder



Section	Overall	1200m	1000m	800m	600m	400m	200m							
Section Times	1:24.88 [8] (0:15.72)	1:09.16 [9] (0:10.95)	0:58.21 [9] (0:11.14)	0:47.07 [9] (0:11.11)	0:35.96 [9] (0:11.66)	0:24.30 [9] (0:11.90)	0:12.40 [9] (0:12.40)							
Average Speed [km/h]	45.9	65.5	64.5	65.1	62.3	60.8	58.1							
Top Speed [km/h]	65.9	67.3	65.0	66.2	64.3	62.1	60.4							
Avg. Dist. to Rail [m]	5.1	1.5	1.2	1.1	1.9	2.9	4.1							
Avg. Stride Freq. [Hz]	2.3	2.3	2.3	2.3	2.3	2.3	2.2							
Avg. Stride Length [m]	6.9	7.8	7.8	7.8	7.6	7.4	7.3							



- [] Ranking at each section and finish
- .-.- No data available at this section
- NA No data available



Horse/Jockey Name	Ginger Mick
Final Rank	9
Fastest Section Time (Section)	0:11.01 (1200m)
Top Speed [km/h] (Section)	66.0 (800m)
Race State	Finished



Townsville QLD Professional

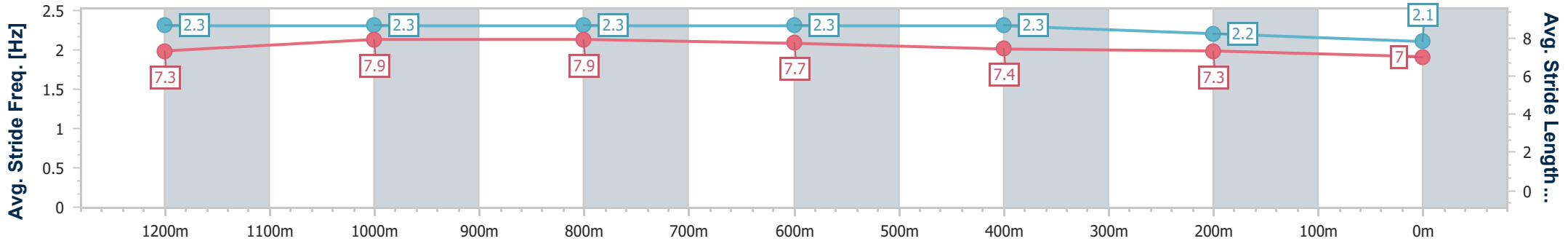
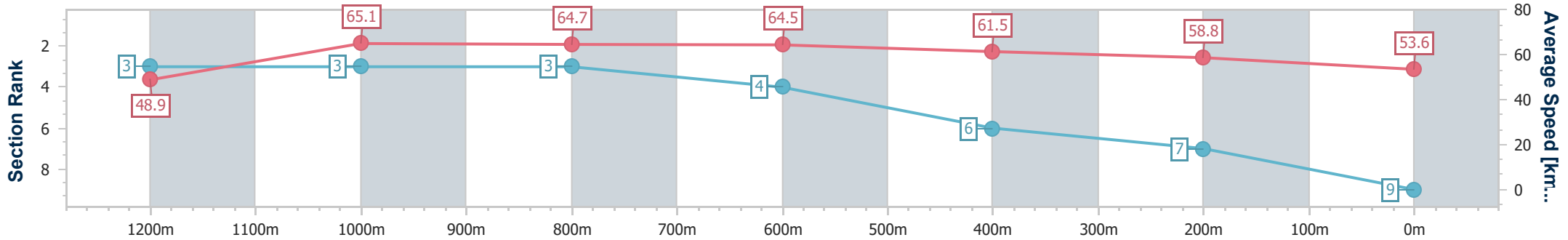
Race 4: COWBOYS LEAGUES CLUB Class 1 Plate - 1400m

28 November 2024 - 14:34

Track Rating: Good 4, Weather: Fine, Rail Position: +6m 1000m-
W/Post; +2m Remainder



Section	Overall	1200m	1000m	800m	600m	400m	200m
Section Times	1:25.53 [9] (0:14.72)	1:10.81 [3] (0:11.01)	0:59.80 [3] (0:11.01)	0:48.79 [3] (0:11.19)	0:37.60 [4] (0:11.85)	0:25.75 [6] (0:12.32)	0:13.43 [7] (0:13.43)
Average Speed [km/h]	48.9	65.1	64.7	64.5	61.5	58.8	53.6
Top Speed [km/h]	66.0	65.6	65.6	66.0	62.8	59.7	57.2
Avg. Dist. to Rail [m]	3.7	2.3	2.2	0.7	2.3	3.4	3.6
Avg. Stride Freq. [Hz]	2.3	2.3	2.3	2.3	2.3	2.2	2.1
Avg. Stride Length [m]	7.3	7.9	7.9	7.7	7.4	7.3	7.0



- [] Ranking at each section and finish
- .-.- No data available at this section
- NA No data available