



# Townsville QLD Professional

## Race 3: LADBROKE IT! BENCHMARK 70 Handicap - 1609m

28 November 2024 - 13:52



Track Rating: Good 4, Weather: Fine, Rail Position: +6m 1000m-W/Post; +2m Remainder

Section		Overall	1400m	1200m	1000m	800m	600m	400m	Last 600m				
Field Times		1:39.70 (0:16.01)	1:23.69 (0:12.84)	1:10.85 (0:13.08)	0:57.77 (0:12.21)	0:45.56 (0:11.28)	0:34.28 (0:11.18)	0:23.10 (0:11.27)	0:34.28				
Rank	TAB Horse/Jockey	Barrier	Top Speed [km/h]	Fastest Section									Distance Travelled [m]
1	2 CINQUE TERRE Lacey Morrison	5	66.0 600m	0:11.13 600m	1:39.70 [1] (0:16.19)	1:23.51 [2] (0:12.81)	1:10.70 [2] (0:13.06)	0:57.64 [2] (0:12.12)	0:45.52 [2] (0:11.29)	0:34.23 [2] (0:11.13)	0:23.10 [1] (0:11.27)	0:34.23	
2	1 MEDAL Pietro Romeo	6	66.3 400m	0:11.19 400m	1:39.83 [2] (0:16.35)	1:23.48 [5] (0:13.00)	1:10.48 [5] (0:12.87)	0:57.61 [3] (0:12.08)	0:45.53 [3] (0:11.30)	0:34.23 [3] (0:11.24)	0:22.99 [3] (0:11.19)	0:34.23	+3
3	5 LAST NOT LEAST Chelsea Jokic	3	66.3 400m	0:11.23 600m	1:40.19 [3] (0:16.01)	1:24.18 [1] (0:12.84)	1:11.34 [1] (0:13.08)	0:58.26 [1] (0:12.21)	0:46.05 [1] (0:11.28)	0:34.77 [1] (0:11.23)	0:23.54 [2] (0:11.33)	0:34.77	-5
4	4 WISE DRAGON Nathan Thomas	1	65.9 600m	0:11.25 600m	1:40.42 [4] (0:16.30)	1:24.12 [3] (0:12.80)	1:11.32 [3] (0:13.14)	0:58.18 [4] (0:12.08)	0:46.10 [4] (0:11.36)	0:34.74 [4] (0:11.25)	0:23.49 [4] (0:11.41)	0:34.74	-4
5	3 HIGHER LOVE Denicious Smith	2	66.2 800m	0:11.25 400m	1:40.45 [5] (0:16.33)	1:24.12 [4] (0:12.90)	1:11.22 [4] (0:13.09)	0:58.13 [5] (0:12.11)	0:46.02 [5] (0:11.32)	0:34.70 [5] (0:11.28)	0:23.42 [6] (0:11.25)	0:34.70	+1
6	6 TAVISTEEL Gabrielle Semmens	4	67.8 800m	0:11.11 800m	1:40.68 [6] (0:16.75)	1:23.93 [6] (0:12.89)	1:11.04 [6] (0:13.07)	0:57.97 [6] (0:11.93)	0:46.04 [6] (0:11.11)	0:34.93 [6] (0:11.22)	0:23.71 [5] (0:11.40)	0:34.93	+4

Scratched: From This Moment (#7)

[ ] Ranking at each section and finish  
 -:-:- No data available at this section  
 NA No data available

SCN Saddle cloth number  
 DNF Did not finish  
 DNT Did not track



# Townsville QLD Professional

## Race 3: LADBROKE IT! BENCHMARK 70 Handicap - 1609m



28 November 2024 - 13:52

Track Rating: Good 4, Weather: Fine, Rail Position: +6m 1000m-W/Post; +2m Remainder

Section				200m				Last 600m	
Field Times				0:11.83 (0:11.83)				0:34.28	
Rank	TAB	Horse/Jockey	Barrier	Top Speed [km/h]	Fastest Section	Margin			Distance Travelled [m]
1	2	<b>CINQUE TERRE</b> Lacey Morrison	5	66.0 600m	0:11.13 600m	0:11.83 [1] (0:11.83)	1:39.70		0:34.23
2	1	<b>MEDAL</b> Pietro Romeo	6	66.3 400m	0:11.19 400m	0:11.80 [3] (0:11.80)	0.74L		0:34.23 +3
3	5	<b>LAST NOT LEAST</b> Chelsea Jokic	3	66.3 400m	0:11.23 600m	0:12.21 [2] (0:12.21)	2.89L		0:34.77 -5
4	4	<b>WISE DRAGON</b> Nathan Thomas	1	65.9 600m	0:11.25 600m	0:12.08 [5] (0:12.08)	4.23L		0:34.74 -4
5	3	<b>HIGHER LOVE</b> Denicious Smith	2	66.2 800m	0:11.25 400m	0:12.17 [4] (0:12.17)	4.41L		0:34.70 +1
6	6	<b>TAVISTEEL</b> Gabrielle Semmens	4	67.8 800m	0:11.11 800m	0:12.31 [6] (0:12.31)	5.76L		0:34.93 +4

Scratched: From This Moment (#7)



Horse/Jockey Name	Cinque Terre
Final Rank	1
Fastest Section Time (Section)	0:11.13 (600m)
Top Speed [km/h] (Section)	66.0 (600m)
Race State	Finished



### Townsville QLD Professional

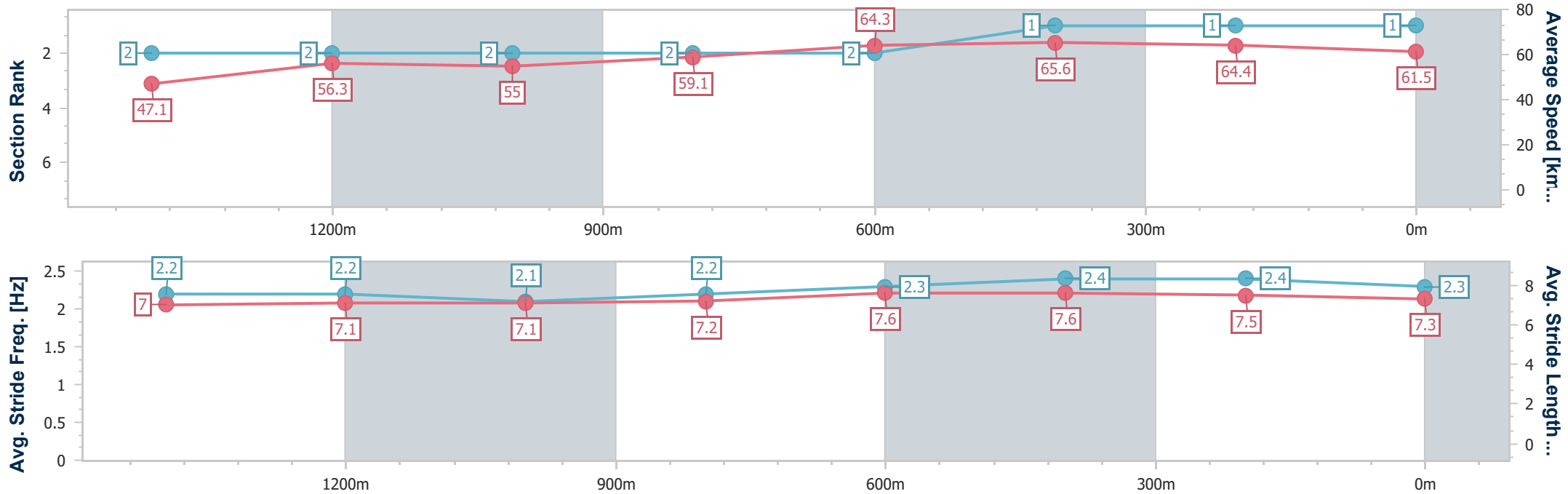
Race 3: LADBROKE IT! BENCHMARK 70 Handicap - 1609m

28 November 2024 - 13:52

Track Rating: Good 4, Weather: Fine, Rail Position: +6m 1000m-  
W/Post; +2m Remainder



Section	Overall	1400m	1200m	1000m	800m	600m	400m	200m						
Section Times	1:39.70 [1] (0:16.19)	1:23.51 [2] (0:12.81)	1:10.70 [2] (0:13.06)	0:57.64 [2] (0:12.12)	0:45.52 [2] (0:11.29)	0:34.23 [2] (0:11.13)	0:23.10 [1] (0:11.27)	0:11.83 [1] (0:11.83)						
Average Speed [km/h]	47.1	56.3	55.0	59.1	64.3	65.6	64.4	61.5						
Top Speed [km/h]	60.0	58.3	56.1	62.2	65.6	66.0	65.1	63.7						
Avg. Dist. to Rail [m]	7.5	0.9	1.2	1.3	1.6	3.0	4.1	5.2						
Avg. Stride Freq. [Hz]	2.2	2.2	2.1	2.2	2.3	2.4	2.4	2.3						
Avg. Stride Length [m]	7.0	7.1	7.1	7.2	7.6	7.6	7.5	7.3						



- [ ] Ranking at each section and finish
- .-.- No data available at this section
- NA No data available



Horse/Jockey Name	Medal
Final Rank	2
Fastest Section Time (Section)	0:11.19 (400m)
Top Speed [km/h] (Section)	66.3 (400m)
Race State	Finished



### Townsville QLD Professional

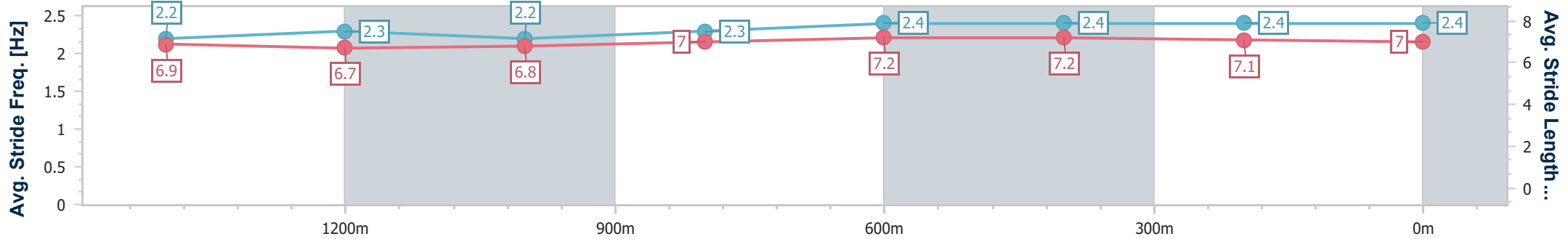
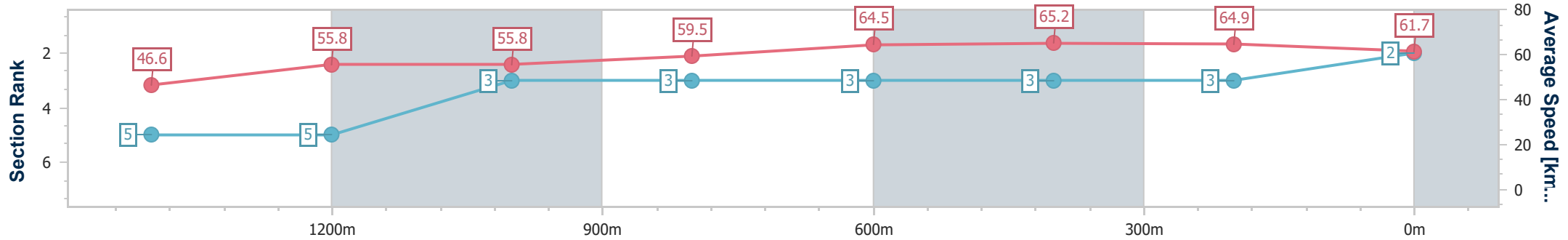
Race 3: LADBROKE IT! BENCHMARK 70 Handicap - 1609m

28 November 2024 - 13:52

Track Rating: Good 4, Weather: Fine, Rail Position: +6m 1000m-  
W/Post; +2m Remainder



Section	Overall	1400m	1200m	1000m	800m	600m	400m	200m						
Section Times	1:39.83 [2] (0:16.35)	1:23.48 [5] (0:13.00)	1:10.48 [5] (0:12.87)	0:57.61 [3] (0:12.08)	0:45.53 [3] (0:11.30)	0:34.23 [3] (0:11.24)	0:22.99 [3] (0:11.19)	0:11.80 [3] (0:11.80)						
Average Speed [km/h]	46.6	55.8	55.8	59.5	64.5	65.2	64.9	61.7						
Top Speed [km/h]	59.4	58.9	56.4	62.8	65.8	66.0	66.3	64.2						
Avg. Dist. to Rail [m]	8.4	2.4	1.5	1.1	2.4	3.8	4.9	5.8						
Avg. Stride Freq. [Hz]	2.2	2.3	2.2	2.3	2.4	2.4	2.4	2.4						
Avg. Stride Length [m]	6.9	6.7	6.8	7.0	7.2	7.2	7.1	7.0						



- [ ] Ranking at each section and finish
- .-.- No data available at this section
- NA No data available



Horse/Jockey Name	Last Not Least
Final Rank	3
Fastest Section Time (Section)	0:11.23 (600m)
Top Speed [km/h] (Section)	66.3 (400m)
Race State	Finished



### Townsville QLD Professional

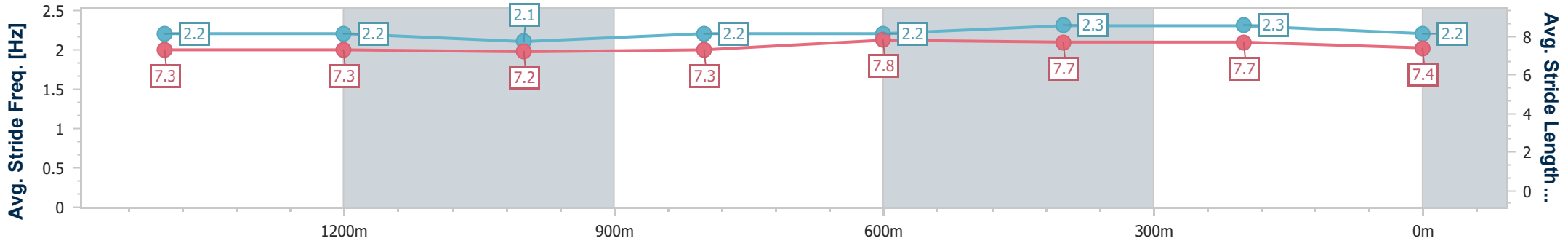
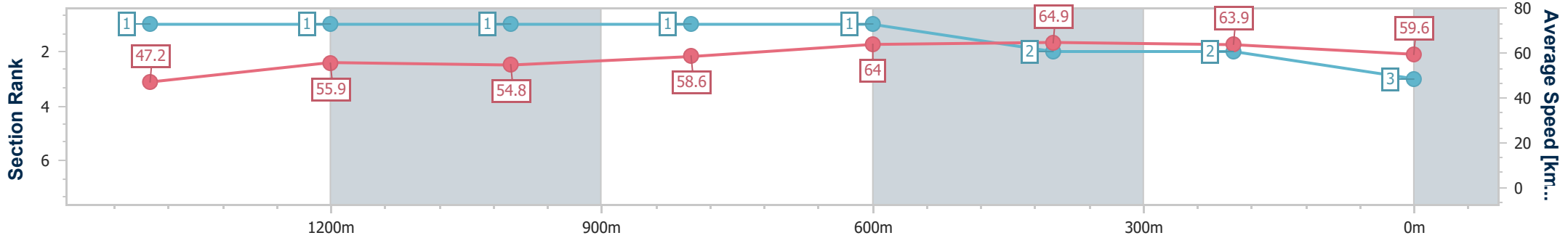
Race 3: LADBROKE IT! BENCHMARK 70 Handicap - 1609m

28 November 2024 - 13:52

Track Rating: Good 4, Weather: Fine, Rail Position: +6m 1000m-  
W/Post; +2m Remainder



Section	Overall	1400m	1200m	1000m	800m	600m	400m	200m						
Section Times	1:40.19 [3] (0:16.01)	1:24.18 [1] (0:12.84)	1:11.34 [1] (0:13.08)	0:58.26 [1] (0:12.21)	0:46.05 [1] (0:11.28)	0:34.77 [1] (0:11.23)	0:23.54 [2] (0:11.33)	0:12.21 [2] (0:12.21)						
Average Speed [km/h]	47.2	55.9	54.8	58.6	64.0	64.9	63.9	59.6						
Top Speed [km/h]	60.2	58.2	56.3	61.5	65.4	65.9	66.3	62.8						
Avg. Dist. to Rail [m]	5.6	0.7	2.2	1.7	0.9	2.2	3.7	4.6						
Avg. Stride Freq. [Hz]	2.2	2.2	2.1	2.2	2.2	2.3	2.3	2.2						
Avg. Stride Length [m]	7.3	7.3	7.2	7.3	7.8	7.7	7.7	7.4						



- [ ] Ranking at each section and finish
- .-.- No data available at this section
- NA No data available



Horse/Jockey Name	Wise Dragon
Final Rank	4
Fastest Section Time (Section)	0:11.25 (600m)
Top Speed [km/h] (Section)	65.9 (600m)
Race State	Finished



Townsville QLD Professional

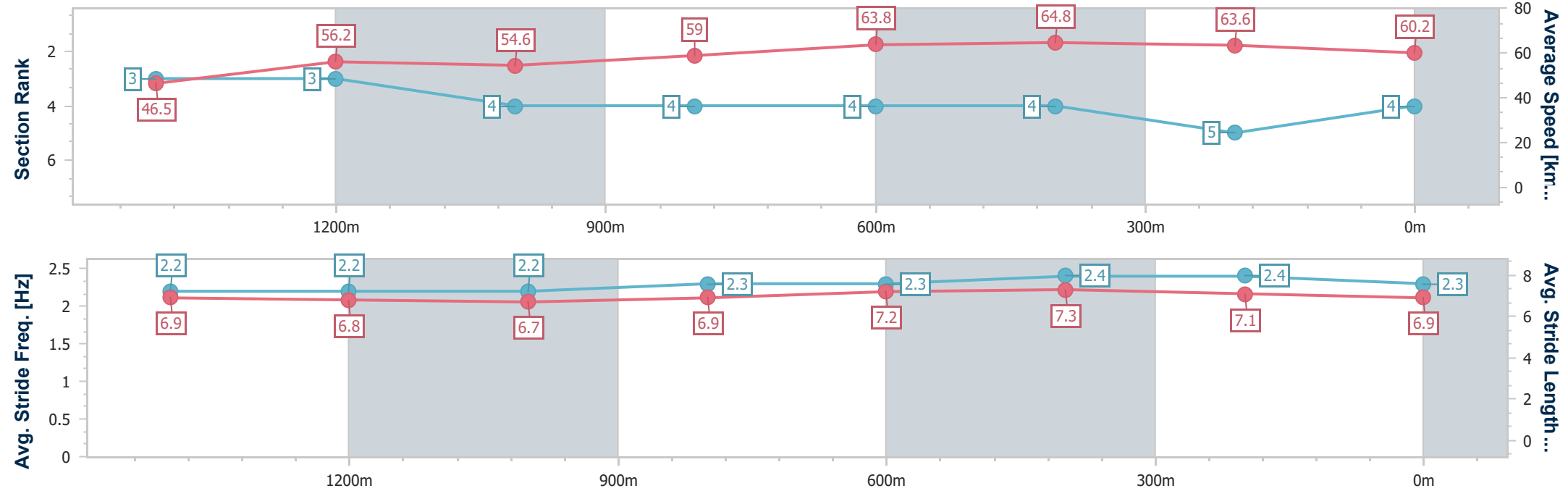
Race 3: LADBROKE IT! BENCHMARK 70 Handicap - 1609m

28 November 2024 - 13:52

Track Rating: Good 4, Weather: Fine, Rail Position: +6m 1000m-  
W/Post; +2m Remainder



Section	Overall	1400m	1200m	1000m	800m	600m	400m	200m						
Section Times	1:40.42 [4] (0:16.30)	1:24.12 [3] (0:12.80)	1:11.32 [3] (0:13.14)	0:58.18 [4] (0:12.08)	0:46.10 [4] (0:11.36)	0:34.74 [4] (0:11.25)	0:23.49 [4] (0:11.41)	0:12.08 [5] (0:12.08)						
Average Speed [km/h]	46.5	56.2	54.6	59.0	63.8	64.8	63.6	60.2						
Top Speed [km/h]	59.3	58.8	56.0	61.8	65.8	65.9	65.0	62.3						
Avg. Dist. to Rail [m]	4.9	0.2	1.9	2.1	1.5	3.0	5.1	6.8						
Avg. Stride Freq. [Hz]	2.2	2.2	2.2	2.3	2.3	2.4	2.4	2.3						
Avg. Stride Length [m]	6.9	6.8	6.7	6.9	7.2	7.3	7.1	6.9						



- [ ] Ranking at each section and finish
- .-.- No data available at this section
- NA No data available



Horse/Jockey Name	Higher Love
Final Rank	5
Fastest Section Time (Section)	0:11.25 (400m)
Top Speed [km/h] (Section)	66.2 (800m)
Race State	Finished



### Townsville QLD Professional

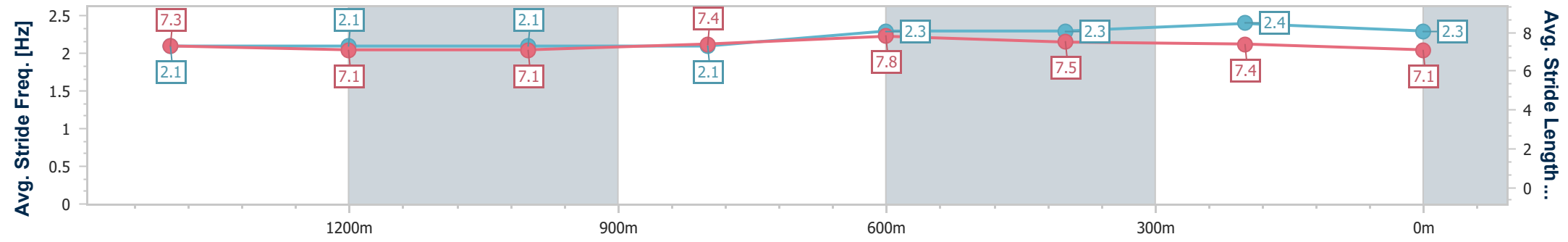
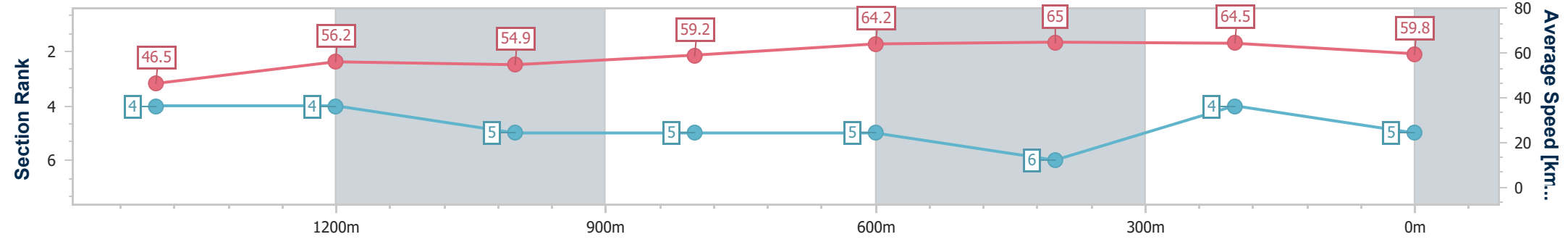
Race 3: LADBROKE IT! BENCHMARK 70 Handicap - 1609m

28 November 2024 - 13:52

Track Rating: Good 4, Weather: Fine, Rail Position: +6m 1000m-  
W/Post; +2m Remainder



Section	Overall	1400m	1200m	1000m	800m	600m	400m	200m						
Section Times	1:40.45 [5] (0:16.33)	1:24.12 [4] (0:12.90)	1:11.22 [4] (0:13.09)	0:58.13 [5] (0:12.11)	0:46.02 [5] (0:11.32)	0:34.70 [5] (0:11.28)	0:23.42 [6] (0:11.25)	0:12.17 [4] (0:12.17)						
Average Speed [km/h]	46.5	56.2	54.9	59.2	64.2	65.0	64.5	59.8						
Top Speed [km/h]	59.5	58.4	57.0	62.5	66.2	65.7	65.9	63.0						
Avg. Dist. to Rail [m]	6.2	1.8	1.3	1.2	2.0	3.6	5.8	7.5						
Avg. Stride Freq. [Hz]	2.1	2.1	2.1	2.1	2.3	2.3	2.4	2.3						
Avg. Stride Length [m]	7.3	7.1	7.1	7.4	7.8	7.5	7.4	7.1						



- [ ] Ranking at each section and finish
- .-.- No data available at this section
- NA No data available



Horse/Jockey Name	Tavistee
Final Rank	6
Fastest Section Time (Section)	0:11.11 (800m)
Top Speed [km/h] (Section)	67.8 (800m)
Race State	Finished



Townsville QLD Professional

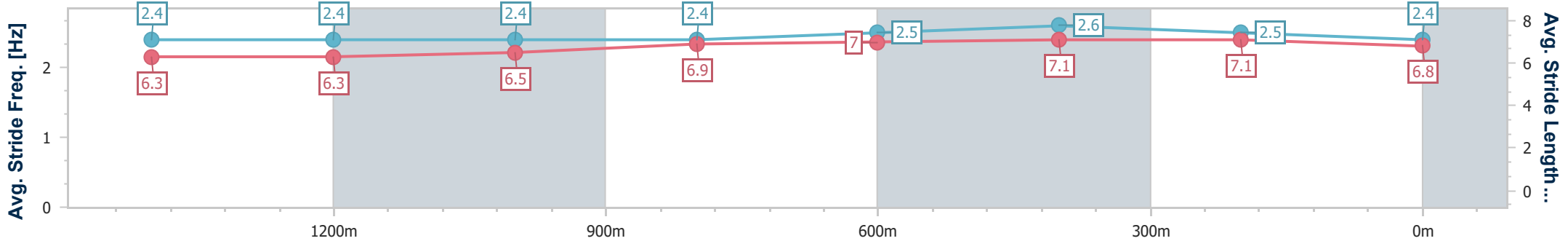
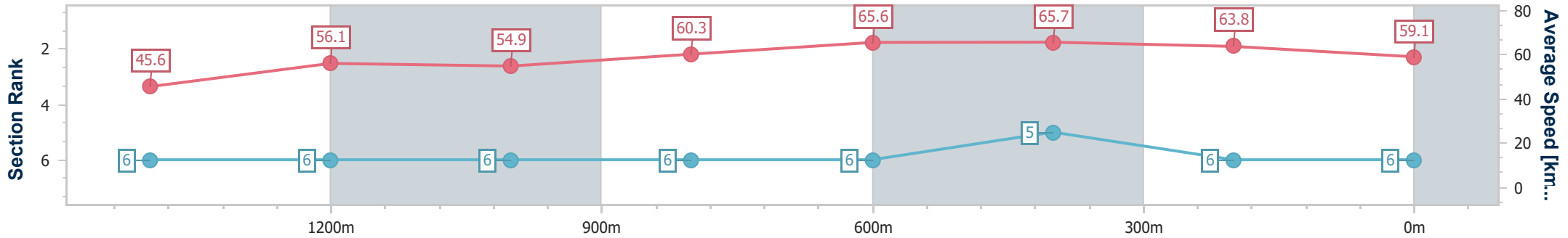
Race 3: LADBROKE IT! BENCHMARK 70 Handicap - 1609m

28 November 2024 - 13:52

Track Rating: Good 4, Weather: Fine, Rail Position: +6m 1000m-  
W/Post; +2m Remainder



Section	Overall	1400m	1200m	1000m	800m	600m	400m	200m						
Section Times	1:40.68 [6] (0:16.75)	1:23.93 [6] (0:12.89)	1:11.04 [6] (0:13.07)	0:57.97 [6] (0:11.93)	0:46.04 [6] (0:11.11)	0:34.93 [6] (0:11.22)	0:23.71 [5] (0:11.40)	0:12.31 [6] (0:12.31)						
Average Speed [km/h]	45.6	56.1	54.9	60.3	65.6	65.7	63.8	59.1						
Top Speed [km/h]	60.2	59.0	55.8	63.4	67.8	67.6	64.9	62.1						
Avg. Dist. to Rail [m]	7.2	1.7	1.4	1.4	2.8	4.6	7.2	9.1						
Avg. Stride Freq. [Hz]	2.4	2.4	2.4	2.4	2.5	2.6	2.5	2.4						
Avg. Stride Length [m]	6.3	6.3	6.5	6.9	7.0	7.1	7.1	6.8						



- [ ] Ranking at each section and finish
- .-.- No data available at this section
- NA No data available