



Townsville QLD Professional

Race 1: ERROL SEWELL - HONORARY LIFE MEMBER QTIS Three-Year-Old Maiden Handicap - 1200m

28 November 2024 - 12:43



Track Rating: Good 4, Weather: Fine, Rail Position: +6m 1000m-W/Post; +2m Remainder

Section		Overall	1000m	800m	600m	400m	200m	Last 600m				
Field Times		1:11.03 (0:13.78)	0:57.25 (0:10.66)	0:46.59 (0:11.40)	0:35.19 (0:11.69)	0:23.50 (0:11.42)	0:12.08 (0:12.08)	0:35.19				
Rank	TAB Horse/Jockey	Barrier	Top Speed [km/h]	Fastest Section	Overall	1000m	800m	600m	400m	200m	Margin	Distance Travelled [m]
1	1 CARE TAKER Ashley Butler	3	68.0 1000m	0:10.75 1000m	1:11.03 [1] (0:14.23)	0:56.80 [6] (0:10.75)	0:46.05 [4] (0:11.06)	0:34.99 [4] (0:11.55)	0:23.44 [3] (0:11.36)	0:12.08 [1] (0:12.08)	1:11.03 0:34.99	
2	6 BELMONT PARK Micheal McDonald	10	68.2 800m	0:10.91 800m	1:11.18 [2] (0:14.68)	0:56.50 [10] (0:11.04)	0:45.46 [10] (0:10.91)	0:34.55 [9] (0:11.22)	0:23.33 [5] (0:11.36)	0:11.97 [4] (0:11.97)	0.89L 0:34.55	+0
3	3 CHOCMINT Nathan Thomas	5	68.8 1000m	0:10.63 1000m	1:11.32 [3] (0:13.81)	0:57.51 [2] (0:10.63)	0:46.88 [1] (0:11.40)	0:35.48 [1] (0:11.69)	0:23.79 [1] (0:11.53)	0:12.26 [2] (0:12.26)	1.71L 0:35.48	-3
4	4 COOL MACAW Jackson Murphy	7	67.9 1000m	0:10.86 1000m	1:11.41 [4] (0:13.78)	0:57.63 [1] (0:10.86)	0:46.77 [2] (0:11.32)	0:35.45 [2] (0:11.62)	0:23.83 [2] (0:11.60)	0:12.23 [3] (0:12.23)	2.23L 0:35.45	+0
5	11 LOVE 'N' VISION Lacey Morrison	1	67.5 1000m	0:10.85 1000m	1:11.41 [5] (0:13.93)	0:57.48 [3] (0:10.85)	0:46.63 [3] (0:11.19)	0:35.44 [3] (0:11.70)	0:23.74 [4] (0:11.55)	0:12.19 [5] (0:12.19)	2.24L 0:35.44	-7
6	12 OUR ROSA ROSSA Olivia Kendal	2	66.0 1000m	0:11.03 1000m	1:11.43 [6] (0:14.23)	0:57.20 [4] (0:11.03)	0:46.17 [6] (0:11.07)	0:35.10 [5] (0:11.59)	0:23.51 [7] (0:11.58)	0:11.93 [6] (0:11.93)	2.37L 0:35.10	-7
7	8 THE GENERAL TALKS Adam Sewell	8	67.9 800m	0:11.05 1000m	1:11.76 [7] (0:14.62)	0:57.14 [9] (0:11.05)	0:46.09 [9] (0:11.05)	0:35.04 [10] (0:11.41)	0:23.63 [9] (0:11.46)	0:12.17 [7] (0:12.17)	4.31L 0:35.04	+3
8	10 TURN IT UP ROSIE Tyler Leslight	9	67.3 1000m	0:10.97 1000m	1:12.53 [8] (0:14.23)	0:58.30 [4] (0:10.97)	0:47.33 [5] (0:11.13)	0:36.20 [6] (0:11.55)	0:24.65 [6] (0:11.79)	0:12.86 [8] (0:12.86)	8.82L 0:36.20	-1
9	9 PARDON THE PURR Pietro Romeo	4	66.9 800m	0:10.86 1000m	1:12.58 [9] (0:14.57)	0:58.01 [8] (0:10.86)	0:47.15 [8] (0:11.01)	0:36.14 [8] (0:11.69)	0:24.45 [10] (0:11.86)	0:12.59 [9] (0:12.59)	9.14L 0:36.14	-5
10	2 NOT WORTH IT Chris Whiteley	6	83.6 800m	0:10.97 800m	1:12.67 [10] (0:14.38)	0:58.29 [7] (0:11.02)	0:47.27 [7] (0:10.97)	0:36.30 [7] (0:11.65)	0:24.65 [8] (0:12.04)	0:12.61 [10] (0:12.61)	9.66L 0:36.30	+1

Scratched: The Judging Saint (#7), Take A Dive (#5), Little Iffy (#13)

[] Ranking at each section and finish
 -:-:- No data available at this section
 NA No data available
 SCN Saddle cloth number
 DNF Did not finish
 DNT Did not track



Horse/Jockey Name	Care Taker
Final Rank	1
Fastest Section Time (Section)	0:10.75 (1000m)
Top Speed [km/h] (Section)	68.0 (1000m)
Race State	Finished



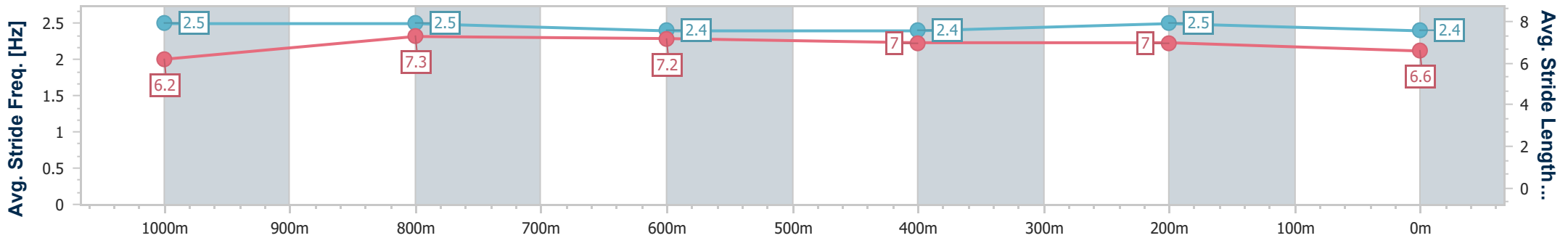
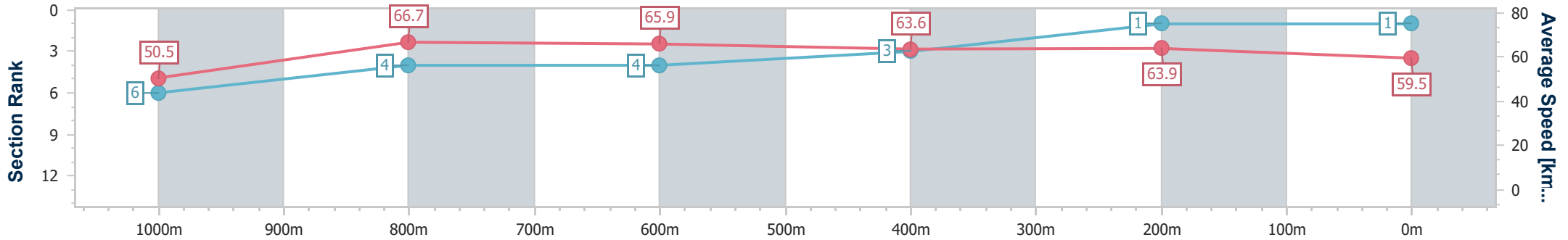
Townsville QLD Professional
 Race 1: ERROL SEWELL - HONORARY LIFE MEMBER QTIS
 Three-Year-Old Maiden Handicap - 1200m



28 November 2024 - 12:43

Track Rating: Good 4, Weather: Fine, Rail Position: +6m 1000m-
 W/Post; +2m Remainder

Section	Overall	1000m	800m	600m	400m	200m
Section Times	1:11.03 [1] (0:14.23)	0:56.80 [6] (0:10.75)	0:46.05 [4] (0:11.06)	0:34.99 [4] (0:11.55)	0:23.44 [3] (0:11.36)	0:12.08 [1] (0:12.08)
Average Speed [km/h]	50.5	66.7	65.9	63.6	63.9	59.5
Top Speed [km/h]	65.7	68.0	67.9	64.6	64.9	61.8
Avg. Dist. to Rail [m]	3.3	1.5	2.4	4.2	4.8	2.3
Avg. Stride Freq. [Hz]	2.5	2.5	2.4	2.4	2.5	2.4
Avg. Stride Length [m]	6.2	7.3	7.2	7.0	7.0	6.6



- [] Ranking at each section and finish
- .-.- No data available at this section
- NA No data available



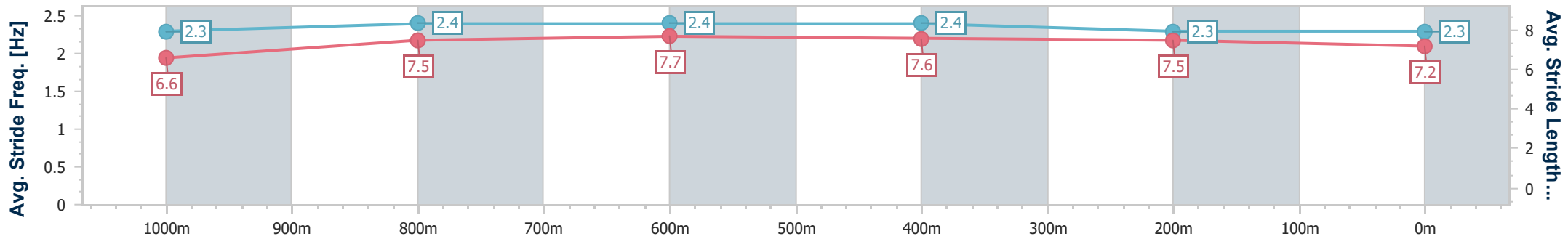
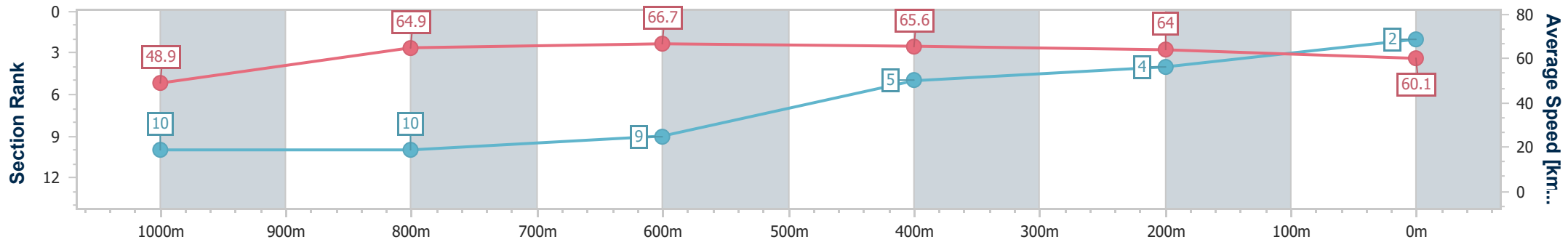
Horse/Jockey Name	Belmont Park
Final Rank	2
Fastest Section Time (Section)	0:10.91 (800m)
Top Speed [km/h] (Section)	68.2 (800m)
Race State	Finished



Townsville QLD Professional
 Race 1: ERROL SEWELL - HONORARY LIFE MEMBER QTIS
 Three-Year-Old Maiden Handicap - 1200m
 28 November 2024 - 12:43
 Track Rating: Good 4, Weather: Fine, Rail Position: +6m 1000m-
 W/Post; +2m Remainder



Section	Overall	1000m	800m	600m	400m	200m
Section Times	1:11.18 [2] (0:14.68)	0:56.50 [10] (0:11.04)	0:45.46 [10] (0:10.91)	0:34.55 [9] (0:11.22)	0:23.33 [5] (0:11.36)	0:11.97 [4] (0:11.97)
Average Speed [km/h]	48.9	64.9	66.7	65.6	64.0	60.1
Top Speed [km/h]	64.0	66.0	68.2	68.0	65.0	62.6
Avg. Dist. to Rail [m]	6.8	1.2	1.9	4.5	7.0	7.7
Avg. Stride Freq. [Hz]	2.3	2.4	2.4	2.4	2.3	2.3
Avg. Stride Length [m]	6.6	7.5	7.7	7.6	7.5	7.2



- [] Ranking at each section and finish
- .-.- No data available at this section
- NA No data available



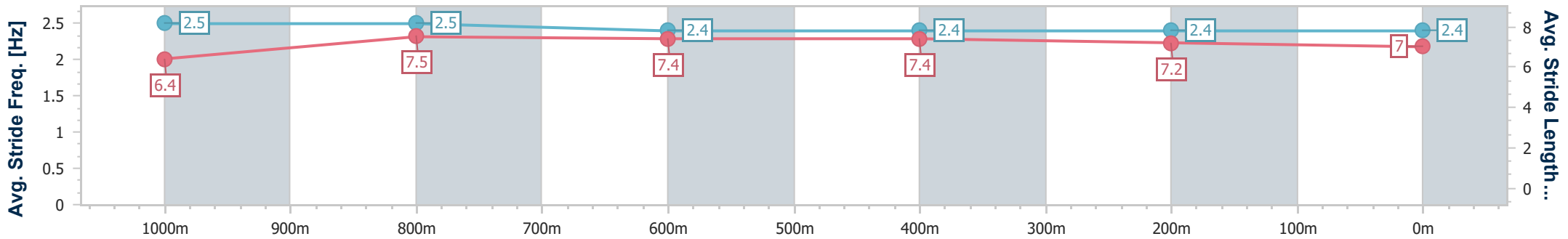
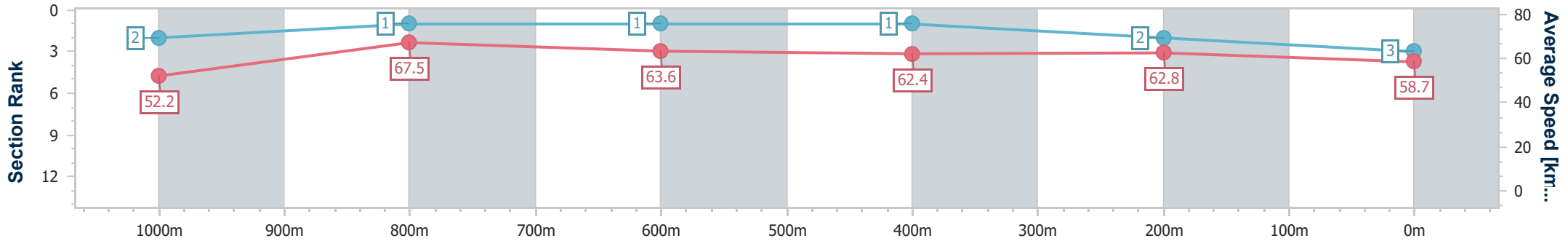
Horse/Jockey Name	Chocmint
Final Rank	3
Fastest Section Time (Section)	0:10.63 (1000m)
Top Speed [km/h] (Section)	68.8 (1000m)
Race State	Finished



Townsville QLD Professional
 Race 1: ERROL SEWELL - HONORARY LIFE MEMBER QTIS
 Three-Year-Old Maiden Handicap - 1200m
 28 November 2024 - 12:43
 Track Rating: Good 4, Weather: Fine, Rail Position: +6m 1000m-
 W/Post; +2m Remainder



Section	Overall	1000m	800m	600m	400m	200m
Section Times	1:11.32 [3] (0:13.81)	0:57.51 [2] (0:10.63)	0:46.88 [1] (0:11.40)	0:35.48 [1] (0:11.69)	0:23.79 [1] (0:11.53)	0:12.26 [2] (0:12.26)
Average Speed [km/h]	52.2	67.5	63.6	62.4	62.8	58.7
Top Speed [km/h]	66.4	68.8	66.1	63.5	63.5	62.2
Avg. Dist. to Rail [m]	4.0	1.1	1.8	2.7	3.0	4.1
Avg. Stride Freq. [Hz]	2.5	2.5	2.4	2.4	2.4	2.4
Avg. Stride Length [m]	6.4	7.5	7.4	7.4	7.2	7.0



- [] Ranking at each section and finish
- .-.- No data available at this section
- NA No data available



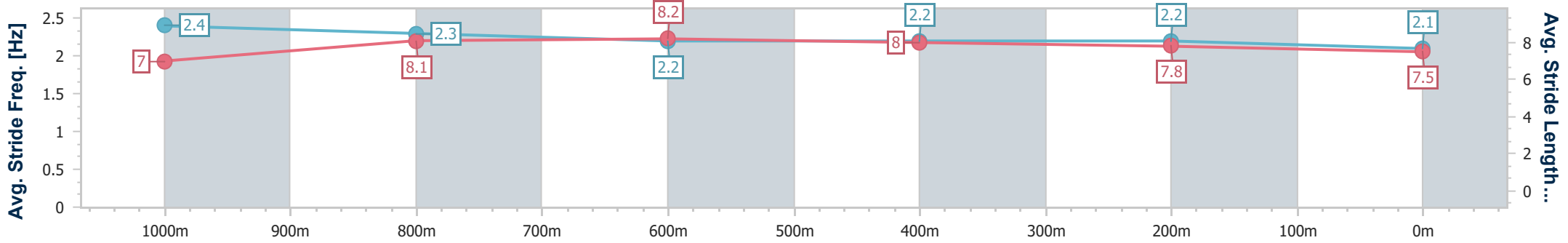
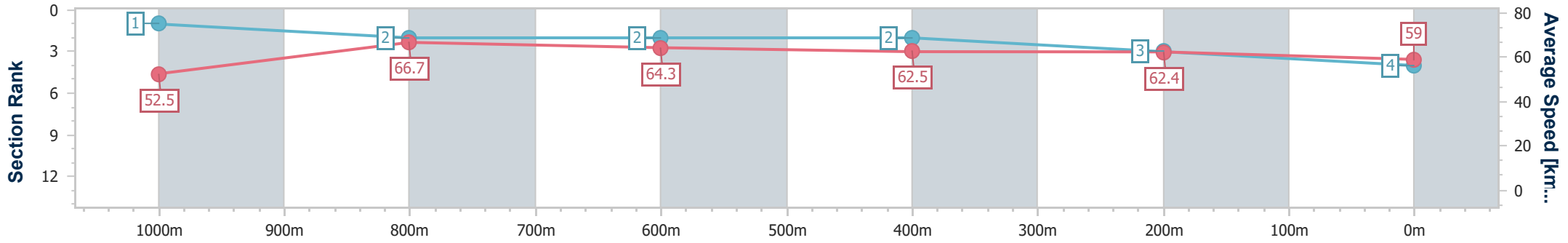
Horse/Jockey Name	Cool Macaw
Final Rank	4
Fastest Section Time (Section)	0:10.86 (1000m)
Top Speed [km/h] (Section)	67.9 (1000m)
Race State	Finished



Townsville QLD Professional
 Race 1: ERROL SEWELL - HONORARY LIFE MEMBER QTIS
 Three-Year-Old Maiden Handicap - 1200m
 28 November 2024 - 12:43
 Track Rating: Good 4, Weather: Fine, Rail Position: +6m 1000m-
 W/Post; +2m Remainder



Section	Overall	1000m	800m	600m	400m	200m								
Section Times	1:11.41 [4] (0:13.78)	0:57.63 [1] (0:10.86)	0:46.77 [2] (0:11.32)	0:35.45 [2] (0:11.62)	0:23.83 [2] (0:11.60)	0:12.23 [3] (0:12.23)								
Average Speed [km/h]	52.5	66.7	64.3	62.5	62.4	59.0								
Top Speed [km/h]	66.7	67.9	67.3	63.3	63.4	62.4								
Avg. Dist. to Rail [m]	7.6	1.8	1.7	2.2	3.6	5.6								
Avg. Stride Freq. [Hz]	2.4	2.3	2.2	2.2	2.2	2.1								
Avg. Stride Length [m]	7.0	8.1	8.2	8.0	7.8	7.5								



- [] Ranking at each section and finish
- .-.- No data available at this section
- NA No data available



Horse/Jockey Name	Love 'N' Vision
Final Rank	5
Fastest Section Time (Section)	0:10.85 (1000m)
Top Speed [km/h] (Section)	67.5 (1000m)
Race State	Finished



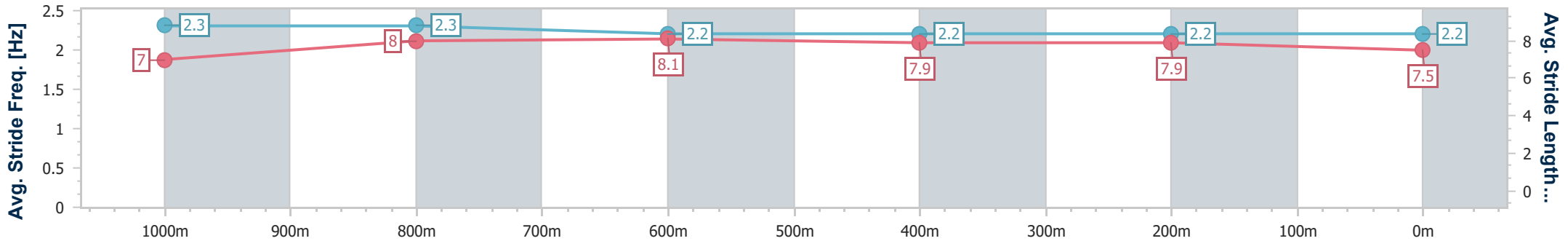
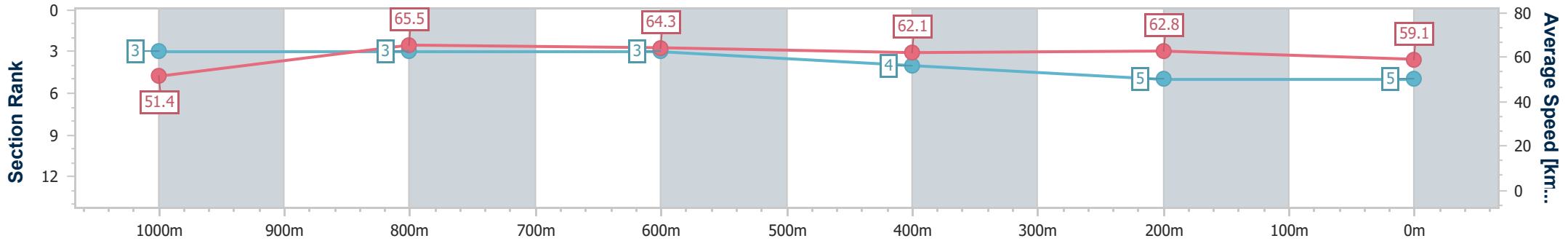
Townsville QLD Professional
 Race 1: ERROL SEWELL - HONORARY LIFE MEMBER QTIS
 Three-Year-Old Maiden Handicap - 1200m

28 November 2024 - 12:43

Track Rating: Good 4, Weather: Fine, Rail Position: +6m 1000m-
 W/Post; +2m Remainder



Section	Overall	1000m	800m	600m	400m	200m								
Section Times	1:11.41 [5] (0:13.93)	0:57.48 [3] (0:10.85)	0:46.63 [3] (0:11.19)	0:35.44 [3] (0:11.70)	0:23.74 [4] (0:11.55)	0:12.19 [5] (0:12.19)								
Average Speed [km/h]	51.4	65.5	64.3	62.1	62.8	59.1								
Top Speed [km/h]	64.2	67.5	67.2	63.5	63.5	61.9								
Avg. Dist. to Rail [m]	2.5	2.8	0.5	2.1	4.2	4.0								
Avg. Stride Freq. [Hz]	2.3	2.3	2.2	2.2	2.2	2.2								
Avg. Stride Length [m]	7.0	8.0	8.1	7.9	7.9	7.5								



- [] Ranking at each section and finish
- .-.- No data available at this section
- NA No data available



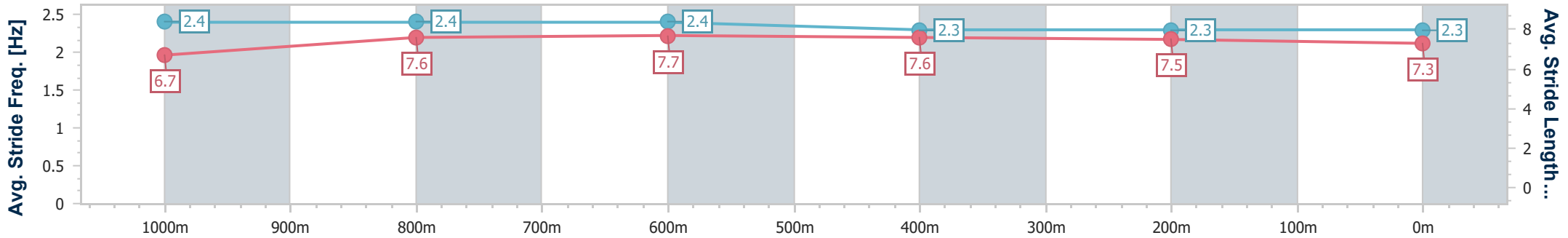
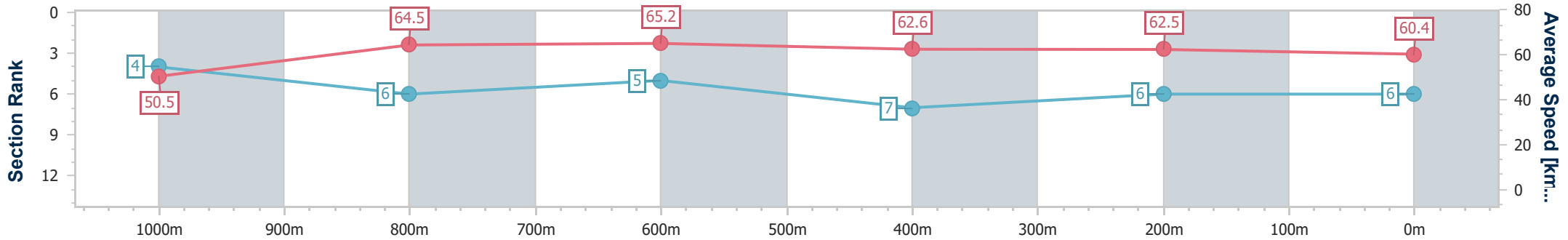
Horse/Jockey Name	Our Rosa Rossa
Final Rank	6
Fastest Section Time (Section)	0:11.03 (1000m)
Top Speed [km/h] (Section)	66.0 (1000m)
Race State	Finished



Townsville QLD Professional
Race 1: ERROL SEWELL - HONORARY LIFE MEMBER QTIS
Three-Year-Old Maiden Handicap - 1200m
 28 November 2024 - 12:43
 Track Rating: Good 4, Weather: Fine, Rail Position: +6m 1000m-
 W/Post; +2m Remainder



Section	Overall	1000m	800m	600m	400m	200m
Section Times	1:11.43 [6] (0:14.23)	0:57.20 [4] (0:11.03)	0:46.17 [6] (0:11.07)	0:35.10 [5] (0:11.59)	0:23.51 [7] (0:11.58)	0:11.93 [6] (0:11.93)
Average Speed [km/h]	50.5	64.5	65.2	62.6	62.5	60.4
Top Speed [km/h]	63.5	66.0	65.8	63.4	63.1	62.7
Avg. Dist. to Rail [m]	3.1	2.3	0.5	1.9	3.1	6.7
Avg. Stride Freq. [Hz]	2.4	2.4	2.4	2.3	2.3	2.3
Avg. Stride Length [m]	6.7	7.6	7.7	7.6	7.5	7.3



- [] Ranking at each section and finish
- .-.- No data available at this section
- NA No data available



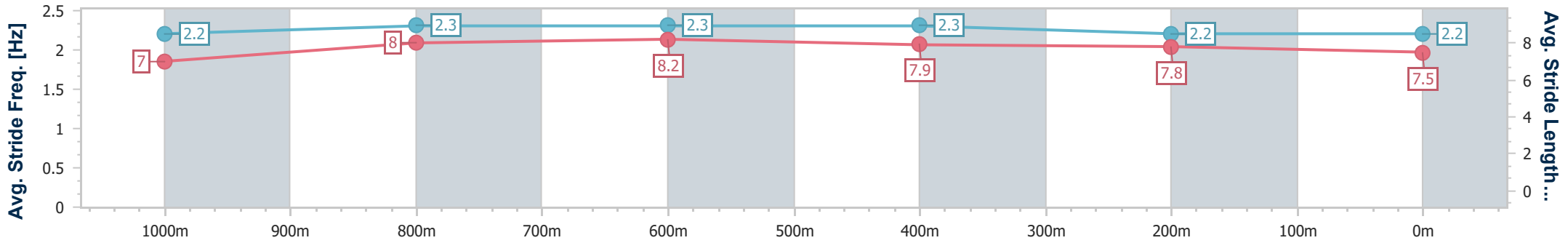
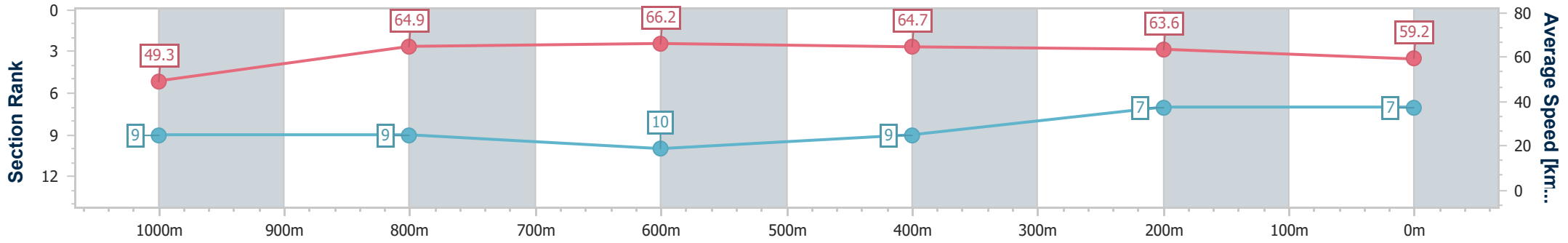
Horse/Jockey Name	The General Talks
Final Rank	7
Fastest Section Time (Section)	0:11.05 (1000m)
Top Speed [km/h] (Section)	67.9 (800m)
Race State	Finished



Townsville QLD Professional
 Race 1: ERROL SEWELL - HONORARY LIFE MEMBER QTIS
 Three-Year-Old Maiden Handicap - 1200m
 28 November 2024 - 12:43
 Track Rating: Good 4, Weather: Fine, Rail Position: +6m 1000m-
 W/Post; +2m Remainder



Section	Overall	1000m	800m	600m	400m	200m								
Section Times	1:11.76 [7] (0:14.62)	0:57.14 [9] (0:11.05)	0:46.09 [9] (0:11.05)	0:35.04 [10] (0:11.41)	0:23.63 [9] (0:11.46)	0:12.17 [7] (0:12.17)								
Average Speed [km/h]	49.3	64.9	66.2	64.7	63.6	59.2								
Top Speed [km/h]	62.6	66.6	67.9	65.7	64.9	62.3								
Avg. Dist. to Rail [m]	4.8	1.3	3.3	5.4	7.1	9.9								
Avg. Stride Freq. [Hz]	2.2	2.3	2.3	2.3	2.2	2.2								
Avg. Stride Length [m]	7.0	8.0	8.2	7.9	7.8	7.5								



- [] Ranking at each section and finish
- .-.- No data available at this section
- NA No data available



Horse/Jockey Name	Turn It Up Rosie
Final Rank	8
Fastest Section Time (Section)	0:10.97 (1000m)
Top Speed [km/h] (Section)	67.3 (1000m)
Race State	Finished



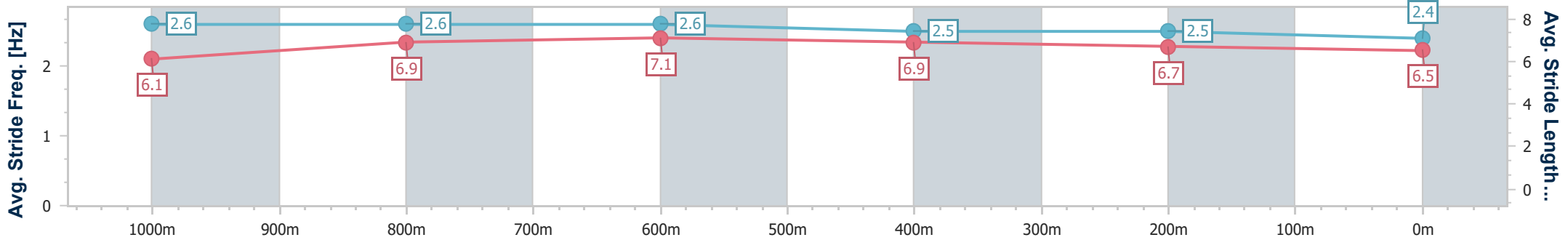
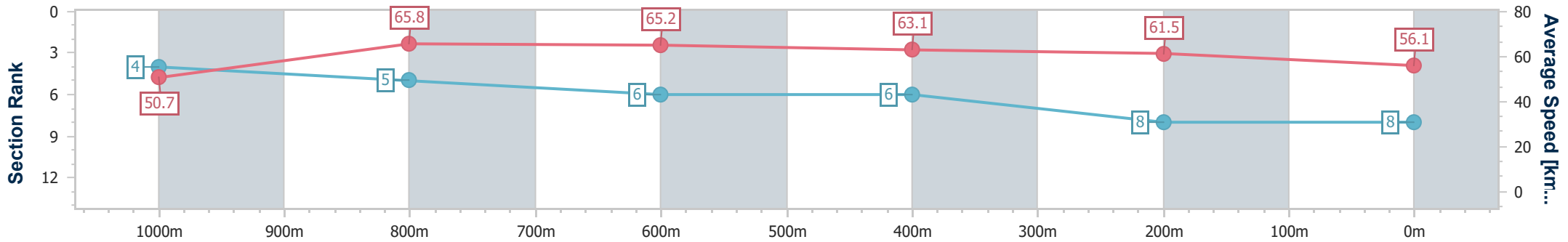
Townsville QLD Professional
 Race 1: ERROL SEWELL - HONORARY LIFE MEMBER QTIS
 Three-Year-Old Maiden Handicap - 1200m



28 November 2024 - 12:43

Track Rating: Good 4, Weather: Fine, Rail Position: +6m 1000m-
 W/Post; +2m Remainder

Section	Overall	1000m	800m	600m	400m	200m								
Section Times	1:12.53 [8] (0:14.23)	0:58.30 [4] (0:10.97)	0:47.33 [5] (0:11.13)	0:36.20 [6] (0:11.55)	0:24.65 [6] (0:11.79)	0:12.86 [8] (0:12.86)								
Average Speed [km/h]	50.7	65.8	65.2	63.1	61.5	56.1								
Top Speed [km/h]	65.8	67.3	66.6	63.9	62.6	60.1								
Avg. Dist. to Rail [m]	6.4	1.2	1.6	2.4	4.9	6.5								
Avg. Stride Freq. [Hz]	2.6	2.6	2.6	2.5	2.5	2.4								
Avg. Stride Length [m]	6.1	6.9	7.1	6.9	6.7	6.5								



- [] Ranking at each section and finish
- .-.- No data available at this section
- NA No data available



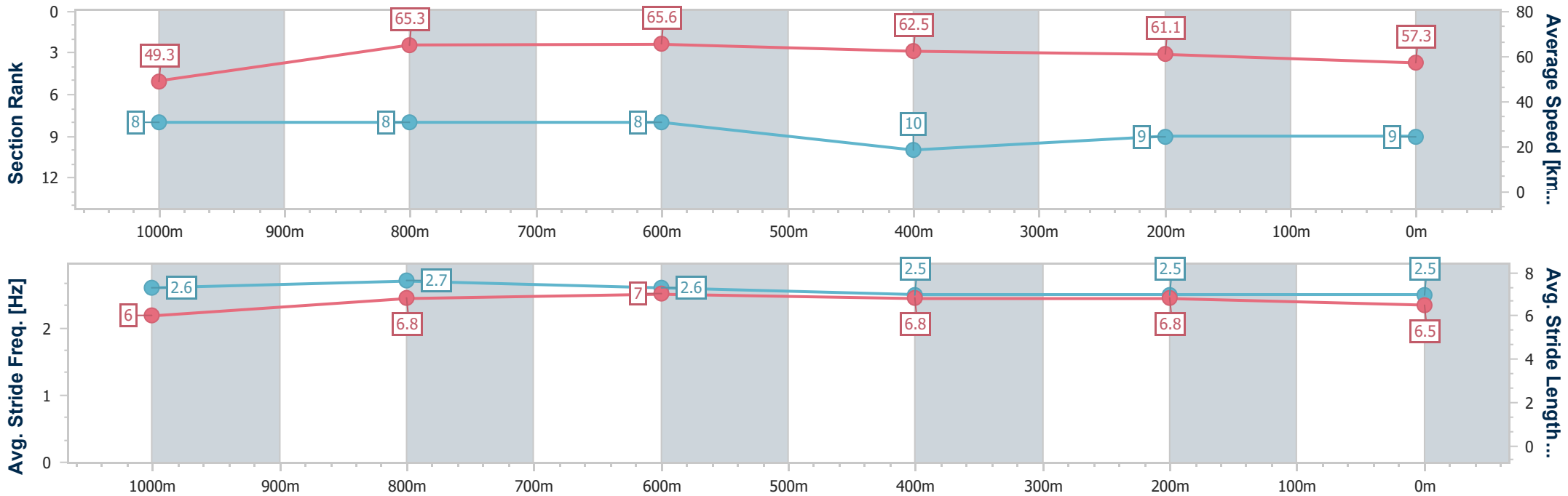
Horse/Jockey Name	Pardon The Purr
Final Rank	9
Fastest Section Time (Section)	0:10.86 (1000m)
Top Speed [km/h] (Section)	66.9 (800m)
Race State	Finished



Townsville QLD Professional
Race 1: ERROL SEWELL - HONORARY LIFE MEMBER QTIS
Three-Year-Old Maiden Handicap - 1200m
 28 November 2024 - 12:43
 Track Rating: Good 4, Weather: Fine, Rail Position: +6m 1000m-
 W/Post; +2m Remainder



Section	Overall	1000m	800m	600m	400m	200m							
Section Times	1:12.58 [9] (0:14.57)	0:58.01 [8] (0:10.86)	0:47.15 [8] (0:11.01)	0:36.14 [8] (0:11.69)	0:24.45 [10] (0:11.86)	0:12.59 [9] (0:12.59)							
Average Speed [km/h]	49.3	65.3	65.6	62.5	61.1	57.3							
Top Speed [km/h]	63.8	66.0	66.9	64.2	64.2	60.2							
Avg. Dist. to Rail [m]	3.9	2.9	1.0	3.2	4.8	5.4							
Avg. Stride Freq. [Hz]	2.6	2.7	2.6	2.5	2.5	2.5							
Avg. Stride Length [m]	6.0	6.8	7.0	6.8	6.8	6.5							



- [] Ranking at each section and finish
- .-.- No data available at this section
- NA No data available



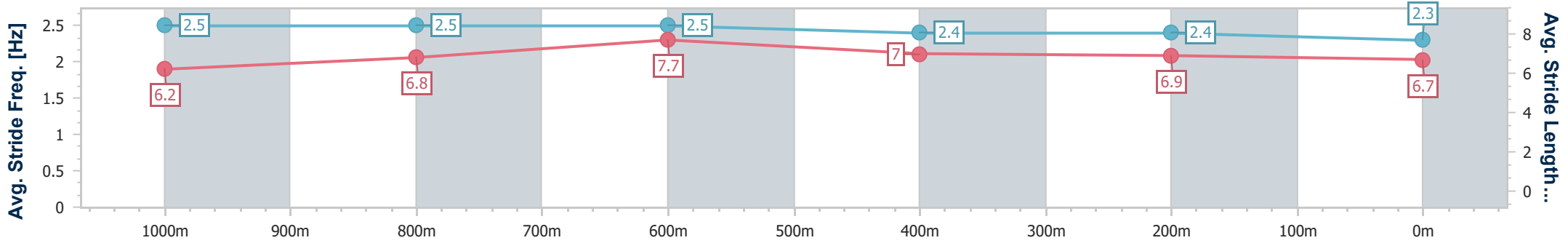
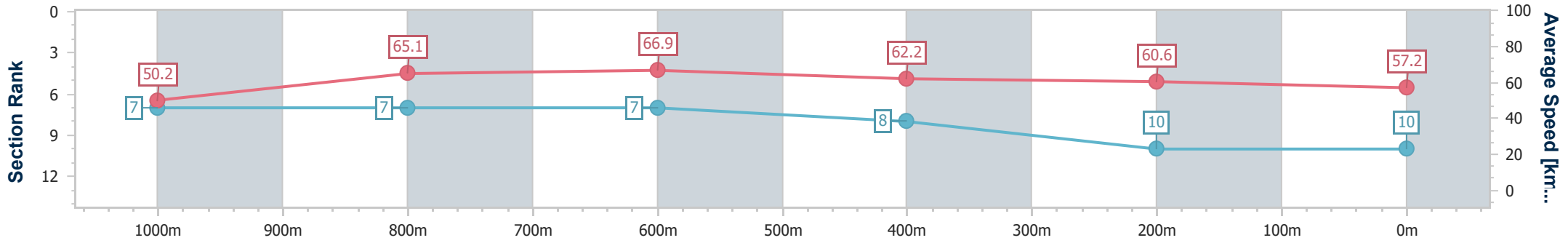
Horse/Jockey Name	Not Worth It
Final Rank	10
Fastest Section Time (Section)	0:10.97 (800m)
Top Speed [km/h] (Section)	83.6 (800m)
Race State	Finished



Townsville QLD Professional
Race 1: ERROL SEWELL - HONORARY LIFE MEMBER QTIS
Three-Year-Old Maiden Handicap - 1200m
 28 November 2024 - 12:43
 Track Rating: Good 4, Weather: Fine, Rail Position: +6m 1000m-
 W/Post; +2m Remainder



Section	Overall	1000m	800m	600m	400m	200m							
Section Times	1:12.67 [10] (0:14.38)	0:58.29 [7] (0:11.02)	0:47.27 [7] (0:10.97)	0:36.30 [7] (0:11.65)	0:24.65 [8] (0:12.04)	0:12.61 [10] (0:12.61)							
Average Speed [km/h]	50.2	65.1	66.9	62.2	60.6	57.2							
Top Speed [km/h]	62.7	66.0	83.6	68.3	62.7	61.0							
Avg. Dist. to Rail [m]	4.5	1.3	2.1	3.5	8.9	10.5							
Avg. Stride Freq. [Hz]	2.5	2.5	2.5	2.4	2.4	2.3							
Avg. Stride Length [m]	6.2	6.8	7.7	7.0	6.9	6.7							



- [] Ranking at each section and finish
- .-.- No data available at this section
- NA No data available