



Townsville QLD Professional

Race 1: ERROL SEWELL - HONORARY LIFE MEMBER QTIS Three-Year-Old Maiden Handicap - 1200m

28 November 2024 - 12:43



Track Rating: Good 4, Weather: Fine, Rail Position: +6m 1000m-W/Post; +2m Remainder

Section		Overall	1000m	800m	600m	400m	200m	Last 600m					
Field Times		1:11.03 (0:13.78)	0:57.25 (0:10.66)	0:46.59 (0:11.40)	0:35.19 (0:11.69)	0:23.50 (0:11.42)	0:12.08 (0:12.08)	0:35.19					
Rank	TAB Horse/Jockey	Barrier	Top Speed [km/h]	Fastest Section	Margin	Distance Travelled [m]							
1	1 CARE TAKER Ashley Butler	3	68.0 1000m	0:10.75 1000m	1:11.03 [1] (0:14.23)	0:56.80 [6] (0:10.75)	0:46.05 [4] (0:11.06)	0:34.99 [4] (0:11.55)	0:23.44 [3] (0:11.36)	0:12.08 [1] (0:12.08)	1:11.03	0:34.99	
2	6 BELMONT PARK Micheal McDonald	10	68.2 800m	0:10.91 800m	1:11.18 [2] (0:14.68)	0:56.50 [10] (0:11.04)	0:45.46 [10] (0:10.91)	0:34.55 [9] (0:11.22)	0:23.33 [5] (0:11.36)	0:11.97 [4] (0:11.97)	0.89L	0:34.55	+0
3	3 CHOCMINT Nathan Thomas	5	68.8 1000m	0:10.63 1000m	1:11.32 [3] (0:13.81)	0:57.51 [2] (0:10.63)	0:46.88 [1] (0:11.40)	0:35.48 [1] (0:11.69)	0:23.79 [1] (0:11.53)	0:12.26 [2] (0:12.26)	1.71L	0:35.48	-3
4	4 COOL MACAW Jackson Murphy	7	67.9 1000m	0:10.86 1000m	1:11.41 [4] (0:13.78)	0:57.63 [1] (0:10.86)	0:46.77 [2] (0:11.32)	0:35.45 [2] (0:11.62)	0:23.83 [2] (0:11.60)	0:12.23 [3] (0:12.23)	2.23L	0:35.45	+0
5	11 LOVE 'N' VISION Lacey Morrison	1	67.5 1000m	0:10.85 1000m	1:11.41 [5] (0:13.93)	0:57.48 [3] (0:10.85)	0:46.63 [3] (0:11.19)	0:35.44 [3] (0:11.70)	0:23.74 [4] (0:11.55)	0:12.19 [5] (0:12.19)	2.24L	0:35.44	-7
6	12 OUR ROSA ROSSA Olivia Kendal	2	66.0 1000m	0:11.03 1000m	1:11.43 [6] (0:14.23)	0:57.20 [4] (0:11.03)	0:46.17 [6] (0:11.07)	0:35.10 [5] (0:11.59)	0:23.51 [7] (0:11.58)	0:11.93 [6] (0:11.93)	2.37L	0:35.10	-7
7	8 THE GENERAL TALKS Adam Sewell	8	67.9 800m	0:11.05 1000m	1:11.76 [7] (0:14.62)	0:57.14 [9] (0:11.05)	0:46.09 [9] (0:11.05)	0:35.04 [10] (0:11.41)	0:23.63 [9] (0:11.46)	0:12.17 [7] (0:12.17)	4.31L	0:35.04	+3
8	10 TURN IT UP ROSIE Tyler Leslight	9	67.3 1000m	0:10.97 1000m	1:12.53 [8] (0:14.23)	0:58.30 [4] (0:10.97)	0:47.33 [5] (0:11.13)	0:36.20 [6] (0:11.55)	0:24.65 [6] (0:11.79)	0:12.86 [8] (0:12.86)	8.82L	0:36.20	-1
9	9 PARDON THE PURR Pietro Romeo	4	66.9 800m	0:10.86 1000m	1:12.58 [9] (0:14.57)	0:58.01 [8] (0:10.86)	0:47.15 [8] (0:11.01)	0:36.14 [8] (0:11.69)	0:24.45 [10] (0:11.86)	0:12.59 [9] (0:12.59)	9.14L	0:36.14	-5
10	2 NOT WORTH IT Chris Whiteley	6	83.6 800m	0:10.97 800m	1:12.67 [10] (0:14.38)	0:58.29 [7] (0:11.02)	0:47.27 [7] (0:10.97)	0:36.30 [7] (0:11.65)	0:24.65 [8] (0:12.04)	0:12.61 [10] (0:12.61)	9.66L	0:36.30	+1

Scratched: The Judging Saint (#7), Take A Dive (#5), Little Iffy (#13)



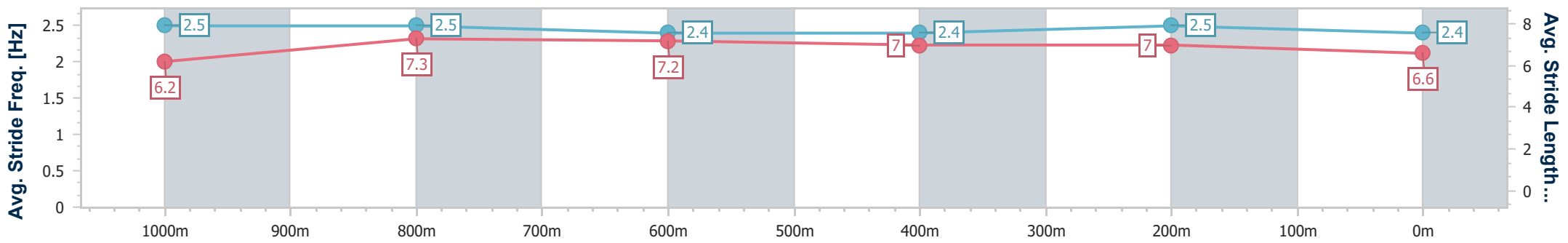
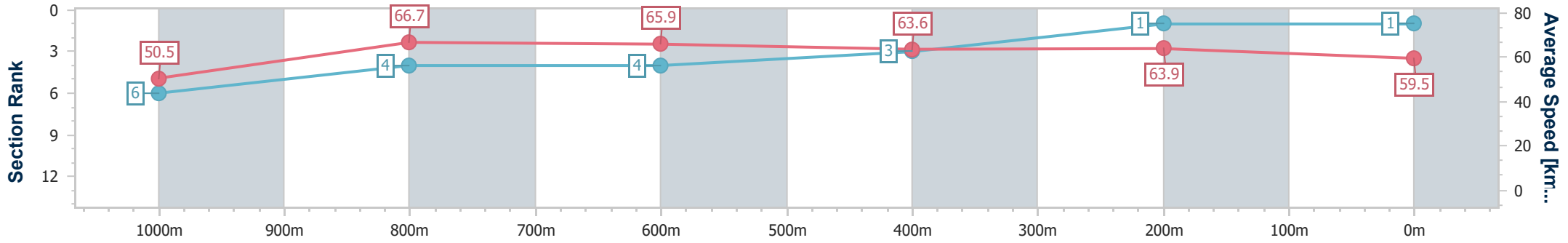
Horse/Jockey Name	Care Taker
Final Rank	1
Fastest Section Time (Section)	0:10.75 (1000m)
Top Speed [km/h] (Section)	68.0 (1000m)
Race State	Finished



Townsville QLD Professional
Race 1: ERROL SEWELL - HONORARY LIFE MEMBER QTIS
Three-Year-Old Maiden Handicap - 1200m
 28 November 2024 - 12:43
 Track Rating: Good 4, Weather: Fine, Rail Position: +6m 1000m-
 W/Post; +2m Remainder



Section	Overall	1000m	800m	600m	400m	200m								
Section Times	1:11.03 [1] (0:14.23)	0:56.80 [6] (0:10.75)	0:46.05 [4] (0:11.06)	0:34.99 [4] (0:11.55)	0:23.44 [3] (0:11.36)	0:12.08 [1] (0:12.08)								
Average Speed [km/h]	50.5	66.7	65.9	63.6	63.9	59.5								
Top Speed [km/h]	65.7	68.0	67.9	64.6	64.9	61.8								
Avg. Dist. to Rail [m]	3.3	1.5	2.4	4.2	4.8	2.3								
Avg. Stride Freq. [Hz]	2.5	2.5	2.4	2.4	2.5	2.4								
Avg. Stride Length [m]	6.2	7.3	7.2	7.0	7.0	6.6								



- [] Ranking at each section and finish
- .-.- No data available at this section
- NA No data available



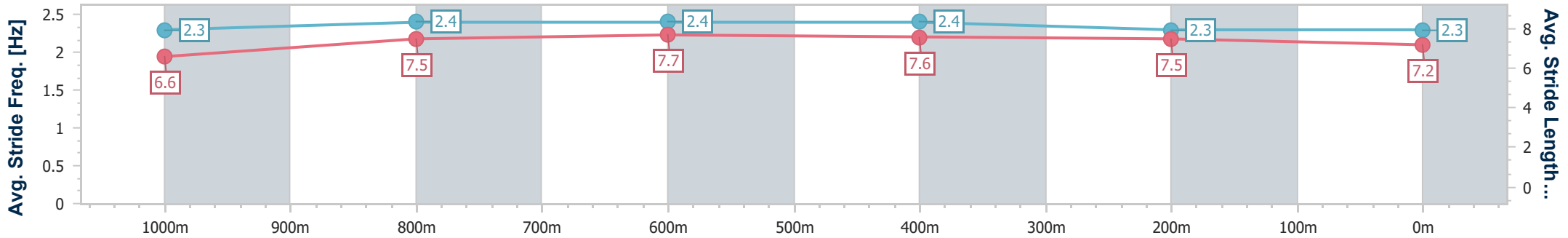
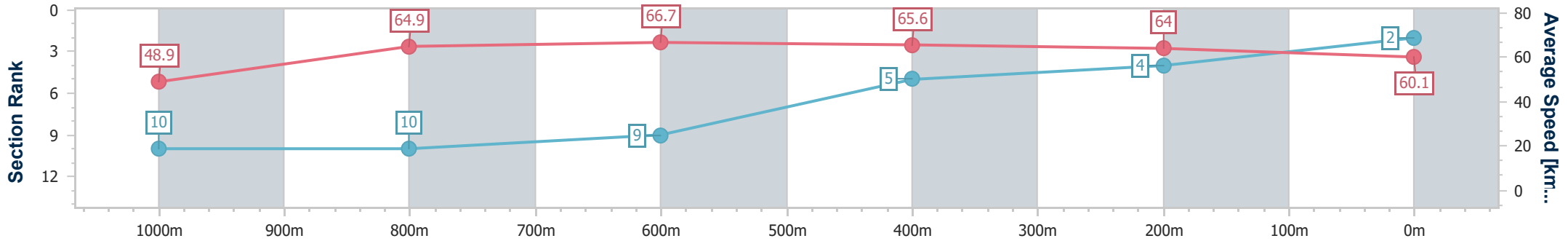
Horse/Jockey Name	Belmont Park
Final Rank	2
Fastest Section Time (Section)	0:10.91 (800m)
Top Speed [km/h] (Section)	68.2 (800m)
Race State	Finished



Townsville QLD Professional
 Race 1: ERROL SEWELL - HONORARY LIFE MEMBER QTIS
 Three-Year-Old Maiden Handicap - 1200m
 28 November 2024 - 12:43
 Track Rating: Good 4, Weather: Fine, Rail Position: +6m 1000m-
 W/Post; +2m Remainder



Section	Overall	1000m	800m	600m	400m	200m
Section Times	1:11.18 [2] (0:14.68)	0:56.50 [10] (0:11.04)	0:45.46 [10] (0:10.91)	0:34.55 [9] (0:11.22)	0:23.33 [5] (0:11.36)	0:11.97 [4] (0:11.97)
Average Speed [km/h]	48.9	64.9	66.7	65.6	64.0	60.1
Top Speed [km/h]	64.0	66.0	68.2	68.0	65.0	62.6
Avg. Dist. to Rail [m]	6.8	1.2	1.9	4.5	7.0	7.7
Avg. Stride Freq. [Hz]	2.3	2.4	2.4	2.4	2.3	2.3
Avg. Stride Length [m]	6.6	7.5	7.7	7.6	7.5	7.2



- [] Ranking at each section and finish
- .-.- No data available at this section
- NA No data available



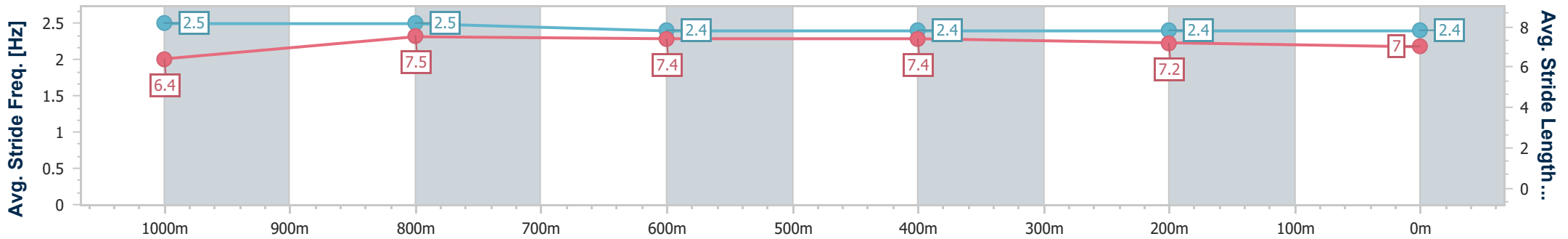
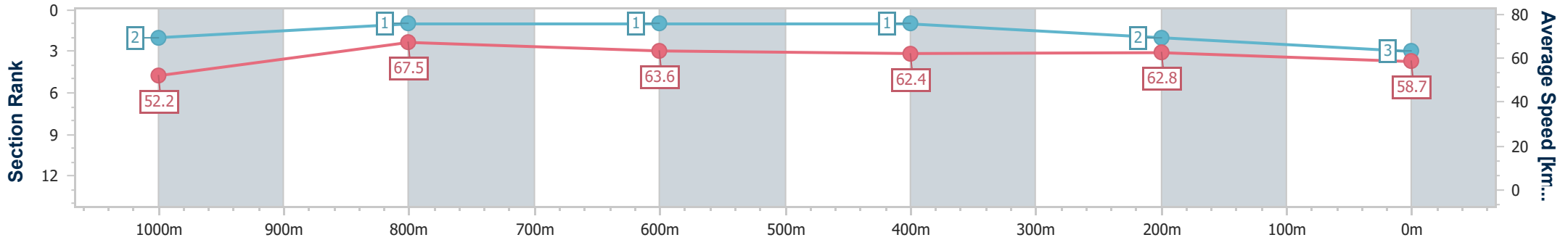
Horse/Jockey Name	Chocmint
Final Rank	3
Fastest Section Time (Section)	0:10.63 (1000m)
Top Speed [km/h] (Section)	68.8 (1000m)
Race State	Finished



Townsville QLD Professional
 Race 1: ERROL SEWELL - HONORARY LIFE MEMBER QTIS
 Three-Year-Old Maiden Handicap - 1200m
 28 November 2024 - 12:43
 Track Rating: Good 4, Weather: Fine, Rail Position: +6m 1000m-
 W/Post; +2m Remainder



Section	Overall	1000m	800m	600m	400m	200m
Section Times	1:11.32 [3] (0:13.81)	0:57.51 [2] (0:10.63)	0:46.88 [1] (0:11.40)	0:35.48 [1] (0:11.69)	0:23.79 [1] (0:11.53)	0:12.26 [2] (0:12.26)
Average Speed [km/h]	52.2	67.5	63.6	62.4	62.8	58.7
Top Speed [km/h]	66.4	68.8	66.1	63.5	63.5	62.2
Avg. Dist. to Rail [m]	4.0	1.1	1.8	2.7	3.0	4.1
Avg. Stride Freq. [Hz]	2.5	2.5	2.4	2.4	2.4	2.4
Avg. Stride Length [m]	6.4	7.5	7.4	7.4	7.2	7.0



- [] Ranking at each section and finish
- .-.- No data available at this section
- NA No data available



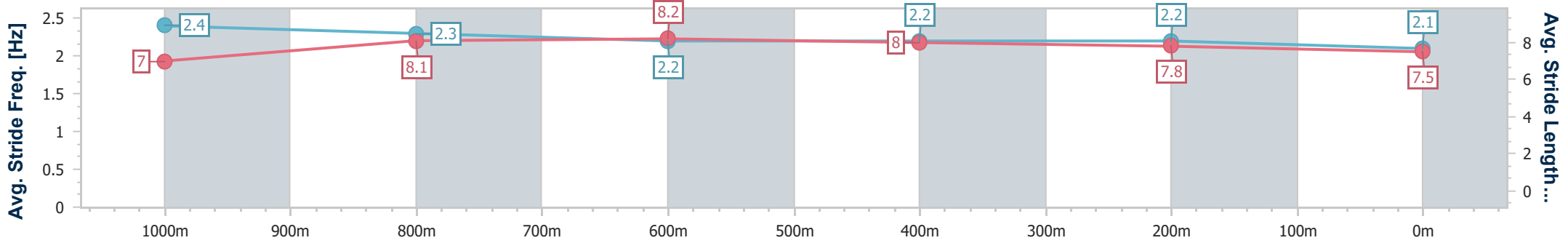
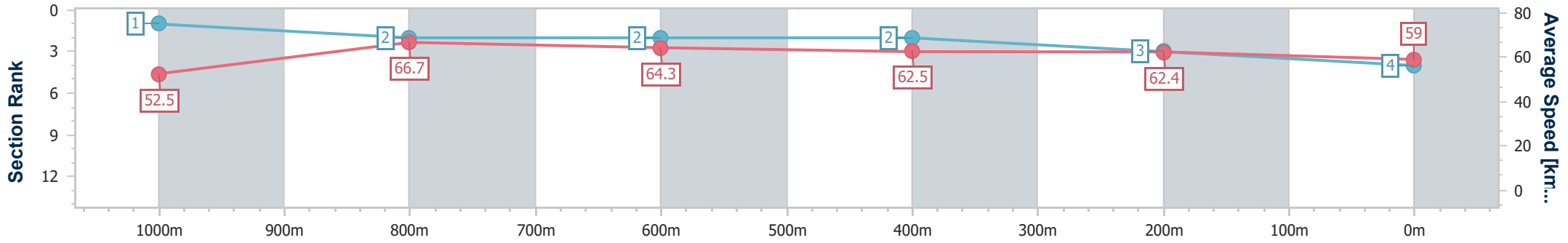
Horse/Jockey Name	Cool Macaw
Final Rank	4
Fastest Section Time (Section)	0:10.86 (1000m)
Top Speed [km/h] (Section)	67.9 (1000m)
Race State	Finished



Townsville QLD Professional
 Race 1: ERROL SEWELL - HONORARY LIFE MEMBER QTIS
 Three-Year-Old Maiden Handicap - 1200m
 28 November 2024 - 12:43
 Track Rating: Good 4, Weather: Fine, Rail Position: +6m 1000m-
 W/Post; +2m Remainder



Section	Overall	1000m	800m	600m	400m	200m								
Section Times	1:11.41 [4] (0:13.78)	0:57.63 [1] (0:10.86)	0:46.77 [2] (0:11.32)	0:35.45 [2] (0:11.62)	0:23.83 [2] (0:11.60)	0:12.23 [3] (0:12.23)								
Average Speed [km/h]	52.5	66.7	64.3	62.5	62.4	59.0								
Top Speed [km/h]	66.7	67.9	67.3	63.3	63.4	62.4								
Avg. Dist. to Rail [m]	7.6	1.8	1.7	2.2	3.6	5.6								
Avg. Stride Freq. [Hz]	2.4	2.3	2.2	2.2	2.2	2.1								
Avg. Stride Length [m]	7.0	8.1	8.2	8.0	7.8	7.5								



- [] Ranking at each section and finish
- .-.- No data available at this section
- NA No data available



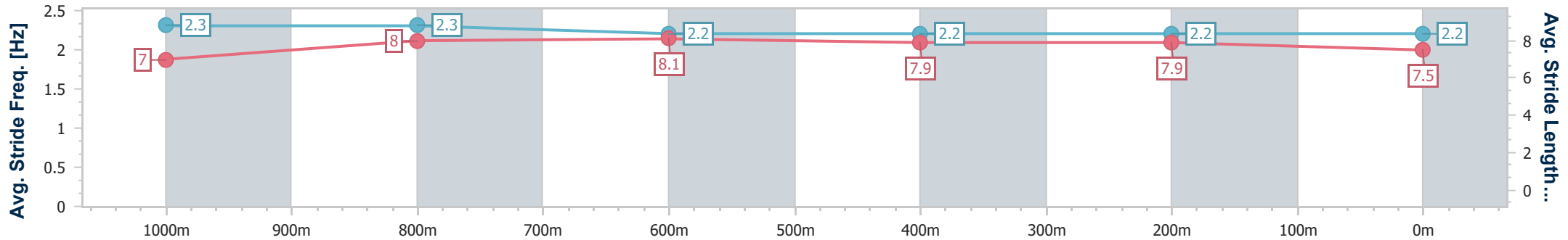
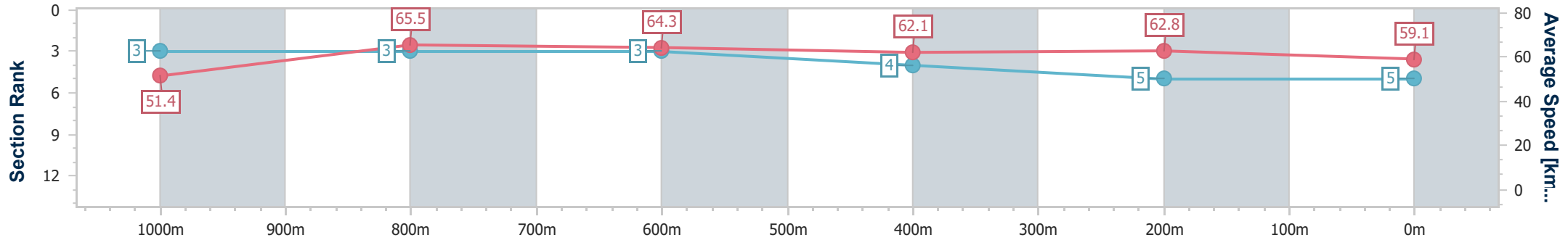
Horse/Jockey Name	Love 'N' Vision
Final Rank	5
Fastest Section Time (Section)	0:10.85 (1000m)
Top Speed [km/h] (Section)	67.5 (1000m)
Race State	Finished



Townsville QLD Professional
 Race 1: ERROL SEWELL - HONORARY LIFE MEMBER QTIS
 Three-Year-Old Maiden Handicap - 1200m
 28 November 2024 - 12:43
 Track Rating: Good 4, Weather: Fine, Rail Position: +6m 1000m-
 W/Post; +2m Remainder



Section	Overall	1000m	800m	600m	400m	200m
Section Times	1:11.41 [5] (0:13.93)	0:57.48 [3] (0:10.85)	0:46.63 [3] (0:11.19)	0:35.44 [3] (0:11.70)	0:23.74 [4] (0:11.55)	0:12.19 [5] (0:12.19)
Average Speed [km/h]	51.4	65.5	64.3	62.1	62.8	59.1
Top Speed [km/h]	64.2	67.5	67.2	63.5	63.5	61.9
Avg. Dist. to Rail [m]	2.5	2.8	0.5	2.1	4.2	4.0
Avg. Stride Freq. [Hz]	2.3	2.3	2.2	2.2	2.2	2.2
Avg. Stride Length [m]	7.0	8.0	8.1	7.9	7.9	7.5



- [] Ranking at each section and finish
- .-.- No data available at this section
- NA No data available



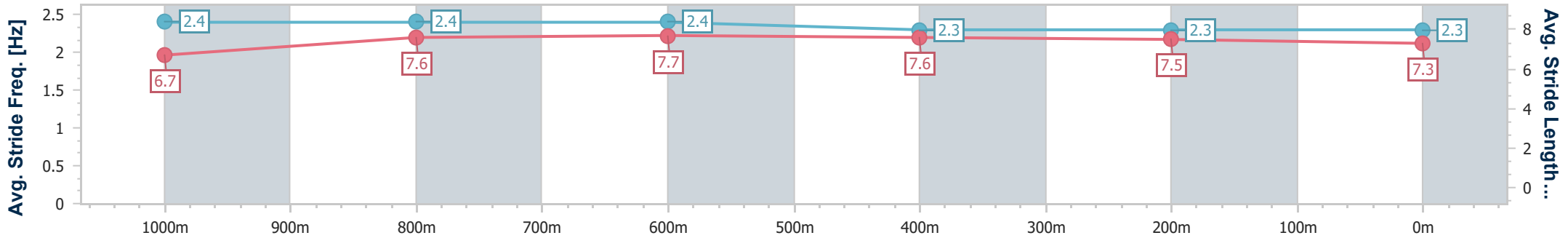
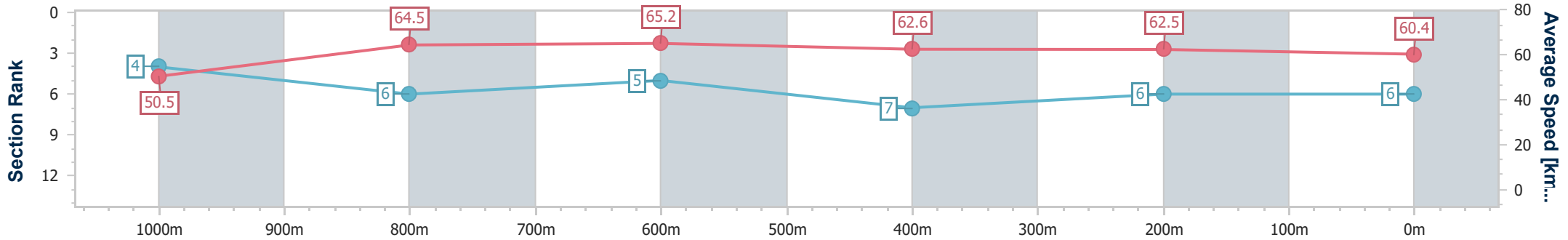
Horse/Jockey Name	Our Rosa Rossa
Final Rank	6
Fastest Section Time (Section)	0:11.03 (1000m)
Top Speed [km/h] (Section)	66.0 (1000m)
Race State	Finished



Townsville QLD Professional
 Race 1: ERROL SEWELL - HONORARY LIFE MEMBER QTIS
 Three-Year-Old Maiden Handicap - 1200m
 28 November 2024 - 12:43
 Track Rating: Good 4, Weather: Fine, Rail Position: +6m 1000m-
 W/Post; +2m Remainder



Section	Overall	1000m	800m	600m	400m	200m
Section Times	1:11.43 [6] (0:14.23)	0:57.20 [4] (0:11.03)	0:46.17 [6] (0:11.07)	0:35.10 [5] (0:11.59)	0:23.51 [7] (0:11.58)	0:11.93 [6] (0:11.93)
Average Speed [km/h]	50.5	64.5	65.2	62.6	62.5	60.4
Top Speed [km/h]	63.5	66.0	65.8	63.4	63.1	62.7
Avg. Dist. to Rail [m]	3.1	2.3	0.5	1.9	3.1	6.7
Avg. Stride Freq. [Hz]	2.4	2.4	2.4	2.3	2.3	2.3
Avg. Stride Length [m]	6.7	7.6	7.7	7.6	7.5	7.3



- [] Ranking at each section and finish
- .-.- No data available at this section
- NA No data available



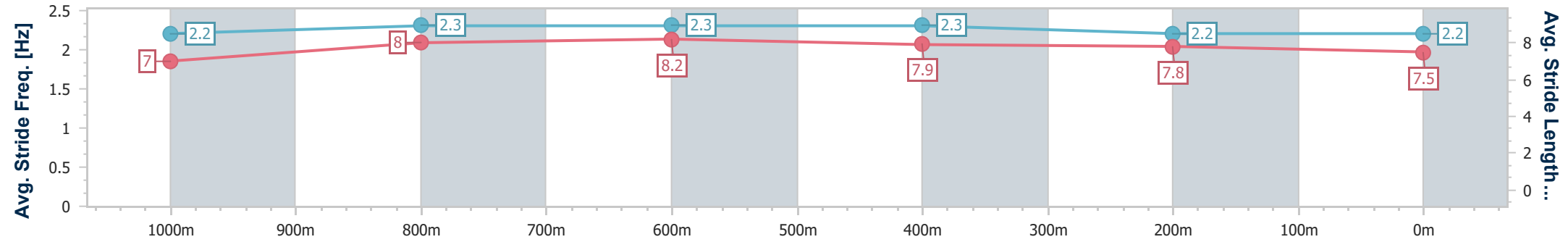
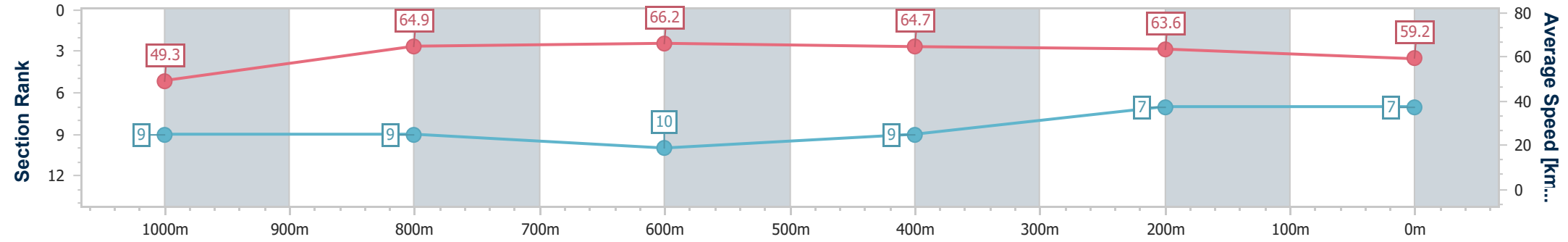
Horse/Jockey Name	The General Talks
Final Rank	7
Fastest Section Time (Section)	0:11.05 (1000m)
Top Speed [km/h] (Section)	67.9 (800m)
Race State	Finished



Townsville QLD Professional
Race 1: ERROL SEWELL - HONORARY LIFE MEMBER QTIS
Three-Year-Old Maiden Handicap - 1200m
 28 November 2024 - 12:43
 Track Rating: Good 4, Weather: Fine, Rail Position: +6m 1000m-
 W/Post; +2m Remainder



Section	Overall	1000m	800m	600m	400m	200m								
Section Times	1:11.76 [7] (0:14.62)	0:57.14 [9] (0:11.05)	0:46.09 [9] (0:11.05)	0:35.04 [10] (0:11.41)	0:23.63 [9] (0:11.46)	0:12.17 [7] (0:12.17)								
Average Speed [km/h]	49.3	64.9	66.2	64.7	63.6	59.2								
Top Speed [km/h]	62.6	66.6	67.9	65.7	64.9	62.3								
Avg. Dist. to Rail [m]	4.8	1.3	3.3	5.4	7.1	9.9								
Avg. Stride Freq. [Hz]	2.2	2.3	2.3	2.3	2.2	2.2								
Avg. Stride Length [m]	7.0	8.0	8.2	7.9	7.8	7.5								



- [] Ranking at each section and finish
- .-.- No data available at this section
- NA No data available



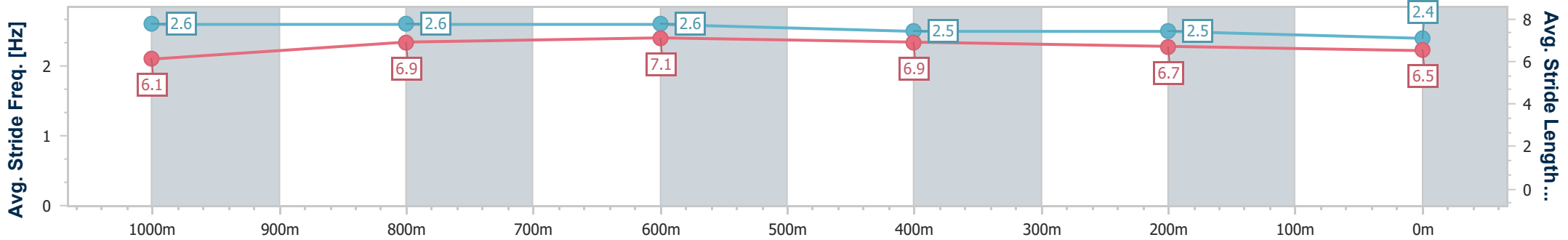
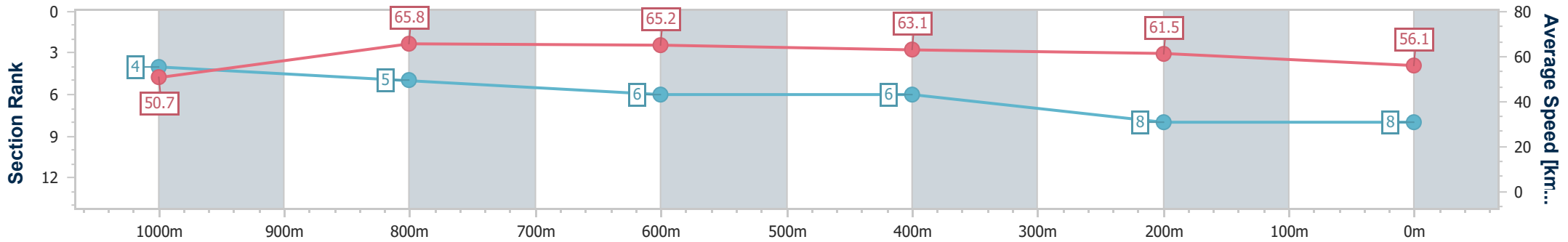
Horse/Jockey Name	Turn It Up Rosie
Final Rank	8
Fastest Section Time (Section)	0:10.97 (1000m)
Top Speed [km/h] (Section)	67.3 (1000m)
Race State	Finished



Townsville QLD Professional
 Race 1: ERROL SEWELL - HONORARY LIFE MEMBER QTIS
 Three-Year-Old Maiden Handicap - 1200m
 28 November 2024 - 12:43
 Track Rating: Good 4, Weather: Fine, Rail Position: +6m 1000m-
 W/Post; +2m Remainder



Section	Overall	1000m	800m	600m	400m	200m								
Section Times	1:12.53 [8] (0:14.23)	0:58.30 [4] (0:10.97)	0:47.33 [5] (0:11.13)	0:36.20 [6] (0:11.55)	0:24.65 [6] (0:11.79)	0:12.86 [8] (0:12.86)								
Average Speed [km/h]	50.7	65.8	65.2	63.1	61.5	56.1								
Top Speed [km/h]	65.8	67.3	66.6	63.9	62.6	60.1								
Avg. Dist. to Rail [m]	6.4	1.2	1.6	2.4	4.9	6.5								
Avg. Stride Freq. [Hz]	2.6	2.6	2.6	2.5	2.5	2.4								
Avg. Stride Length [m]	6.1	6.9	7.1	6.9	6.7	6.5								



- [] Ranking at each section and finish
- .-.- No data available at this section
- NA No data available



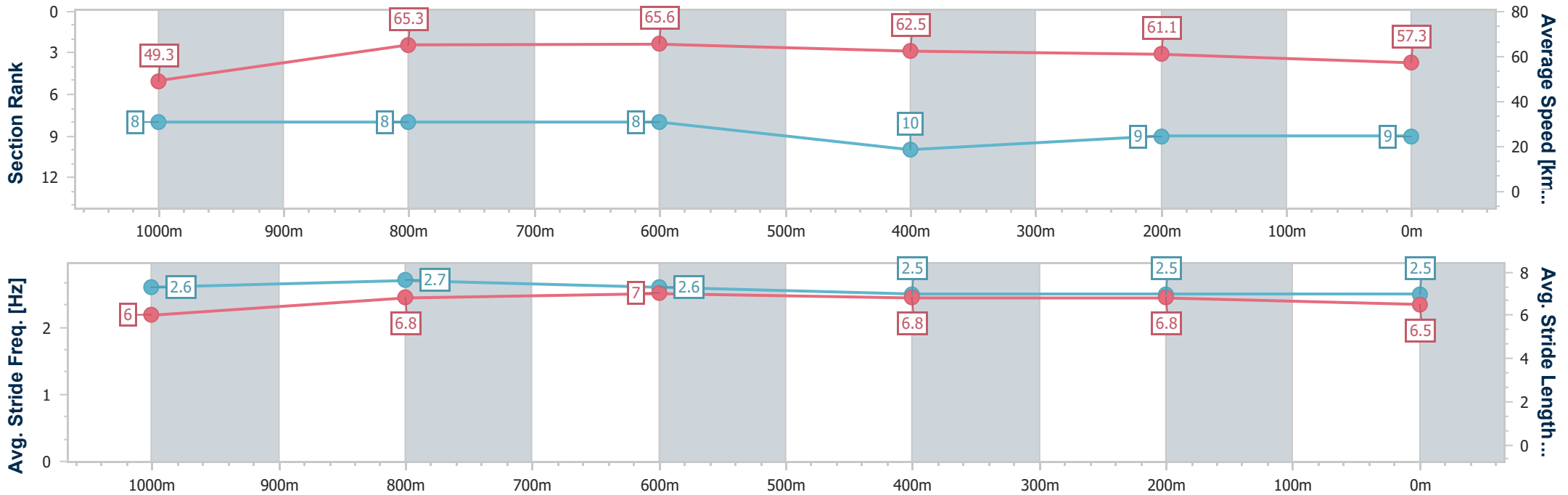
Horse/Jockey Name	Pardon The Purr
Final Rank	9
Fastest Section Time (Section)	0:10.86 (1000m)
Top Speed [km/h] (Section)	66.9 (800m)
Race State	Finished



Townsville QLD Professional
 Race 1: ERROL SEWELL - HONORARY LIFE MEMBER QTIS
 Three-Year-Old Maiden Handicap - 1200m
 28 November 2024 - 12:43
 Track Rating: Good 4, Weather: Fine, Rail Position: +6m 1000m-
 W/Post; +2m Remainder



Section	Overall	1000m	800m	600m	400m	200m								
Section Times	1:12.58 [9] (0:14.57)	0:58.01 [8] (0:10.86)	0:47.15 [8] (0:11.01)	0:36.14 [8] (0:11.69)	0:24.45 [10] (0:11.86)	0:12.59 [9] (0:12.59)								
Average Speed [km/h]	49.3	65.3	65.6	62.5	61.1	57.3								
Top Speed [km/h]	63.8	66.0	66.9	64.2	64.2	60.2								
Avg. Dist. to Rail [m]	3.9	2.9	1.0	3.2	4.8	5.4								
Avg. Stride Freq. [Hz]	2.6	2.7	2.6	2.5	2.5	2.5								
Avg. Stride Length [m]	6.0	6.8	7.0	6.8	6.8	6.5								



- [] Ranking at each section and finish
- .-.- No data available at this section
- NA No data available



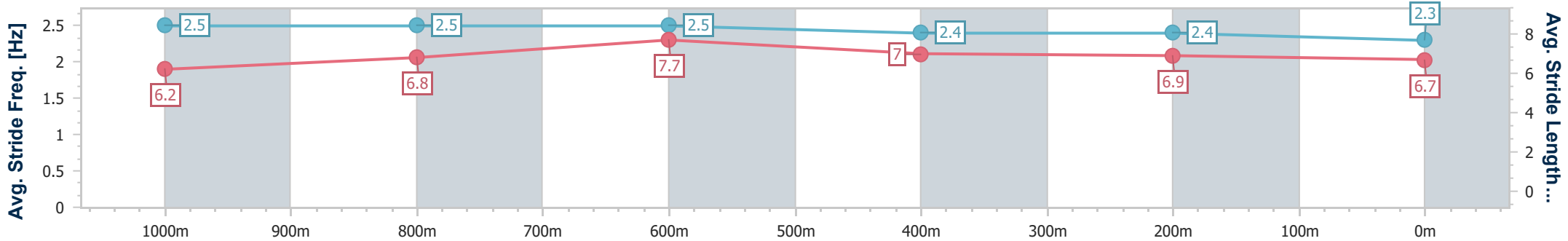
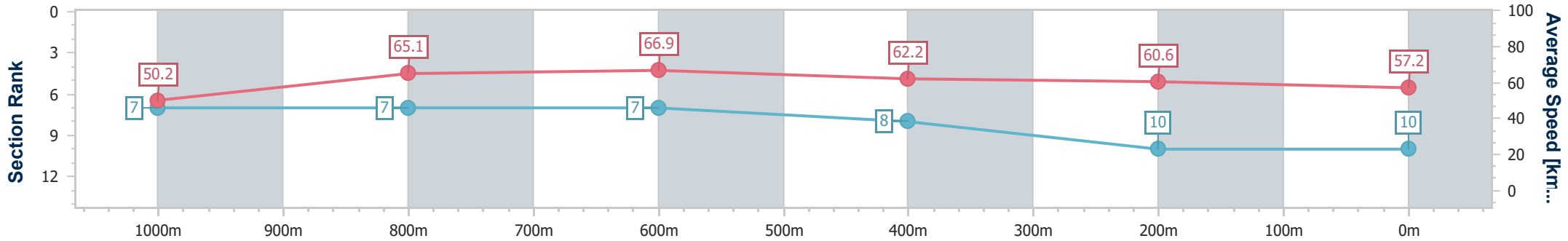
Horse/Jockey Name	Not Worth It
Final Rank	10
Fastest Section Time (Section)	0:10.97 (800m)
Top Speed [km/h] (Section)	83.6 (800m)
Race State	Finished



Townsville QLD Professional
Race 1: ERROL SEWELL - HONORARY LIFE MEMBER QTIS
Three-Year-Old Maiden Handicap - 1200m
 28 November 2024 - 12:43
 Track Rating: Good 4, Weather: Fine, Rail Position: +6m 1000m-
 W/Post; +2m Remainder



Section	Overall	1000m	800m	600m	400m	200m								
Section Times	1:12.67 [10] (0:14.38)	0:58.29 [7] (0:11.02)	0:47.27 [7] (0:10.97)	0:36.30 [7] (0:11.65)	0:24.65 [8] (0:12.04)	0:12.61 [10] (0:12.61)								
Average Speed [km/h]	50.2	65.1	66.9	62.2	60.6	57.2								
Top Speed [km/h]	62.7	66.0	83.6	68.3	62.7	61.0								
Avg. Dist. to Rail [m]	4.5	1.3	2.1	3.5	8.9	10.5								
Avg. Stride Freq. [Hz]	2.5	2.5	2.5	2.4	2.4	2.3								
Avg. Stride Length [m]	6.2	6.8	7.7	7.0	6.9	6.7								



- [] Ranking at each section and finish
- .-.- No data available at this section
- NA No data available



Townsville QLD Professional
Race 2: EXPLORE PROPERTY MUNRO & CO RATINGS BAND 0 - 58
Handicap - 1609m
28 November 2024 - 13:18



Track Rating: Good 4, Weather: Fine, Rail Position: +6m 1000m-W/Post; +2m Remainder

Section		Overall	1400m	1200m	1000m	800m	600m	400m	Last 600m				
Field Times		1:36.78 (0:15.24)	1:21.54 (0:10.85)	1:10.69 (0:11.10)	0:59.59 (0:11.40)	0:48.19 (0:11.56)	0:36.63 (0:12.21)	0:24.42 (0:12.02)	0:36.63				
Rank	TAB Horse/Jockey	Barrier	Top Speed [km/h]	Fastest Section									Distance Travelled [m]
1	3 STRATHCONA Jackson Murphy	2	65.7 600m	0:11.35 600m	1:36.78 [1] (0:15.51)	1:21.27 [3] (0:11.43)	1:09.84 [3] (0:11.46)	0:58.38 [3] (0:11.43)	0:46.95 [3] (0:11.42)	0:35.53 [3] (0:11.35)	0:24.18 [2] (0:11.78)	0:35.53	
2	4 BARMERA Ashley Butler	6	67.6 1400m	0:10.85 1400m	1:37.39 [2] (0:15.24)	1:22.15 [1] (0:10.85)	1:11.30 [1] (0:11.10)	1:00.20 [1] (0:11.40)	0:48.80 [1] (0:11.56)	0:37.24 [1] (0:12.21)	0:25.03 [1] (0:12.31)	0:37.24	-2
3	7 DICKIN MEDAL Nathan Thomas	5	65.5 800m	0:11.22 800m	1:37.76 [3] (0:15.80)	1:21.96 [6] (0:11.61)	1:10.35 [6] (0:11.64)	0:58.71 [5] (0:11.28)	0:47.43 [5] (0:11.22)	0:36.21 [5] (0:11.44)	0:24.77 [5] (0:12.09)	0:36.21	+5
4	2 PRIVATE CHEETAH Ryan Wiggins	1	65.0 Overall	0:11.37 800m	1:37.76 [4] (0:15.28)	1:22.48 [2] (0:11.43)	1:11.05 [2] (0:11.47)	0:59.58 [2] (0:11.41)	0:48.17 [2] (0:11.37)	0:36.80 [2] (0:11.67)	0:25.13 [3] (0:12.31)	0:36.80	-5
5	1 PRINCE AKEEM Carl Spry	4	65.2 600m	0:11.27 800m	1:38.10 [5] (0:15.70)	1:22.40 [4] (0:11.48)	1:10.92 [4] (0:11.49)	0:59.43 [4] (0:11.37)	0:48.06 [4] (0:11.27)	0:36.79 [4] (0:11.41)	0:25.38 [4] (0:12.14)	0:36.79	+1
6	8 MISHANI PERFECTION Isabella Teh	3	64.5 1000m	0:11.27 1000m	1:38.28 [6] (0:15.79)	1:22.49 [5] (0:11.56)	1:10.93 [5] (0:11.83)	0:59.10 [6] (0:11.27)	0:47.83 [6] (0:11.36)	0:36.47 [6] (0:11.68)	0:24.79 [6] (0:11.93)	0:36.47	-4

Scratched: Zouhope (#5), Elleves (#6)

[] Ranking at each section and finish
 -:-:- No data available at this section
 NA No data available

SCN Saddle cloth number
 DNF Did not finish
 DNT Did not track



Townsville QLD Professional
Race 2: EXPLORE PROPERTY MUNRO & CO RATINGS BAND 0 - 58
Handicap - 1609m
28 November 2024 - 13:18



Track Rating: Good 4, Weather: Fine, Rail Position: +6m 1000m-W/Post; +2m Remainder

Section							200m			Last 600m
Field Times							0:12.40			0:36.63
						(0:12.40)				
Rank	TAB	Horse/Jockey	Barrier	Top Speed [km/h]	Fastest Section	Margin				Distance Travelled [m]
1	3	STRATHCONA	2	65.7	0:11.35	0:12.40 [1]	1:36.78		0:35.53	
		Jackson Murphy		600m	600m	(0:12.40)				
2	4	BARMERA	6	67.6	0:10.85	0:12.72 [2]	3.59L		0:37.24	-2
		Ashley Butler		1400m	1400m	(0:12.72)				
3	7	DICKIN MEDAL	5	65.5	0:11.22	0:12.68 [5]	5.77L		0:36.21	+5
		Nathan Thomas		800m	800m	(0:12.68)				
4	2	PRIVATE CHEETAH	1	65.0	0:11.37	0:12.82 [4]	5.78L		0:36.80	-5
		Ryan Wiggins		Overall	800m	(0:12.82)				
5	1	PRINCE AKEEM	4	65.2	0:11.27	0:13.24 [3]	7.79L		0:36.79	+1
		Carl Spry		600m	800m	(0:13.24)				
6	8	MISHANI PERFECTION	3	64.5	0:11.27	0:12.86 [6]	8.88L		0:36.47	-4
		Isabella Teh		1000m	1000m	(0:12.86)				

Scratched: Zouhope (#5), Elleves (#6)

[] Ranking at each section and finish
 -:-:- No data available at this section
 NA No data available

SCN Saddle cloth number
 DNF Did not finish
 DNT Did not track



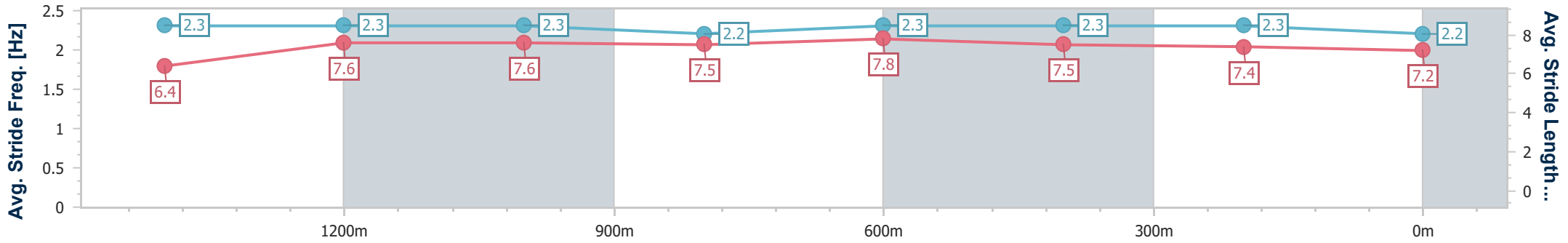
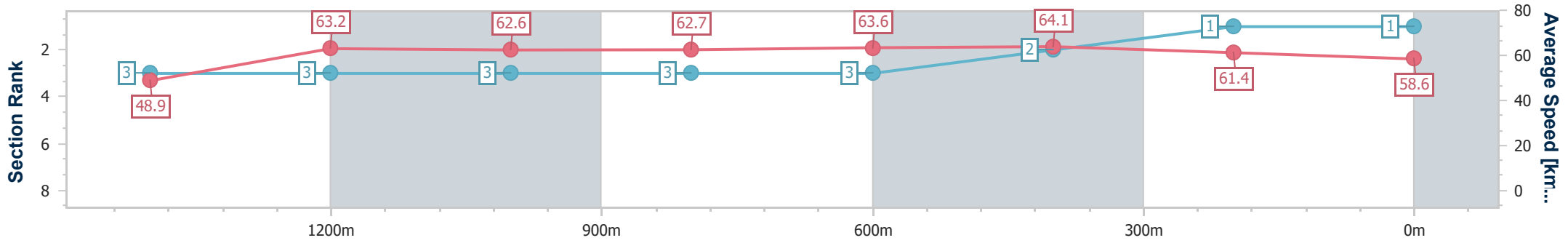
Horse/Jockey Name	Strathcona
Final Rank	1
Fastest Section Time (Section)	0:11.35 (600m)
Top Speed [km/h] (Section)	65.7 (600m)
Race State	Finished



Townsville QLD Professional
 Race 2: EXPLORE PROPERTY MUNRO & CO RATINGS BAND 0
 - 58 Handicap - 1609m
 28 November 2024 - 13:18
 Track Rating: Good 4, Weather: Fine, Rail Position: +6m 1000m-
 W/Post; +2m Remainder



Section	Overall	1400m	1200m	1000m	800m	600m	400m	200m
Section Times	1:36.78 [1] (0:15.51)	1:21.27 [3] (0:11.43)	1:09.84 [3] (0:11.46)	0:58.38 [3] (0:11.43)	0:46.95 [3] (0:11.42)	0:35.53 [3] (0:11.35)	0:24.18 [2] (0:11.78)	0:12.40 [1] (0:12.40)
Average Speed [km/h]	48.9	63.2	62.6	62.7	63.6	64.1	61.4	58.6
Top Speed [km/h]	63.5	63.9	65.2	63.8	64.2	65.7	62.0	60.4
Avg. Dist. to Rail [m]	4.8	1.5	1.5	1.4	1.5	2.5	2.6	3.8
Avg. Stride Freq. [Hz]	2.3	2.3	2.3	2.2	2.3	2.3	2.3	2.2
Avg. Stride Length [m]	6.4	7.6	7.6	7.5	7.8	7.5	7.4	7.2



- [] Ranking at each section and finish
- .-.- No data available at this section
- NA No data available



Horse/Jockey Name	Barmera
Final Rank	2
Fastest Section Time (Section)	0:10.85 (1400m)
Top Speed [km/h] (Section)	67.6 (1400m)
Race State	Finished



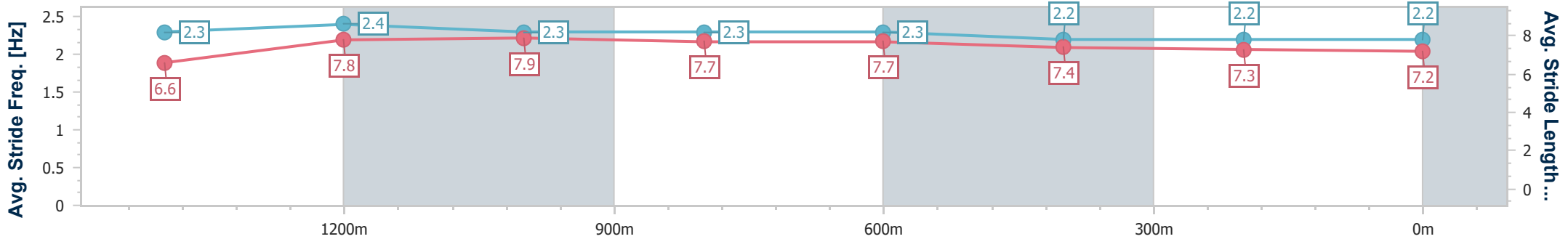
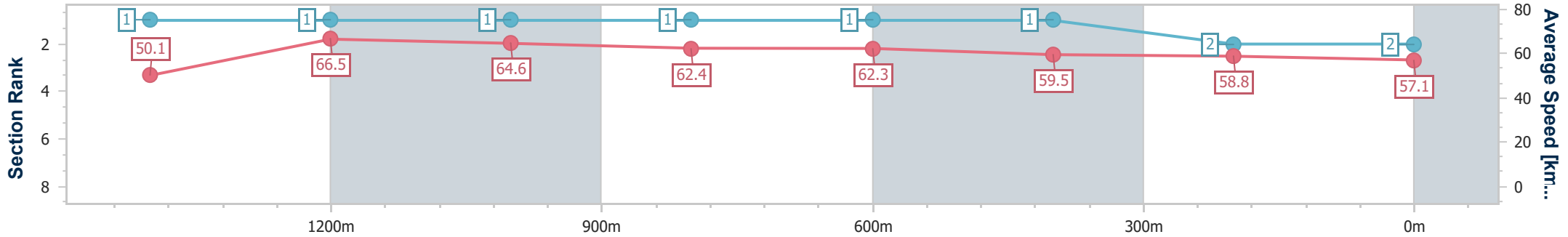
Townsville QLD Professional
Race 2: EXPLORE PROPERTY MUNRO & CO RATINGS BAND 0
- 58 Handicap - 1609m

28 November 2024 - 13:18

Track Rating: Good 4, Weather: Fine, Rail Position: +6m 1000m-
W/Post; +2m Remainder



Section	Overall	1400m	1200m	1000m	800m	600m	400m	200m						
Section Times	1:37.39 [2] (0:15.24)	1:22.15 [1] (0:10.85)	1:11.30 [1] (0:11.10)	1:00.20 [1] (0:11.40)	0:48.80 [1] (0:11.56)	0:37.24 [1] (0:12.21)	0:25.03 [1] (0:12.31)	0:12.72 [2] (0:12.72)						
Average Speed [km/h]	50.1	66.5	64.6	62.4	62.3	59.5	58.8	57.1						
Top Speed [km/h]	67.6	67.6	65.7	63.4	62.8	61.2	59.3	58.9						
Avg. Dist. to Rail [m]	7.2	1.2	2.0	2.4	0.3	2.2	3.2	3.7						
Avg. Stride Freq. [Hz]	2.3	2.4	2.3	2.3	2.3	2.2	2.2	2.2						
Avg. Stride Length [m]	6.6	7.8	7.9	7.7	7.7	7.4	7.3	7.2						



- [] Ranking at each section and finish
- .-.- No data available at this section
- NA No data available



Horse/Jockey Name	Dickin Medal
Final Rank	3
Fastest Section Time (Section)	0:11.22 (800m)
Top Speed [km/h] (Section)	65.5 (800m)
Race State	Finished



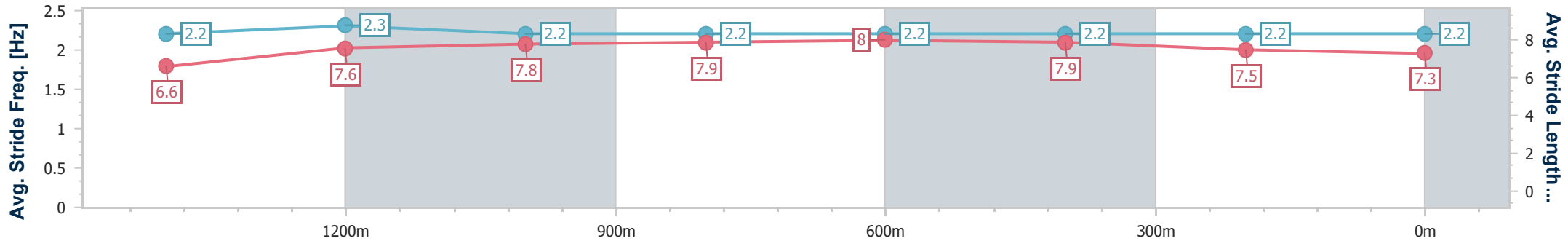
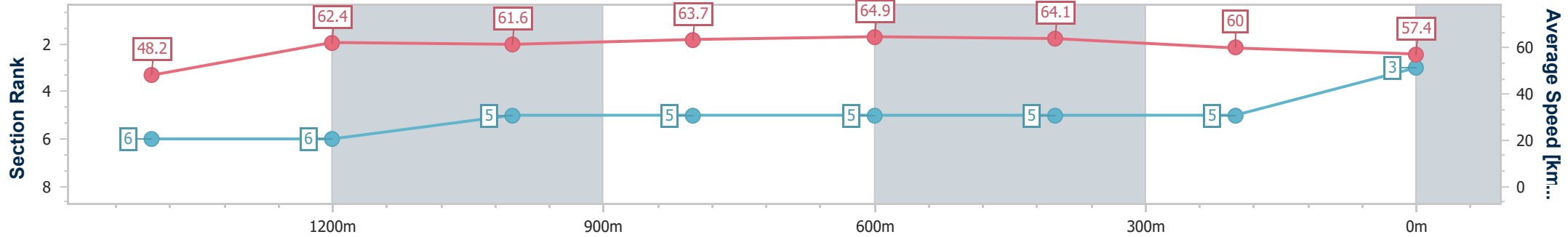
Townsville QLD Professional
Race 2: EXPLORE PROPERTY MUNRO & CO RATINGS BAND 0
- 58 Handicap - 1609m

28 November 2024 - 13:18

Track Rating: Good 4, Weather: Fine, Rail Position: +6m 1000m-
W/Post; +2m Remainder



Section	Overall	1400m	1200m	1000m	800m	600m	400m	200m						
Section Times	1:37.76 [3] (0:15.80)	1:21.96 [6] (0:11.61)	1:10.35 [6] (0:11.64)	0:58.71 [5] (0:11.28)	0:47.43 [5] (0:11.22)	0:36.21 [5] (0:11.44)	0:24.77 [5] (0:12.09)	0:12.68 [5] (0:12.68)						
Average Speed [km/h]	48.2	62.4	61.6	63.7	64.9	64.1	60.0	57.4						
Top Speed [km/h]	64.2	64.1	63.2	64.2	65.5	65.4	61.9	58.8						
Avg. Dist. to Rail [m]	6.3	1.5	1.6	1.2	2.3	3.5	5.1	6.6						
Avg. Stride Freq. [Hz]	2.2	2.3	2.2	2.2	2.2	2.2	2.2	2.2						
Avg. Stride Length [m]	6.6	7.6	7.8	7.9	8.0	7.9	7.5	7.3						



- [] Ranking at each section and finish
- .-.- No data available at this section
- NA No data available



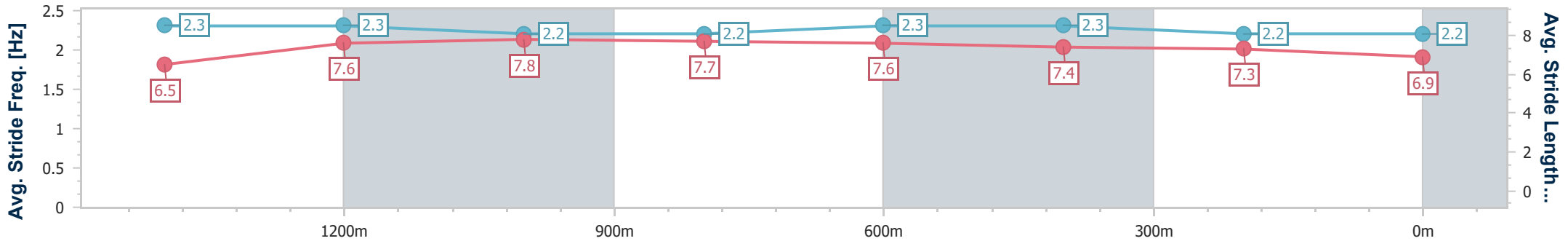
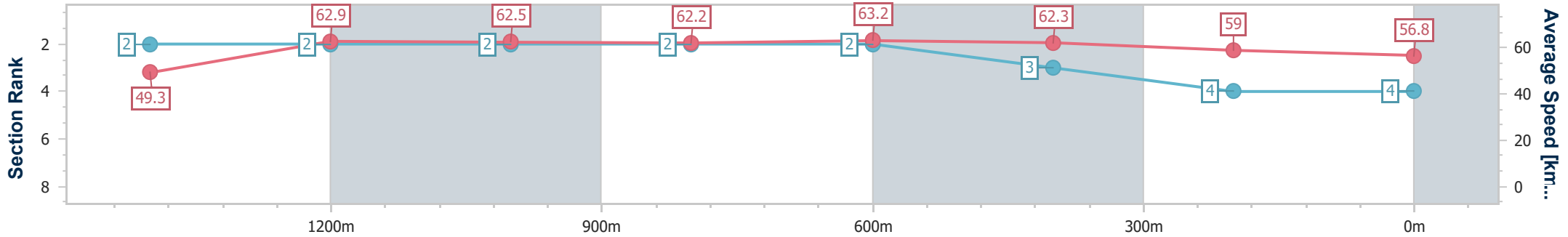
Horse/Jockey Name	Private Cheetah
Final Rank	4
Fastest Section Time (Section)	0:11.37 (800m)
Top Speed [km/h] (Section)	65.0 (Overall)
Race State	Finished



Townsville QLD Professional
 Race 2: EXPLORE PROPERTY MUNRO & CO RATINGS BAND 0
 - 58 Handicap - 1609m
 28 November 2024 - 13:18
 Track Rating: Good 4, Weather: Fine, Rail Position: +6m 1000m-
 W/Post; +2m Remainder



Section	Overall	1400m	1200m	1000m	800m	600m	400m	200m						
Section Times	1:37.76 [4] (0:15.28)	1:22.48 [2] (0:11.43)	1:11.05 [2] (0:11.47)	0:59.58 [2] (0:11.41)	0:48.17 [2] (0:11.37)	0:36.80 [2] (0:11.67)	0:25.13 [3] (0:12.31)	0:12.82 [4] (0:12.82)						
Average Speed [km/h]	49.3	62.9	62.5	62.2	63.2	62.3	59.0	56.8						
Top Speed [km/h]	65.0	64.0	63.0	62.9	63.9	63.5	59.9	58.4						
Avg. Dist. to Rail [m]	3.0	0.7	2.2	3.0	0.9	2.0	3.9	4.8						
Avg. Stride Freq. [Hz]	2.3	2.3	2.2	2.2	2.3	2.3	2.2	2.2						
Avg. Stride Length [m]	6.5	7.6	7.8	7.7	7.6	7.4	7.3	6.9						



- [] Ranking at each section and finish
- .-.- No data available at this section
- NA No data available



Horse/Jockey Name	Prince Akeem
Final Rank	5
Fastest Section Time (Section)	0:11.27 (800m)
Top Speed [km/h] (Section)	65.2 (600m)
Race State	Finished



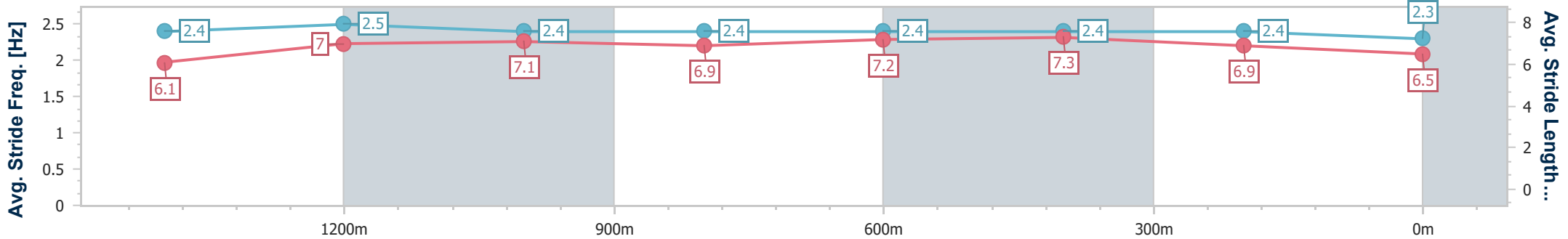
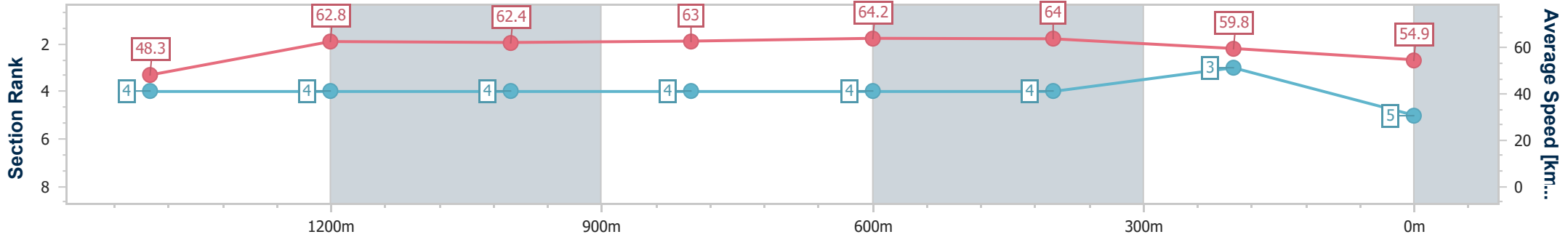
Townsville QLD Professional
Race 2: EXPLORE PROPERTY MUNRO & CO RATINGS BAND 0
- 58 Handicap - 1609m

28 November 2024 - 13:18

Track Rating: Good 4, Weather: Fine, Rail Position: +6m 1000m-
W/Post; +2m Remainder



Section	Overall	1400m	1200m	1000m	800m	600m	400m	200m						
Section Times	1:38.10 [5] (0:15.70)	1:22.40 [4] (0:11.48)	1:10.92 [4] (0:11.49)	0:59.43 [4] (0:11.37)	0:48.06 [4] (0:11.27)	0:36.79 [4] (0:11.41)	0:25.38 [4] (0:12.14)	0:13.24 [3] (0:13.24)						
Average Speed [km/h]	48.3	62.8	62.4	63.0	64.2	64.0	59.8	54.9						
Top Speed [km/h]	64.7	64.1	64.3	63.9	64.8	65.2	62.4	58.2						
Avg. Dist. to Rail [m]	5.1	1.2	1.4	1.4	1.1	2.9	5.4	6.4						
Avg. Stride Freq. [Hz]	2.4	2.5	2.4	2.4	2.4	2.4	2.4	2.3						
Avg. Stride Length [m]	6.1	7.0	7.1	6.9	7.2	7.3	6.9	6.5						



- [] Ranking at each section and finish
- .-.- No data available at this section
- NA No data available



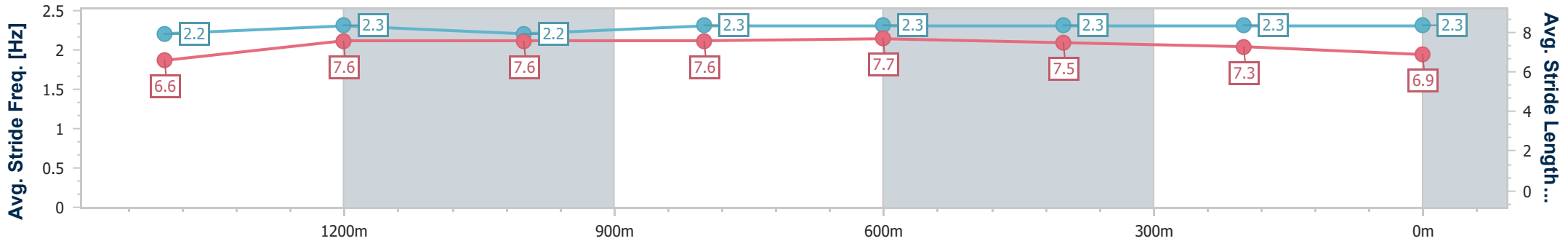
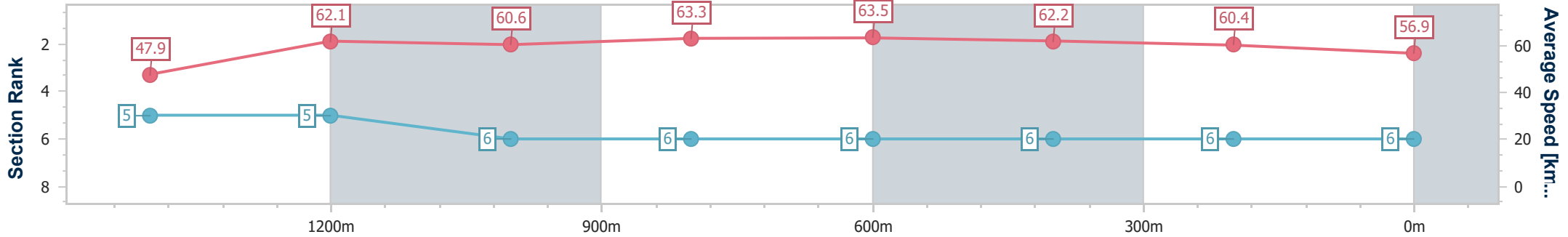
Horse/Jockey Name	Mishani Perfection
Final Rank	6
Fastest Section Time (Section)	0:11.27 (1000m)
Top Speed [km/h] (Section)	64.5 (1000m)
Race State	Finished



Townsville QLD Professional
 Race 2: EXPLORE PROPERTY MUNRO & CO RATINGS BAND 0
 - 58 Handicap - 1609m
 28 November 2024 - 13:18
 Track Rating: Good 4, Weather: Fine, Rail Position: +6m 1000m-
 W/Post; +2m Remainder



Section	Overall	1400m	1200m	1000m	800m	600m	400m	200m						
Section Times	1:38.28 [6] (0:15.79)	1:22.49 [5] (0:11.56)	1:10.93 [5] (0:11.83)	0:59.10 [6] (0:11.27)	0:47.83 [6] (0:11.36)	0:36.47 [6] (0:11.68)	0:24.79 [6] (0:11.93)	0:12.86 [6] (0:12.86)						
Average Speed [km/h]	47.9	62.1	60.6	63.3	63.5	62.2	60.4	56.9						
Top Speed [km/h]	64.2	63.5	62.6	64.5	64.2	63.2	61.8	61.7						
Avg. Dist. to Rail [m]	4.0	0.2	2.0	2.1	0.5	1.8	4.2	8.5						
Avg. Stride Freq. [Hz]	2.2	2.3	2.2	2.3	2.3	2.3	2.3	2.3						
Avg. Stride Length [m]	6.6	7.6	7.6	7.6	7.7	7.5	7.3	6.9						



- [] Ranking at each section and finish
- .-.- No data available at this section
- NA No data available



Townsville QLD Professional

Race 3: LADBROKE IT! BENCHMARK 70 Handicap - 1609m



28 November 2024 - 13:52

Track Rating: Good 4, Weather: Fine, Rail Position: +6m 1000m-W/Post; +2m Remainder

Section		Overall	1400m	1200m	1000m	800m	600m	400m	Last 600m				
Field Times		1:39.70 (0:16.01)	1:23.69 (0:12.84)	1:10.85 (0:13.08)	0:57.77 (0:12.21)	0:45.56 (0:11.28)	0:34.28 (0:11.18)	0:23.10 (0:11.27)	0:34.28				
Rank	TAB Horse/Jockey	Barrier	Top Speed [km/h]	Fastest Section									Distance Travelled [m]
1	2 CINQUE TERRE Lacey Morrison	5	66.0 600m	0:11.13 600m	1:39.70 [1] (0:16.19)	1:23.51 [2] (0:12.81)	1:10.70 [2] (0:13.06)	0:57.64 [2] (0:12.12)	0:45.52 [2] (0:11.29)	0:34.23 [2] (0:11.13)	0:23.10 [1] (0:11.27)	0:34.23	
2	1 MEDAL Pietro Romeo	6	66.3 400m	0:11.19 400m	1:39.83 [2] (0:16.35)	1:23.48 [5] (0:13.00)	1:10.48 [5] (0:12.87)	0:57.61 [3] (0:12.08)	0:45.53 [3] (0:11.30)	0:34.23 [3] (0:11.24)	0:22.99 [3] (0:11.19)	0:34.23	+3
3	5 LAST NOT LEAST Chelsea Jokic	3	66.3 400m	0:11.23 600m	1:40.19 [3] (0:16.01)	1:24.18 [1] (0:12.84)	1:11.34 [1] (0:13.08)	0:58.26 [1] (0:12.21)	0:46.05 [1] (0:11.28)	0:34.77 [1] (0:11.23)	0:23.54 [2] (0:11.33)	0:34.77	-5
4	4 WISE DRAGON Nathan Thomas	1	65.9 600m	0:11.25 600m	1:40.42 [4] (0:16.30)	1:24.12 [3] (0:12.80)	1:11.32 [3] (0:13.14)	0:58.18 [4] (0:12.08)	0:46.10 [4] (0:11.36)	0:34.74 [4] (0:11.25)	0:23.49 [4] (0:11.41)	0:34.74	-4
5	3 HIGHER LOVE Denicious Smith	2	66.2 800m	0:11.25 400m	1:40.45 [5] (0:16.33)	1:24.12 [4] (0:12.90)	1:11.22 [4] (0:13.09)	0:58.13 [5] (0:12.11)	0:46.02 [5] (0:11.32)	0:34.70 [5] (0:11.28)	0:23.42 [6] (0:11.25)	0:34.70	+1
6	6 TAVISTEEL Gabrielle Semmens	4	67.8 800m	0:11.11 800m	1:40.68 [6] (0:16.75)	1:23.93 [6] (0:12.89)	1:11.04 [6] (0:13.07)	0:57.97 [6] (0:11.93)	0:46.04 [6] (0:11.11)	0:34.93 [6] (0:11.22)	0:23.71 [5] (0:11.40)	0:34.93	+4

Scratched: From This Moment (#7)

[] Ranking at each section and finish
 -:-:- No data available at this section
 NA No data available

SCN Saddle cloth number
 DNF Did not finish
 DNT Did not track



Townsville QLD Professional

Race 3: LADBROKE IT! BENCHMARK 70 Handicap - 1609m

28 November 2024 - 13:52



Track Rating: Good 4, Weather: Fine, Rail Position: +6m 1000m-W/Post; +2m Remainder

Section				200m				Last 600m	
Field Times				0:11.83 (0:11.83)				0:34.28	
Rank	TAB	Horse/Jockey	Barrier	Top Speed [km/h]	Fastest Section	Margin			Distance Travelled [m]
1	2	CINQUE TERRE Lacey Morrison	5	66.0 600m	0:11.13 600m	0:11.83 [1] (0:11.83)	1:39.70		0:34.23
2	1	MEDAL Pietro Romeo	6	66.3 400m	0:11.19 400m	0:11.80 [3] (0:11.80)	0.74L		0:34.23 +3
3	5	LAST NOT LEAST Chelsea Jokic	3	66.3 400m	0:11.23 600m	0:12.21 [2] (0:12.21)	2.89L		0:34.77 -5
4	4	WISE DRAGON Nathan Thomas	1	65.9 600m	0:11.25 600m	0:12.08 [5] (0:12.08)	4.23L		0:34.74 -4
5	3	HIGHER LOVE Denicious Smith	2	66.2 800m	0:11.25 400m	0:12.17 [4] (0:12.17)	4.41L		0:34.70 +1
6	6	TAVISTEEL Gabrielle Semmens	4	67.8 800m	0:11.11 800m	0:12.31 [6] (0:12.31)	5.76L		0:34.93 +4

Scratched: From This Moment (#7)

[] Ranking at each section and finish
 -:-:-:- No data available at this section
 NA No data available

SCN Saddle cloth number
 DNF Did not finish
 DNT Did not track



Horse/Jockey Name	Cinque Terre
Final Rank	1
Fastest Section Time (Section)	0:11.13 (600m)
Top Speed [km/h] (Section)	66.0 (600m)
Race State	Finished



Townsville QLD Professional

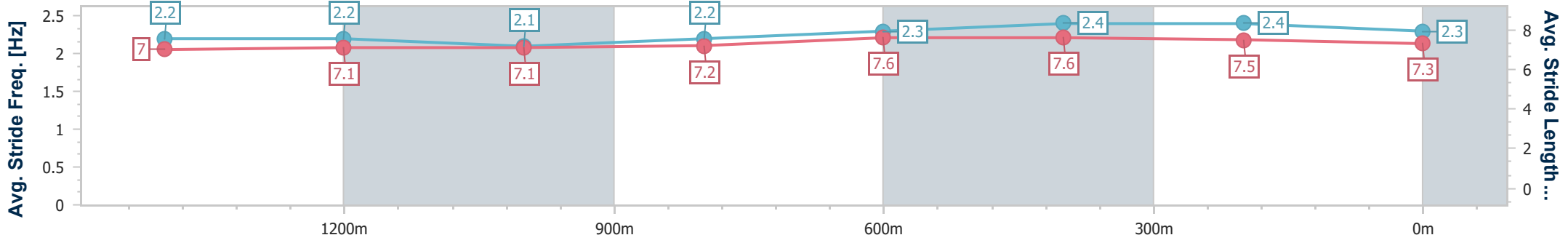
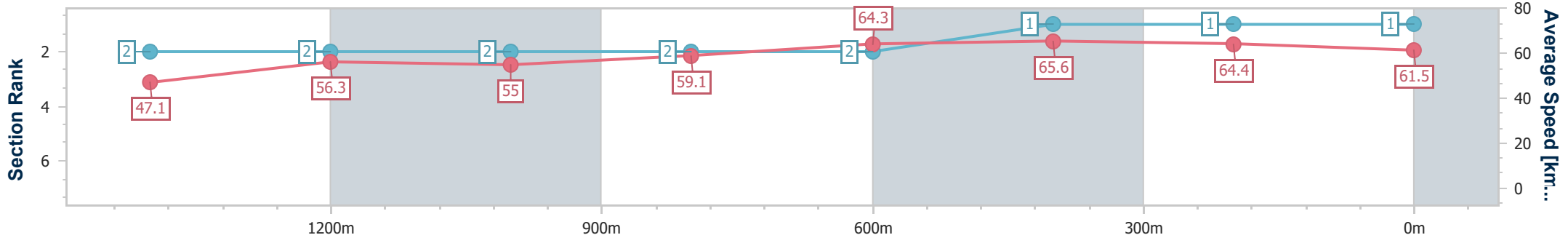
Race 3: LADBROKE IT! BENCHMARK 70 Handicap - 1609m

28 November 2024 - 13:52

Track Rating: Good 4, Weather: Fine, Rail Position: +6m 1000m- W/Post; +2m Remainder



Section	Overall	1400m	1200m	1000m	800m	600m	400m	200m						
Section Times	1:39.70 [1] (0:16.19)	1:23.51 [2] (0:12.81)	1:10.70 [2] (0:13.06)	0:57.64 [2] (0:12.12)	0:45.52 [2] (0:11.29)	0:34.23 [2] (0:11.13)	0:23.10 [1] (0:11.27)	0:11.83 [1] (0:11.83)						
Average Speed [km/h]	47.1	56.3	55.0	59.1	64.3	65.6	64.4	61.5						
Top Speed [km/h]	60.0	58.3	56.1	62.2	65.6	66.0	65.1	63.7						
Avg. Dist. to Rail [m]	7.5	0.9	1.2	1.3	1.6	3.0	4.1	5.2						
Avg. Stride Freq. [Hz]	2.2	2.2	2.1	2.2	2.3	2.4	2.4	2.3						
Avg. Stride Length [m]	7.0	7.1	7.1	7.2	7.6	7.6	7.5	7.3						



- [] Ranking at each section and finish
- .-.-.- No data available at this section
- NA No data available



Horse/Jockey Name	Medal
Final Rank	2
Fastest Section Time (Section)	0:11.19 (400m)
Top Speed [km/h] (Section)	66.3 (400m)
Race State	Finished



Townsville QLD Professional

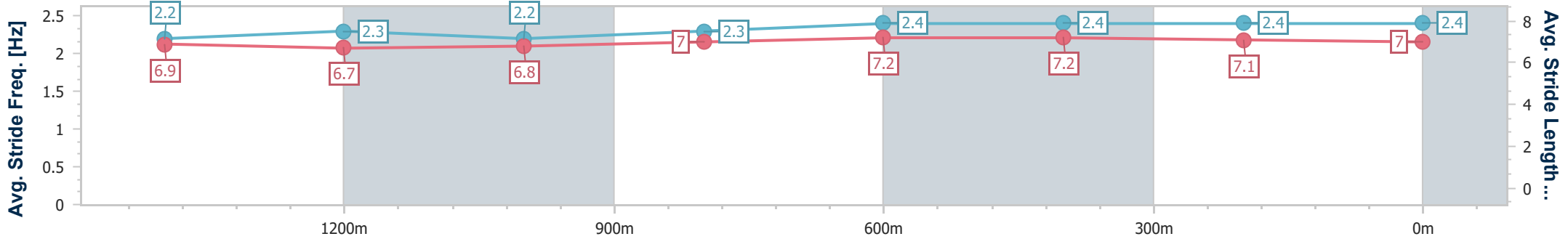
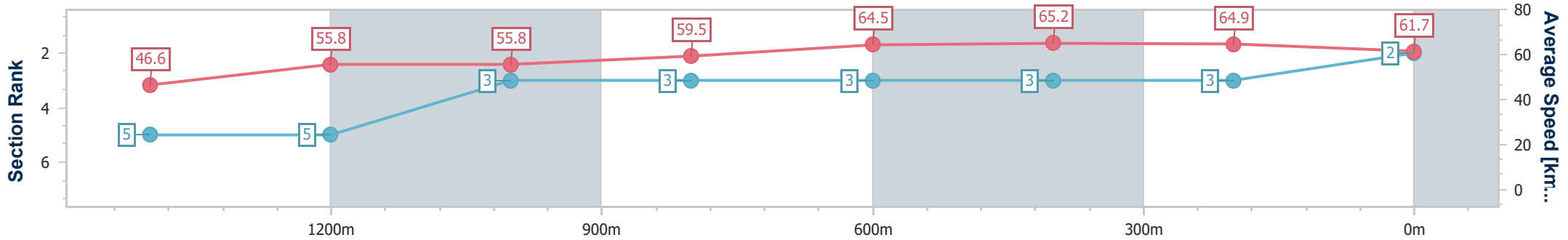
Race 3: LADBROKE IT! BENCHMARK 70 Handicap - 1609m

28 November 2024 - 13:52

Track Rating: Good 4, Weather: Fine, Rail Position: +6m 1000m-
W/Post; +2m Remainder



Section	Overall	1400m	1200m	1000m	800m	600m	400m	200m					
Section Times	1:39.83 [2] (0:16.35)	1:23.48 [5] (0:13.00)	1:10.48 [5] (0:12.87)	0:57.61 [3] (0:12.08)	0:45.53 [3] (0:11.30)	0:34.23 [3] (0:11.24)	0:22.99 [3] (0:11.19)	0:11.80 [3] (0:11.80)					
Average Speed [km/h]	46.6	55.8	55.8	59.5	64.5	65.2	64.9	61.7					
Top Speed [km/h]	59.4	58.9	56.4	62.8	65.8	66.0	66.3	64.2					
Avg. Dist. to Rail [m]	8.4	2.4	1.5	1.1	2.4	3.8	4.9	5.8					
Avg. Stride Freq. [Hz]	2.2	2.3	2.2	2.3	2.4	2.4	2.4	2.4					
Avg. Stride Length [m]	6.9	6.7	6.8	7.0	7.2	7.2	7.1	7.0					



- [] Ranking at each section and finish
- .-.- No data available at this section
- NA No data available



Horse/Jockey Name	Last Not Least
Final Rank	3
Fastest Section Time (Section)	0:11.23 (600m)
Top Speed [km/h] (Section)	66.3 (400m)
Race State	Finished



Townsville QLD Professional

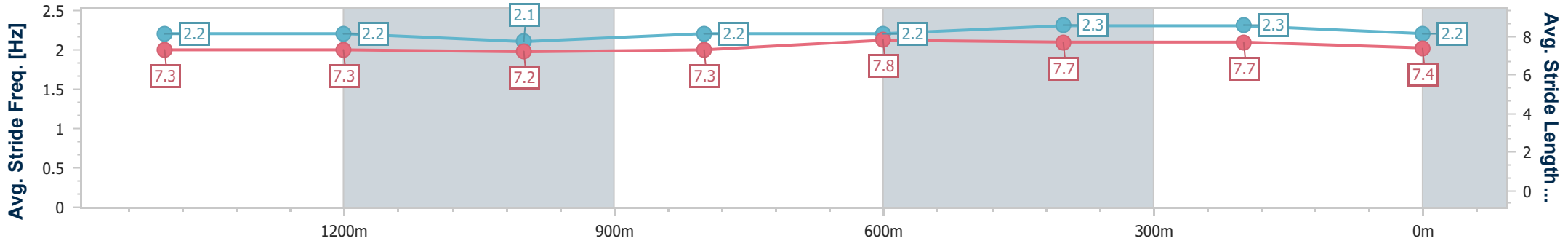
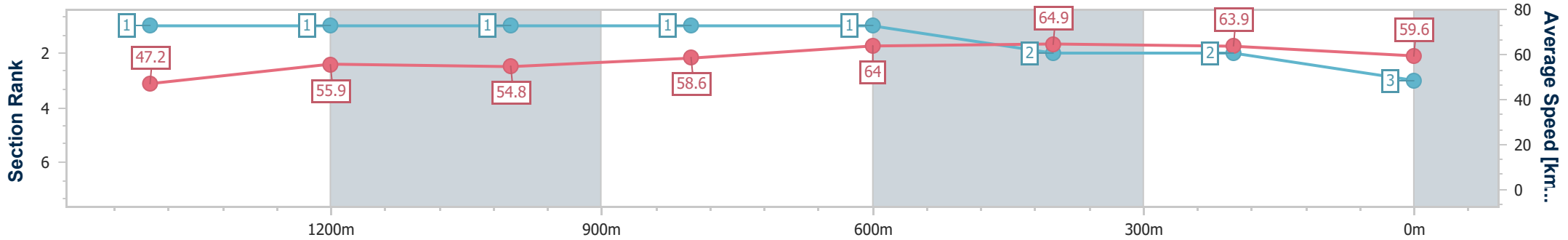
Race 3: LADBROKE IT! BENCHMARK 70 Handicap - 1609m

28 November 2024 - 13:52

Track Rating: Good 4, Weather: Fine, Rail Position: +6m 1000m-W/Post; +2m Remainder



Section	Overall	1400m	1200m	1000m	800m	600m	400m	200m						
Section Times	1:40.19 [3] (0:16.01)	1:24.18 [1] (0:12.84)	1:11.34 [1] (0:13.08)	0:58.26 [1] (0:12.21)	0:46.05 [1] (0:11.28)	0:34.77 [1] (0:11.23)	0:23.54 [2] (0:11.33)	0:12.21 [2] (0:12.21)						
Average Speed [km/h]	47.2	55.9	54.8	58.6	64.0	64.9	63.9	59.6						
Top Speed [km/h]	60.2	58.2	56.3	61.5	65.4	65.9	66.3	62.8						
Avg. Dist. to Rail [m]	5.6	0.7	2.2	1.7	0.9	2.2	3.7	4.6						
Avg. Stride Freq. [Hz]	2.2	2.2	2.1	2.2	2.2	2.3	2.3	2.2						
Avg. Stride Length [m]	7.3	7.3	7.2	7.3	7.8	7.7	7.7	7.4						



- [] Ranking at each section and finish
- .-.- No data available at this section
- NA No data available



Horse/Jockey Name	Wise Dragon
Final Rank	4
Fastest Section Time (Section)	0:11.25 (600m)
Top Speed [km/h] (Section)	65.9 (600m)
Race State	Finished



Townsville QLD Professional

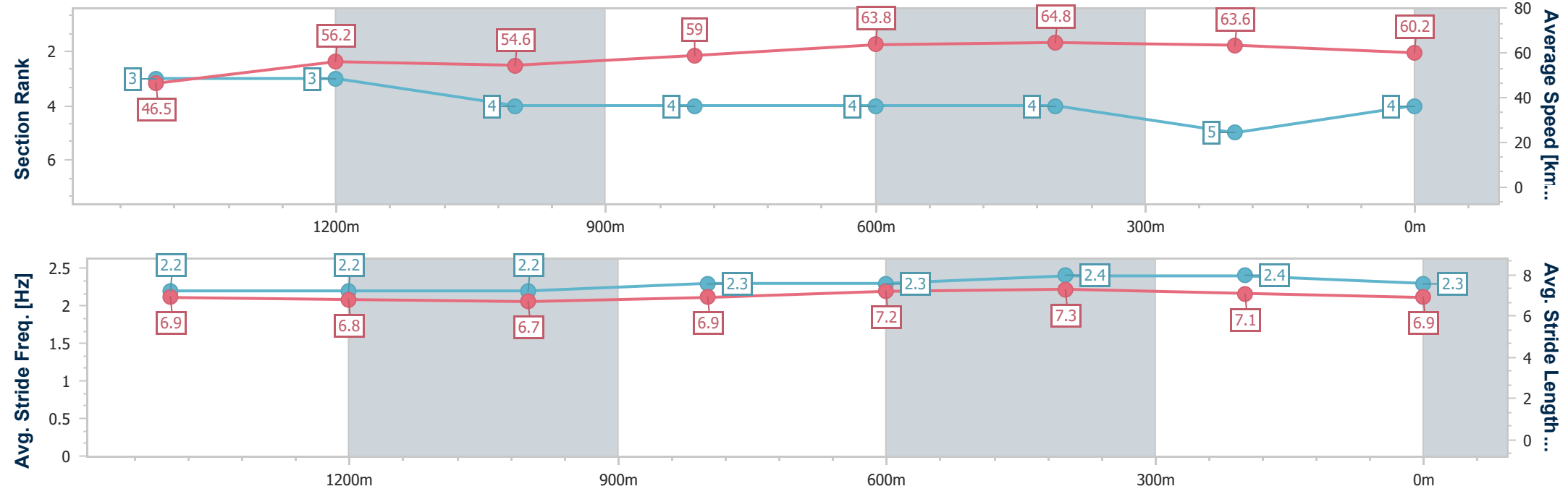
Race 3: LADBROKE IT! BENCHMARK 70 Handicap - 1609m

28 November 2024 - 13:52

Track Rating: Good 4, Weather: Fine, Rail Position: +6m 1000m-
W/Post; +2m Remainder



Section	Overall	1400m	1200m	1000m	800m	600m	400m	200m						
Section Times	1:40.42 [4] (0:16.30)	1:24.12 [3] (0:12.80)	1:11.32 [3] (0:13.14)	0:58.18 [4] (0:12.08)	0:46.10 [4] (0:11.36)	0:34.74 [4] (0:11.25)	0:23.49 [4] (0:11.41)	0:12.08 [5] (0:12.08)						
Average Speed [km/h]	46.5	56.2	54.6	59.0	63.8	64.8	63.6	60.2						
Top Speed [km/h]	59.3	58.8	56.0	61.8	65.8	65.9	65.0	62.3						
Avg. Dist. to Rail [m]	4.9	0.2	1.9	2.1	1.5	3.0	5.1	6.8						
Avg. Stride Freq. [Hz]	2.2	2.2	2.2	2.3	2.3	2.4	2.4	2.3						
Avg. Stride Length [m]	6.9	6.8	6.7	6.9	7.2	7.3	7.1	6.9						



- [] Ranking at each section and finish
- .-.- No data available at this section
- NA No data available



Horse/Jockey Name	Higher Love
Final Rank	5
Fastest Section Time (Section)	0:11.25 (400m)
Top Speed [km/h] (Section)	66.2 (800m)
Race State	Finished



Townsville QLD Professional

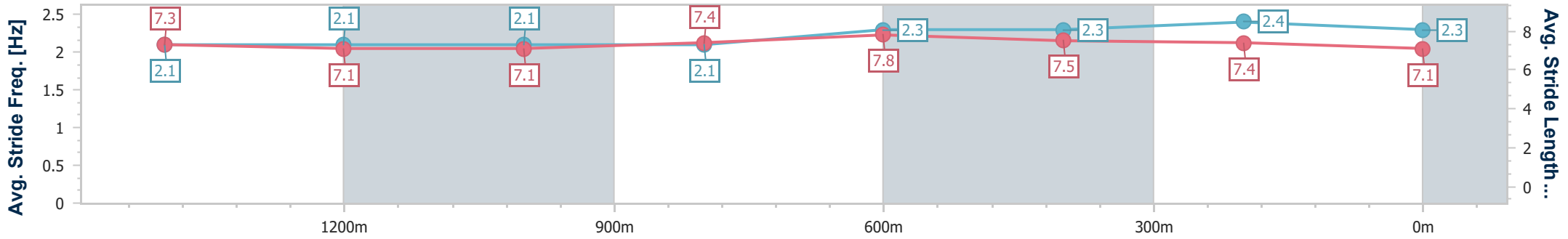
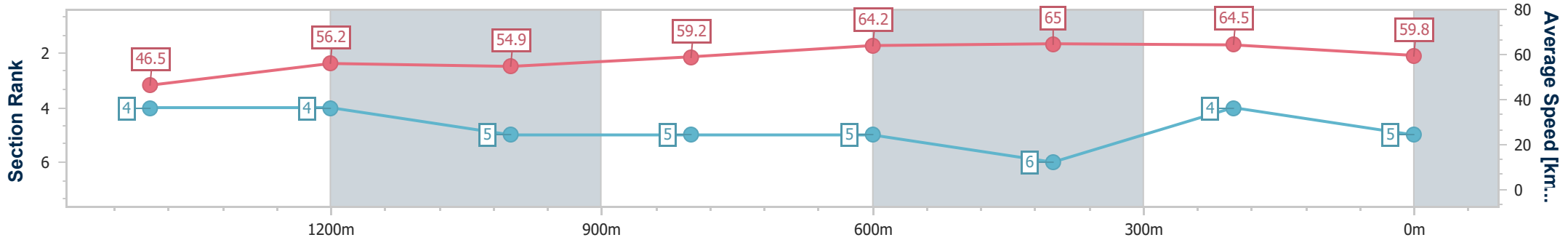
Race 3: LADBROKE IT! BENCHMARK 70 Handicap - 1609m

28 November 2024 - 13:52

Track Rating: Good 4, Weather: Fine, Rail Position: +6m 1000m-
W/Post; +2m Remainder



Section	Overall	1400m	1200m	1000m	800m	600m	400m	200m						
Section Times	1:40.45 [5] (0:16.33)	1:24.12 [4] (0:12.90)	1:11.22 [4] (0:13.09)	0:58.13 [5] (0:12.11)	0:46.02 [5] (0:11.32)	0:34.70 [5] (0:11.28)	0:23.42 [6] (0:11.25)	0:12.17 [4] (0:12.17)						
Average Speed [km/h]	46.5	56.2	54.9	59.2	64.2	65.0	64.5	59.8						
Top Speed [km/h]	59.5	58.4	57.0	62.5	66.2	65.7	65.9	63.0						
Avg. Dist. to Rail [m]	6.2	1.8	1.3	1.2	2.0	3.6	5.8	7.5						
Avg. Stride Freq. [Hz]	2.1	2.1	2.1	2.1	2.3	2.3	2.4	2.3						
Avg. Stride Length [m]	7.3	7.1	7.1	7.4	7.8	7.5	7.4	7.1						



- [] Ranking at each section and finish
- .-.- No data available at this section
- NA No data available



Horse/Jockey Name	Tavisteel
Final Rank	6
Fastest Section Time (Section)	0:11.11 (800m)
Top Speed [km/h] (Section)	67.8 (800m)
Race State	Finished



Townsville QLD Professional

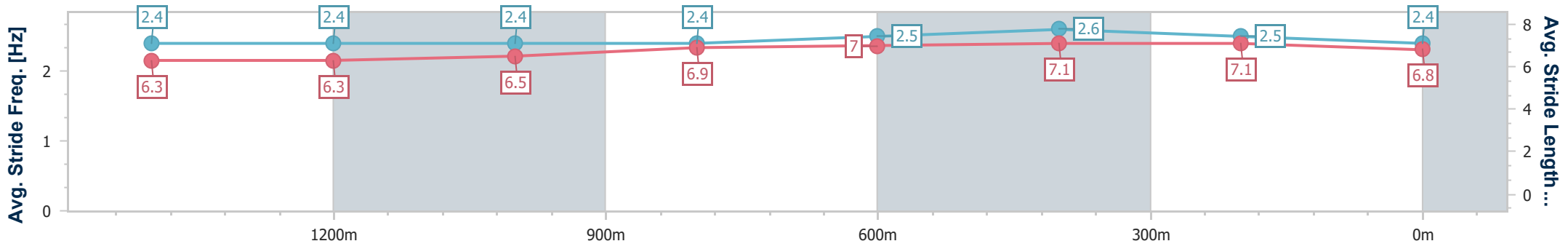
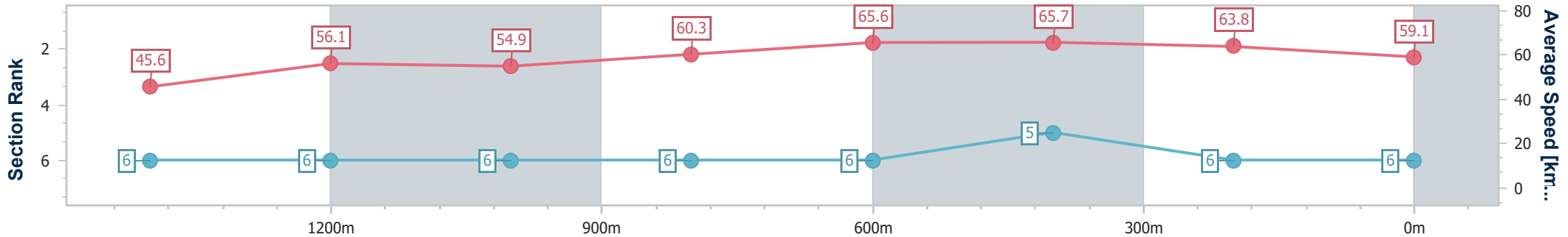
Race 3: LADBROKE IT! BENCHMARK 70 Handicap - 1609m

28 November 2024 - 13:52

Track Rating: Good 4, Weather: Fine, Rail Position: +6m 1000m-
W/Post; +2m Remainder



Section	Overall	1400m	1200m	1000m	800m	600m	400m	200m						
Section Times	1:40.68 [6] (0:16.75)	1:23.93 [6] (0:12.89)	1:11.04 [6] (0:13.07)	0:57.97 [6] (0:11.93)	0:46.04 [6] (0:11.11)	0:34.93 [6] (0:11.22)	0:23.71 [5] (0:11.40)	0:12.31 [6] (0:12.31)						
Average Speed [km/h]	45.6	56.1	54.9	60.3	65.6	65.7	63.8	59.1						
Top Speed [km/h]	60.2	59.0	55.8	63.4	67.8	67.6	64.9	62.1						
Avg. Dist. to Rail [m]	7.2	1.7	1.4	1.4	2.8	4.6	7.2	9.1						
Avg. Stride Freq. [Hz]	2.4	2.4	2.4	2.4	2.5	2.6	2.5	2.4						
Avg. Stride Length [m]	6.3	6.3	6.5	6.9	7.0	7.1	7.1	6.8						



- [] Ranking at each section and finish
- .-.- No data available at this section
- NA No data available



Townsville QLD Professional

Race 4: COWBOYS LEAGUES CLUB Class 1 Plate - 1400m

28 November 2024 - 14:34



Track Rating: Good 4, Weather: Fine, Rail Position: +6m 1000m-W/Post; +2m Remainder

Section							Overall	1200m	1000m	800m	600m	400m	Last 600m
Field Times							1:22.91 (0:14.53)	1:08.38 (0:10.83)	0:57.55 (0:11.02)	0:46.53 (0:11.07)	0:35.46 (0:11.15)	0:24.31 (0:11.62)	0:35.46
Rank	TAB	Horse/Jockey	Barrier	Top Speed [km/h]	Fastest Section								Distance Travelled [m]
1	4	TAMBO'S JUSTICE Ryan Wiggins	8	68.7 1200m	0:10.83 1200m	1:22.91 [1] (0:14.53)	1:08.38 [1] (0:10.83)	0:57.55 [1] (0:11.02)	0:46.53 [1] (0:11.07)	0:35.46 [1] (0:11.15)	0:24.31 [1] (0:11.62)	0:35.46	
2	3	KEEP ON RUNNING Adam Sewell	4	66.4 1200m	0:10.97 1200m	1:22.95 [2] (0:14.80)	1:08.15 [5] (0:10.97)	0:57.18 [4] (0:11.01)	0:46.17 [4] (0:11.12)	0:35.05 [3] (0:11.19)	0:23.86 [3] (0:11.63)	0:35.05	+1
3	5	ULTIMATE Nathan Day	5	68.3 800m	0:10.93 800m	1:23.17 [3] (0:15.21)	1:07.96 [7] (0:11.05)	0:56.91 [7] (0:11.13)	0:45.78 [7] (0:10.93)	0:34.85 [6] (0:11.18)	0:23.67 [5] (0:11.45)	0:34.85	+3
4	7	LOVE ON DISPLAY Lacey Morrison	1	65.8 800m	0:11.04 1000m	1:23.38 [4] (0:14.78)	1:08.60 [4] (0:11.09)	0:57.51 [5] (0:11.04)	0:46.47 [5] (0:11.17)	0:35.30 [5] (0:11.24)	0:24.06 [4] (0:11.60)	0:35.30	+4
5	6	EUROMANTIC Jackson Murphy	9	70.7 1200m	0:10.79 1200m	1:23.57 [5] (0:14.65)	1:08.92 [2] (0:10.79)	0:58.13 [2] (0:11.11)	0:47.02 [2] (0:11.19)	0:35.83 [2] (0:11.22)	0:24.61 [2] (0:11.80)	0:35.83	+0
6	9	QUEENBEEL Isabella Teh	3	65.5 800m	0:11.08 1200m	1:24.15 [6] (0:15.23)	1:08.92 [8] (0:11.08)	0:57.84 [8] (0:11.10)	0:46.74 [8] (0:11.18)	0:35.56 [8] (0:11.54)	0:24.02 [7] (0:11.78)	0:35.56	+0
7	1	DEER HUNTER Ashley Butler	7	66.0 800m	0:11.02 1200m	1:24.84 [7] (0:15.08)	1:09.76 [6] (0:11.02)	0:58.74 [6] (0:11.18)	0:47.56 [6] (0:11.16)	0:36.40 [7] (0:11.77)	0:24.63 [8] (0:12.09)	0:36.40	+5
8	8	PRIDE AN' JOY Nathan Thomas	6	67.3 1200m	0:10.95 1200m	1:24.88 [8] (0:15.72)	1:09.16 [9] (0:10.95)	0:58.21 [9] (0:11.14)	0:47.07 [9] (0:11.11)	0:35.96 [9] (0:11.66)	0:24.30 [9] (0:11.90)	0:35.96	+1
9	2	GINGER MICK Carl Spry	2	66.0 800m	0:11.01 1200m	1:25.53 [9] (0:14.72)	1:10.81 [3] (0:11.01)	0:59.80 [3] (0:11.01)	0:48.79 [3] (0:11.19)	0:37.60 [4] (0:11.85)	0:25.75 [6] (0:12.32)	0:37.60	-1

[] Ranking at each section and finish
 -:-:- No data available at this section
 NA No data available

SCN Saddle cloth number
 DNF Did not finish
 DNT Did not track



Townsville QLD Professional

Race 4: COWBOYS LEAGUES CLUB Class 1 Plate - 1400m

28 November 2024 - 14:34



Track Rating: Good 4, Weather: Fine, Rail Position: +6m 1000m-W/Post; +2m Remainder

Section							200m			Last 600m
Field Times							0:12.69			0:35.46
							(0:12.69)			
Rank	TAB	Horse/Jockey	Barrier	Top Speed [km/h]	Fastest Section	Margin			Distance Travelled [m]	
1	4	TAMBO'S JUSTICE	8	68.7	0:10.83	0:12.69 [1]	1:22.91		0:35.46	
		Ryan Wiggins		1200m	1200m	(0:12.69)				
2	3	KEEP ON RUNNING	4	66.4	0:10.97	0:12.23 [2]	0.22L		0:35.05 +1	
		Adam Sewell		1200m	1200m	(0:12.23)				
3	5	ULTIMATE	5	68.3	0:10.93	0:12.22 [5]	1.5L		0:34.85 +3	
		Nathan Day		800m	800m	(0:12.22)				
4	7	LOVE ON DISPLAY	1	65.8	0:11.04	0:12.46 [4]	2.77L		0:35.30 +4	
		Lacey Morrison		800m	1000m	(0:12.46)				
5	6	EUROMANTIC	9	70.7	0:10.79	0:12.81 [3]	3.89L		0:35.83 +0	
		Jackson Murphy		1200m	1200m	(0:12.81)				
6	9	QUEENBEEL	3	65.5	0:11.08	0:12.24 [6]	7.29L		0:35.56 +0	
		Isabella Teh		800m	1200m	(0:12.24)				
7	1	DEER HUNTER	7	66.0	0:11.02	0:12.54 [8]	11.35L		0:36.40 +5	
		Ashley Butler		800m	1200m	(0:12.54)				
8	8	PRIDE AN' JOY	6	67.3	0:10.95	0:12.40 [9]	11.58L		0:35.96 +1	
		Nathan Thomas		1200m	1200m	(0:12.40)				
9	2	GINGER MICK	2	66.0	0:11.01	0:13.43 [7]	15.39L		0:37.60 -1	
		Carl Spry		800m	1200m	(0:13.43)				

[] Ranking at each section and finish
 -:-:- No data available at this section
 NA No data available

SCN Saddle cloth number
 DNF Did not finish
 DNT Did not track



Horse/Jockey Name	Tambo's Justice
Final Rank	1
Fastest Section Time (Section)	0:10.83 (1200m)
Top Speed [km/h] (Section)	68.7 (1200m)
Race State	Finished



Townsville QLD Professional

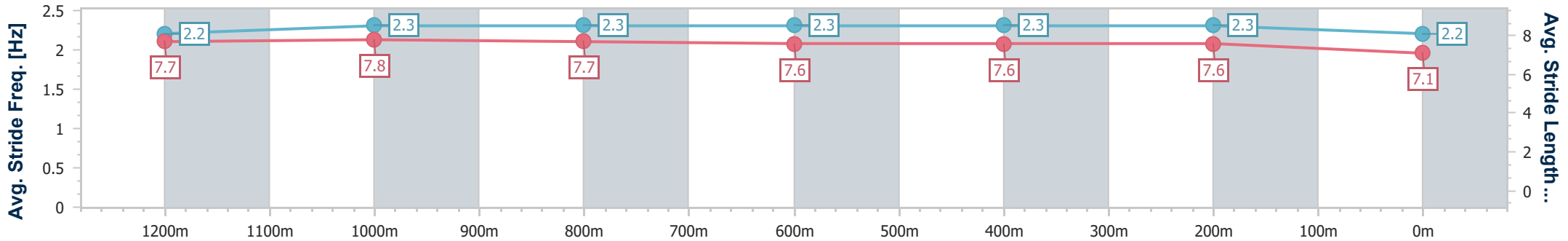
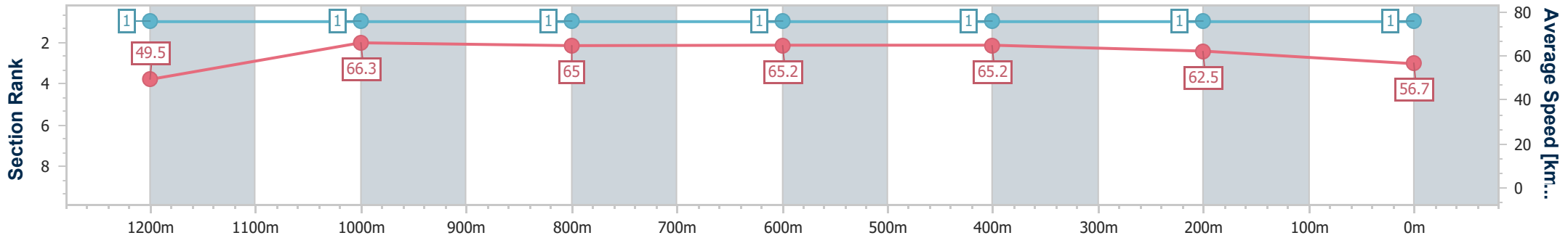
Race 4: COWBOYS LEAGUES CLUB Class 1 Plate - 1400m

28 November 2024 - 14:34

Track Rating: Good 4, Weather: Fine, Rail Position: +6m 1000m-
W/Post; +2m Remainder



Section	Overall	1200m	1000m	800m	600m	400m	200m
Section Times	1:22.91 [1] (0:14.53)	1:08.38 [1] (0:10.83)	0:57.55 [1] (0:11.02)	0:46.53 [1] (0:11.07)	0:35.46 [1] (0:11.15)	0:24.31 [1] (0:11.62)	0:12.69 [1] (0:12.69)
Average Speed [km/h]	49.5	66.3	65.0	65.2	65.2	62.5	56.7
Top Speed [km/h]	66.4	68.7	65.4	66.4	66.3	63.9	60.5
Avg. Dist. to Rail [m]	6.8	1.3	1.5	1.0	2.2	3.8	3.6
Avg. Stride Freq. [Hz]	2.2	2.3	2.3	2.3	2.3	2.3	2.2
Avg. Stride Length [m]	7.7	7.8	7.7	7.6	7.6	7.6	7.1



- [] Ranking at each section and finish
- .-.- No data available at this section
- NA No data available



Horse/Jockey Name	Keep On Running
Final Rank	2
Fastest Section Time (Section)	0:10.97 (1200m)
Top Speed [km/h] (Section)	66.4 (1200m)
Race State	Finished



Townsville QLD Professional

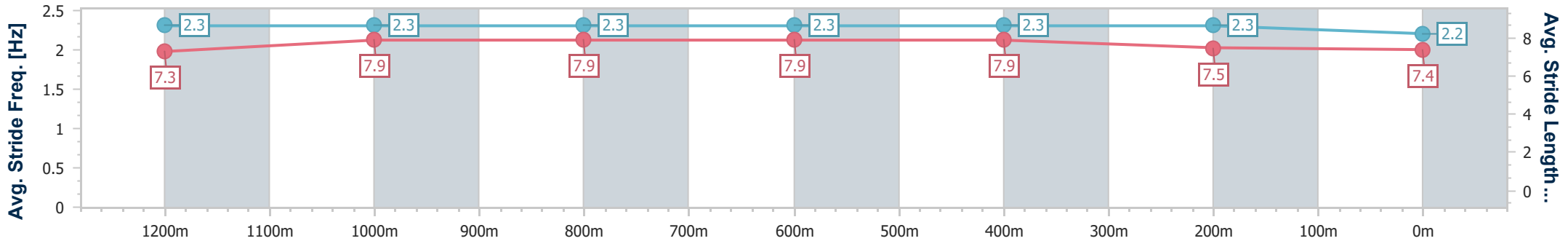
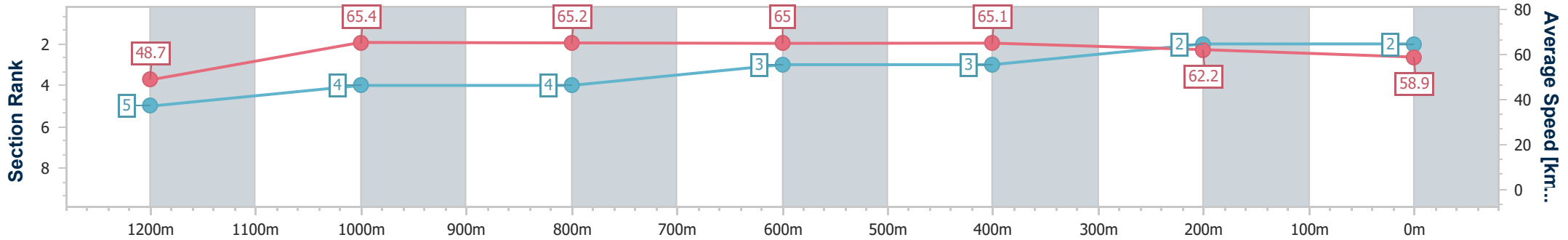
Race 4: COWBOYS LEAGUES CLUB Class 1 Plate - 1400m

28 November 2024 - 14:34

Track Rating: Good 4, Weather: Fine, Rail Position: +6m 1000m-
W/Post; +2m Remainder



Section	Overall	1200m	1000m	800m	600m	400m	200m
Section Times	1:22.95 [2] (0:14.80)	1:08.15 [5] (0:10.97)	0:57.18 [4] (0:11.01)	0:46.17 [4] (0:11.12)	0:35.05 [3] (0:11.19)	0:23.86 [3] (0:11.63)	0:12.23 [2] (0:12.23)
Average Speed [km/h]	48.7	65.4	65.2	65.0	65.1	62.2	58.9
Top Speed [km/h]	65.4	66.4	66.2	65.7	66.4	63.6	61.5
Avg. Dist. to Rail [m]	5.6	1.4	1.2	0.6	2.2	4.1	4.6
Avg. Stride Freq. [Hz]	2.3	2.3	2.3	2.3	2.3	2.3	2.2
Avg. Stride Length [m]	7.3	7.9	7.9	7.9	7.9	7.5	7.4



- [] Ranking at each section and finish
- .-.- No data available at this section
- NA No data available



Horse/Jockey Name	Ultimate
Final Rank	3
Fastest Section Time (Section)	0:10.93 (800m)
Top Speed [km/h] (Section)	68.3 (800m)
Race State	Finished



Townsville QLD Professional

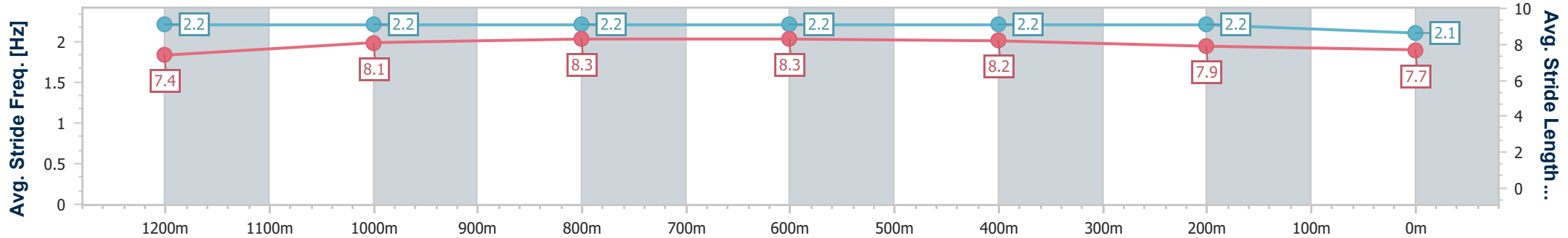
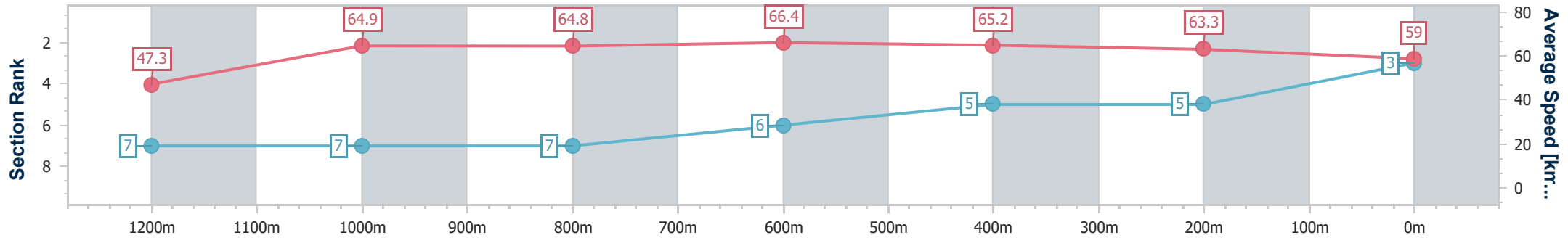
Race 4: COWBOYS LEAGUES CLUB Class 1 Plate - 1400m

28 November 2024 - 14:34

Track Rating: Good 4, Weather: Fine, Rail Position: +6m 1000m-
W/Post; +2m Remainder



Section	Overall	1200m	1000m	800m	600m	400m	200m
Section Times	1:23.17 [3] (0:15.21)	1:07.96 [7] (0:11.05)	0:56.91 [7] (0:11.13)	0:45.78 [7] (0:10.93)	0:34.85 [6] (0:11.18)	0:23.67 [5] (0:11.45)	0:12.22 [5] (0:12.22)
Average Speed [km/h]	47.3	64.9	64.8	66.4	65.2	63.3	59.0
Top Speed [km/h]	65.3	66.9	66.5	68.3	66.2	65.0	61.9
Avg. Dist. to Rail [m]	5.2	1.5	0.9	1.4	2.5	5.4	7.5
Avg. Stride Freq. [Hz]	2.2	2.2	2.2	2.2	2.2	2.2	2.1
Avg. Stride Length [m]	7.4	8.1	8.3	8.3	8.2	7.9	7.7



- [] Ranking at each section and finish
- .-.- No data available at this section
- NA No data available



Horse/Jockey Name	Love On Display
Final Rank	4
Fastest Section Time (Section)	0:11.04 (1000m)
Top Speed [km/h] (Section)	65.8 (800m)
Race State	Finished



Townsville QLD Professional

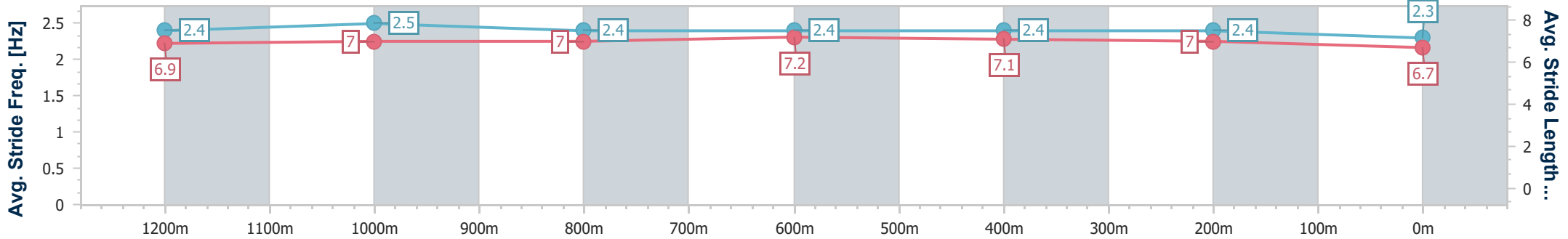
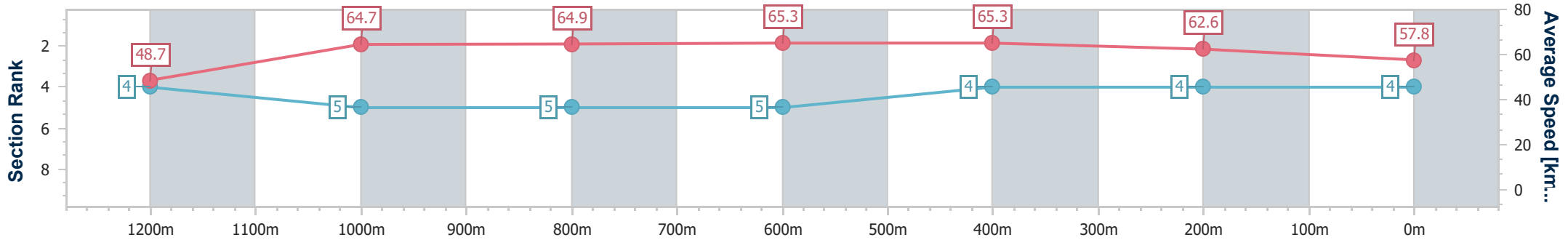
Race 4: COWBOYS LEAGUES CLUB Class 1 Plate - 1400m

28 November 2024 - 14:34

Track Rating: Good 4, Weather: Fine, Rail Position: +6m 1000m-
W/Post; +2m Remainder



Section	Overall	1200m	1000m	800m	600m	400m	200m
Section Times	1:23.38 [4] (0:14.78)	1:08.60 [4] (0:11.09)	0:57.51 [5] (0:11.04)	0:46.47 [5] (0:11.17)	0:35.30 [5] (0:11.24)	0:24.06 [4] (0:11.60)	0:12.46 [4] (0:12.46)
Average Speed [km/h]	48.7	64.7	64.9	65.3	65.3	62.6	57.8
Top Speed [km/h]	64.9	65.7	65.5	65.8	65.8	63.6	61.2
Avg. Dist. to Rail [m]	3.6	1.4	1.5	2.7	3.8	4.6	5.6
Avg. Stride Freq. [Hz]	2.4	2.5	2.4	2.4	2.4	2.4	2.3
Avg. Stride Length [m]	6.9	7.0	7.0	7.2	7.1	7.0	6.7



- [] Ranking at each section and finish
- .-.- No data available at this section
- NA No data available



Horse/Jockey Name	Euromantic
Final Rank	5
Fastest Section Time (Section)	0:10.79 (1200m)
Top Speed [km/h] (Section)	70.7 (1200m)
Race State	Finished



Townsville QLD Professional

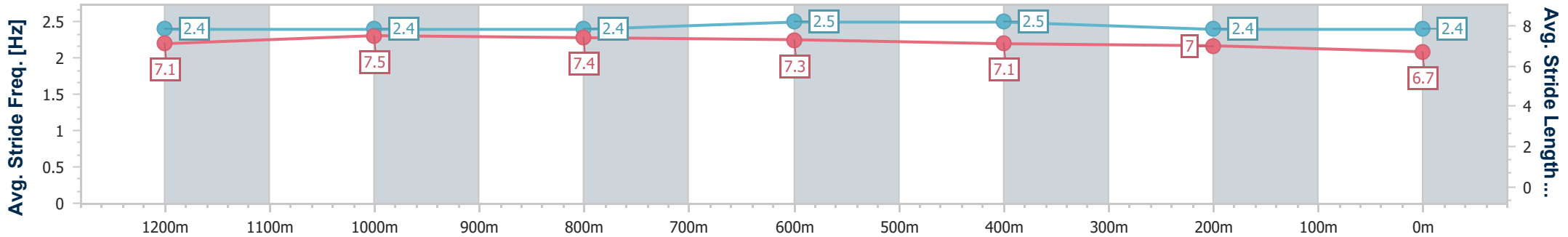
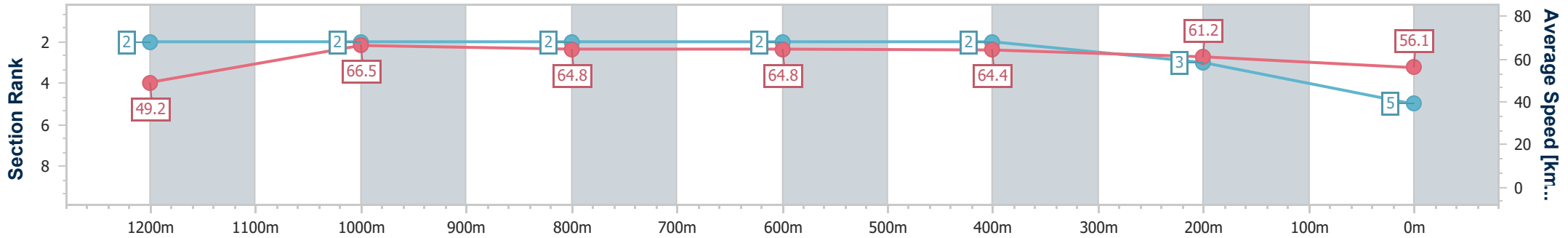
Race 4: COWBOYS LEAGUES CLUB Class 1 Plate - 1400m

28 November 2024 - 14:34

Track Rating: Good 4, Weather: Fine, Rail Position: +6m 1000m-
W/Post; +2m Remainder



Section	Overall	1200m	1000m	800m	600m	400m	200m
Section Times	1:23.57 [5] (0:14.65)	1:08.92 [2] (0:10.79)	0:58.13 [2] (0:11.11)	0:47.02 [2] (0:11.19)	0:35.83 [2] (0:11.22)	0:24.61 [2] (0:11.80)	0:12.81 [3] (0:12.81)
Average Speed [km/h]	49.2	66.5	64.8	64.8	64.4	61.2	56.1
Top Speed [km/h]	65.9	70.7	66.0	65.8	65.5	62.6	60.1
Avg. Dist. to Rail [m]	8.4	1.4	0.9	1.3	0.9	2.5	3.7
Avg. Stride Freq. [Hz]	2.4	2.4	2.4	2.5	2.5	2.4	2.4
Avg. Stride Length [m]	7.1	7.5	7.4	7.3	7.1	7.0	6.7



- [] Ranking at each section and finish
- .-.- No data available at this section
- NA No data available



Horse/Jockey Name	Queenbeel
Final Rank	6
Fastest Section Time (Section)	0:11.08 (1200m)
Top Speed [km/h] (Section)	65.5 (800m)
Race State	Finished



Townsville QLD Professional

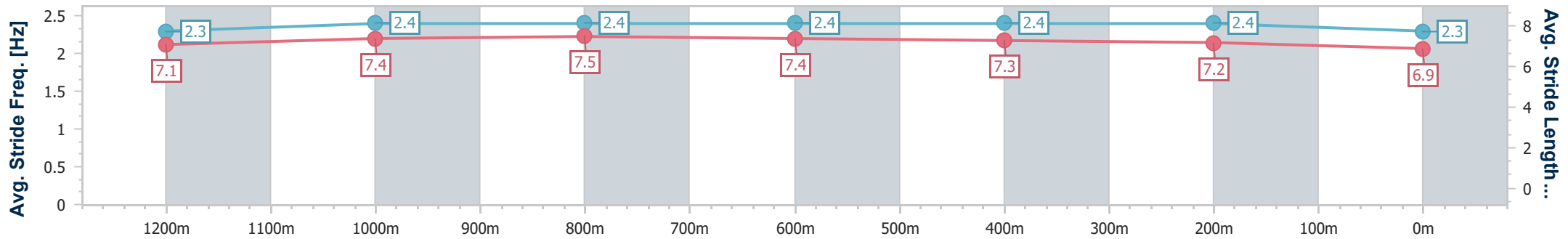
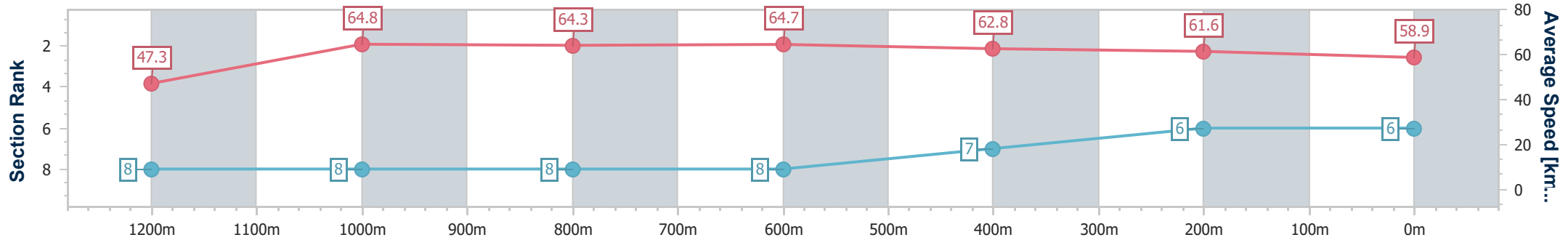
Race 4: COWBOYS LEAGUES CLUB Class 1 Plate - 1400m

28 November 2024 - 14:34

Track Rating: Good 4, Weather: Fine, Rail Position: +6m 1000m-
W/Post; +2m Remainder



Section	Overall	1200m	1000m	800m	600m	400m	200m
Section Times	1:24.15 [6] (0:15.23)	1:08.92 [8] (0:11.08)	0:57.84 [8] (0:11.10)	0:46.74 [8] (0:11.18)	0:35.56 [8] (0:11.54)	0:24.02 [7] (0:11.78)	0:12.24 [6] (0:12.24)
Average Speed [km/h]	47.3	64.8	64.3	64.7	62.8	61.6	58.9
Top Speed [km/h]	64.5	65.4	65.4	65.5	63.7	62.7	61.2
Avg. Dist. to Rail [m]	4.5	2.2	1.8	1.2	1.7	4.5	6.5
Avg. Stride Freq. [Hz]	2.3	2.4	2.4	2.4	2.4	2.4	2.3
Avg. Stride Length [m]	7.1	7.4	7.5	7.4	7.3	7.2	6.9



- [] Ranking at each section and finish
- .-.- No data available at this section
- NA No data available



Horse/Jockey Name	Deer Hunter
Final Rank	7
Fastest Section Time (Section)	0:11.02 (1200m)
Top Speed [km/h] (Section)	66.0 (800m)
Race State	Finished



Townsville QLD Professional

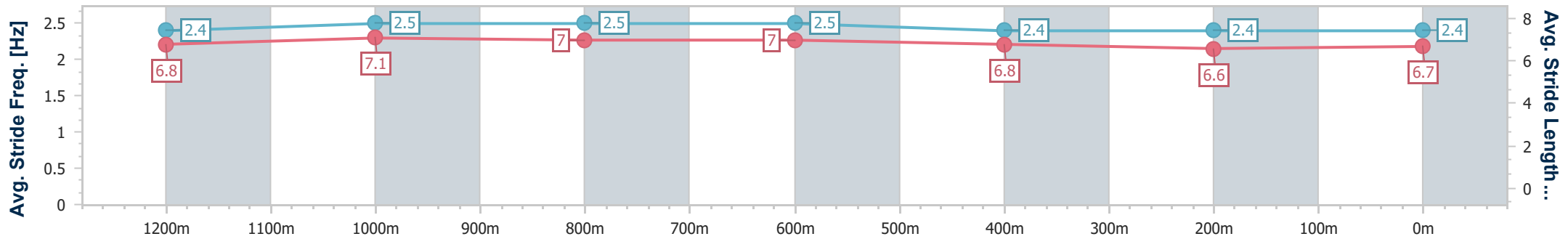
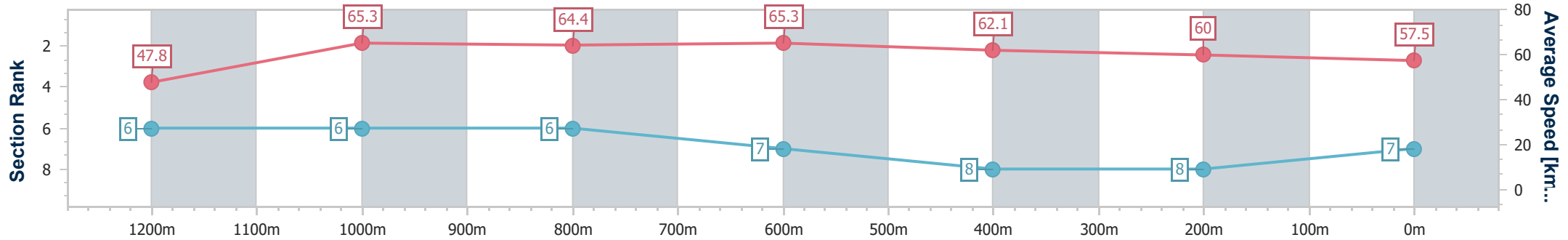
Race 4: COWBOYS LEAGUES CLUB Class 1 Plate - 1400m

28 November 2024 - 14:34

Track Rating: Good 4, Weather: Fine, Rail Position: +6m 1000m-
W/Post; +2m Remainder



Section	Overall	1200m	1000m	800m	600m	400m	200m
Section Times	1:24.84 [7] (0:15.08)	1:09.76 [6] (0:11.02)	0:58.74 [6] (0:11.18)	0:47.56 [6] (0:11.16)	0:36.40 [7] (0:11.77)	0:24.63 [8] (0:12.09)	0:12.54 [8] (0:12.54)
Average Speed [km/h]	47.8	65.3	64.4	65.3	62.1	60.0	57.5
Top Speed [km/h]	65.0	65.8	65.4	66.0	63.8	62.0	60.0
Avg. Dist. to Rail [m]	7.9	2.0	0.8	2.7	3.0	5.4	6.6
Avg. Stride Freq. [Hz]	2.4	2.5	2.5	2.5	2.4	2.4	2.4
Avg. Stride Length [m]	6.8	7.1	7.0	7.0	6.8	6.6	6.7



- [] Ranking at each section and finish
- .-.- No data available at this section
- NA No data available



Horse/Jockey Name	Pride An' Joy
Final Rank	8
Fastest Section Time (Section)	0:10.95 (1200m)
Top Speed [km/h] (Section)	67.3 (1200m)
Race State	Finished



Townsville QLD Professional

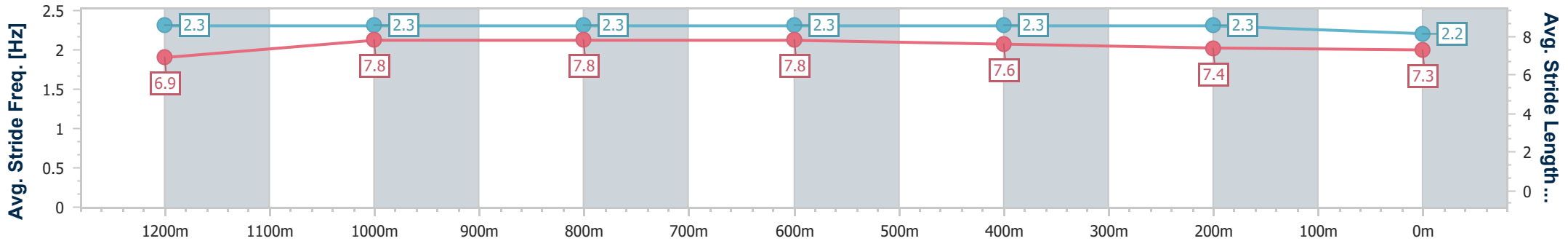
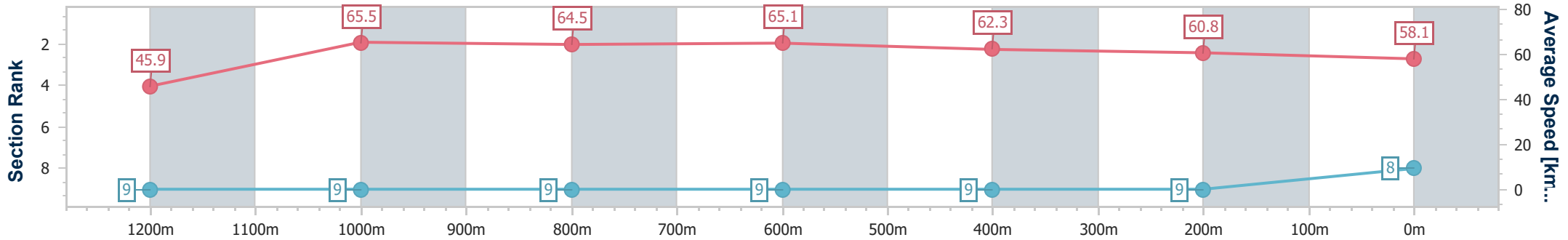
Race 4: COWBOYS LEAGUES CLUB Class 1 Plate - 1400m

28 November 2024 - 14:34

Track Rating: Good 4, Weather: Fine, Rail Position: +6m 1000m-
W/Post; +2m Remainder



Section	Overall	1200m	1000m	800m	600m	400m	200m							
Section Times	1:24.88 [8] (0:15.72)	1:09.16 [9] (0:10.95)	0:58.21 [9] (0:11.14)	0:47.07 [9] (0:11.11)	0:35.96 [9] (0:11.66)	0:24.30 [9] (0:11.90)	0:12.40 [9] (0:12.40)							
Average Speed [km/h]	45.9	65.5	64.5	65.1	62.3	60.8	58.1							
Top Speed [km/h]	65.9	67.3	65.0	66.2	64.3	62.1	60.4							
Avg. Dist. to Rail [m]	5.1	1.5	1.2	1.1	1.9	2.9	4.1							
Avg. Stride Freq. [Hz]	2.3	2.3	2.3	2.3	2.3	2.3	2.2							
Avg. Stride Length [m]	6.9	7.8	7.8	7.8	7.6	7.4	7.3							



- [] Ranking at each section and finish
- .-.- No data available at this section
- NA No data available



Horse/Jockey Name	Ginger Mick
Final Rank	9
Fastest Section Time (Section)	0:11.01 (1200m)
Top Speed [km/h] (Section)	66.0 (800m)
Race State	Finished



Townsville QLD Professional

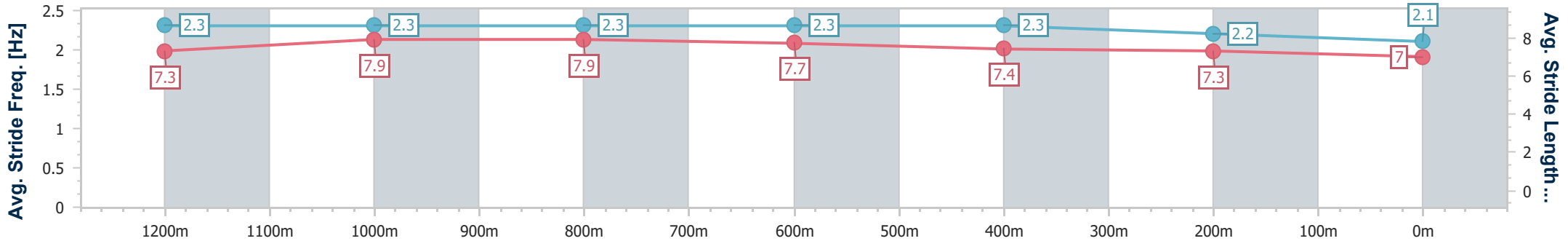
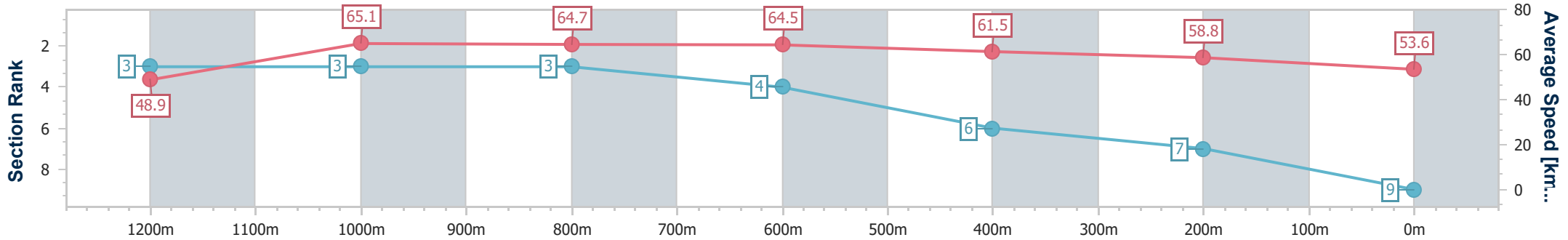
Race 4: COWBOYS LEAGUES CLUB Class 1 Plate - 1400m

28 November 2024 - 14:34

Track Rating: Good 4, Weather: Fine, Rail Position: +6m 1000m-
W/Post; +2m Remainder



Section	Overall	1200m	1000m	800m	600m	400m	200m
Section Times	1:25.53 [9] (0:14.72)	1:10.81 [3] (0:11.01)	0:59.80 [3] (0:11.01)	0:48.79 [3] (0:11.19)	0:37.60 [4] (0:11.85)	0:25.75 [6] (0:12.32)	0:13.43 [7] (0:13.43)
Average Speed [km/h]	48.9	65.1	64.7	64.5	61.5	58.8	53.6
Top Speed [km/h]	66.0	65.6	65.6	66.0	62.8	59.7	57.2
Avg. Dist. to Rail [m]	3.7	2.3	2.2	0.7	2.3	3.4	3.6
Avg. Stride Freq. [Hz]	2.3	2.3	2.3	2.3	2.3	2.2	2.1
Avg. Stride Length [m]	7.3	7.9	7.9	7.7	7.4	7.3	7.0



- [] Ranking at each section and finish
- .-.- No data available at this section
- NA No data available



Townsville QLD Professional

Race 5: HYGAIN Class 3 Plate - 1000m

28 November 2024 - 15:14



Track Rating: Good 4, Weather: Fine, Rail Position: +6m 1000m-W/Post; +2m Remainder

Section		Overall						800m		600m		400m		200m		Last 600m	
Field Times		0:56.60 (0:12.84)						0:43.76 (0:10.16)		0:33.60 (0:10.66)		0:22.94 (0:11.10)		0:11.84 (0:11.84)		0:33.60	
Rank	TAB	Horse/Jockey	Barrier	Top Speed [km/h]	Fastest Section							Margin			Distance Travelled [m]		
1	5	NORTHERNONTAP Nathan Day	7	70.9 800m	0:10.49 800m	0:56.60 [1] (0:13.27)	0:43.33 [5] (0:10.49)	0:32.84 [5] (0:10.65)	0:22.19 [5] (0:10.76)	0:11.43 [3] (0:11.43)	0:56.60		0:32.84				
2	2	YAMABUSHI Tyler Leslight	8	72.0 Overall	0:10.21 800m	0:56.74 [2] (0:13.05)	0:43.69 [2] (0:10.21)	0:33.48 [2] (0:10.61)	0:22.87 [2] (0:11.03)	0:11.84 [2] (0:11.84)	0.83L		0:33.48	-2			
3	6	THE WALLET Ryan Wiggins	9	72.0 800m	0:10.16 800m	0:56.89 [3] (0:12.84)	0:44.05 [1] (0:10.16)	0:33.89 [1] (0:10.66)	0:23.23 [1] (0:11.10)	0:12.13 [1] (0:12.13)	1.75L		0:33.89	-9			
4	3	HEAD HONCHO Micheal McDonald	3	70.8 800m	0:10.39 800m	0:56.90 [4] (0:13.37)	0:43.53 [7] (0:10.39)	0:33.14 [5] (0:10.83)	0:22.31 [6] (0:10.76)	0:11.55 [4] (0:11.55)	1.79L		0:33.14	+4			
5	1	DEVIL'S INN Jackson Murphy	5	72.1 800m	0:10.25 800m	0:57.25 [5] (0:13.66)	0:43.59 [8] (0:10.25)	0:33.34 [8] (0:10.70)	0:22.64 [7] (0:10.99)	0:11.65 [7] (0:11.65)	3.86L		0:33.34	+2			
6	4	NO LOVE LOST Adam Sewell	6	70.7 800m	0:10.43 800m	0:57.38 [6] (0:13.15)	0:44.23 [3] (0:10.43)	0:33.80 [4] (0:10.73)	0:23.07 [3] (0:11.09)	0:11.98 [5] (0:11.98)	4.62L		0:33.80	-2			
7	8	LAST LAUGH Olivia Kendal	4	70.7 800m	0:10.32 800m	0:57.57 [7] (0:13.18)	0:44.39 [4] (0:10.32)	0:34.07 [3] (0:10.83)	0:23.24 [4] (0:11.14)	0:12.10 [6] (0:12.10)	5.75L		0:34.07	-3			
8	10	SO ODELIA Chris Whiteley	2	69.8 800m	0:10.47 800m	0:57.63 [8] (0:13.35)	0:44.28 [6] (0:10.47)	0:33.81 [7] (0:10.92)	0:22.89 [8] (0:10.94)	0:11.95 [8] (0:11.95)	6.06L		0:33.81	+0			
9	7	BOOMALINA Isabella Teh	1	66.6 Overall	0:10.93 800m	0:59.56 [9] (0:13.72)	0:45.84 [9] (0:10.93)	0:34.91 [9] (0:11.18)	0:23.73 [9] (0:11.46)	0:12.27 [9] (0:12.27)	17.46L		0:34.91	-1			

Scratched: Mount Warning (#9)

[] Ranking at each section and finish
 -:-:- No data available at this section
 NA No data available

SCN Saddle cloth number
 DNF Did not finish
 DNT Did not track



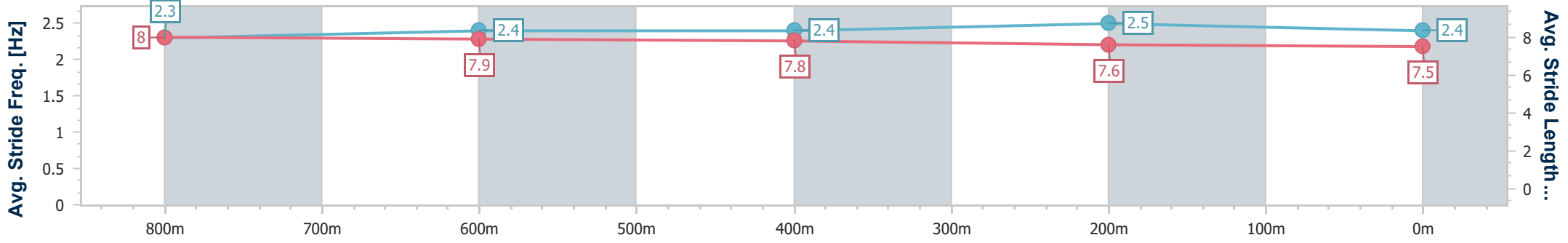
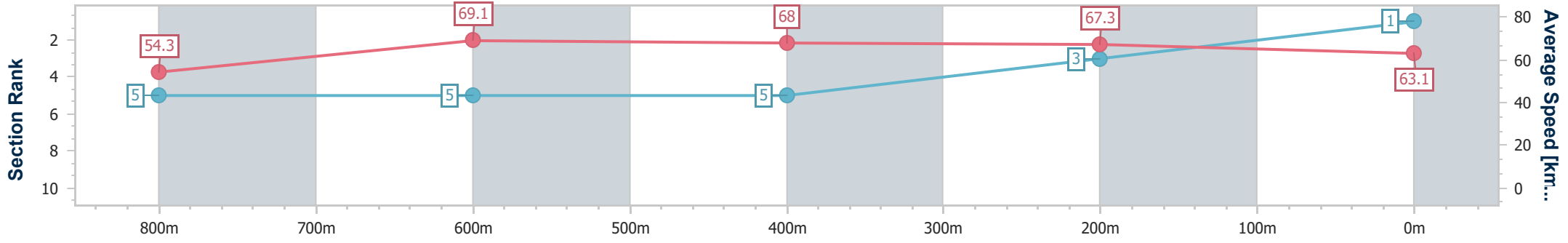
Horse/Jockey Name	Northernontap
Final Rank	1
Fastest Section Time (Section)	0:10.49 (800m)
Top Speed [km/h] (Section)	70.9 (800m)
Race State	Finished



Townsville QLD Professional
Race 5: HYGAIN Class 3 Plate - 1000m
 28 November 2024 - 15:14
 Track Rating: Good 4, Weather: Fine, Rail Position: +6m 1000m-
 W/Post; +2m Remainder



Section	Overall	800m	600m	400m	200m
Section Times	0:56.60 [1] (0:13.27)	0:43.33 [5] (0:10.49)	0:32.84 [5] (0:10.65)	0:22.19 [5] (0:10.76)	0:11.43 [3] (0:11.43)
Average Speed [km/h]	54.3	69.1	68.0	67.3	63.1
Top Speed [km/h]	69.2	70.9	68.8	68.2	66.7
Avg. Dist. to Rail [m]	5.7	2.0	1.4	3.9	5.4
Avg. Stride Freq. [Hz]	2.3	2.4	2.4	2.5	2.4
Avg. Stride Length [m]	8.0	7.9	7.8	7.6	7.5



- [] Ranking at each section and finish
- .-.- No data available at this section
- NA No data available



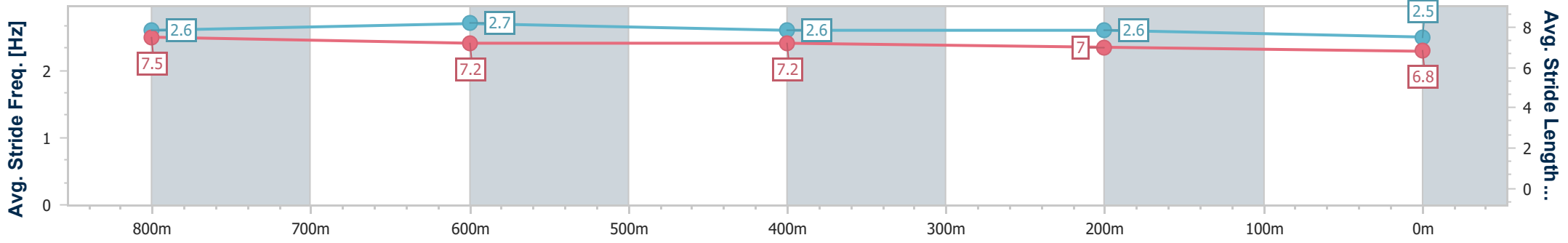
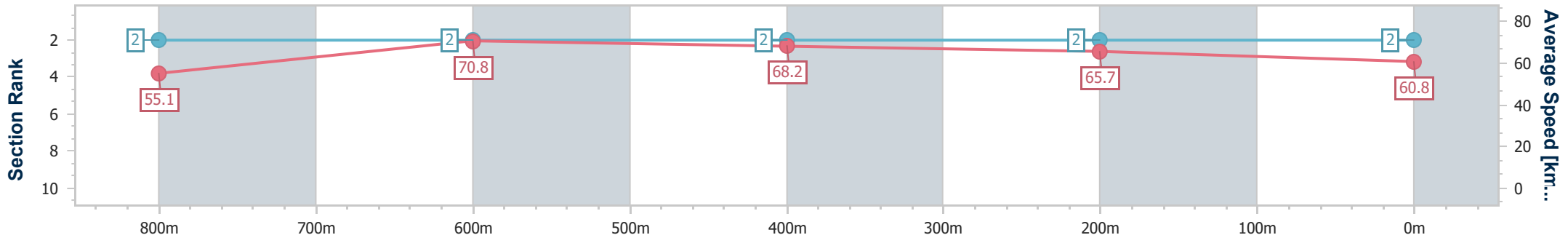
Horse/Jockey Name	Yamabushi
Final Rank	2
Fastest Section Time (Section)	0:10.21 (800m)
Top Speed [km/h] (Section)	72.0 (Overall)
Race State	Finished



Townsville QLD Professional
 Race 5: HYGAIN Class 3 Plate - 1000m
 28 November 2024 - 15:14
 Track Rating: Good 4, Weather: Fine, Rail Position: +6m 1000m-
 W/Post; +2m Remainder



Section	Overall	800m	600m	400m	200m
Section Times	0:56.74 [2] (0:13.05)	0:43.69 [2] (0:10.21)	0:33.48 [2] (0:10.61)	0:22.87 [2] (0:11.03)	0:11.84 [2] (0:11.84)
Average Speed [km/h]	55.1	70.8	68.2	65.7	60.8
Top Speed [km/h]	72.0	72.0	70.1	67.1	64.0
Avg. Dist. to Rail [m]	6.4	1.4	1.4	3.5	4.7
Avg. Stride Freq. [Hz]	2.6	2.7	2.6	2.6	2.5
Avg. Stride Length [m]	7.5	7.2	7.2	7.0	6.8



- [] Ranking at each section and finish
- .-.- No data available at this section
- NA No data available



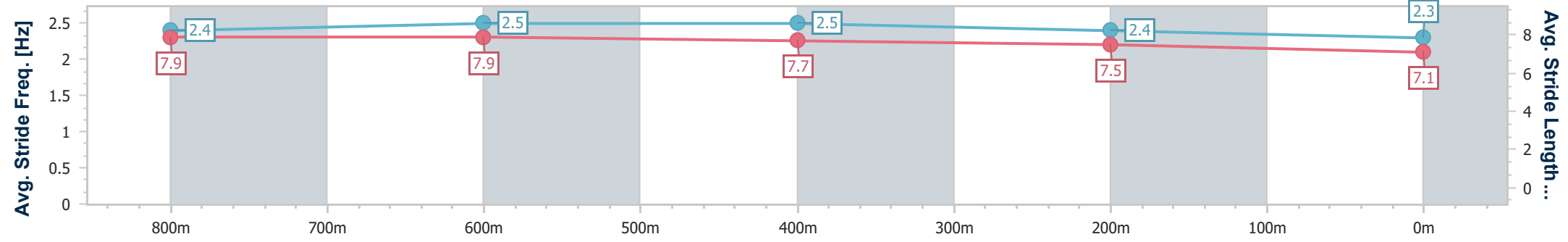
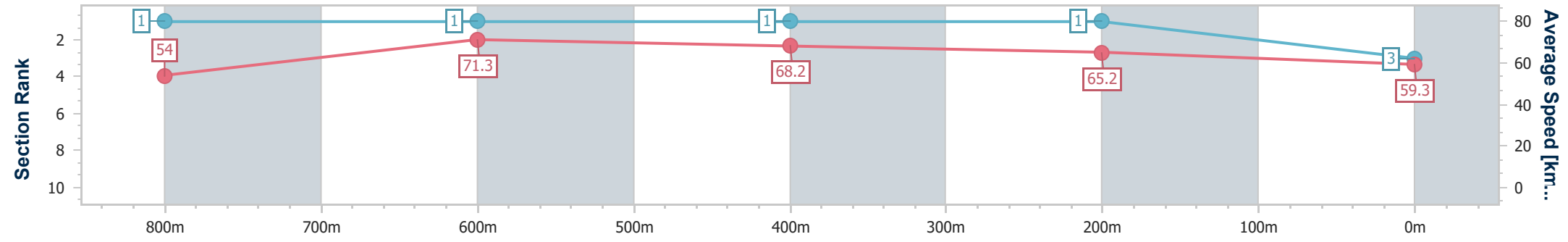
Horse/Jockey Name	The Wallet
Final Rank	3
Fastest Section Time (Section)	0:10.16 (800m)
Top Speed [km/h] (Section)	72.0 (800m)
Race State	Finished



Townsville QLD Professional
 Race 5: HYGAIN Class 3 Plate - 1000m
 28 November 2024 - 15:14
 Track Rating: Good 4, Weather: Fine, Rail Position: +6m 1000m-
 W/Post; +2m Remainder



Section	Overall	800m	600m	400m	200m
Section Times	0:56.89 [3] (0:12.84)	0:44.05 [1] (0:10.16)	0:33.89 [1] (0:10.66)	0:23.23 [1] (0:11.10)	0:12.13 [1] (0:12.13)
Average Speed [km/h]	54.0	71.3	68.2	65.2	59.3
Top Speed [km/h]	71.7	72.0	70.6	67.3	63.3
Avg. Dist. to Rail [m]	7.2	1.2	1.9	2.7	3.2
Avg. Stride Freq. [Hz]	2.4	2.5	2.5	2.4	2.3
Avg. Stride Length [m]	7.9	7.9	7.7	7.5	7.1



- [] Ranking at each section and finish
- .-.- No data available at this section
- NA No data available



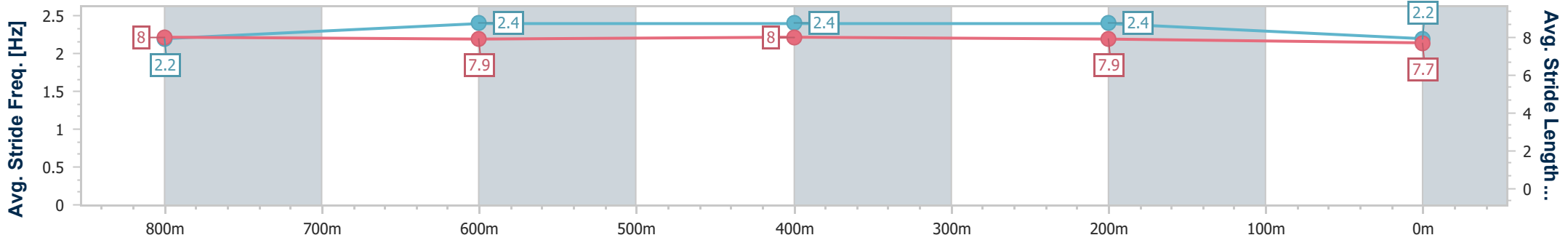
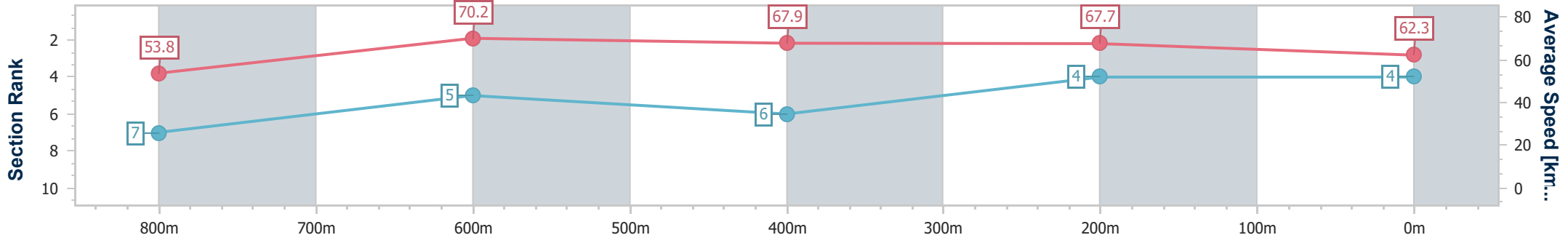
Horse/Jockey Name	Head Honcho
Final Rank	4
Fastest Section Time (Section)	0:10.39 (800m)
Top Speed [km/h] (Section)	70.8 (800m)
Race State	Finished



Townsville QLD Professional
 Race 5: HYGAIN Class 3 Plate - 1000m
 28 November 2024 - 15:14
 Track Rating: Good 4, Weather: Fine, Rail Position: +6m 1000m-
 W/Post; +2m Remainder



Section	Overall	800m	600m	400m	200m
Section Times	0:56.90 [4] (0:13.37)	0:43.53 [7] (0:10.39)	0:33.14 [5] (0:10.83)	0:22.31 [6] (0:10.76)	0:11.55 [4] (0:11.55)
Average Speed [km/h]	53.8	70.2	67.9	67.7	62.3
Top Speed [km/h]	69.6	70.8	69.4	69.0	66.2
Avg. Dist. to Rail [m]	3.5	3.3	4.1	7.3	9.6
Avg. Stride Freq. [Hz]	2.2	2.4	2.4	2.4	2.2
Avg. Stride Length [m]	8.0	7.9	8.0	7.9	7.7



- [] Ranking at each section and finish
- .-.- No data available at this section
- NA No data available



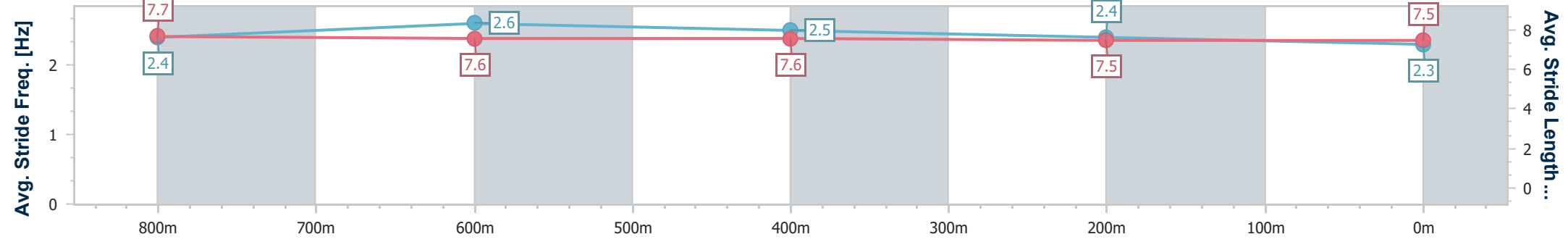
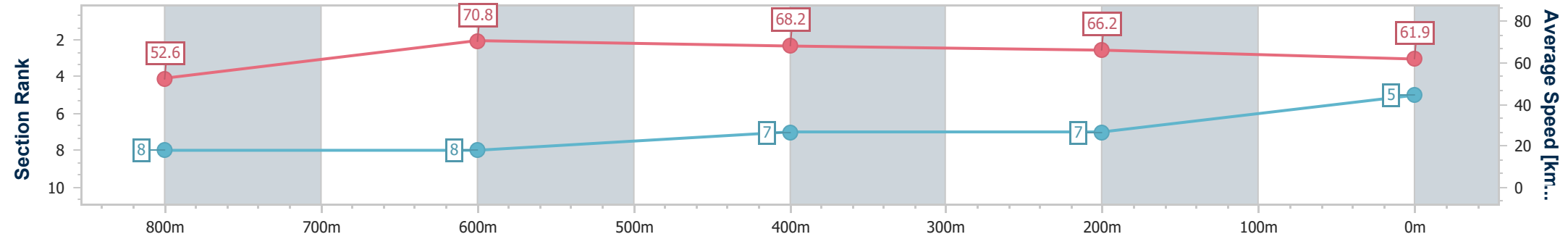
Horse/Jockey Name	Devil's Inn
Final Rank	5
Fastest Section Time (Section)	0:10.25 (800m)
Top Speed [km/h] (Section)	72.1 (800m)
Race State	Finished



Townsville QLD Professional
 Race 5: HYGAIN Class 3 Plate - 1000m
 28 November 2024 - 15:14
 Track Rating: Good 4, Weather: Fine, Rail Position: +6m 1000m-
 W/Post; +2m Remainder



Section	Overall	800m	600m	400m	200m
Section Times	0:57.25 [5] (0:13.66)	0:43.59 [8] (0:10.25)	0:33.34 [8] (0:10.70)	0:22.64 [7] (0:10.99)	0:11.65 [7] (0:11.65)
Average Speed [km/h]	52.6	70.8	68.2	66.2	61.9
Top Speed [km/h]	67.9	72.1	71.9	68.3	65.8
Avg. Dist. to Rail [m]	3.8	2.1	2.9	6.6	8.0
Avg. Stride Freq. [Hz]	2.4	2.6	2.5	2.4	2.3
Avg. Stride Length [m]	7.7	7.6	7.6	7.5	7.5



- [] Ranking at each section and finish
- .-.- No data available at this section
- NA No data available



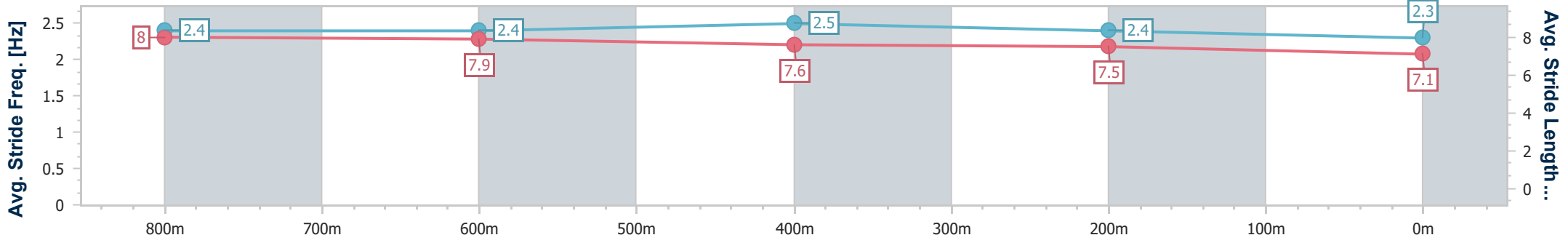
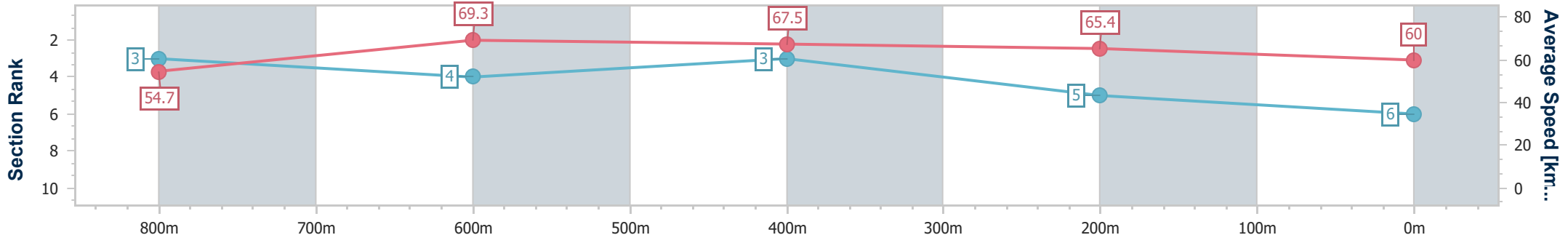
Horse/Jockey Name	No Love Lost
Final Rank	6
Fastest Section Time (Section)	0:10.43 (800m)
Top Speed [km/h] (Section)	70.7 (800m)
Race State	Finished



Townsville QLD Professional
 Race 5: HYGAIN Class 3 Plate - 1000m
 28 November 2024 - 15:14
 Track Rating: Good 4, Weather: Fine, Rail Position: +6m 1000m-
 W/Post; +2m Remainder



Section	Overall	800m	600m	400m	200m
Section Times	0:57.38 [6] (0:13.15)	0:44.23 [3] (0:10.43)	0:33.80 [4] (0:10.73)	0:23.07 [3] (0:11.09)	0:11.98 [5] (0:11.98)
Average Speed [km/h]	54.7	69.3	67.5	65.4	60.0
Top Speed [km/h]	69.8	70.7	69.1	66.9	63.2
Avg. Dist. to Rail [m]	4.4	1.0	1.5	3.9	5.7
Avg. Stride Freq. [Hz]	2.4	2.4	2.5	2.4	2.3
Avg. Stride Length [m]	8.0	7.9	7.6	7.5	7.1



- [] Ranking at each section and finish
- .-.- No data available at this section
- NA No data available



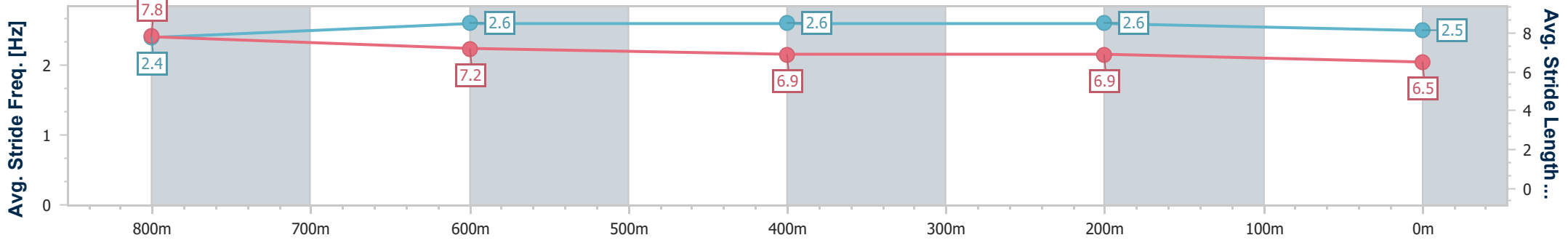
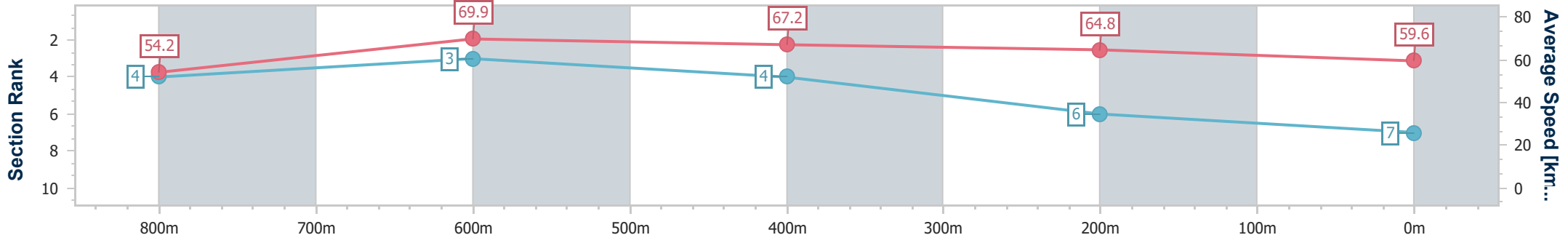
Horse/Jockey Name	Last Laugh
Final Rank	7
Fastest Section Time (Section)	0:10.32 (800m)
Top Speed [km/h] (Section)	70.7 (800m)
Race State	Finished



Townsville QLD Professional
Race 5: HYGAIN Class 3 Plate - 1000m
 28 November 2024 - 15:14
 Track Rating: Good 4, Weather: Fine, Rail Position: +6m 1000m-
 W/Post; +2m Remainder



Section	Overall	800m	600m	400m	200m
Section Times	0:57.57 [7] (0:13.18)	0:44.39 [4] (0:10.32)	0:34.07 [3] (0:10.83)	0:23.24 [4] (0:11.14)	0:12.10 [6] (0:12.10)
Average Speed [km/h]	54.2	69.9	67.2	64.8	59.6
Top Speed [km/h]	69.8	70.7	68.9	65.6	64.3
Avg. Dist. to Rail [m]	3.5	0.7	2.1	1.7	1.4
Avg. Stride Freq. [Hz]	2.4	2.6	2.6	2.6	2.5
Avg. Stride Length [m]	7.8	7.2	6.9	6.9	6.5



- [] Ranking at each section and finish
- .-.- No data available at this section
- NA No data available



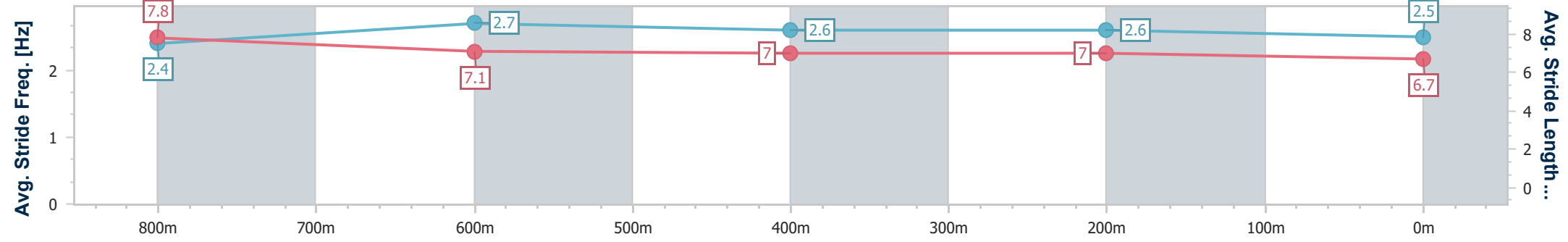
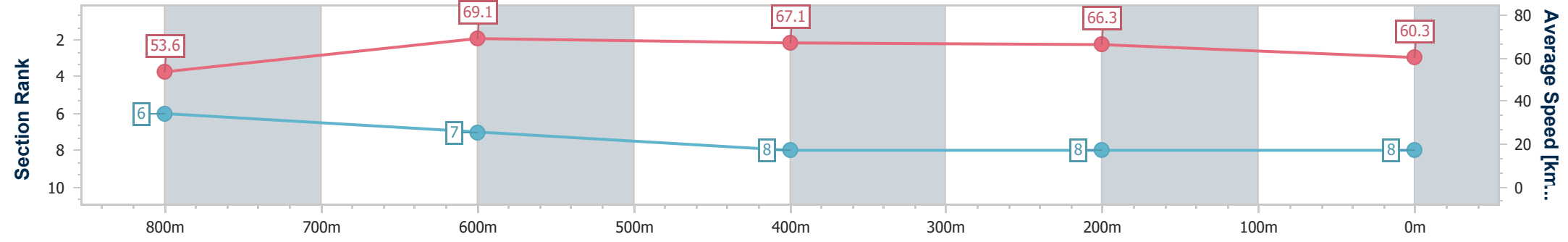
Horse/Jockey Name	So Odelia
Final Rank	8
Fastest Section Time (Section)	0:10.47 (800m)
Top Speed [km/h] (Section)	69.8 (800m)
Race State	Finished



Townsville QLD Professional
 Race 5: HYGAIN Class 3 Plate - 1000m
 28 November 2024 - 15:14
 Track Rating: Good 4, Weather: Fine, Rail Position: +6m 1000m-
 W/Post; +2m Remainder



Section	Overall	800m	600m	400m	200m
Section Times	0:57.63 [8] (0:13.35)	0:44.28 [6] (0:10.47)	0:33.81 [7] (0:10.92)	0:22.89 [8] (0:10.94)	0:11.95 [8] (0:11.95)
Average Speed [km/h]	53.6	69.1	67.1	66.3	60.3
Top Speed [km/h]	69.3	69.8	68.1	67.3	65.5
Avg. Dist. to Rail [m]	1.0	1.1	3.9	4.8	7.5
Avg. Stride Freq. [Hz]	2.4	2.7	2.6	2.6	2.5
Avg. Stride Length [m]	7.8	7.1	7.0	7.0	6.7



- [] Ranking at each section and finish
- .-.- No data available at this section
- NA No data available



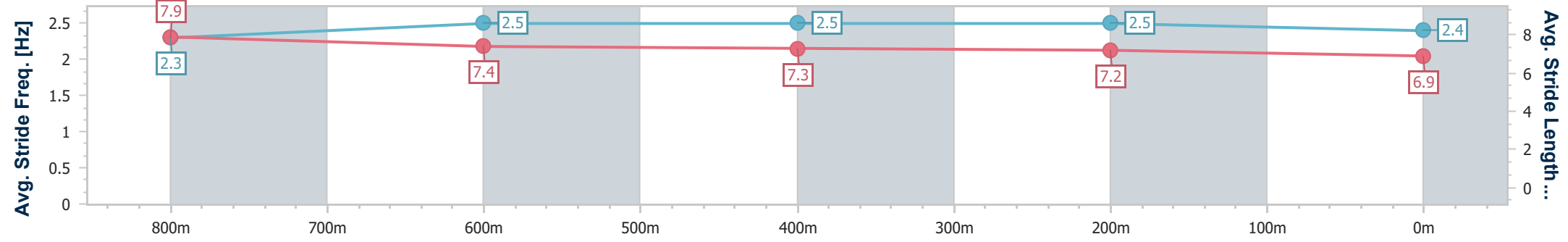
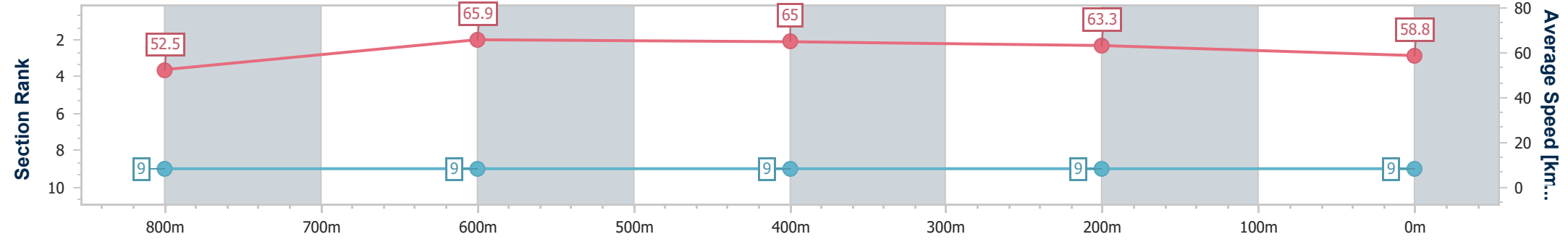
Horse/Jockey Name	Boomalina
Final Rank	9
Fastest Section Time (Section)	0:10.93 (800m)
Top Speed [km/h] (Section)	66.6 (Overall)
Race State	Finished



Townsville QLD Professional
 Race 5: HYGAIN Class 3 Plate - 1000m
 28 November 2024 - 15:14
 Track Rating: Good 4, Weather: Fine, Rail Position: +6m 1000m-
 W/Post; +2m Remainder



Section	Overall	800m	600m	400m	200m
Section Times	0:59.56 [9] (0:13.72)	0:45.84 [9] (0:10.93)	0:34.91 [9] (0:11.18)	0:23.73 [9] (0:11.46)	0:12.27 [9] (0:12.27)
Average Speed [km/h]	52.5	65.9	65.0	63.3	58.8
Top Speed [km/h]	66.6	66.5	65.8	64.0	62.4
Avg. Dist. to Rail [m]	1.3	0.5	2.0	3.7	2.8
Avg. Stride Freq. [Hz]	2.3	2.5	2.5	2.5	2.4
Avg. Stride Length [m]	7.9	7.4	7.3	7.2	6.9



- [] Ranking at each section and finish
- .-.- No data available at this section
- NA No data available



Townsville QLD Professional

Race 6: SMART RENTALS PROPERTY MANAGEMENT QTIS Maiden Handicap - 1000m

28 November 2024 - 15:49



Track Rating: Good 4, Weather: Fine, Rail Position: +6m 1000m-W/Post; +2m Remainder

Section		Overall	800m	600m	400m	200m	Last 600m					
Field Times		0:56.93 (0:12.87)	0:44.06 (0:10.18)	0:33.88 (0:10.77)	0:23.11 (0:11.20)	0:11.91 (0:11.91)	0:00.00					
Rank	TAB Horse/Jockey	Barrier	Top Speed [km/h]	Fastest Section	Margin	Margin	Distance Travelled [m]					
1	6 REEMYA Nathan Day	1	72.9 800m	0:10.18 800m	0:56.93 [1] (0:12.87)	0:44.06 [1] (0:10.18)	0:33.88 [1] (0:10.77)	0:23.11 [2] (0:11.20)	0:11.91 [1] (0:11.91)	0:56.93	0:33.88	
2	5 PRIDE OF THE BIG FISH Pietro Romeo	8	71.6 Overall	0:10.43 800m	0:57.24 [2] (0:12.95)	0:44.29 [2] (0:10.43)	0:33.86 [5] (0:10.97)	0:22.89 [7] (0:11.13)	0:11.76 [5] (0:11.76)	1.79L	0:33.86	+13
3	2 SUPERSTITIONS Tyler Leslight	4	73.0 800m	0:10.07 800m	0:57.32 [3] (0:13.02)	0:44.30 [4] (0:10.07)	0:34.23 [2] (0:10.82)	0:23.41 [4] (0:11.35)	0:12.06 [3] (0:12.06)	2.28L	0:34.23	+10
4	12 LITTLE IFFY Olivia Kendal	5	72.8 800m	0:10.16 800m	0:57.37 [4] (0:12.96)	0:44.41 [3] (0:10.16)	0:34.25 [3] (0:10.78)	0:23.47 [3] (0:11.31)	0:12.16 [2] (0:12.16)	2.58L	0:34.25	+10
5	13 OHMIKKIUS OFINE Nathan Thomas	7	72.7 800m	0:10.15 800m	0:57.54 [5] (0:13.23)	0:44.31 [7] (0:10.15)	0:34.16 [6] (0:10.81)	0:23.35 [6] (0:11.27)	0:12.08 [4] (0:12.08)	3.56L	0:34.16	+12
6	16 THREDBO Chelsea Jokic	2	Data was not able to be tracked for this horse		----	----	----	----	----	4.44L	----	----
7	9 WHAT A BOBBI DAZZLA Isabella Teh	9	71.3 800m	0:10.27 800m	0:57.77 [7] (0:13.21)	0:44.56 [6] (0:10.27)	0:34.29 [7] (0:10.93)	0:23.36 [8] (0:11.28)	0:12.08 [7] (0:12.08)	4.9L	0:34.29	+13
8	14 RISING PROPHET Jackson Murphy	12	72.0 800m	0:10.28 800m	0:57.77 [8] (0:13.50)	0:44.27 [8] (0:10.28)	0:33.99 [8] (0:10.73)	0:23.26 [9] (0:11.21)	0:12.05 [8] (0:12.05)	4.92L	0:33.99	+14
9	15 HEAD BEE Denicious Smith	3	71.7 800m	0:10.15 800m	0:58.29 [9] (0:13.20)	0:45.09 [5] (0:10.15)	0:34.94 [4] (0:10.73)	0:24.21 [5] (0:11.60)	0:12.61 [6] (0:12.61)	7.99L	0:34.94	+4
10	3 TAKE A DIVE Chris Whiteley	6	71.2 800m	0:10.37 800m	0:58.84 [10] (0:13.59)	0:45.25 [9] (0:10.37)	0:34.88 [10] (0:11.15)	0:23.73 [10] (0:11.61)	0:12.12 [10] (0:12.12)	11.2L	0:34.88	+9

Scratched: Pardon The Purr (#8), Mimmy's Secret (#10), Our Folly (#7), Mythbusta (#4)

[] Ranking at each section and finish
 ---- No data available at this section
 NA No data available
 SCN Saddle cloth number
 DNF Did not finish
 DNT Did not track



Townsville QLD Professional
Race 6: SMART RENTALS PROPERTY MANAGEMENT QTIS Maiden
Handicap - 1000m
28 November 2024 - 15:49



Track Rating: Good 4, Weather: Fine, Rail Position: +6m 1000m-W/Post; +2m Remainder

Section		Overall	800m	600m	400m	200m	Last 600m					
Field Times		0:56.93 (0:12.87)	0:44.06 (0:10.18)	0:33.88 (0:10.77)	0:23.11 (0:11.20)	0:11.91 (0:11.91)	0:00.00					
Rank	TAB Horse/Jockey	Barrier	Top Speed [km/h]	Fastest Section	Margin					Distance Travelled [m]		
11	11 RAFFY'S GIRL Adam Sewell	11	69.2 800m	0:10.61 800m	0:58.87 [11] (0:13.71)	0:45.16 [12] (0:10.61)	0:34.55 [12] (0:11.01)	0:23.54 [11] (0:11.26)	0:12.28 [9] (0:12.28)	11.4L	0:34.55	+10
12	1 KEEPTHEWOLVESAWAY Lacey Morrison	10	71.2 800m	0:10.41 800m	1:00.01 [12] (0:13.69)	0:46.32 [11] (0:10.41)	0:35.91 [11] (0:12.10)	0:23.81 [12] (0:11.61)	0:12.20 [11] (0:12.20)	18.08L	0:35.91	+13

Scratched: Pardon The Purr (#8), Mimmy's Secret (#10), Our Folly (#7), Mythbusta (#4)

[] Ranking at each section and finish
 -:-:-:- No data available at this section
 NA No data available

SCN Saddle cloth number
 DNF Did not finish
 DNT Did not track



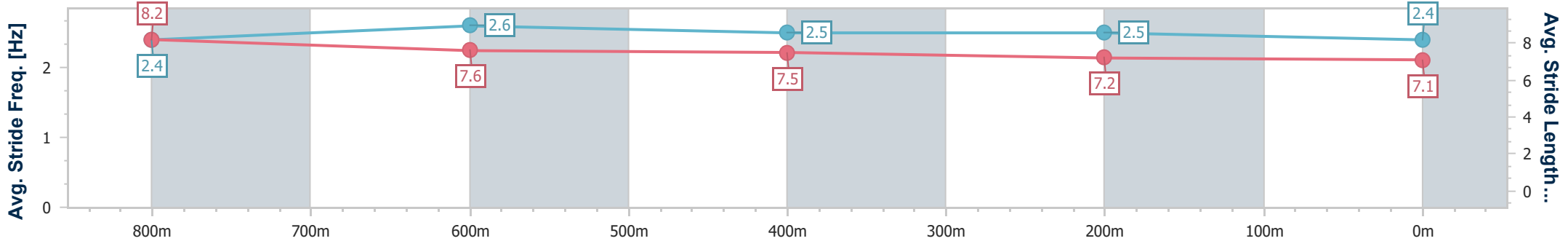
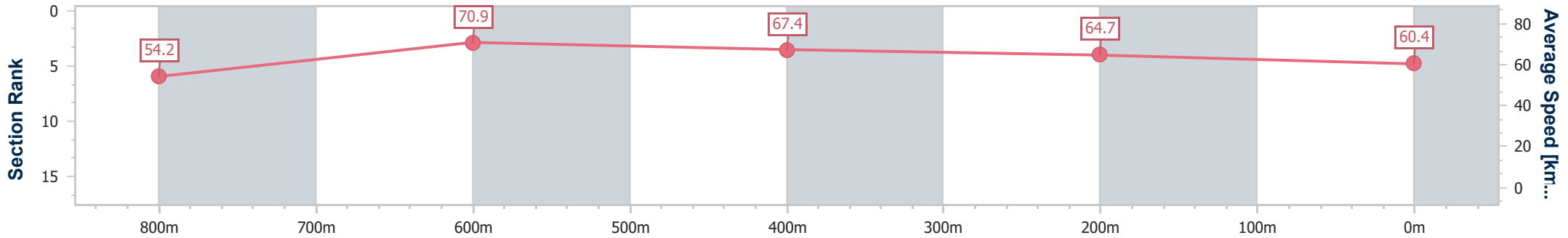
Horse/Jockey Name	Reemya
Final Rank	1
Fastest Section Time (Section)	0:10.18 (800m)
Top Speed [km/h] (Section)	72.9 (800m)
Race State	Finished



Townsville QLD Professional
 Race 6: SMART RENTALS PROPERTY MANAGEMENT QTIS
 Maiden Handicap - 1000m
 28 November 2024 - 15:49
 Track Rating: Good 4, Weather: Fine, Rail Position: +6m 1000m-
 W/Post; +2m Remainder



Section	Overall	800m	600m	400m	200m
Section Times	0:56.93 [1] (0:12.87)	0:44.06 [1] (0:10.18)	0:33.88 [1] (0:10.77)	0:23.11 [2] (0:11.20)	0:11.91 [1] (0:11.91)
Average Speed [km/h]	54.2	70.9	67.4	64.7	60.4
Top Speed [km/h]	71.6	72.9	69.9	66.0	63.7
Avg. Dist. to Rail [m]	0.5	1.0	2.2	3.1	3.5
Avg. Stride Freq. [Hz]	2.4	2.6	2.5	2.5	2.4
Avg. Stride Length [m]	8.2	7.6	7.5	7.2	7.1



- [] Ranking at each section and finish
- .-.- No data available at this section
- NA No data available



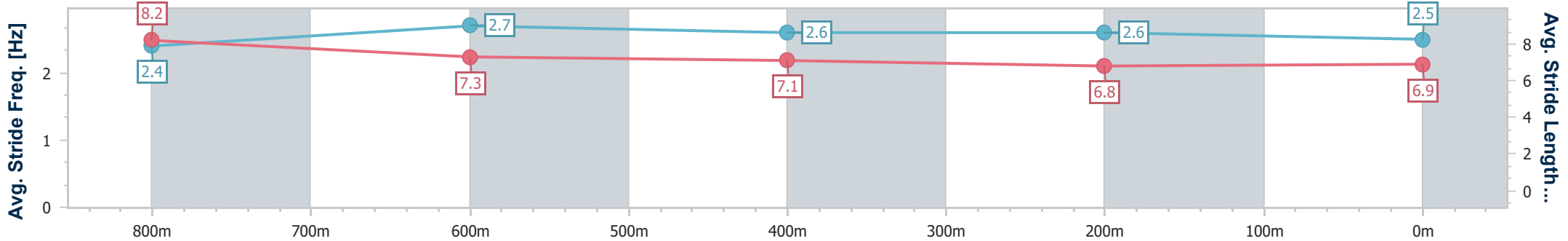
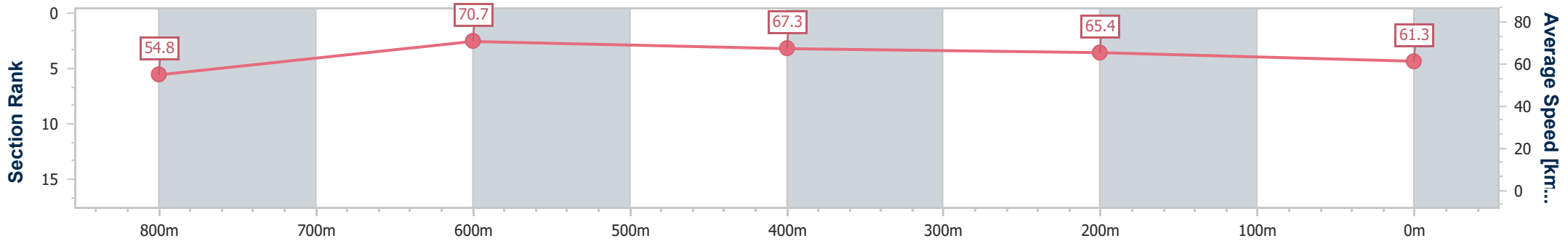
Horse/Jockey Name	Prideofthebigfish
Final Rank	2
Fastest Section Time (Section)	0:10.43 (800m)
Top Speed [km/h] (Section)	71.6 (Overall)
Race State	Finished



Townsville QLD Professional
 Race 6: SMART RENTALS PROPERTY MANAGEMENT QTIS
 Maiden Handicap - 1000m
 28 November 2024 - 15:49
 Track Rating: Good 4, Weather: Fine, Rail Position: +6m 1000m-
 W/Post; +2m Remainder



Section	Overall	800m	600m	400m	200m
Section Times	0:57.24 [2] (0:12.95)	0:44.29 [2] (0:10.43)	0:33.86 [5] (0:10.97)	0:22.89 [7] (0:11.13)	0:11.76 [5] (0:11.76)
Average Speed [km/h]	54.8	70.7	67.3	65.4	61.3
Top Speed [km/h]	71.6	71.4	69.4	67.0	63.7
Avg. Dist. to Rail [m]	7.2	5.8	5.5	6.7	7.9
Avg. Stride Freq. [Hz]	2.4	2.7	2.6	2.6	2.5
Avg. Stride Length [m]	8.2	7.3	7.1	6.8	6.9



- [] Ranking at each section and finish
- .-.- No data available at this section
- NA No data available



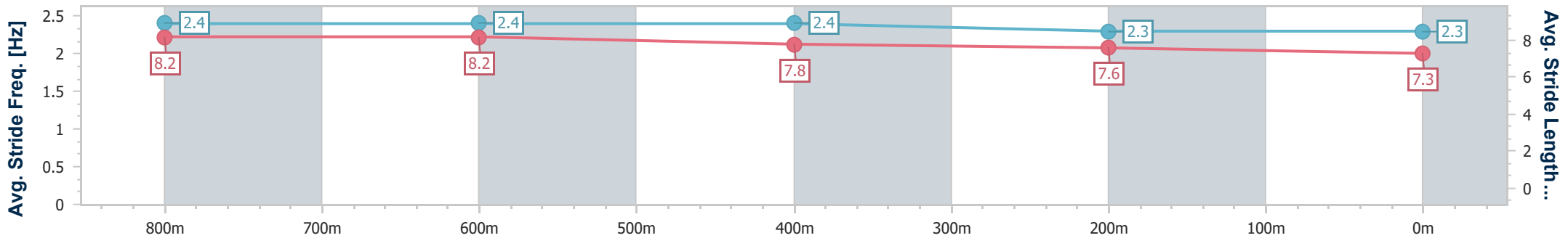
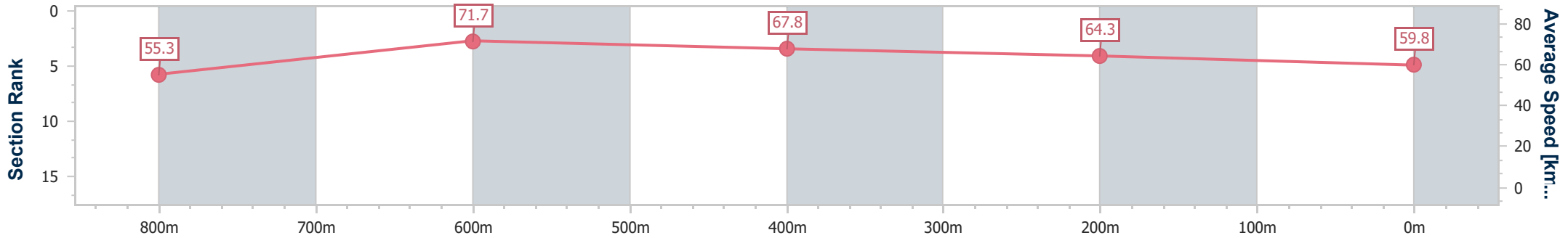
Horse/Jockey Name	Superstitions
Final Rank	3
Fastest Section Time (Section)	0:10.07 (800m)
Top Speed [km/h] (Section)	73.0 (800m)
Race State	Finished



Townsville QLD Professional
 Race 6: SMART RENTALS PROPERTY MANAGEMENT QTIS
 Maiden Handicap - 1000m
 28 November 2024 - 15:49
 Track Rating: Good 4, Weather: Fine, Rail Position: +6m 1000m-
 W/Post; +2m Remainder



Section	Overall	800m	600m	400m	200m
Section Times	0:57.32 [3] (0:13.02)	0:44.30 [4] (0:10.07)	0:34.23 [2] (0:10.82)	0:23.41 [4] (0:11.35)	0:12.06 [3] (0:12.06)
Average Speed [km/h]	55.3	71.7	67.8	64.3	59.8
Top Speed [km/h]	72.5	73.0	71.0	66.0	62.7
Avg. Dist. to Rail [m]	2.5	1.0	4.0	6.5	6.4
Avg. Stride Freq. [Hz]	2.4	2.4	2.4	2.3	2.3
Avg. Stride Length [m]	8.2	8.2	7.8	7.6	7.3



- [] Ranking at each section and finish
- .-.- No data available at this section
- NA No data available



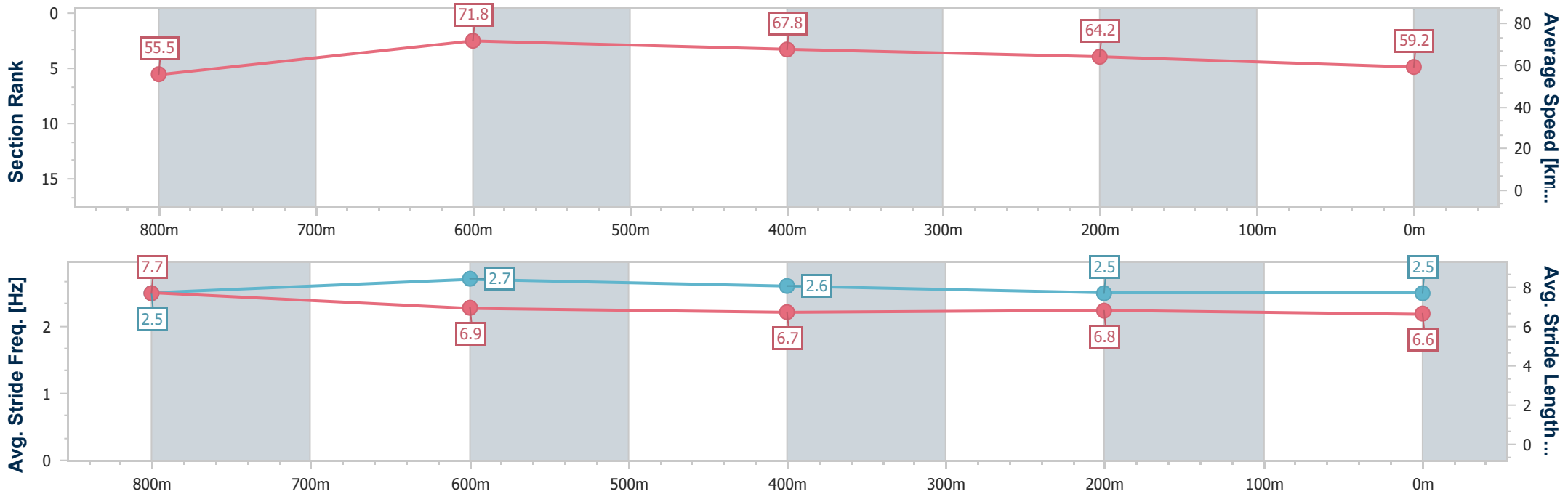
Horse/Jockey Name	Little Iffy
Final Rank	4
Fastest Section Time (Section)	0:10.16 (800m)
Top Speed [km/h] (Section)	72.8 (800m)
Race State	Finished



Townsville QLD Professional
 Race 6: SMART RENTALS PROPERTY MANAGEMENT QTIS
 Maiden Handicap - 1000m
 28 November 2024 - 15:49
 Track Rating: Good 4, Weather: Fine, Rail Position: +6m 1000m-
 W/Post; +2m Remainder



Section	Overall	800m	600m	400m	200m
Section Times	0:57.37 [4] (0:12.96)	0:44.41 [3] (0:10.16)	0:34.25 [3] (0:10.78)	0:23.47 [3] (0:11.31)	0:12.16 [2] (0:12.16)
Average Speed [km/h]	55.5	71.8	67.8	64.2	59.2
Top Speed [km/h]	72.5	72.8	69.6	65.8	62.3
Avg. Dist. to Rail [m]	5.3	3.4	3.1	3.7	4.5
Avg. Stride Freq. [Hz]	2.5	2.7	2.6	2.5	2.5
Avg. Stride Length [m]	7.7	6.9	6.7	6.8	6.6



- [] Ranking at each section and finish
- .-.- No data available at this section
- NA No data available



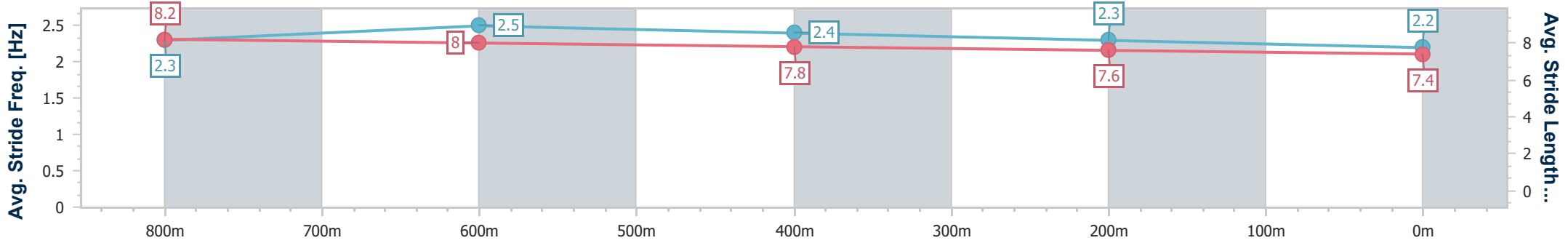
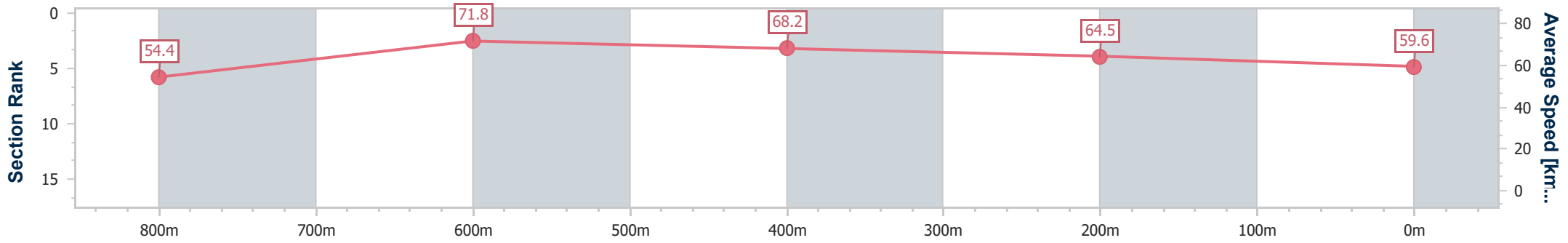
Horse/Jockey Name	Ohmikkiosfine
Final Rank	5
Fastest Section Time (Section)	0:10.15 (800m)
Top Speed [km/h] (Section)	72.7 (800m)
Race State	Finished



Townsville QLD Professional
 Race 6: SMART RENTALS PROPERTY MANAGEMENT QTIS
 Maiden Handicap - 1000m
 28 November 2024 - 15:49
 Track Rating: Good 4, Weather: Fine, Rail Position: +6m 1000m-
 W/Post; +2m Remainder



Section	Overall	800m	600m	400m	200m
Section Times	0:57.54 [5] (0:13.23)	0:44.31 [7] (0:10.15)	0:34.16 [6] (0:10.81)	0:23.35 [6] (0:11.27)	0:12.08 [4] (0:12.08)
Average Speed [km/h]	54.4	71.8	68.2	64.5	59.6
Top Speed [km/h]	72.2	72.7	70.8	66.6	62.6
Avg. Dist. to Rail [m]	5.0	3.0	5.0	6.2	4.7
Avg. Stride Freq. [Hz]	2.3	2.5	2.4	2.3	2.2
Avg. Stride Length [m]	8.2	8.0	7.8	7.6	7.4



- [] Ranking at each section and finish
- .-.- No data available at this section
- NA No data available



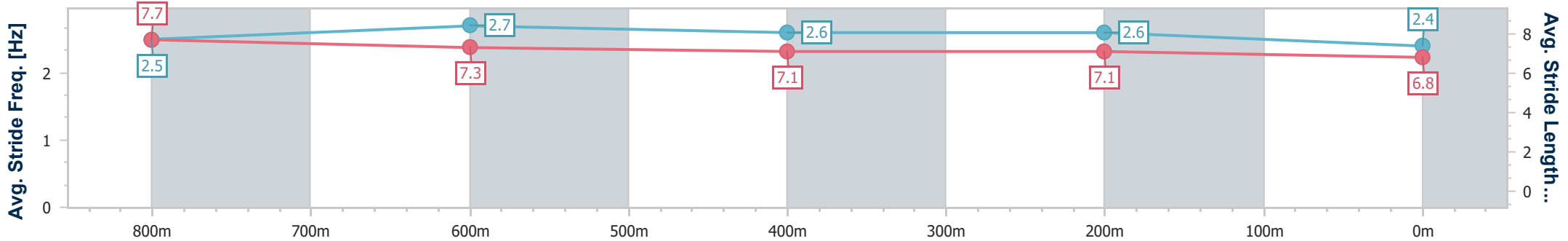
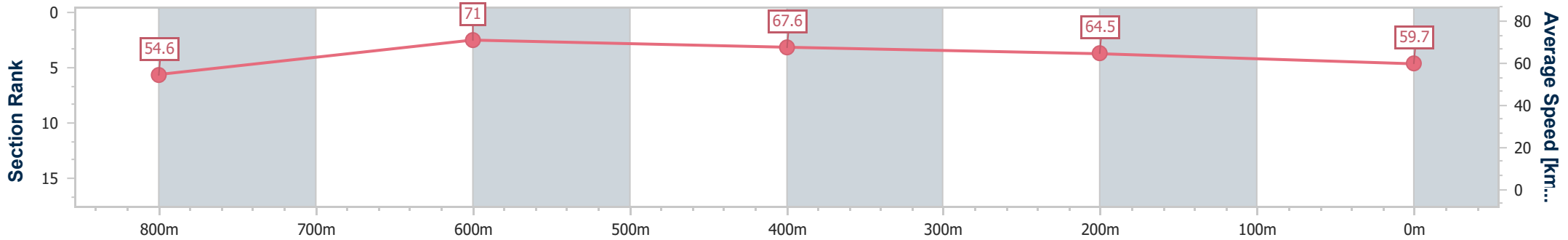
Horse/Jockey Name	Whata Bobbi Dazzla
Final Rank	7
Fastest Section Time (Section)	0:10.27 (800m)
Top Speed [km/h] (Section)	71.3 (800m)
Race State	Finished



Townsville QLD Professional
 Race 6: SMART RENTALS PROPERTY MANAGEMENT QTIS
 Maiden Handicap - 1000m
 28 November 2024 - 15:49
 Track Rating: Good 4, Weather: Fine, Rail Position: +6m 1000m-
 W/Post; +2m Remainder



Section	Overall	800m	600m	400m	200m
Section Times	0:57.77 [7] (0:13.21)	0:44.56 [6] (0:10.27)	0:34.29 [7] (0:10.93)	0:23.36 [8] (0:11.28)	0:12.08 [7] (0:12.08)
Average Speed [km/h]	54.6	71.0	67.6	64.5	59.7
Top Speed [km/h]	71.1	71.3	69.6	66.0	61.7
Avg. Dist. to Rail [m]	7.2	3.4	5.4	5.6	6.4
Avg. Stride Freq. [Hz]	2.5	2.7	2.6	2.6	2.4
Avg. Stride Length [m]	7.7	7.3	7.1	7.1	6.8



- [] Ranking at each section and finish
- .-.- No data available at this section
- NA No data available



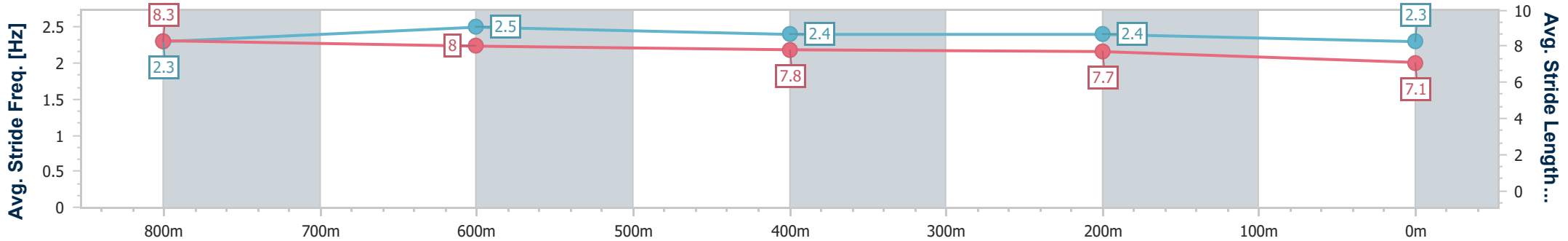
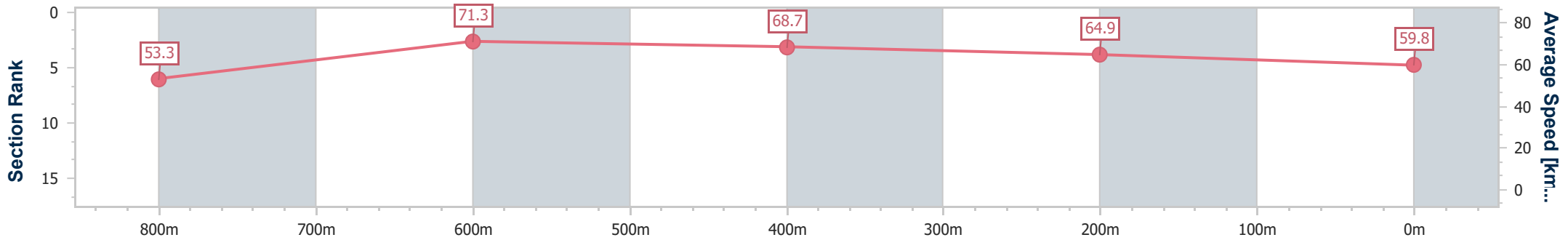
Horse/Jockey Name	Rising Prophet
Final Rank	8
Fastest Section Time (Section)	0:10.28 (800m)
Top Speed [km/h] (Section)	72.0 (800m)
Race State	Finished



Townsville QLD Professional
 Race 6: SMART RENTALS PROPERTY MANAGEMENT QTIS
 Maiden Handicap - 1000m
 28 November 2024 - 15:49
 Track Rating: Good 4, Weather: Fine, Rail Position: +6m 1000m-
 W/Post; +2m Remainder



Section	Overall	800m	600m	400m	200m
Section Times	0:57.77 [8] (0:13.50)	0:44.27 [8] (0:10.28)	0:33.99 [8] (0:10.73)	0:23.26 [9] (0:11.21)	0:12.05 [8] (0:12.05)
Average Speed [km/h]	53.3	71.3	68.7	64.9	59.8
Top Speed [km/h]	71.1	72.0	71.9	66.9	65.2
Avg. Dist. to Rail [m]	9.3	4.4	5.0	6.4	8.3
Avg. Stride Freq. [Hz]	2.3	2.5	2.4	2.4	2.3
Avg. Stride Length [m]	8.3	8.0	7.8	7.7	7.1



- [] Ranking at each section and finish
- .-.- No data available at this section
- NA No data available



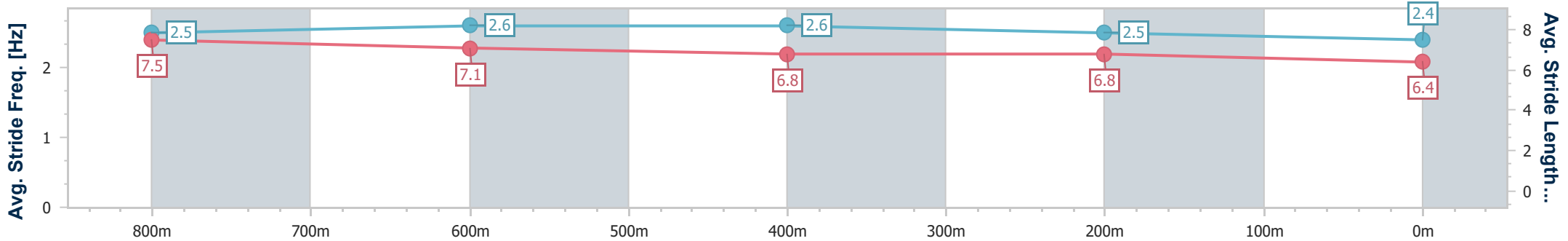
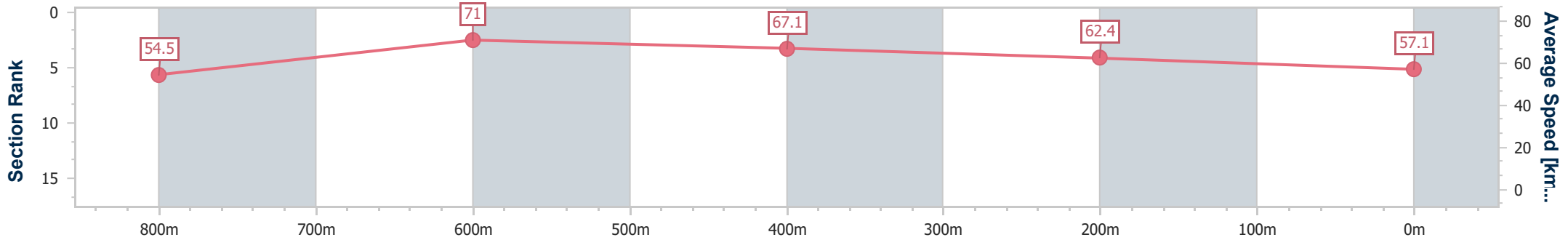
Horse/Jockey Name	Head Bee
Final Rank	9
Fastest Section Time (Section)	0:10.15 (800m)
Top Speed [km/h] (Section)	71.7 (800m)
Race State	Finished



Townsville QLD Professional
 Race 6: SMART RENTALS PROPERTY MANAGEMENT QTIS
 Maiden Handicap - 1000m
 28 November 2024 - 15:49
 Track Rating: Good 4, Weather: Fine, Rail Position: +6m 1000m-
 W/Post; +2m Remainder



Section	Overall	800m	600m	400m	200m
Section Times	0:58.29 [9] (0:13.20)	0:45.09 [5] (0:10.15)	0:34.94 [4] (0:10.73)	0:24.21 [5] (0:11.60)	0:12.61 [6] (0:12.61)
Average Speed [km/h]	54.5	71.0	67.1	62.4	57.1
Top Speed [km/h]	71.4	71.7	69.8	64.4	60.3
Avg. Dist. to Rail [m]	2.1	0.5	0.5	3.9	5.8
Avg. Stride Freq. [Hz]	2.5	2.6	2.6	2.5	2.4
Avg. Stride Length [m]	7.5	7.1	6.8	6.8	6.4



- [] Ranking at each section and finish
- .-.- No data available at this section
- NA No data available



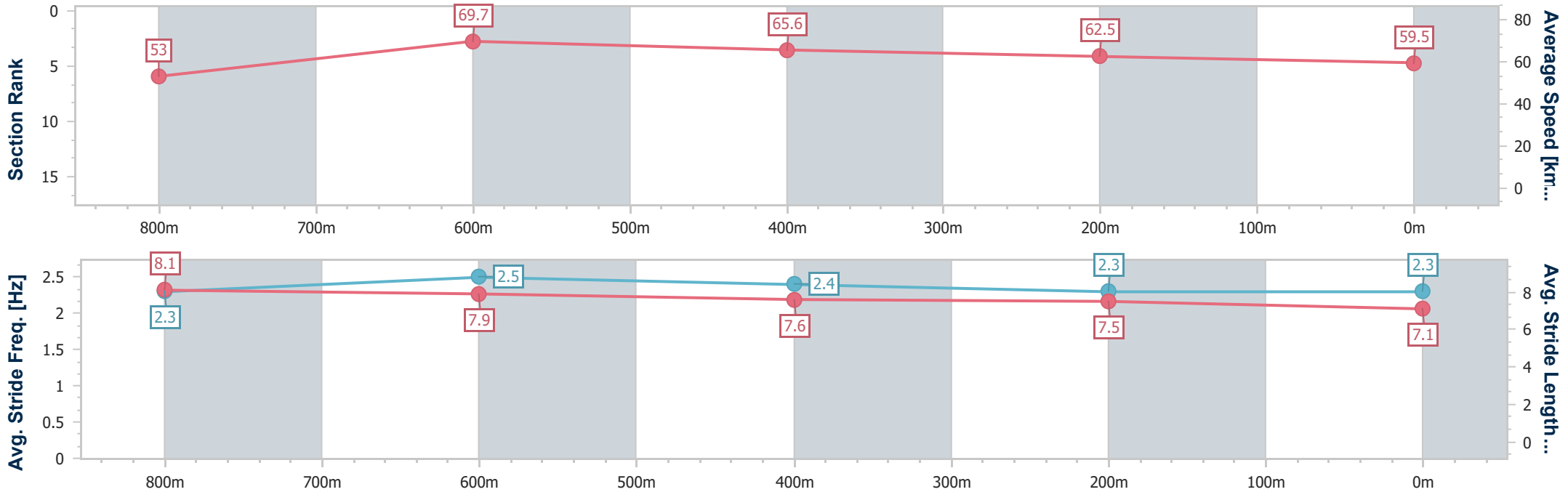
Horse/Jockey Name	Take A Dive
Final Rank	10
Fastest Section Time (Section)	0:10.37 (800m)
Top Speed [km/h] (Section)	71.2 (800m)
Race State	Finished



Townsville QLD Professional
 Race 6: SMART RENTALS PROPERTY MANAGEMENT QTIS
 Maiden Handicap - 1000m
 28 November 2024 - 15:49
 Track Rating: Good 4, Weather: Fine, Rail Position: +6m 1000m-
 W/Post; +2m Remainder



Section	Overall	800m	600m	400m	200m
Section Times	0:58.84 [10] (0:13.59)	0:45.25 [9] (0:10.37)	0:34.88 [10] (0:11.15)	0:23.73 [10] (0:11.61)	0:12.12 [10] (0:12.12)
Average Speed [km/h]	53.0	69.7	65.6	62.5	59.5
Top Speed [km/h]	70.1	71.2	68.4	63.9	62.7
Avg. Dist. to Rail [m]	2.8	1.2	3.2	4.6	4.7
Avg. Stride Freq. [Hz]	2.3	2.5	2.4	2.3	2.3
Avg. Stride Length [m]	8.1	7.9	7.6	7.5	7.1



- [] Ranking at each section and finish
- .-.- No data available at this section
- NA No data available



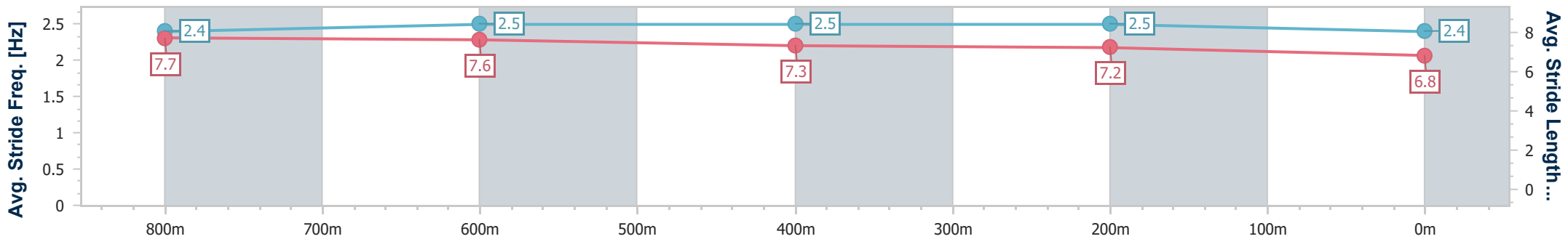
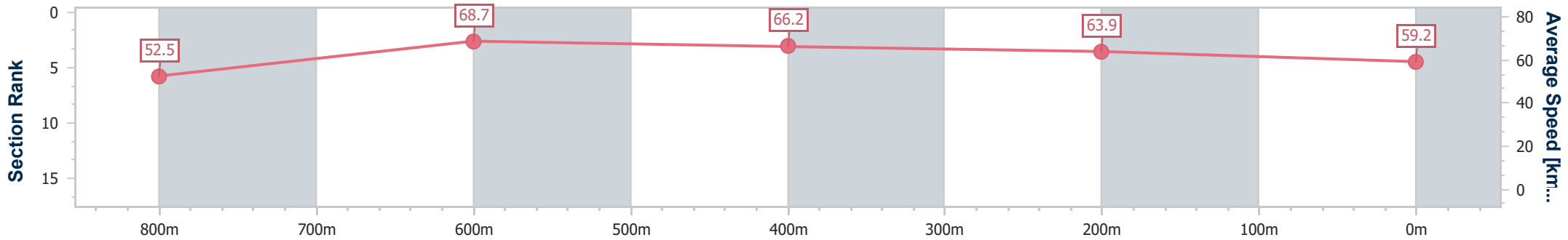
Horse/Jockey Name	Raffy's Girl
Final Rank	11
Fastest Section Time (Section)	0:10.61 (800m)
Top Speed [km/h] (Section)	69.2 (800m)
Race State	Finished



Townsville QLD Professional
 Race 6: SMART RENTALS PROPERTY MANAGEMENT QTIS
 Maiden Handicap - 1000m
 28 November 2024 - 15:49
 Track Rating: Good 4, Weather: Fine, Rail Position: +6m 1000m-
 W/Post; +2m Remainder



Section	Overall	800m	600m	400m	200m
Section Times	0:58.87 [11] (0:13.71)	0:45.16 [12] (0:10.61)	0:34.55 [12] (0:11.01)	0:23.54 [11] (0:11.26)	0:12.28 [9] (0:12.28)
Average Speed [km/h]	52.5	68.7	66.2	63.9	59.2
Top Speed [km/h]	69.1	69.2	68.8	65.1	64.3
Avg. Dist. to Rail [m]	8.1	3.0	2.7	4.8	6.6
Avg. Stride Freq. [Hz]	2.4	2.5	2.5	2.5	2.4
Avg. Stride Length [m]	7.7	7.6	7.3	7.2	6.8



- [] Ranking at each section and finish
- .-.- No data available at this section
- NA No data available



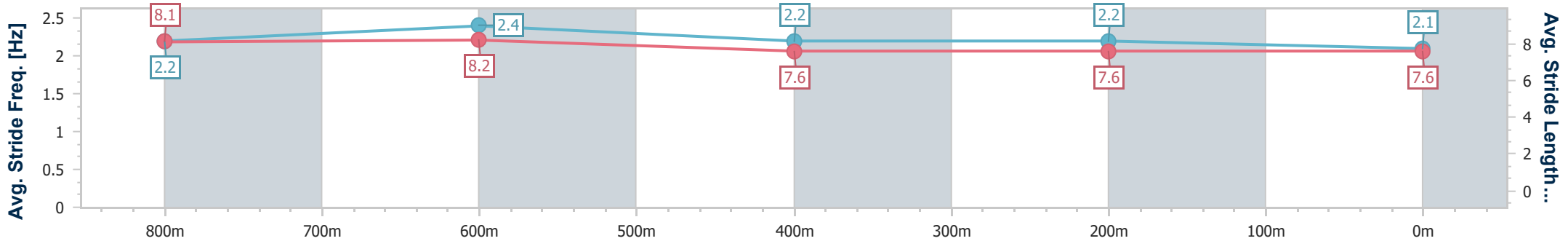
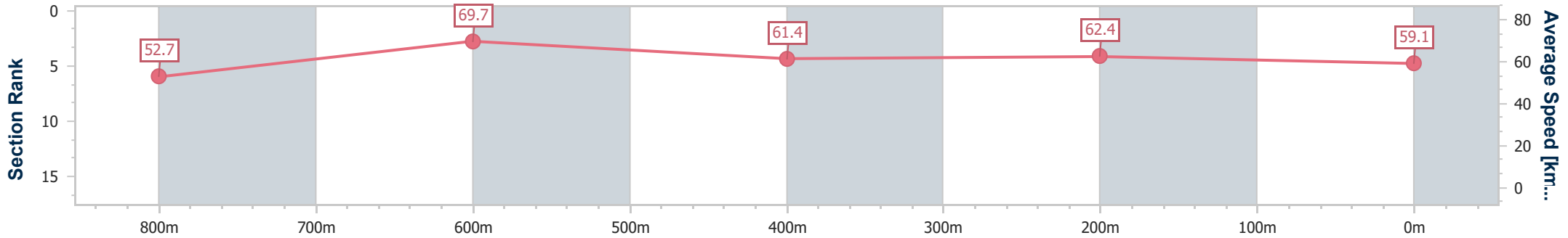
Horse/Jockey Name	Keepthewolvesaway
Final Rank	12
Fastest Section Time (Section)	0:10.41 (800m)
Top Speed [km/h] (Section)	71.2 (800m)
Race State	Finished



Townsville QLD Professional
 Race 6: SMART RENTALS PROPERTY MANAGEMENT QTIS
 Maiden Handicap - 1000m
 28 November 2024 - 15:49
 Track Rating: Good 4, Weather: Fine, Rail Position: +6m 1000m-
 W/Post; +2m Remainder



Section	Overall	800m	600m	400m	200m
Section Times	1:00.01 [12] (0:13.69)	0:46.32 [11] (0:10.41)	0:35.91 [11] (0:12.10)	0:23.81 [12] (0:11.61)	0:12.20 [11] (0:12.20)
Average Speed [km/h]	52.7	69.7	61.4	62.4	59.1
Top Speed [km/h]	70.7	71.2	67.9	62.9	62.7
Avg. Dist. to Rail [m]	5.0	2.1	6.1	4.2	4.8
Avg. Stride Freq. [Hz]	2.2	2.4	2.2	2.2	2.1
Avg. Stride Length [m]	8.1	8.2	7.6	7.6	7.6



- [] Ranking at each section and finish
- .-.- No data available at this section
- NA No data available



Horse/Jockey Name	Thredbo
Final Rank	6
Fastest Section Time (Section)	-:--:--
Top Speed [km/h] (Section)	--.-
Race State	DidNotTrack



Townsville QLD Professional
Race 6: SMART RENTALS PROPERTY MANAGEMENT QTIS
Maiden Handicap - 1000m
28 November 2024 - 15:49
Track Rating: Good 4, Weather: Fine, Rail Position: +6m 1000m-
W/Post; +2m Remainder



Section	Overall	800m	600m	400m	200m									
Section Times	-:--:--	-:--:--	-:--:--	-:--:--	-:--:--									
Average Speed [km/h]	--.-	--.-	--.-	--.-	--.-									
Top Speed [km/h]	--.-	--.-	--.-	--.-	--.-									
Avg. Dist. to Rail [m]	--	--	--	--	--									
Avg. Stride Freq. [Hz]	--.-	--.-	--.-	--.-	--.-									
Avg. Stride Length [m]	--.-	--.-	--.-	--.-	--.-									

- [] Ranking at each section and finish
- :--:-- No data available at this section
- NA No data available



Townsville QLD Professional

Race 7: LADBROKES MATES MODE BENCHMARK 70 Handicap - 1200m

28 November 2024 - 16:23



Track Rating: Good 4, Weather: Fine, Rail Position: +6m 1000m-W/Post; +2m Remainder

Section												Last 600m		
Field Times												0:34.03		
	Overall	1000m	800m	600m	400m	200m								
	1:09.53 (0:13.82)	0:55.71 (0:10.66)	0:45.05 (0:11.02)	0:34.03 (0:11.14)	0:22.89 (0:11.12)	0:11.77 (0:11.77)								
Rank	TAB	Horse/Jockey	Barrier	Top Speed [km/h]	Fastest Section								Margin	Distance Travelled [m]
1	8	VIBURNUM Isabella Teh	1	67.7 1000m	0:10.63 1000m	1:09.53 [1] (0:13.85)	0:55.68 [3] (0:10.63)	0:45.05 [1] (0:11.02)	0:34.03 [1] (0:11.14)	0:22.89 [1] (0:11.12)	0:11.77 [1] (0:11.77)	1:09.53	0:34.03	
2	2	ROUGH CUT JEWEL Lacey Morrison	2	67.6 1000m	0:10.72 1000m	1:09.73 [2] (0:13.97)	0:55.76 [5] (0:10.72)	0:45.04 [3] (0:11.03)	0:34.01 [3] (0:11.19)	0:22.82 [2] (0:11.14)	0:11.68 [2] (0:11.68)	1.19L	0:34.01	+4
3	6	MISS TAMBO Ryan Wiggins	3	67.6 1000m	0:10.90 1000m	1:10.01 [3] (0:13.88)	0:56.13 [4] (0:10.90)	0:45.23 [4] (0:11.13)	0:34.10 [4] (0:11.20)	0:22.90 [4] (0:11.28)	0:11.62 [3] (0:11.62)	2.81L	0:34.10	+5
4	10	TO LOVE SOMEBODY Denicious Smith	4	68.0 800m	0:10.96 800m	1:10.41 [4] (0:14.11)	0:56.30 [6] (0:11.03)	0:45.27 [6] (0:10.96)	0:34.31 [5] (0:11.19)	0:23.12 [5] (0:11.39)	0:11.73 [4] (0:11.73)	5.14L	0:34.31	+6
5	4	JOHN JOSEPH Ashley Butler	6	66.4 Overall	0:11.10 1000m	1:10.51 [5] (0:13.82)	0:56.69 [1] (0:11.10)	0:45.59 [5] (0:11.23)	0:34.36 [6] (0:11.34)	0:23.02 [6] (0:11.38)	0:11.64 [7] (0:11.64)	5.75L	0:34.36	+12
6	1	CASTILE Chris Whiteley	8	66.5 1000m	0:10.97 1000m	1:10.70 [6] (0:14.32)	0:56.38 [8] (0:10.97)	0:45.41 [8] (0:11.09)	0:34.32 [7] (0:11.19)	0:23.13 [7] (0:11.23)	0:11.90 [5] (0:11.90)	6.88L	0:34.32	+8
7	11	SWAHILI MAI Tyler Leslight	5	68.3 1000m	0:10.73 1000m	1:11.74 [7] (0:13.83)	0:57.91 [2] (0:10.73)	0:47.18 [2] (0:11.06)	0:36.12 [2] (0:11.31)	0:24.81 [3] (0:11.91)	0:12.90 [6] (0:12.90)	13L	0:36.12	+8
8	5	HALLSIDE HAMMER Carl Spry	7	65.7 1000m	0:11.09 1000m	1:12.60 [8] (0:14.14)	0:58.46 [7] (0:11.09)	0:47.37 [7] (0:11.15)	0:36.22 [8] (0:11.36)	0:24.86 [8] (0:11.55)	0:13.31 [8] (0:13.31)	18.03L	0:36.22	+9

Scratched: Dusky Damsel (#9), Chickerartie (#3), Rigel Star (#7)

[] Ranking at each section and finish
 -:-:- No data available at this section
 NA No data available

SCN Saddle cloth number
 DNF Did not finish
 DNT Did not track



Horse/Jockey Name	Viburnum
Final Rank	1
Fastest Section Time (Section)	0:10.63 (1000m)
Top Speed [km/h] (Section)	67.7 (1000m)
Race State	Finished



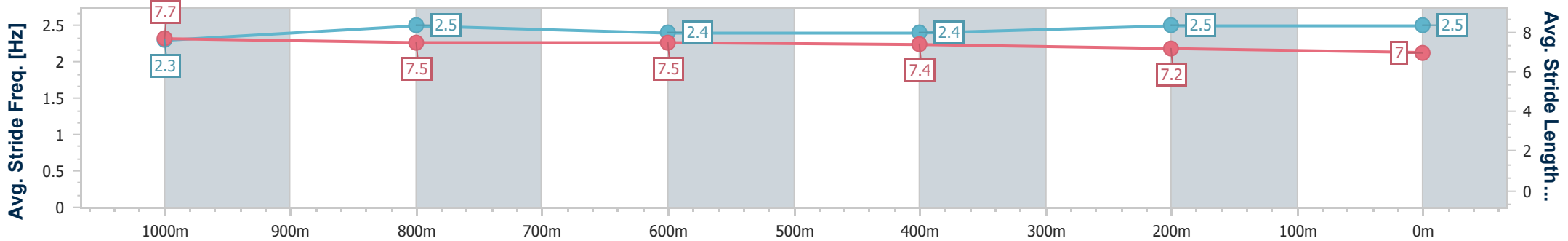
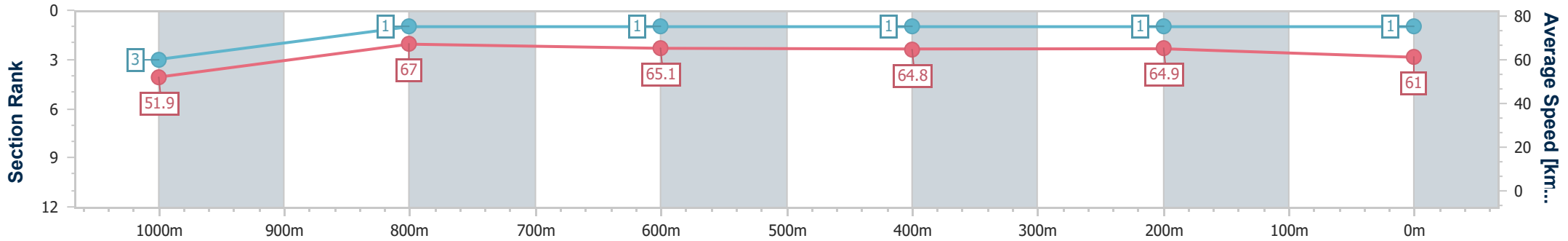
Townsville QLD Professional
Race 7: LADBROKES MATES MODE BENCHMARK 70
Handicap - 1200m

28 November 2024 - 16:23

Track Rating: Good 4, Weather: Fine, Rail Position: +6m 1000m-
W/Post; +2m Remainder



Section	Overall	1000m	800m	600m	400m	200m
Section Times	1:09.53 [1] (0:13.85)	0:55.68 [3] (0:10.63)	0:45.05 [1] (0:11.02)	0:34.03 [1] (0:11.14)	0:22.89 [1] (0:11.12)	0:11.77 [1] (0:11.77)
Average Speed [km/h]	51.9	67.0	65.1	64.8	64.9	61.0
Top Speed [km/h]	65.9	67.7	67.3	66.5	65.9	64.8
Avg. Dist. to Rail [m]	3.3	2.5	0.7	0.8	1.1	1.8
Avg. Stride Freq. [Hz]	2.3	2.5	2.4	2.4	2.5	2.5
Avg. Stride Length [m]	7.7	7.5	7.5	7.4	7.2	7.0



- [] Ranking at each section and finish
- .-.- No data available at this section
- NA No data available



Horse/Jockey Name	Rough Cut Jewel
Final Rank	2
Fastest Section Time (Section)	0:10.72 (1000m)
Top Speed [km/h] (Section)	67.6 (1000m)
Race State	Finished



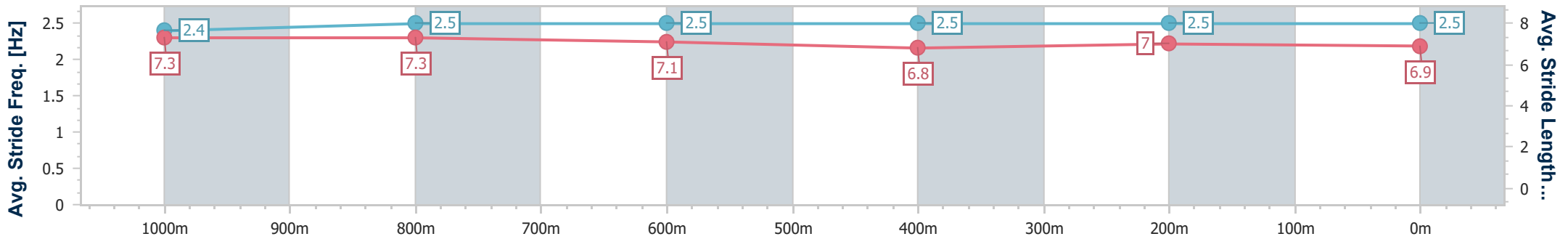
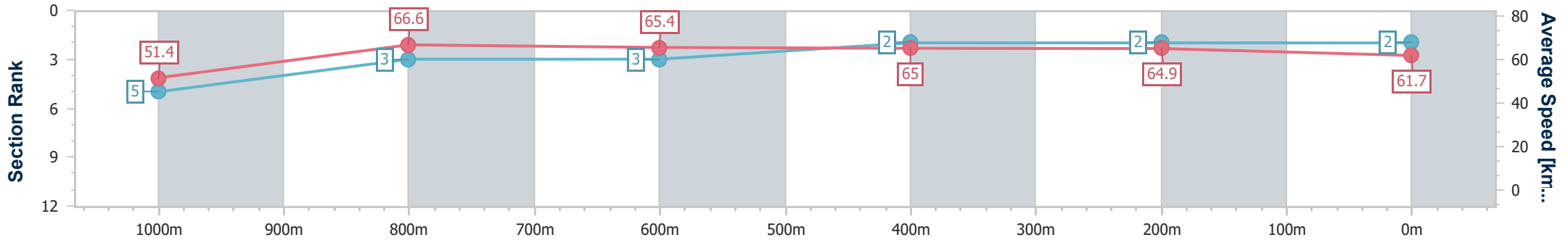
Townsville QLD Professional
Race 7: LADBROKES MATES MODE BENCHMARK 70
Handicap - 1200m



28 November 2024 - 16:23

Track Rating: Good 4, Weather: Fine, Rail Position: +6m 1000m-
W/Post; +2m Remainder

Section	Overall	1000m	800m	600m	400m	200m
Section Times	1:09.73 [2] (0:13.97)	0:55.76 [5] (0:10.72)	0:45.04 [3] (0:11.03)	0:34.01 [3] (0:11.19)	0:22.82 [2] (0:11.14)	0:11.68 [2] (0:11.68)
Average Speed [km/h]	51.4	66.6	65.4	65.0	64.9	61.7
Top Speed [km/h]	66.0	67.6	66.2	65.5	65.1	64.3
Avg. Dist. to Rail [m]	3.5	1.9	0.6	2.1	3.6	4.5
Avg. Stride Freq. [Hz]	2.4	2.5	2.5	2.5	2.5	2.5
Avg. Stride Length [m]	7.3	7.3	7.1	6.8	7.0	6.9



- [] Ranking at each section and finish
- .-.- No data available at this section
- NA No data available



Horse/Jockey Name	Miss Tambo
Final Rank	3
Fastest Section Time (Section)	0:10.90 (1000m)
Top Speed [km/h] (Section)	67.6 (1000m)
Race State	Finished



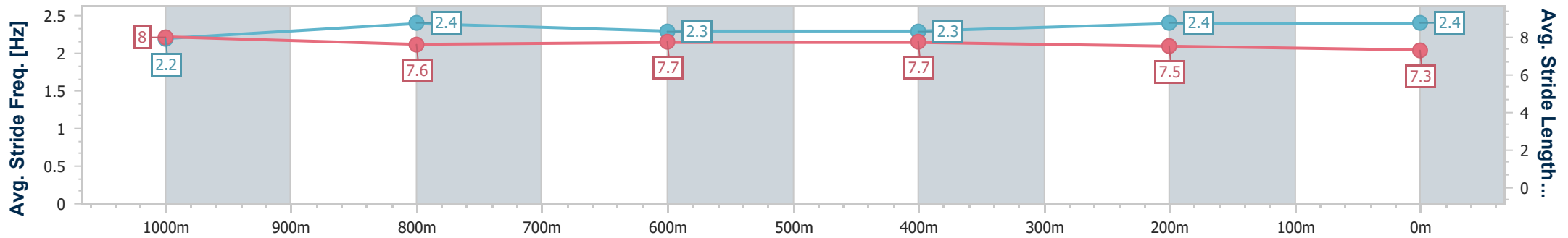
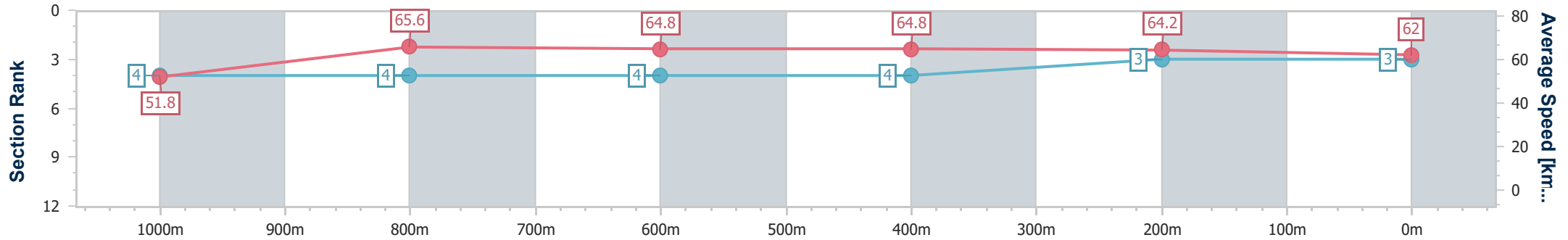
Townsville QLD Professional
 Race 7: LADBROKES MATES MODE BENCHMARK 70
 Handicap - 1200m



28 November 2024 - 16:23

Track Rating: Good 4, Weather: Fine, Rail Position: +6m 1000m-
 W/Post; +2m Remainder

Section	Overall	1000m	800m	600m	400m	200m								
Section Times	1:10.01 [3] (0:13.88)	0:56.13 [4] (0:10.90)	0:45.23 [4] (0:11.13)	0:34.10 [4] (0:11.20)	0:22.90 [4] (0:11.28)	0:11.62 [3] (0:11.62)								
Average Speed [km/h]	51.8	65.6	64.8	64.8	64.2	62.0								
Top Speed [km/h]	67.5	67.6	66.3	65.8	65.3	64.7								
Avg. Dist. to Rail [m]	3.7	1.5	0.5	1.8	4.1	6.1								
Avg. Stride Freq. [Hz]	2.2	2.4	2.3	2.3	2.4	2.4								
Avg. Stride Length [m]	8.0	7.6	7.7	7.7	7.5	7.3								



- [] Ranking at each section and finish
- .-.- No data available at this section
- NA No data available



Horse/Jockey Name	To Love Somebody
Final Rank	4
Fastest Section Time (Section)	0:10.96 (800m)
Top Speed [km/h] (Section)	68.0 (800m)
Race State	Finished



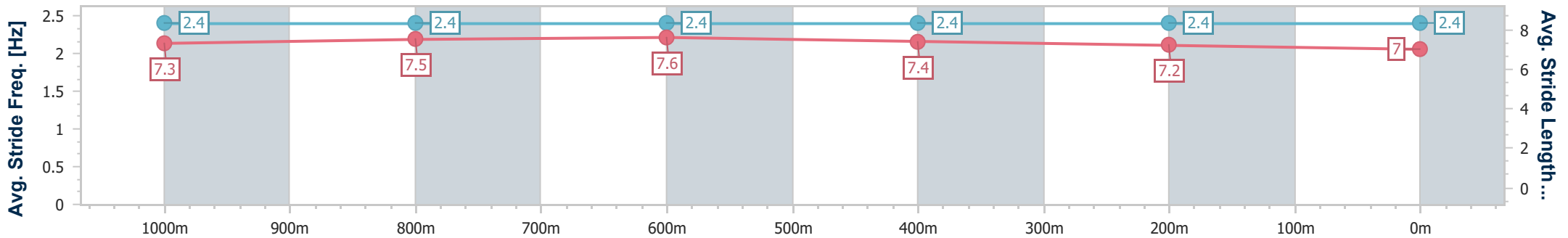
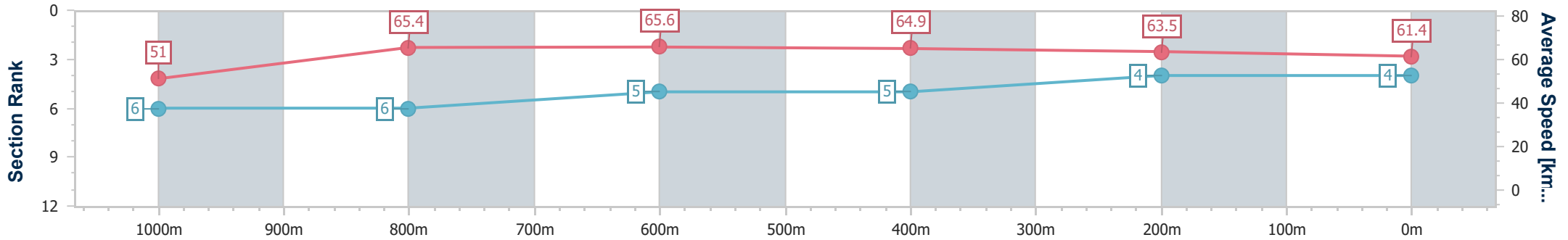
Townsville QLD Professional
Race 7: LADBROKES MATES MODE BENCHMARK 70
Handicap - 1200m

28 November 2024 - 16:23

Track Rating: Good 4, Weather: Fine, Rail Position: +6m 1000m-
W/Post; +2m Remainder



Section	Overall	1000m	800m	600m	400m	200m
Section Times	1:10.41 [4] (0:14.11)	0:56.30 [6] (0:11.03)	0:45.27 [6] (0:10.96)	0:34.31 [5] (0:11.19)	0:23.12 [5] (0:11.39)	0:11.73 [4] (0:11.73)
Average Speed [km/h]	51.0	65.4	65.6	64.9	63.5	61.4
Top Speed [km/h]	66.8	67.2	68.0	66.1	65.3	64.8
Avg. Dist. to Rail [m]	5.0	1.6	0.9	1.7	6.3	8.8
Avg. Stride Freq. [Hz]	2.4	2.4	2.4	2.4	2.4	2.4
Avg. Stride Length [m]	7.3	7.5	7.6	7.4	7.2	7.0



- [] Ranking at each section and finish
- .-.- No data available at this section
- NA No data available



Horse/Jockey Name	John Joseph
Final Rank	5
Fastest Section Time (Section)	0:11.10 (1000m)
Top Speed [km/h] (Section)	66.4 (Overall)
Race State	Finished



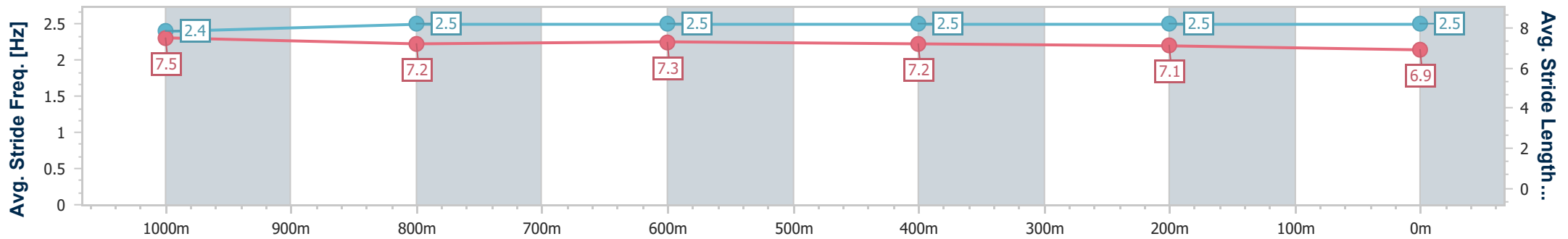
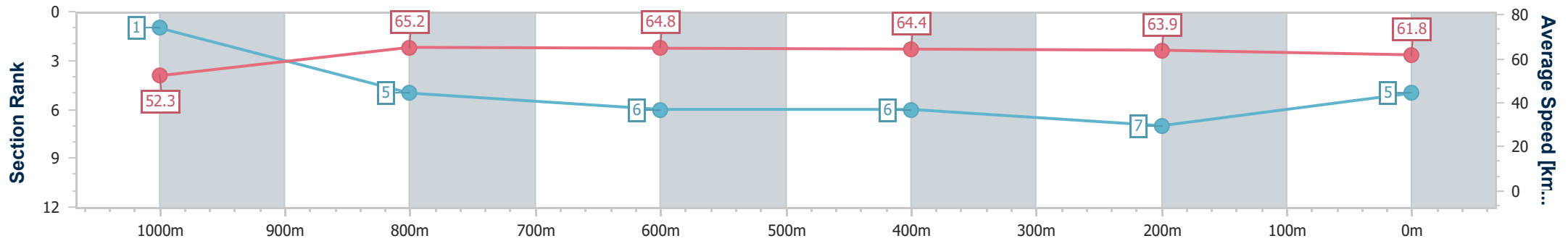
Townsville QLD Professional
 Race 7: LADBROKES MATES MODE BENCHMARK 70
 Handicap - 1200m



28 November 2024 - 16:23

Track Rating: Good 4, Weather: Fine, Rail Position: +6m 1000m-
 W/Post; +2m Remainder

Section	Overall	1000m	800m	600m	400m	200m								
Section Times	1:10.51 [5] (0:13.82)	0:56.69 [1] (0:11.10)	0:45.59 [5] (0:11.23)	0:34.36 [6] (0:11.34)	0:23.02 [6] (0:11.38)	0:11.64 [7] (0:11.64)								
Average Speed [km/h]	52.3	65.2	64.8	64.4	63.9	61.8								
Top Speed [km/h]	66.4	66.0	65.6	66.0	64.7	64.0								
Avg. Dist. to Rail [m]	6.1	1.2	2.1	3.3	6.9	8.9								
Avg. Stride Freq. [Hz]	2.4	2.5	2.5	2.5	2.5	2.5								
Avg. Stride Length [m]	7.5	7.2	7.3	7.2	7.1	6.9								



- [] Ranking at each section and finish
- .-.- No data available at this section
- NA No data available



Horse/Jockey Name	Castile
Final Rank	6
Fastest Section Time (Section)	0:10.97 (1000m)
Top Speed [km/h] (Section)	66.5 (1000m)
Race State	Finished



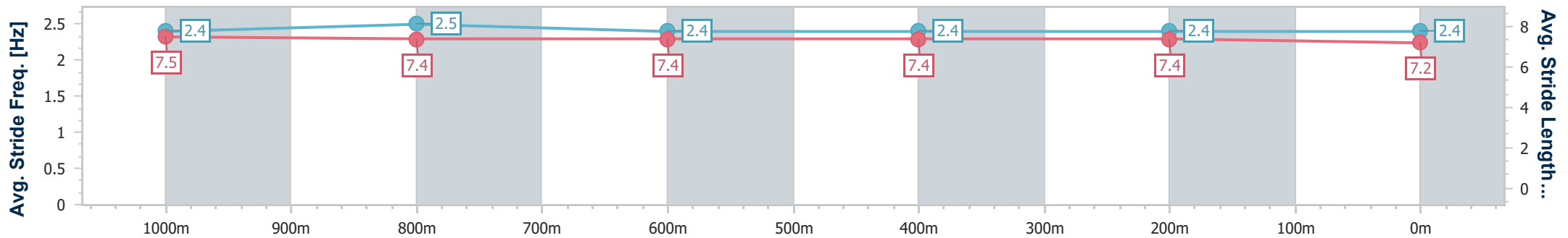
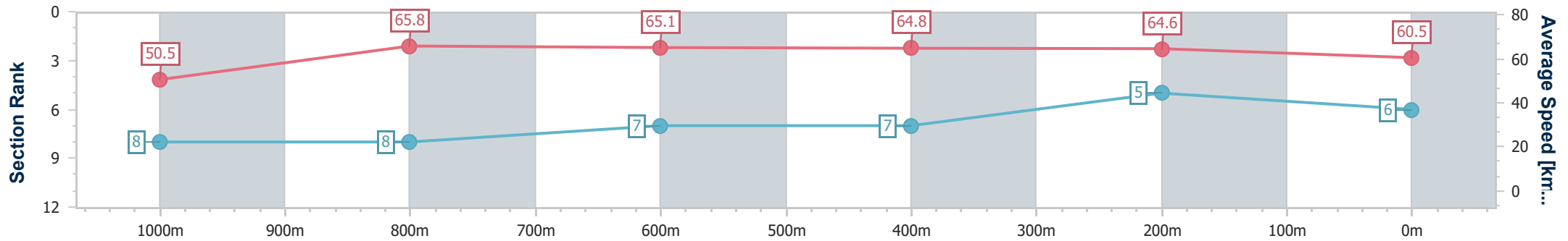
Townsville QLD Professional
Race 7: LADBROKES MATES MODE BENCHMARK 70
Handicap - 1200m

28 November 2024 - 16:23

Track Rating: Good 4, Weather: Fine, Rail Position: +6m 1000m-
W/Post; +2m Remainder



Section	Overall	1000m	800m	600m	400m	200m
Section Times	1:10.70 [6] (0:14.32)	0:56.38 [8] (0:10.97)	0:45.41 [8] (0:11.09)	0:34.32 [7] (0:11.19)	0:23.13 [7] (0:11.23)	0:11.90 [5] (0:11.90)
Average Speed [km/h]	50.5	65.8	65.1	64.8	64.6	60.5
Top Speed [km/h]	65.5	66.5	65.9	66.5	65.3	63.3
Avg. Dist. to Rail [m]	8.3	0.4	0.4	1.9	3.5	3.5
Avg. Stride Freq. [Hz]	2.4	2.5	2.4	2.4	2.4	2.4
Avg. Stride Length [m]	7.5	7.4	7.4	7.4	7.4	7.2



- [] Ranking at each section and finish
- .-.- No data available at this section
- NA No data available



Horse/Jockey Name	Swahili Mai
Final Rank	7
Fastest Section Time (Section)	0:10.73 (1000m)
Top Speed [km/h] (Section)	68.3 (1000m)
Race State	Finished



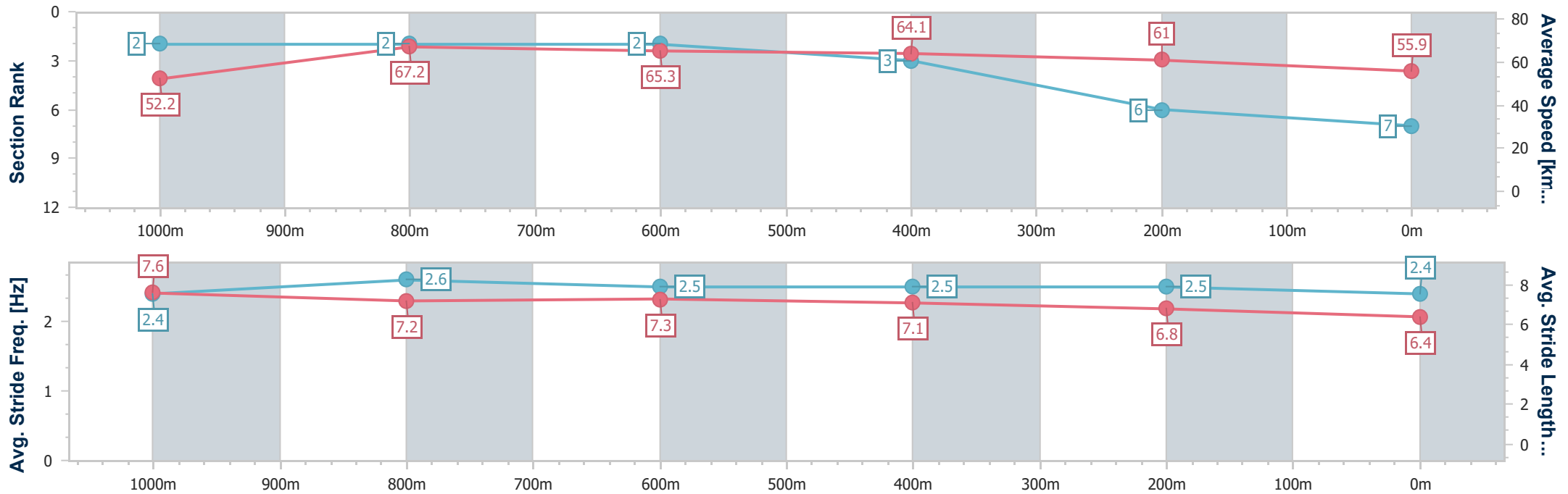
Townsville QLD Professional
Race 7: LADBROKES MATES MODE BENCHMARK 70
Handicap - 1200m



28 November 2024 - 16:23

Track Rating: Good 4, Weather: Fine, Rail Position: +6m 1000m-
W/Post; +2m Remainder

Section	Overall	1000m	800m	600m	400m	200m								
Section Times	1:11.74 [7] (0:13.83)	0:57.91 [2] (0:10.73)	0:47.18 [2] (0:11.06)	0:36.12 [2] (0:11.31)	0:24.81 [3] (0:11.91)	0:12.90 [6] (0:12.90)								
Average Speed [km/h]	52.2	67.2	65.3	64.1	61.0	55.9								
Top Speed [km/h]	67.4	68.3	66.1	65.8	62.9	59.2								
Avg. Dist. to Rail [m]	5.4	0.5	0.5	1.9	5.6	5.8								
Avg. Stride Freq. [Hz]	2.4	2.6	2.5	2.5	2.5	2.4								
Avg. Stride Length [m]	7.6	7.2	7.3	7.1	6.8	6.4								



- [] Ranking at each section and finish
- .-.- No data available at this section
- NA No data available



Horse/Jockey Name	Hallside Hammer
Final Rank	8
Fastest Section Time (Section)	0:11.09 (1000m)
Top Speed [km/h] (Section)	65.7 (1000m)
Race State	Finished



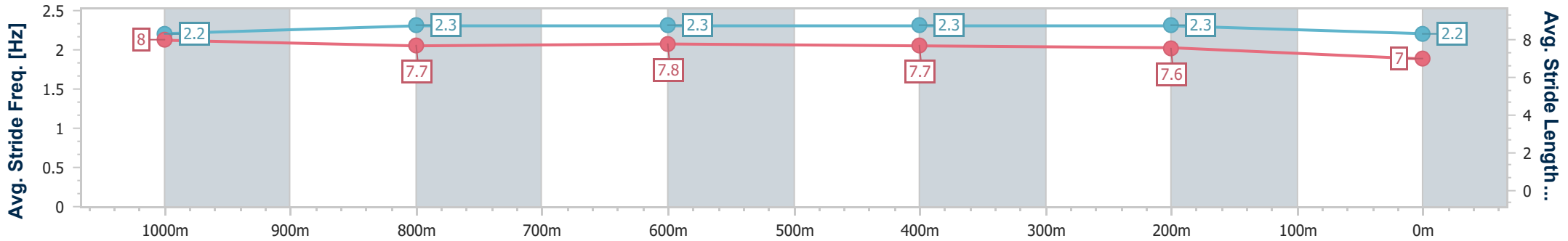
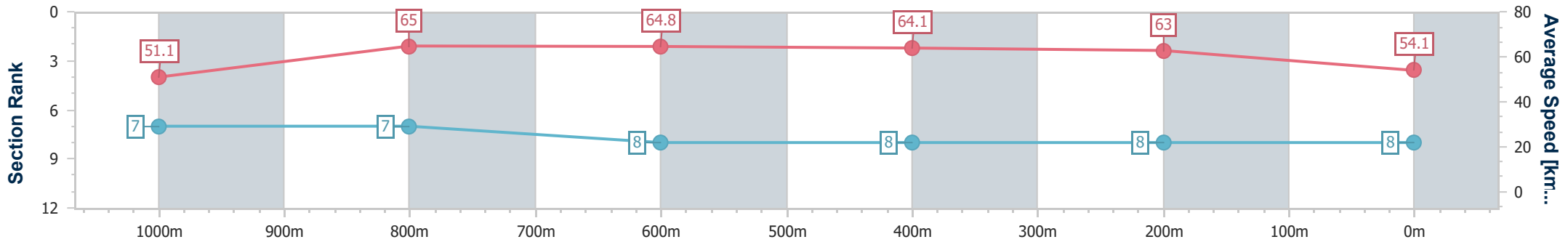
Townsville QLD Professional
Race 7: LADBROKES MATES MODE BENCHMARK 70
Handicap - 1200m

28 November 2024 - 16:23

Track Rating: Good 4, Weather: Fine, Rail Position: +6m 1000m-
W/Post; +2m Remainder



Section	Overall	1000m	800m	600m	400m	200m								
Section Times	1:12.60 [8] (0:14.14)	0:58.46 [7] (0:11.09)	0:47.37 [7] (0:11.15)	0:36.22 [8] (0:11.36)	0:24.86 [8] (0:11.55)	0:13.31 [8] (0:13.31)								
Average Speed [km/h]	51.1	65.0	64.8	64.1	63.0	54.1								
Top Speed [km/h]	65.4	65.7	65.5	65.3	65.2	62.0								
Avg. Dist. to Rail [m]	6.7	0.4	0.8	2.6	6.8	8.7								
Avg. Stride Freq. [Hz]	2.2	2.3	2.3	2.3	2.3	2.2								
Avg. Stride Length [m]	8.0	7.7	7.8	7.7	7.6	7.0								



- [] Ranking at each section and finish
- .-.- No data available at this section
- NA No data available



Townsville QLD Professional
Race 8: GREAT NORTHERN BREWING CO RATINGS BAND 0 - 58
Handicap - 1200m
28 November 2024 - 16:57



Track Rating: Good 4, Weather: Fine, Rail Position: +6m 1000m-W/Post; +2m Remainder

Section												Last 600m	
Field Times		Overall	1000m	800m	600m	400m	200m						0:34.95
		1:09.82 (0:13.55)	0:56.27 (0:10.43)	0:45.84 (0:10.89)	0:34.95 (0:11.15)	0:23.80 (0:11.54)	0:12.26 (0:12.26)						
Rank	TAB	Horse/Jockey	Barrier	Top Speed [km/h]	Fastest Section							Margin	Distance Travelled [m]
1	8	GAMADALE NIP Chelsea Jokic	7	69.7	0:10.72	1:09.82 [1] (0:14.46)	0:55.36 [9] (0:10.72)	0:44.64 [9] (0:10.81)	0:33.83 [9] (0:10.89)	0:22.94 [7] (0:11.12)	0:11.82 [3] (0:11.82)	1:09.82	0:33.83
2	4	MISHANI MAVERICK Ashley Butler	5	69.9	0:10.43	1:09.83 [2] (0:13.55)	0:56.28 [1] (0:10.43)	0:45.85 [1] (0:10.89)	0:34.96 [1] (0:11.15)	0:23.81 [1] (0:11.54)	0:12.27 [1] (0:12.27)	0.02L	0:34.96 -10
3	3	MY ARTIE Lacey Morrison	4	69.4	0:10.39	1:09.98 [3] (0:13.76)	0:56.22 [3] (0:10.39)	0:45.83 [3] (0:10.94)	0:34.89 [3] (0:11.30)	0:23.59 [3] (0:11.52)	0:12.07 [2] (0:12.07)	0.93L	0:34.89 -9
4	6	BOOMING FAST Ryan Wiggins	8	68.2	0:10.65	1:10.01 [4] (0:13.85)	0:56.16 [4] (0:10.65)	0:45.51 [5] (0:10.94)	0:34.57 [5] (0:11.27)	0:23.30 [5] (0:11.40)	0:11.90 [4] (0:11.90)	1.08L	0:34.57 -5
5	1	PLATINUM FIELD Chris Whiteley	2	67.9	0:10.77	1:10.78 [5] (0:13.93)	0:56.85 [6] (0:10.77)	0:46.08 [6] (0:10.80)	0:35.28 [6] (0:11.29)	0:23.99 [6] (0:11.67)	0:12.32 [7] (0:12.32)	5.62L	0:35.28 -8
6	12	TENNAGAIN Isabella Teh	9	67.6	0:10.80	1:11.07 [6] (0:14.20)	0:56.87 [8] (0:10.80)	0:46.07 [8] (0:10.88)	0:35.19 [8] (0:11.16)	0:24.03 [8] (0:11.51)	0:12.52 [8] (0:12.52)	7.31L	0:35.19 -3
7	10	STORE BEACH Pietro Romeo	6	69.8	0:10.65	1:11.12 [7] (0:14.06)	0:57.06 [7] (0:10.65)	0:46.41 [7] (0:11.00)	0:35.41 [7] (0:11.34)	0:24.07 [9] (0:11.76)	0:12.31 [9] (0:12.31)	7.61L	0:35.41 -6
8	9	SILVER GLITTER Gabrielle Semmens	3	67.7	0:10.70	1:11.12 [8] (0:14.74)	0:56.38 [10] (0:10.70)	0:45.68 [10] (0:10.79)	0:34.89 [10] (0:11.12)	0:23.77 [10] (0:11.60)	0:12.17 [10] (0:12.17)	7.63L	0:34.89 -8
9	11	PUSS BOOTS Tyler Leslight	10	70.6	0:10.35	1:11.38 [9] (0:13.63)	0:57.75 [2] (0:10.35)	0:47.40 [1] (0:10.93)	0:36.47 [2] (0:11.37)	0:25.10 [2] (0:11.89)	0:13.21 [5] (0:13.21)	9.12L	0:36.47 -4
10	5	ALLANON Nathan Thomas	1	68.9	0:10.41	1:12.43 [10] (0:13.90)	0:58.53 [5] (0:10.41)	0:48.12 [4] (0:10.78)	0:37.34 [4] (0:11.38)	0:25.96 [4] (0:11.95)	0:14.01 [6] (0:14.01)	15.35L	0:37.34 -13

Scratched: Snuggle Bang Yahoo (#7), Super Fast (#2)

- [] Ranking at each section and finish
- :--:- No data available at this section
- NA No data available
- SCN Saddle cloth number
- DNF Did not finish
- DNT Did not track



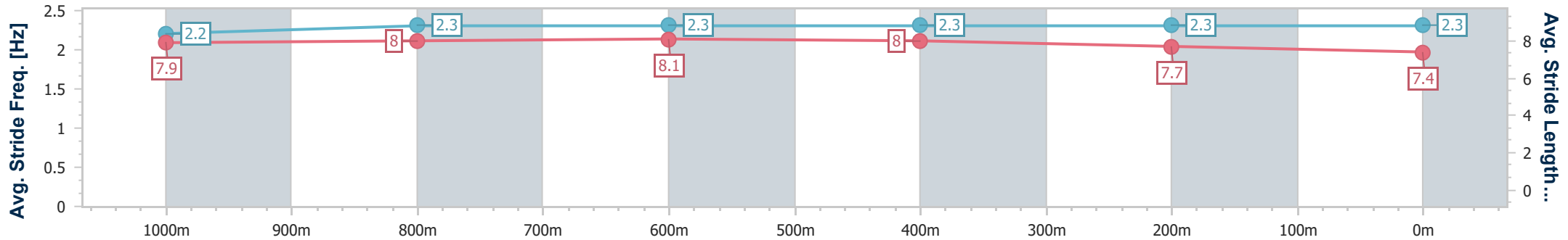
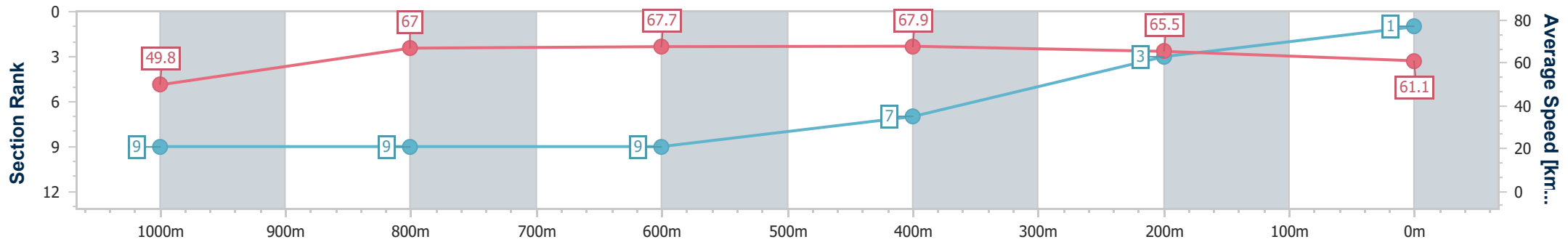
Horse/Jockey Name	Gamadale Nip
Final Rank	1
Fastest Section Time (Section)	0:10.72 (1000m)
Top Speed [km/h] (Section)	69.7 (600m)
Race State	Finished



Townsville QLD Professional
Race 8: GREAT NORTHERN BREWING CO RATINGS BAND 0 - 58 Handicap - 1200m
 28 November 2024 - 16:57
 Track Rating: Good 4, Weather: Fine, Rail Position: +6m 1000m-W/Post; +2m Remainder



Section	Overall	1000m	800m	600m	400m	200m
Section Times	1:09.82 [1] (0:14.46)	0:55.36 [9] (0:10.72)	0:44.64 [9] (0:10.81)	0:33.83 [9] (0:10.89)	0:22.94 [7] (0:11.12)	0:11.82 [3] (0:11.82)
Average Speed [km/h]	49.8	67.0	67.7	67.9	65.5	61.1
Top Speed [km/h]	66.4	68.3	69.0	69.7	67.2	63.7
Avg. Dist. to Rail [m]	6.2	1.1	3.4	5.7	7.6	9.0
Avg. Stride Freq. [Hz]	2.2	2.3	2.3	2.3	2.3	2.3
Avg. Stride Length [m]	7.9	8.0	8.1	8.0	7.7	7.4



- [] Ranking at each section and finish
- .-.- No data available at this section
- NA No data available



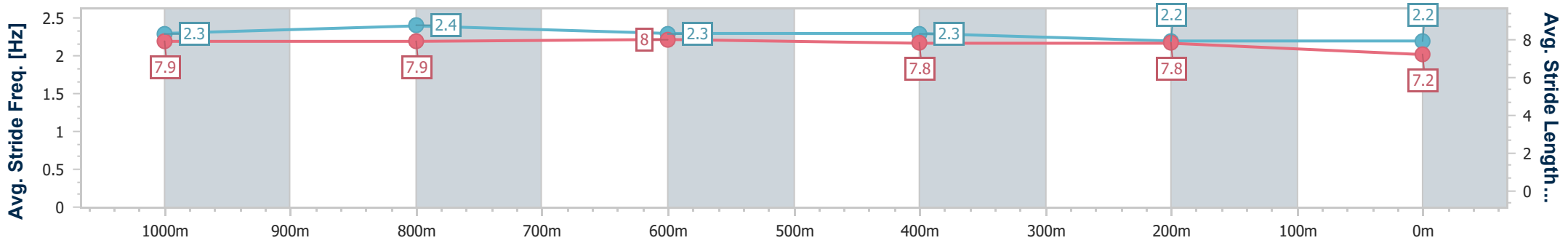
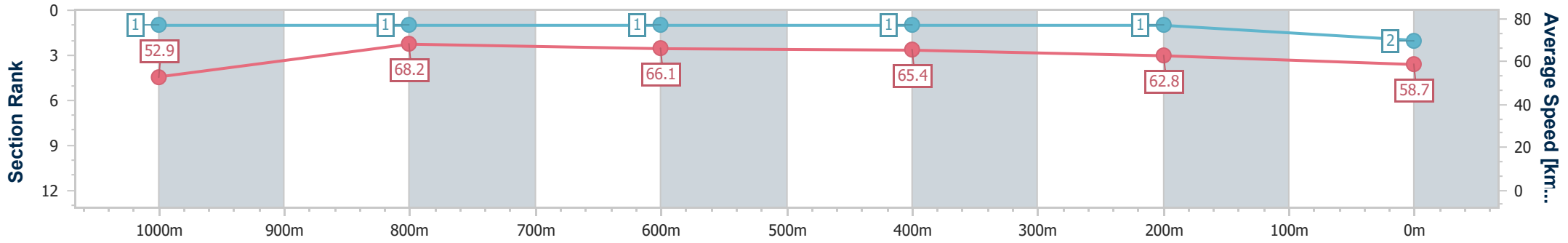
Horse/Jockey Name	Mishani Maverick
Final Rank	2
Fastest Section Time (Section)	0:10.43 (1000m)
Top Speed [km/h] (Section)	69.9 (1000m)
Race State	Finished



Townsville QLD Professional
 Race 8: GREAT NORTHERN BREWING CO RATINGS BAND 0 - 58 Handicap - 1200m
 28 November 2024 - 16:57
 Track Rating: Good 4, Weather: Fine, Rail Position: +6m 1000m-W/Post; +2m Remainder



Section	Overall	1000m	800m	600m	400m	200m								
Section Times	1:09.83 [2] (0:13.55)	0:56.28 [1] (0:10.43)	0:45.85 [1] (0:10.89)	0:34.96 [1] (0:11.15)	0:23.81 [1] (0:11.54)	0:12.27 [1]								
Average Speed [km/h]	52.9	68.2	66.1	65.4	62.8	58.7								
Top Speed [km/h]	67.3	69.9	67.9	66.4	64.3	61.6								
Avg. Dist. to Rail [m]	4.9	2.6	0.6	2.3	3.7	3.9								
Avg. Stride Freq. [Hz]	2.3	2.4	2.3	2.3	2.2	2.2								
Avg. Stride Length [m]	7.9	7.9	8.0	7.8	7.8	7.2								



- [] Ranking at each section and finish
- .-.- No data available at this section
- NA No data available



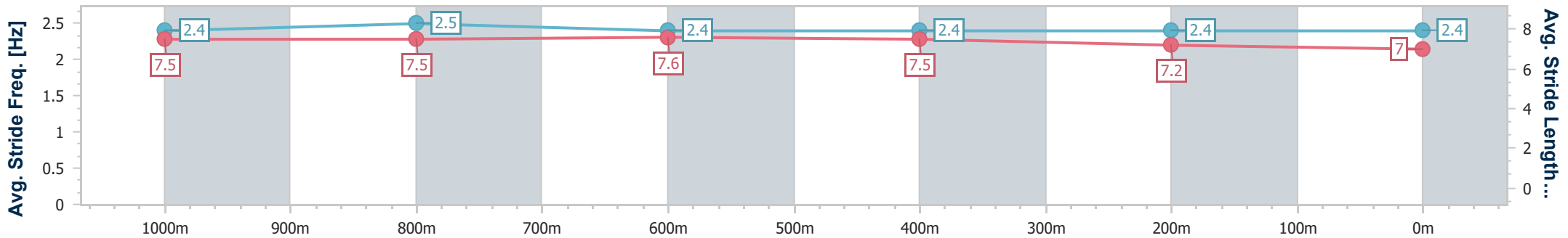
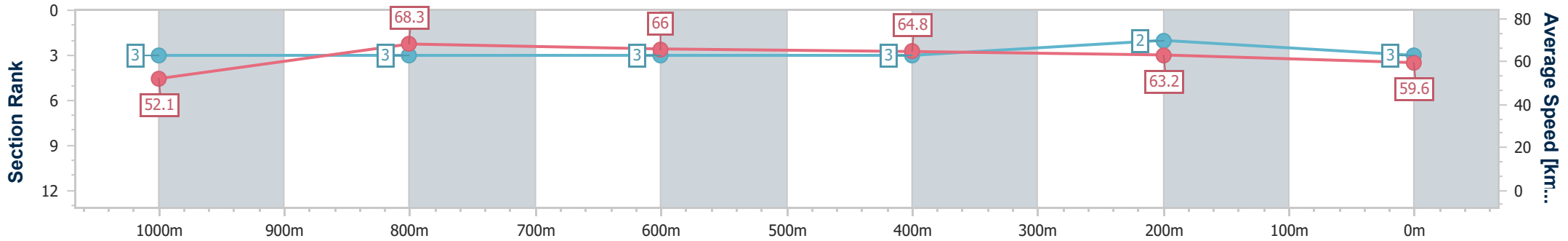
Horse/Jockey Name	My Artie
Final Rank	3
Fastest Section Time (Section)	0:10.39 (1000m)
Top Speed [km/h] (Section)	69.4 (1000m)
Race State	Finished



Townsville QLD Professional
 Race 8: GREAT NORTHERN BREWING CO RATINGS BAND 0 - 58 Handicap - 1200m
 28 November 2024 - 16:57
 Track Rating: Good 4, Weather: Fine, Rail Position: +6m 1000m-W/Post; +2m Remainder



Section	Overall	1000m	800m	600m	400m	200m
Section Times	1:09.98 [3] (0:13.76)	0:56.22 [3] (0:10.39)	0:45.83 [3] (0:10.94)	0:34.89 [3] (0:11.30)	0:23.59 [3] (0:11.52)	0:12.07 [2] (0:12.07)
Average Speed [km/h]	52.1	68.3	66.0	64.8	63.2	59.6
Top Speed [km/h]	68.6	69.4	67.7	66.3	64.4	61.9
Avg. Dist. to Rail [m]	4.2	2.8	0.8	3.6	6.1	6.0
Avg. Stride Freq. [Hz]	2.4	2.5	2.4	2.4	2.4	2.4
Avg. Stride Length [m]	7.5	7.5	7.6	7.5	7.2	7.0



- [] Ranking at each section and finish
- .-.- No data available at this section
- NA No data available



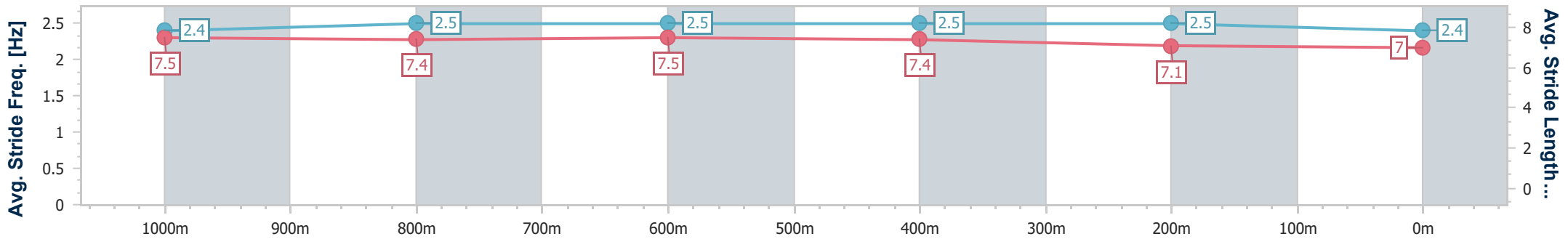
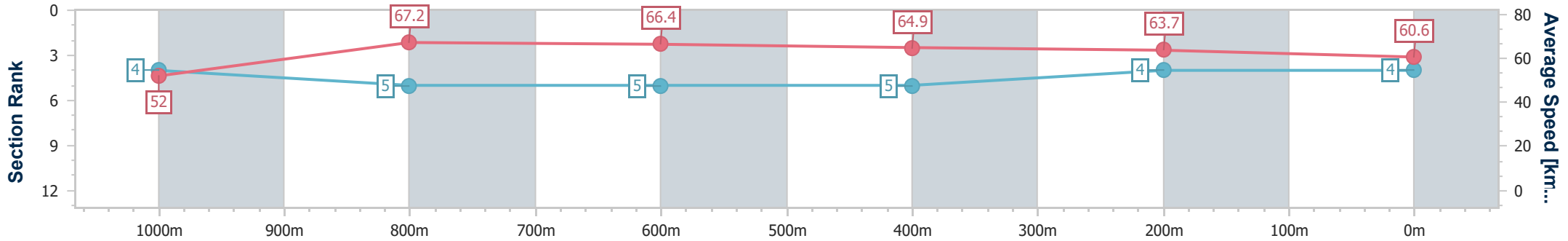
Horse/Jockey Name	Booming Fast
Final Rank	4
Fastest Section Time (Section)	0:10.65 (1000m)
Top Speed [km/h] (Section)	68.2 (1000m)
Race State	Finished



Townsville QLD Professional
 Race 8: GREAT NORTHERN BREWING CO RATINGS BAND 0 - 58 Handicap - 1200m
 28 November 2024 - 16:57
 Track Rating: Good 4, Weather: Fine, Rail Position: +6m 1000m-W/Post; +2m Remainder



Section	Overall	1000m	800m	600m	400m	200m
Section Times	1:10.01 [4] (0:13.85)	0:56.16 [4] (0:10.65)	0:45.51 [5] (0:10.94)	0:34.57 [5] (0:11.27)	0:23.30 [5] (0:11.40)	0:11.90 [4] (0:11.90)
Average Speed [km/h]	52.0	67.2	66.4	64.9	63.7	60.6
Top Speed [km/h]	66.1	68.2	67.5	66.5	64.3	63.7
Avg. Dist. to Rail [m]	6.3	1.3	2.0	3.3	6.1	7.2
Avg. Stride Freq. [Hz]	2.4	2.5	2.5	2.5	2.5	2.4
Avg. Stride Length [m]	7.5	7.4	7.5	7.4	7.1	7.0



- [] Ranking at each section and finish
- .-.- No data available at this section
- NA No data available



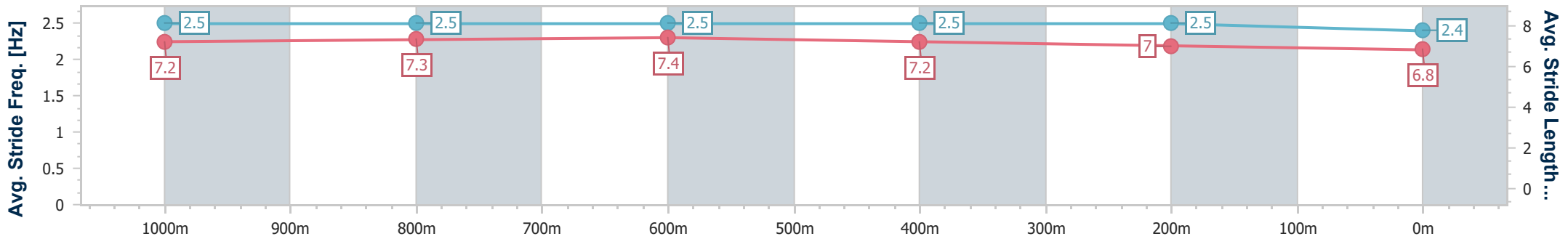
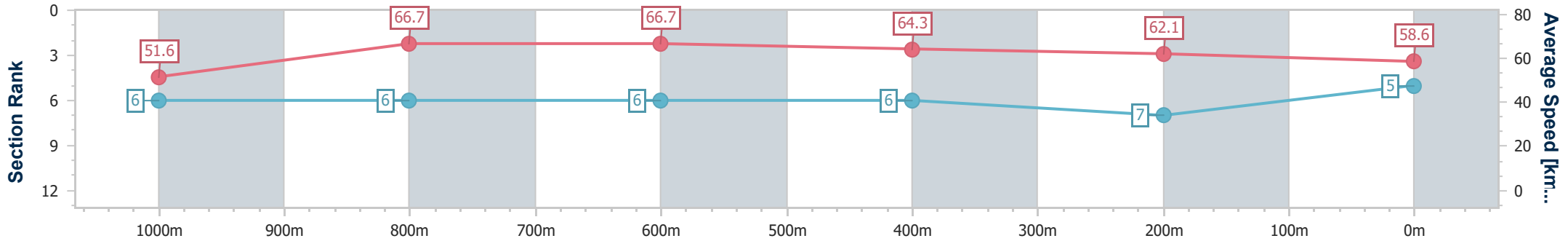
Horse/Jockey Name	Platinum Field
Final Rank	5
Fastest Section Time (Section)	0:10.77 (1000m)
Top Speed [km/h] (Section)	67.9 (1000m)
Race State	Finished



Townsville QLD Professional
Race 8: GREAT NORTHERN BREWING CO RATINGS BAND 0 - 58 Handicap - 1200m
 28 November 2024 - 16:57
 Track Rating: Good 4, Weather: Fine, Rail Position: +6m 1000m-W/Post; +2m Remainder



Section	Overall	1000m	800m	600m	400m	200m
Section Times	1:10.78 [5] (0:13.93)	0:56.85 [6] (0:10.77)	0:46.08 [6] (0:10.80)	0:35.28 [6] (0:11.29)	0:23.99 [6] (0:11.67)	0:12.32 [7] (0:12.32)
Average Speed [km/h]	51.6	66.7	66.7	64.3	62.1	58.6
Top Speed [km/h]	67.2	67.9	67.6	65.8	64.4	60.8
Avg. Dist. to Rail [m]	3.4	1.0	0.2	1.9	5.0	7.0
Avg. Stride Freq. [Hz]	2.5	2.5	2.5	2.5	2.5	2.4
Avg. Stride Length [m]	7.2	7.3	7.4	7.2	7.0	6.8



- [] Ranking at each section and finish
- .-.- No data available at this section
- NA No data available



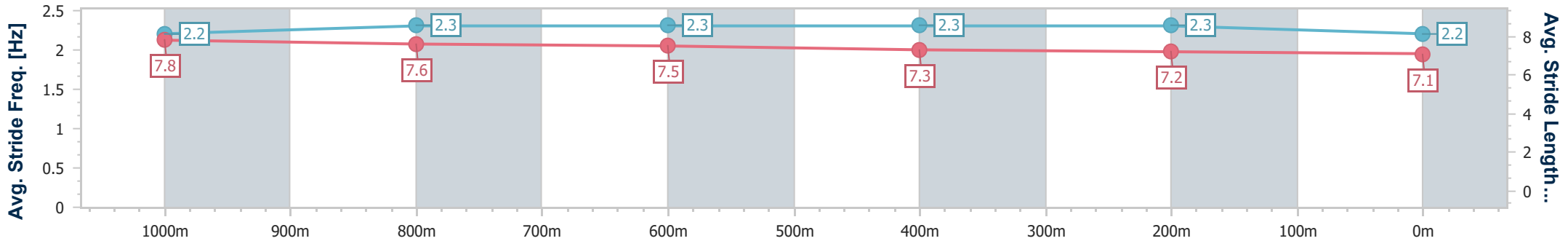
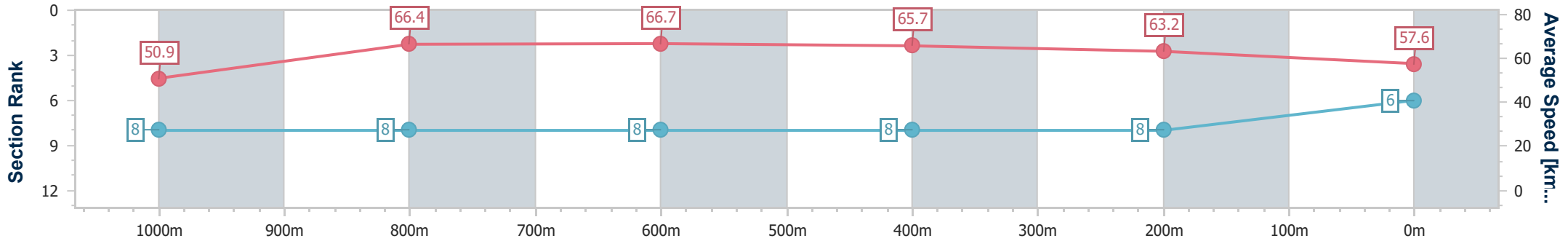
Horse/Jockey Name	Tennagain
Final Rank	6
Fastest Section Time (Section)	0:10.80 (1000m)
Top Speed [km/h] (Section)	67.6 (1000m)
Race State	Finished



Townsville QLD Professional
 Race 8: GREAT NORTHERN BREWING CO RATINGS BAND 0 - 58 Handicap - 1200m
 28 November 2024 - 16:57
 Track Rating: Good 4, Weather: Fine, Rail Position: +6m 1000m-W/Post; +2m Remainder



Section	Overall	1000m	800m	600m	400m	200m
Section Times	1:11.07 [6] (0:14.20)	0:56.87 [8] (0:10.80)	0:46.07 [8] (0:10.88)	0:35.19 [8] (0:11.16)	0:24.03 [8] (0:11.51)	0:12.52 [8] (0:12.52)
Average Speed [km/h]	50.9	66.4	66.7	65.7	63.2	57.6
Top Speed [km/h]	65.0	67.6	67.4	66.6	64.7	61.4
Avg. Dist. to Rail [m]	7.5	0.7	1.3	3.9	6.9	9.2
Avg. Stride Freq. [Hz]	2.2	2.3	2.3	2.3	2.3	2.2
Avg. Stride Length [m]	7.8	7.6	7.5	7.3	7.2	7.1



- [] Ranking at each section and finish
- .-.- No data available at this section
- NA No data available



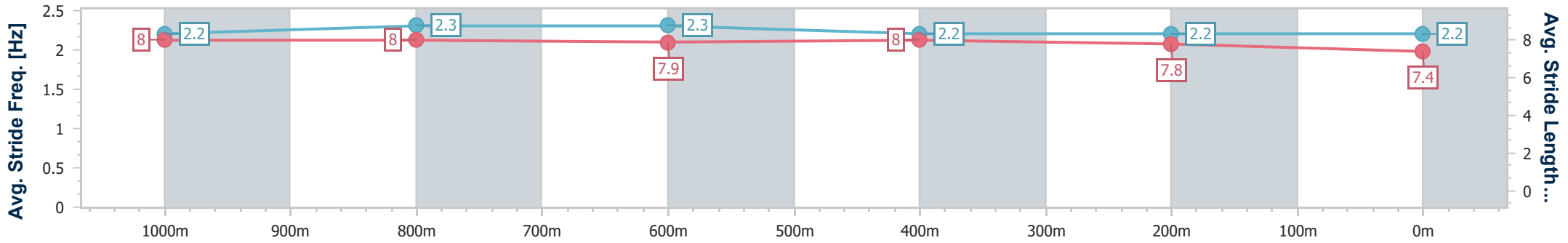
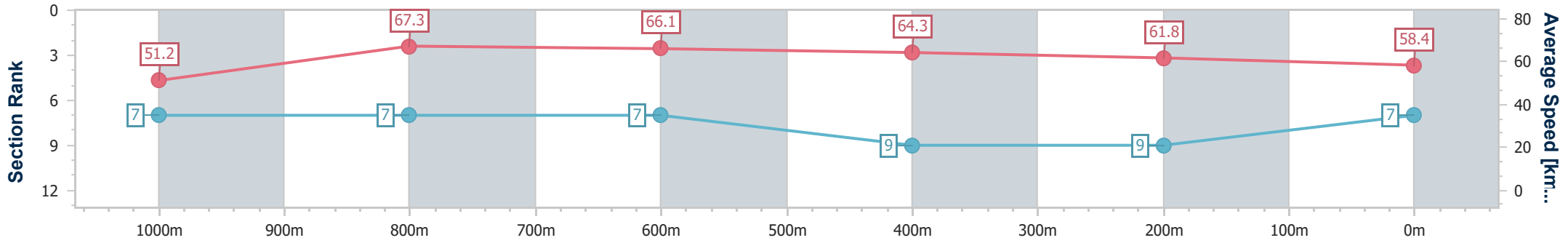
Horse/Jockey Name	Store Beach
Final Rank	7
Fastest Section Time (Section)	0:10.65 (1000m)
Top Speed [km/h] (Section)	69.8 (1000m)
Race State	Finished



Townsville QLD Professional
Race 8: GREAT NORTHERN BREWING CO RATINGS BAND 0 - 58 Handicap - 1200m
 28 November 2024 - 16:57
 Track Rating: Good 4, Weather: Fine, Rail Position: +6m 1000m-W/Post; +2m Remainder



Section	Overall	1000m	800m	600m	400m	200m								
Section Times	1:11.12 [7] (0:14.06)	0:57.06 [7] (0:10.65)	0:46.41 [7] (0:11.00)	0:35.41 [7] (0:11.34)	0:24.07 [9] (0:11.76)	0:12.31 [9] (0:12.31)								
Average Speed [km/h]	51.2	67.3	66.1	64.3	61.8	58.4								
Top Speed [km/h]	66.9	69.8	67.8	65.5	63.5	60.7								
Avg. Dist. to Rail [m]	5.2	1.4	1.8	2.8	4.9	7.4								
Avg. Stride Freq. [Hz]	2.2	2.3	2.3	2.2	2.2	2.2								
Avg. Stride Length [m]	8.0	8.0	7.9	8.0	7.8	7.4								



- [] Ranking at each section and finish
- .-.- No data available at this section
- NA No data available



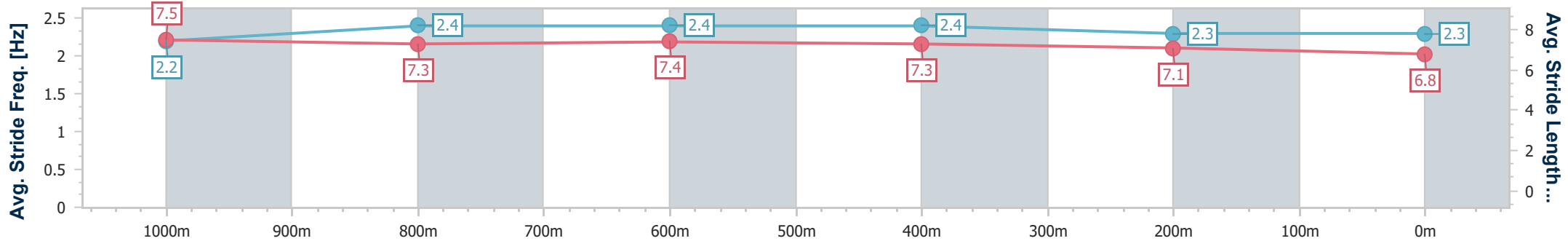
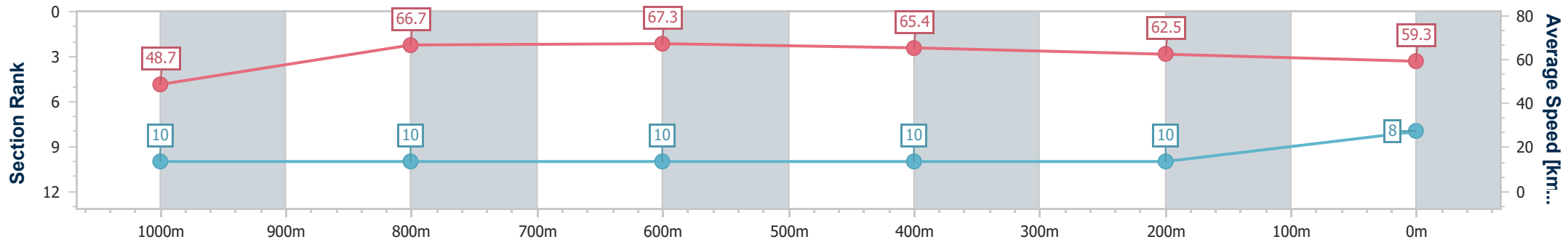
Horse/Jockey Name	Silver Glitter
Final Rank	8
Fastest Section Time (Section)	0:10.70 (1000m)
Top Speed [km/h] (Section)	67.7 (800m)
Race State	Finished



Townsville QLD Professional
Race 8: GREAT NORTHERN BREWING CO RATINGS BAND 0 - 58 Handicap - 1200m
 28 November 2024 - 16:57
 Track Rating: Good 4, Weather: Fine, Rail Position: +6m 1000m-W/Post; +2m Remainder



Section	Overall	1000m	800m	600m	400m	200m
Section Times	1:11.12 [8] (0:14.74)	0:56.38 [10] (0:10.70)	0:45.68 [10] (0:10.79)	0:34.89 [10] (0:11.12)	0:23.77 [10] (0:11.60)	0:12.17 [10] (0:12.17)
Average Speed [km/h]	48.7	66.7	67.3	65.4	62.5	59.3
Top Speed [km/h]	65.3	67.7	67.7	67.1	64.1	61.5
Avg. Dist. to Rail [m]	3.7	1.7	1.2	2.4	5.5	10.0
Avg. Stride Freq. [Hz]	2.2	2.4	2.4	2.4	2.3	2.3
Avg. Stride Length [m]	7.5	7.3	7.4	7.3	7.1	6.8



- [] Ranking at each section and finish
- .-.- No data available at this section
- NA No data available



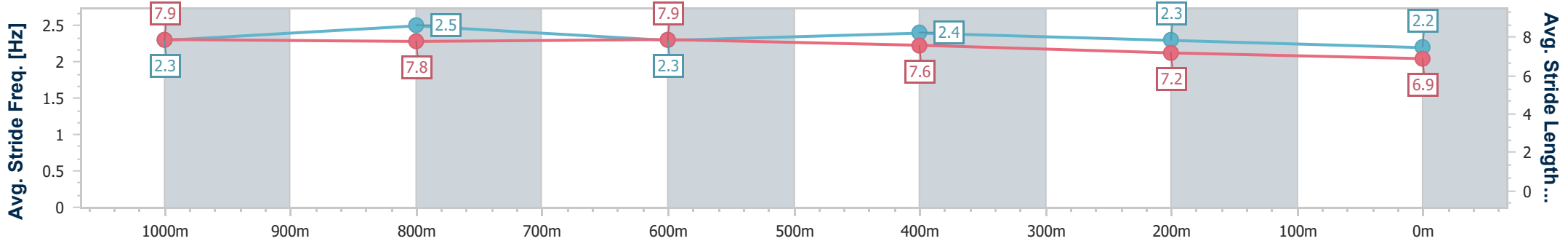
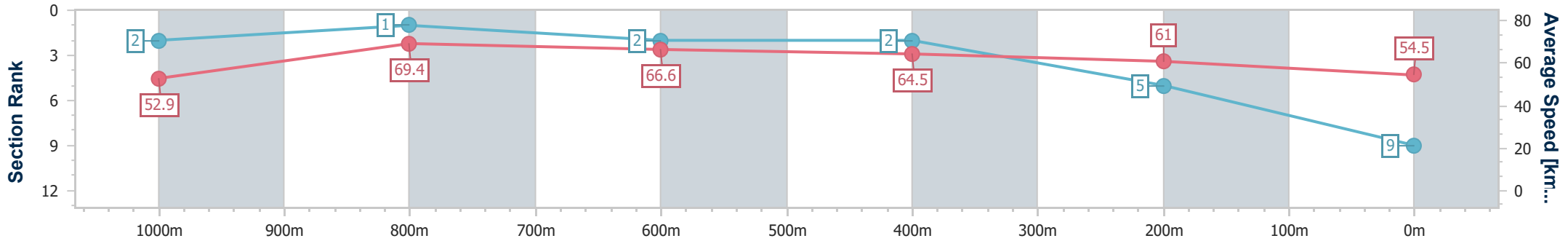
Horse/Jockey Name	Puss Boots
Final Rank	9
Fastest Section Time (Section)	0:10.35 (1000m)
Top Speed [km/h] (Section)	70.6 (1000m)
Race State	Finished



Townsville QLD Professional
 Race 8: GREAT NORTHERN BREWING CO RATINGS BAND 0 - 58 Handicap - 1200m
 28 November 2024 - 16:57
 Track Rating: Good 4, Weather: Fine, Rail Position: +6m 1000m-W/Post; +2m Remainder



Section	Overall	1000m	800m	600m	400m	200m
Section Times	1:11.38 [9] (0:13.63)	0:57.75 [2] (0:10.35)	0:47.40 [1] (0:10.93)	0:36.47 [2] (0:11.37)	0:25.10 [2] (0:11.89)	0:13.21 [5] (0:13.21)
Average Speed [km/h]	52.9	69.4	66.6	64.5	61.0	54.5
Top Speed [km/h]	70.3	70.6	67.8	66.7	63.8	58.1
Avg. Dist. to Rail [m]	7.2	0.9	1.9	3.5	4.6	4.9
Avg. Stride Freq. [Hz]	2.3	2.5	2.3	2.4	2.3	2.2
Avg. Stride Length [m]	7.9	7.8	7.9	7.6	7.2	6.9



- [] Ranking at each section and finish
- .-.- No data available at this section
- NA No data available



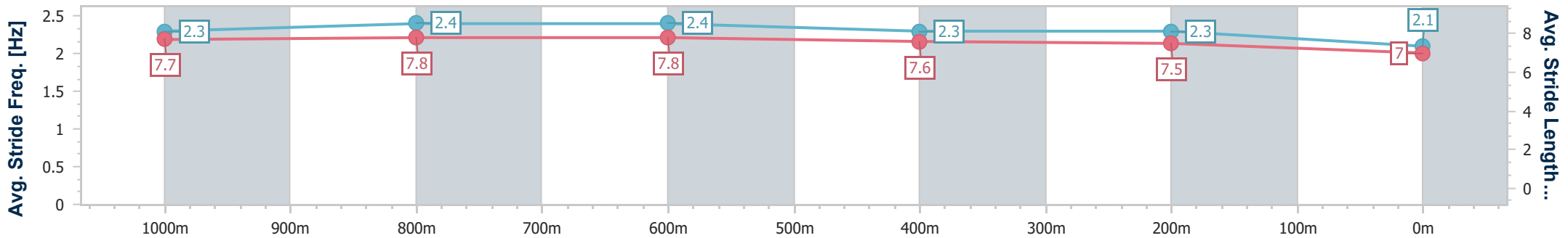
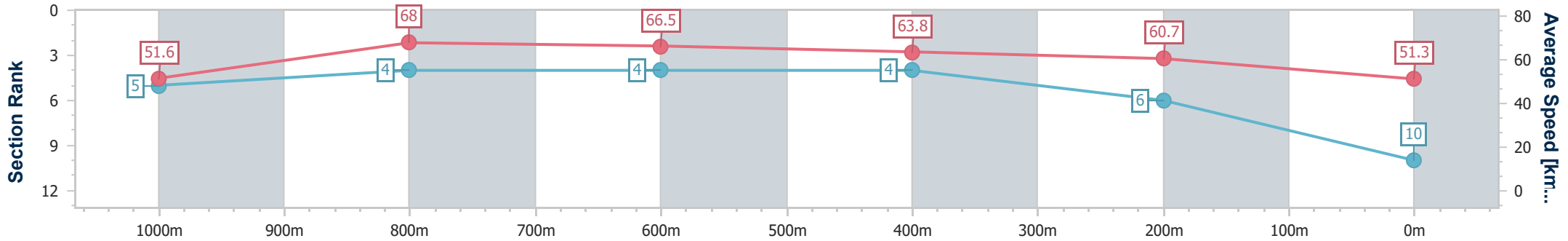
Horse/Jockey Name	Allanon
Final Rank	10
Fastest Section Time (Section)	0:10.41 (1000m)
Top Speed [km/h] (Section)	68.9 (1000m)
Race State	Finished



Townsville QLD Professional
 Race 8: GREAT NORTHERN BREWING CO RATINGS BAND 0 - 58 Handicap - 1200m
 28 November 2024 - 16:57
 Track Rating: Good 4, Weather: Fine, Rail Position: +6m 1000m-W/Post; +2m Remainder



Section	Overall	1000m	800m	600m	400m	200m
Section Times	1:12.43 [10] (0:13.90)	0:58.53 [5] (0:10.41)	0:48.12 [4] (0:10.78)	0:37.34 [4] (0:11.38)	0:25.96 [4] (0:11.95)	0:14.01 [6] (0:14.01)
Average Speed [km/h]	51.6	68.0	66.5	63.8	60.7	51.3
Top Speed [km/h]	67.2	68.9	68.6	65.9	62.6	58.8
Avg. Dist. to Rail [m]	2.8	3.2	1.0	1.7	3.3	4.1
Avg. Stride Freq. [Hz]	2.3	2.4	2.4	2.3	2.3	2.1
Avg. Stride Length [m]	7.7	7.8	7.8	7.6	7.5	7.0



- [] Ranking at each section and finish
- .-.- No data available at this section
- NA No data available