

Track Rating: Good 4, Weather: Overcast, Rail Position: +2.5m Entire

Section		Overall	2000m	1800m	1600m	1400m	1200m	1000m	Last 600m				
Field Times		2:13.49 (0:11.47)	2:02.02 (0:11.28)	1:50.74 (0:11.79)	1:38.95 (0:12.27)	1:26.68 (0:13.21)	1:13.47 (0:13.13)	1:00.34 (0:12.39)	0:36.01				
Rank	TAB Horse/Jockey	Barrier	Top Speed [km/h]	Fastest Section									Distance Travelled [m]
1	5 HALLSIDE MARTINI Taylor Marshall	6	65.2 2000m	0:11.23 2000m	2:13.49 [1] (0:11.88)	2:01.61 [8] (0:11.23)	1:50.38 [7] (0:12.14)	1:38.24 [7] (0:12.62)	1:25.62 [8] (0:13.09)	1:12.53 [7] (0:13.11)	0:59.42 [7] (0:12.39)	0:35.21	
2	7 BITOFTHEBLARNEY Bailey Wheeler	4	65.7 2000m	0:11.20 2000m	2:13.49 [2] (0:11.61)	2:01.88 [2] (0:11.20)	1:50.68 [3] (0:11.94)	1:38.74 [4] (0:12.51)	1:26.23 [4] (0:13.10)	1:13.13 [3] (0:13.15)	0:59.98 [3] (0:12.44)	0:35.59	-1
3	14 TWISTED MISTRESS Jason Taylor	11	65.8 2000m	0:11.07 2000m	2:13.70 [3] (0:11.79)	2:01.91 [5] (0:11.07)	1:50.84 [4] (0:11.74)	1:39.10 [2] (0:12.25)	1:26.85 [2] (0:13.31)	1:13.54 [2] (0:13.08)	1:00.46 [2] (0:12.30)	0:36.22	+7
4	10 SMOOTH TORQUE Jake Bayliss	7	64.0 2000m	0:11.32 2000m	2:13.80 [4] (0:11.95)	2:01.85 [9] (0:11.32)	1:50.53 [8] (0:12.23)	1:38.30 [9] (0:12.71)	1:25.59 [10] (0:13.05)	1:12.54 [9] (0:13.11)	0:59.43 [9] (0:12.48)	0:35.29	+0
5	1 GRIPPING Jasper Franklin	12	63.1 800m	0:11.56 2000m	2:14.01 [5] (0:12.08)	2:01.93 [11] (0:11.56)	1:50.37 [11] (0:12.32)	1:38.05 [12] (0:12.60)	1:25.45 [11] (0:13.09)	1:12.36 [11] (0:13.05)	0:59.31 [11] (0:12.45)	0:35.27	+8
6	12 RHODES Mark Du Plessis	1	64.3 2000m	0:11.33 2000m	2:14.03 [6] (0:11.47)	2:02.56 [1] (0:11.33)	1:51.23 [2] (0:12.13)	1:39.10 [6] (0:12.59)	1:26.51 [6] (0:13.12)	1:13.39 [5] (0:13.19)	1:00.20 [6] (0:12.35)	0:35.88	+1
7	4 VICTORY COMMAND Robbie Dolan	3	63.9 2000m	0:11.39 2000m	2:14.19 [7] (0:11.98)	2:02.21 [10] (0:11.39)	1:50.82 [10] (0:12.04)	1:38.78 [8] (0:12.42)	1:26.36 [7] (0:13.34)	1:13.02 [8] (0:13.03)	0:59.99 [8] (0:12.41)	0:35.89	+8
8	9 JUNGLE JET James Orman	5	66.4 2000m	0:11.09 2000m	2:14.21 [8] (0:11.66)	2:02.55 [3] (0:11.09)	1:51.46 [1] (0:11.91)	1:39.55 [3] (0:12.50)	1:27.05 [3] (0:13.31)	1:13.74 [4] (0:13.10)	1:00.64 [4] (0:12.37)	0:36.28	+11
9	13 NEW WORLD TAPESTRY Georgina Cartwright	2	65.1 2000m	0:11.21 2000m	2:14.30 [9] (0:11.79)	2:02.51 [5] (0:11.21)	1:51.30 [6] (0:11.87)	1:39.43 [5] (0:12.45)	1:26.98 [5] (0:13.34)	1:13.64 [6] (0:13.15)	1:00.49 [5] (0:12.42)	0:36.15	+3
10	3 CEREMONIOUS Andrew Mallyon	9	65.1 Overall	0:11.62 2000m	2:14.40 [10] (0:11.73)	2:02.67 [4] (0:11.62)	1:51.05 [9] (0:12.28)	1:38.77 [10] (0:12.46)	1:26.31 [9] (0:13.26)	1:13.05 [10] (0:13.05)	1:00.00 [10] (0:12.41)	0:35.92	+9

Scratched: Gold Prince (#8), Force Me (#16), Aldeenaary (#2), Ichiban (#6)



Ipswich QLD Professional
Race 5: BARRIER REEF POOLS BENCHMARK 68 Handicap - 2150m
 28 November 2024 - 16:05



Track Rating: Good 4, Weather: Overcast, Rail Position: +2.5m Entire

Section		Overall	2000m	1800m	1600m	1400m	1200m	1000m	Last 600m
Field Times		2:13.49 (0:11.47)	2:02.02 (0:11.28)	1:50.74 (0:11.79)	1:38.95 (0:12.27)	1:26.68 (0:13.21)	1:13.47 (0:13.13)	1:00.34 (0:12.39)	0:36.01

Rank	TAB	Horse/Jockey	Barrier	Top Speed [km/h]	Fastest Section	Overall	2000m	1800m	1600m	1400m	1200m	1000m	Last 600m	Distance Travelled [m]
11	11	ACES UP Samantha Collett	10	66.2 2000m	0:11.12 2000m	2:14.60 [11] (0:11.82)	2:02.78 [7] (0:11.12)	1:51.66 [5] (0:11.60)	1:40.06 [1] (0:12.27)	1:27.79 [1] (0:13.21)	1:14.58 [1] (0:13.13)	1:01.45 [1] (0:12.60)	0:36.95	+3
12	15	NITROGLYCERINE Cejay Graham	8	65.3 2000m	0:11.33 2000m	2:14.92 [12] (0:12.63)	2:02.29 [12] (0:11.33)	1:50.96 [12] (0:11.93)	1:39.03 [11] (0:12.77)	1:26.26 [12] (0:13.00)	1:13.26 [12] (0:13.13)	1:00.13 [12] (0:12.51)	0:35.95	+3

Scratched: Gold Prince (#8), Force Me (#16), Aldeenaary (#2), Ichiban (#6)

[] Ranking at each section and finish
 -:-:- No data available at this section
 NA No data available

SCN Saddle cloth number
 DNF Did not finish
 DNT Did not track

Track Rating: Good 4, Weather: Overcast, Rail Position: +2.5m Entire

Section										Last 600m	
Field Times				800m	600m	400m	200m			0:36.01	
				0:47.95 (0:11.94)	0:36.01 (0:11.82)	0:24.19 (0:12.00)	0:12.19 (0:12.19)				
Rank	TAB	Horse/Jockey	Barrier	Top Speed [km/h]	Fastest Section					Margin	Distance Travelled [m]
1	5	HALLSIDE MARTINI Taylor Marshall	6	65.2 2000m	0:11.23 2000m	0:47.03 [7] (0:11.82)	0:35.21 [7] (0:11.67)	0:23.54 [6] (0:11.65)	0:11.89 [3] (0:11.89)	2:13.49	0:35.21
2	7	BITOFTHEBLARNEY Bailey Wheeler	4	65.7 2000m	0:11.20 2000m	0:47.54 [4] (0:11.95)	0:35.59 [3] (0:11.76)	0:23.83 [3] (0:11.73)	0:12.10 [2] (0:12.10)	0.01L	0:35.59 -1
3	14	TWISTED MISTRESS Jason Taylor	11	65.8 2000m	0:11.07 2000m	0:48.16 [1] (0:11.94)	0:36.22 [1] (0:11.82)	0:24.40 [1] (0:12.00)	0:12.40 [1] (0:12.40)	1.26L	0:36.22 +7
4	10	SMOOTH TORQUE Jake Bayliss	7	64.0 2000m	0:11.32 2000m	0:46.95 [10] (0:11.66)	0:35.29 [10] (0:11.64)	0:23.65 [9] (0:11.70)	0:11.95 [6] (0:11.95)	1.83L	0:35.29 +0
5	1	GRIPPING Jasper Franklin	12	63.1 800m	0:11.56 2000m	0:46.86 [11] (0:11.59)	0:35.27 [11] (0:11.61)	0:23.66 [11] (0:11.76)	0:11.90 [8] (0:11.90)	3.06L	0:35.27 +8
6	12	RHODES Mark Du Plessis	1	64.3 2000m	0:11.33 2000m	0:47.85 [5] (0:11.97)	0:35.88 [6] (0:11.79)	0:24.09 [5] (0:11.84)	0:12.25 [4] (0:12.25)	3.15L	0:35.88 +1
7	4	VICTORY COMMAND Robbie Dolan	3	63.9 2000m	0:11.39 2000m	0:47.58 [8] (0:11.69)	0:35.89 [8] (0:11.82)	0:24.07 [8] (0:12.08)	0:11.99 [11] (0:11.99)	4.1L	0:35.89 +8
8	9	JUNGLE JET James Orman	5	66.4 2000m	0:11.09 2000m	0:48.27 [3] (0:11.99)	0:36.28 [4] (0:11.93)	0:24.35 [4] (0:12.12)	0:12.23 [7] (0:12.23)	4.24L	0:36.28 +11
9	13	NEW WORLD TAPESTRY Georgina Cartwright	2	65.1 2000m	0:11.21 2000m	0:48.07 [6] (0:11.92)	0:36.15 [5] (0:11.83)	0:24.32 [7] (0:12.13)	0:12.19 [9] (0:12.19)	4.77L	0:36.15 +3
10	3	CEREMONIOUS Andrew Mallyon	9	65.1 Overall	0:11.62 2000m	0:47.59 [9] (0:11.67)	0:35.92 [9] (0:11.79)	0:24.13 [10] (0:11.90)	0:12.23 [10] (0:12.23)	5.34L	0:35.92 +9

Scratched: Gold Prince (#8), Force Me (#16), Aldeenaary (#2), Ichiban (#6)



Ipswich QLD Professional
Race 5: BARRIER REEF POOLS BENCHMARK 68 Handicap - 2150m
 28 November 2024 - 16:05



Track Rating: Good 4, Weather: Overcast, Rail Position: +2.5m Entire

Section		800m	600m	400m	200m	Last 600m					
Field Times		0:47.95 (0:11.94)	0:36.01 (0:11.82)	0:24.19 (0:12.00)	0:12.19 (0:12.19)	0:36.01					
Rank	TAB Horse/Jockey	Barrier	Top Speed [km/h]	Fastest Section	Margin				Distance Travelled [m]		
11	11 ACES UP Samantha Collett	10	66.2 2000m	0:11.12 2000m	0:48.85 [2] (0:11.90)	0:36.95 [2] (0:11.93)	0:25.02 [2] (0:12.22)	0:12.80 [5] (0:12.80)	6.5L	0:36.95	+3
12	15 NITROGLYCERINE Cejay Graham	8	65.3 2000m	0:11.33 2000m	0:47.62 [12] (0:11.67)	0:35.95 [12] (0:11.76)	0:24.19 [12] (0:11.88)	0:12.31 [12] (0:12.31)	8.39L	0:35.95	+3

Scratched: Gold Prince (#8), Force Me (#16), Aldeenaary (#2), Ichiban (#6)

[] Ranking at each section and finish
 -:-:-:- No data available at this section
 NA No data available

SCN Saddle cloth number
 DNF Did not finish
 DNT Did not track



Horse/Jockey Name	Hallside Martini
Final Rank	1
Fastest Section Time (Section)	0:11.23 (2000m)
Top Speed [km/h] (Section)	65.2 (2000m)
Race State	Finished



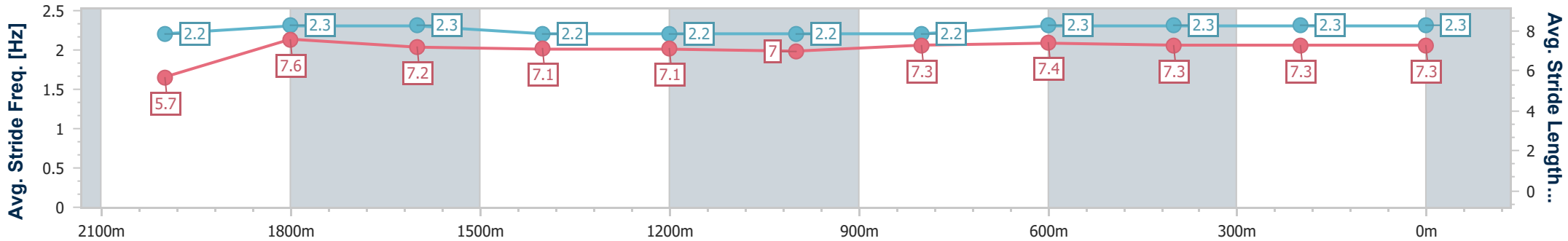
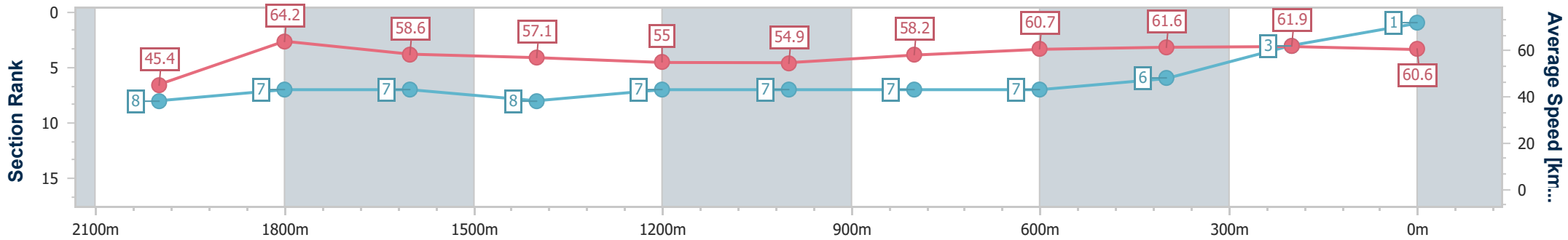
Ipswich QLD Professional
Race 5: BARRIER REEF POOLS BENCHMARK 68 Handicap - 2150m



28 November 2024 - 16:05

Track Rating: Good 4, Weather: Overcast, Rail Position: +2.5m Entire

Section	Overall	2000m	1800m	1600m	1400m	1200m	1000m	800m	600m	400m	200m
Section Times	2:13.49 [1] (0:11.88)	2:01.61 [8] (0:11.23)	1:50.38 [7] (0:12.14)	1:38.24 [7] (0:12.62)	1:25.62 [8] (0:13.09)	1:12.53 [7] (0:13.11)	0:59.42 [7] (0:12.39)	0:47.03 [7] (0:11.82)	0:35.21 [7] (0:11.67)	0:23.54 [6] (0:11.65)	0:11.89 [3] (0:11.89)
Average Speed [km/h]	45.4	64.2	58.6	57.1	55.0	54.9	58.2	60.7	61.6	61.9	60.6
Top Speed [km/h]	64.7	65.2	62.9	58.0	57.5	55.5	62.4	62.3	63.1	62.2	62.1
Avg. Dist. to Rail [m]	3.4	1.0	1.2	0.5	0.2	0.2	0.2	0.2	0.4	1.3	1.9
Avg. Stride Freq. [Hz]	2.2	2.3	2.3	2.2	2.2	2.2	2.2	2.3	2.3	2.3	2.3
Avg. Stride Length [m]	5.7	7.6	7.2	7.1	7.1	7.0	7.3	7.4	7.3	7.3	7.3



- [] Ranking at each section and finish
- .-.- No data available at this section
- NA No data available



Horse/Jockey Name	Bitoftheblarney
Final Rank	2
Fastest Section Time (Section)	0:11.20 (2000m)
Top Speed [km/h] (Section)	65.7 (2000m)
Race State	Finished



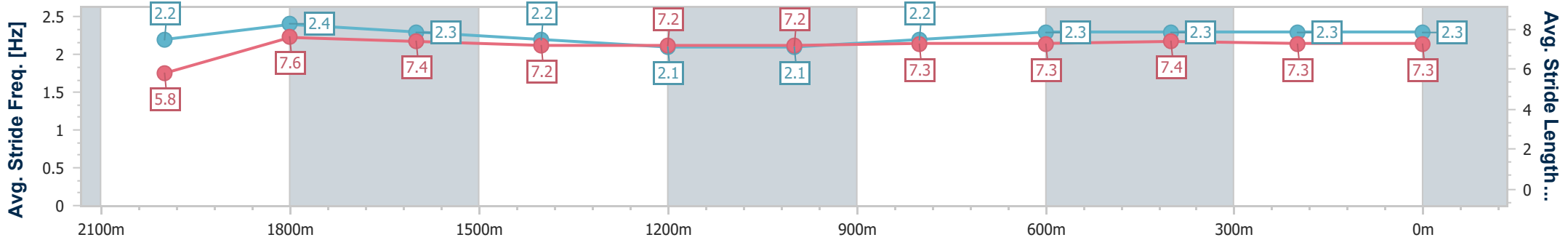
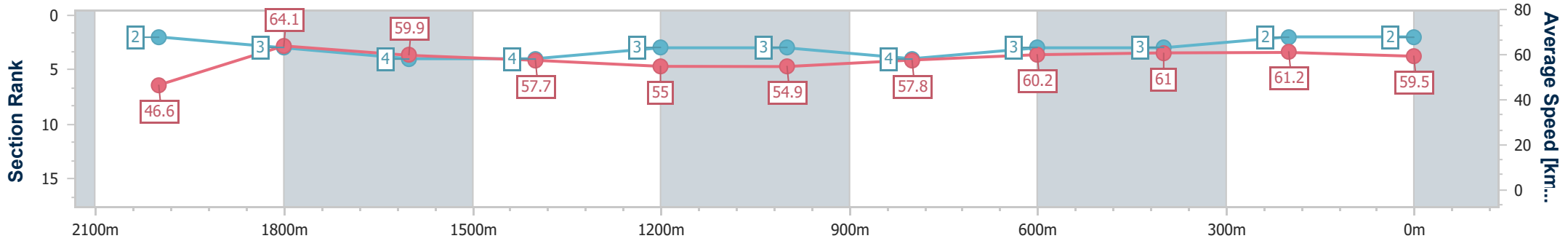
Ipswich QLD Professional
Race 5: BARRIER REEF POOLS BENCHMARK 68 Handicap - 2150m



28 November 2024 - 16:05

Track Rating: Good 4, Weather: Overcast, Rail Position: +2.5m Entire

Section	Overall	2000m	1800m	1600m	1400m	1200m	1000m	800m	600m	400m	200m
Section Times	2:13.49 [2] (0:11.61)	2:01.88 [2] (0:11.20)	1:50.68 [3] (0:11.94)	1:38.74 [4] (0:12.51)	1:26.23 [4] (0:13.10)	1:13.13 [3] (0:13.15)	0:59.98 [3] (0:12.44)	0:47.54 [4] (0:11.95)	0:35.59 [3] (0:11.76)	0:23.83 [3] (0:11.73)	0:12.10 [2] (0:12.10)
Average Speed [km/h]	46.6	64.1	59.9	57.7	55.0	54.9	57.8	60.2	61.0	61.2	59.5
Top Speed [km/h]	63.6	65.7	62.8	58.8	56.2	55.7	61.0	61.6	62.1	63.0	61.0
Avg. Dist. to Rail [m]	4.0	1.3	0.7	0.5	0.2	0.4	0.3	0.2	1.0	0.8	0.3
Avg. Stride Freq. [Hz]	2.2	2.4	2.3	2.2	2.1	2.1	2.2	2.3	2.3	2.3	2.3
Avg. Stride Length [m]	5.8	7.6	7.4	7.2	7.2	7.2	7.3	7.3	7.4	7.3	7.3



- [] Ranking at each section and finish
- .-.- No data available at this section
- NA No data available



Horse/Jockey Name	Twisted Mistress
Final Rank	3
Fastest Section Time (Section)	0:11.07 (2000m)
Top Speed [km/h] (Section)	65.8 (2000m)
Race State	Finished



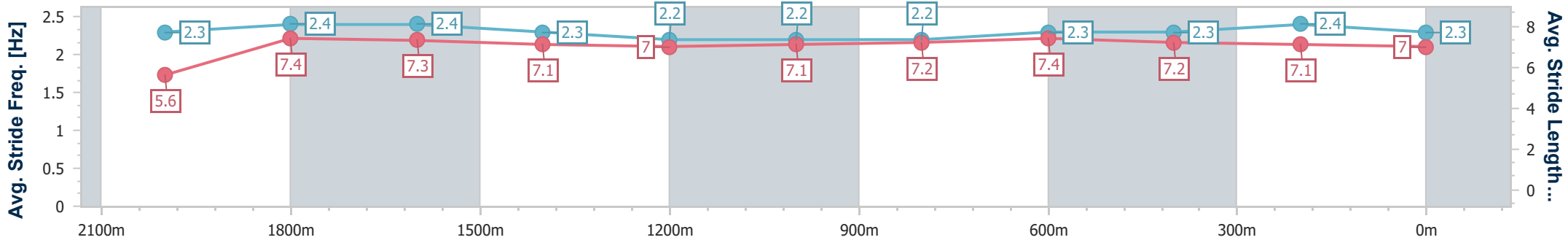
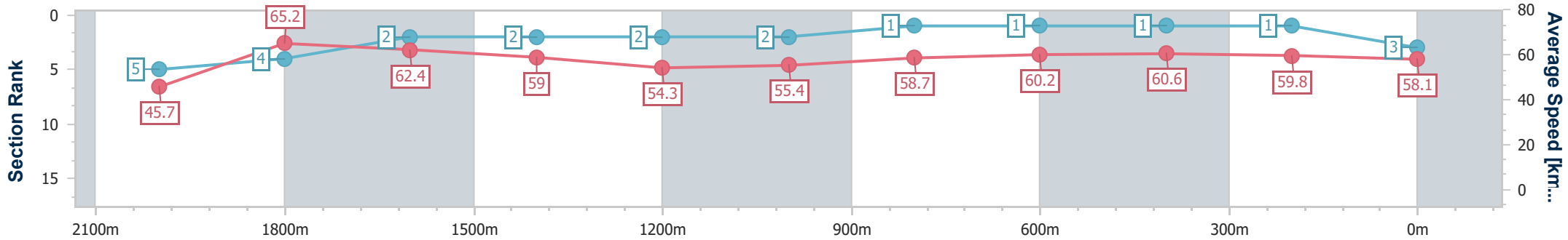
Ipswich QLD Professional
 Race 5: BARRIER REEF POOLS BENCHMARK 68 Handicap - 2150m



28 November 2024 - 16:05

Track Rating: Good 4, Weather: Overcast, Rail Position: +2.5m Entire

Section	Overall	2000m	1800m	1600m	1400m	1200m	1000m	800m	600m	400m	200m
Section Times	2:13.70 [3] (0:11.79)	2:01.91 [5] (0:11.07)	1:50.84 [4] (0:11.74)	1:39.10 [2] (0:12.25)	1:26.85 [2] (0:13.31)	1:13.54 [2] (0:13.08)	1:00.46 [2] (0:12.30)	0:48.16 [1] (0:11.94)	0:36.22 [1] (0:11.82)	0:24.40 [1] (0:12.00)	0:12.40 [1] (0:12.40)
Average Speed [km/h]	45.7	65.2	62.4	59.0	54.3	55.4	58.7	60.2	60.6	59.8	58.1
Top Speed [km/h]	62.9	65.8	64.7	61.5	55.2	56.2	60.3	60.7	61.2	61.1	59.7
Avg. Dist. to Rail [m]	10.1	4.3	2.6	2.0	1.0	1.1	0.8	0.3	0.5	0.4	0.6
Avg. Stride Freq. [Hz]	2.3	2.4	2.4	2.3	2.2	2.2	2.2	2.3	2.3	2.4	2.3
Avg. Stride Length [m]	5.6	7.4	7.3	7.1	7.0	7.1	7.2	7.4	7.2	7.1	7.0



- [] Ranking at each section and finish
- .-.- No data available at this section
- NA No data available



Horse/Jockey Name	Smooth Torque
Final Rank	4
Fastest Section Time (Section)	0:11.32 (2000m)
Top Speed [km/h] (Section)	64.0 (2000m)
Race State	Finished



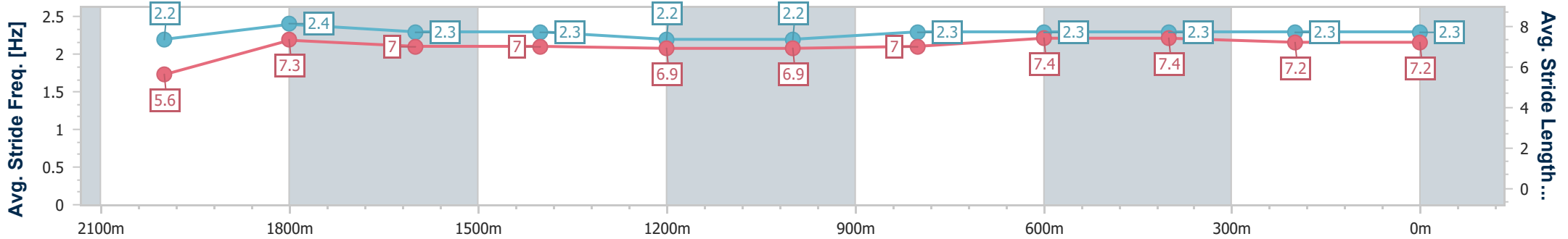
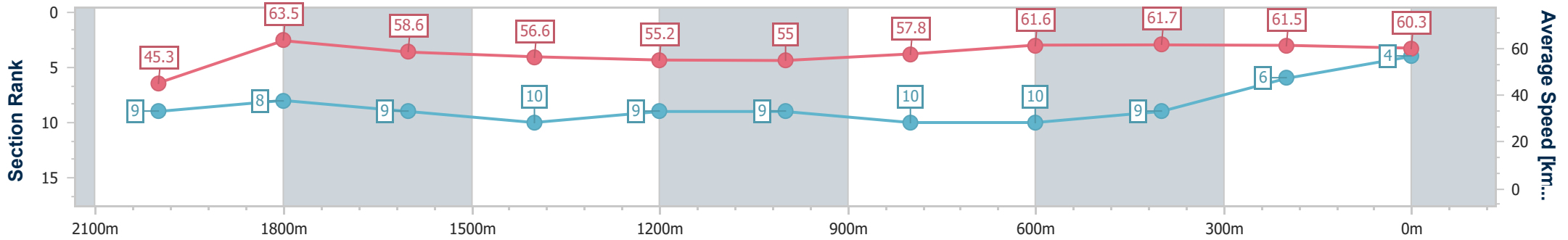
Ipswich QLD Professional
Race 5: BARRIER REEF POOLS BENCHMARK 68 Handicap - 2150m



28 November 2024 - 16:05

Track Rating: Good 4, Weather: Overcast, Rail Position: +2.5m Entire

Section	Overall	2000m	1800m	1600m	1400m	1200m	1000m	800m	600m	400m	200m		
Section Times	2:13.80 [4] (0:11.95)	2:01.85 [9] (0:11.32)	1:50.53 [8] (0:12.23)	1:38.30 [9] (0:12.71)	1:25.59 [10] (0:13.05)	1:12.54 [9] (0:13.11)	0:59.43 [9] (0:12.48)	0:46.95 [10] (0:11.66)	0:35.29 [10] (0:11.64)	0:23.65 [9] (0:11.70)	0:11.95 [6] (0:11.95)		
Average Speed [km/h]	45.3	63.5	58.6	56.6	55.2	55.0	57.8	61.6	61.7	61.5	60.3		
Top Speed [km/h]	63.5	64.0	62.5	57.9	57.6	56.4	61.2	62.2	62.7	62.0	61.8		
Avg. Dist. to Rail [m]	4.6	0.5	0.7	0.4	0.1	0.2	0.3	0.2	0.5	1.2	2.8		
Avg. Stride Freq. [Hz]	2.2	2.4	2.3	2.3	2.2	2.2	2.3	2.3	2.3	2.3	2.3		
Avg. Stride Length [m]	5.6	7.3	7.0	7.0	6.9	6.9	7.0	7.4	7.4	7.2	7.2		



- [] Ranking at each section and finish
- .-.- No data available at this section
- NA No data available



Horse/Jockey Name	Gripping
Final Rank	5
Fastest Section Time (Section)	0:11.56 (2000m)
Top Speed [km/h] (Section)	63.1 (800m)
Race State	Finished



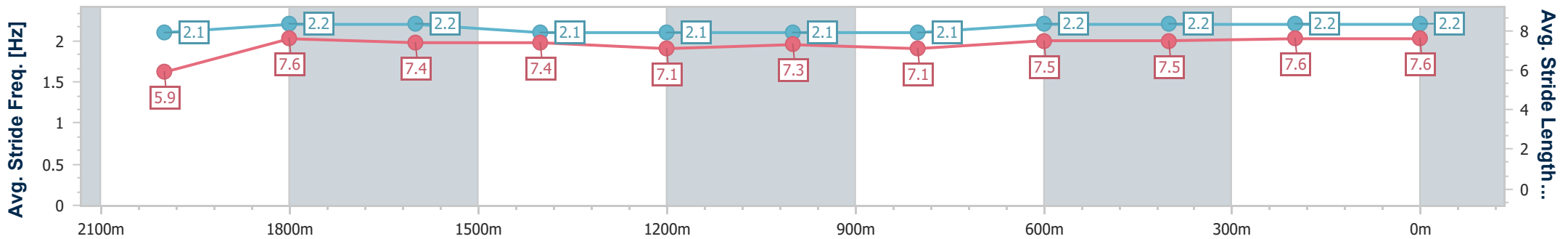
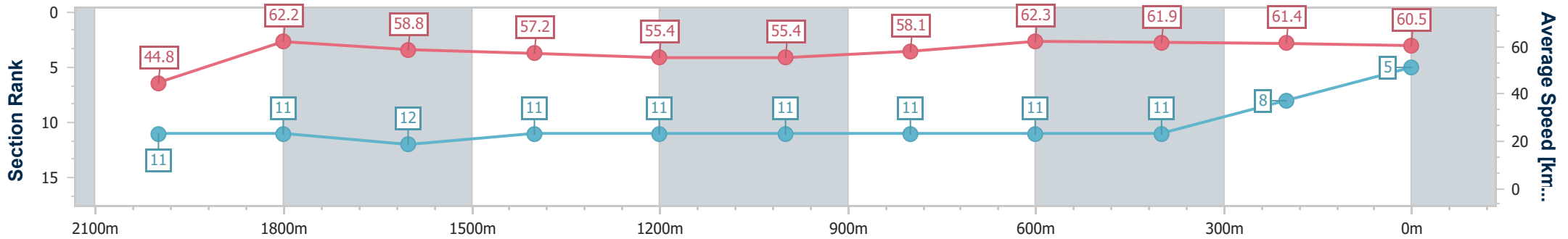
Ipswich QLD Professional
Race 5: BARRIER REEF POOLS BENCHMARK 68 Handicap - 2150m



28 November 2024 - 16:05

Track Rating: Good 4, Weather: Overcast, Rail Position: +2.5m Entire

Section	Overall	2000m	1800m	1600m	1400m	1200m	1000m	800m	600m	400m	200m		
Section Times	2:14.01 [5] (0:12.08)	2:01.93 [11] (0:11.56)	1:50.37 [11] (0:12.32)	1:38.05 [12] (0:12.60)	1:25.45 [11] (0:13.09)	1:12.36 [11] (0:13.05)	0:59.31 [11] (0:12.45)	0:46.86 [11] (0:11.59)	0:35.27 [11] (0:11.61)	0:23.66 [11] (0:11.76)	0:11.90 [8] (0:11.90)		
Average Speed [km/h]	44.8	62.2	58.8	57.2	55.4	55.4	58.1	62.3	61.9	61.4	60.5		
Top Speed [km/h]	61.5	62.9	62.1	58.2	58.5	57.4	60.9	63.1	63.0	63.0	61.4		
Avg. Dist. to Rail [m]	11.2	1.3	0.7	1.5	1.3	1.3	1.5	0.8	0.7	1.4	2.7		
Avg. Stride Freq. [Hz]	2.1	2.2	2.2	2.1	2.1	2.1	2.1	2.2	2.2	2.2	2.2		
Avg. Stride Length [m]	5.9	7.6	7.4	7.4	7.1	7.3	7.1	7.5	7.5	7.6	7.6		



- [] Ranking at each section and finish
- .-.- No data available at this section
- NA No data available



Horse/Jockey Name	Rhodes
Final Rank	6
Fastest Section Time (Section)	0:11.33 (2000m)
Top Speed [km/h] (Section)	64.3 (2000m)
Race State	Finished



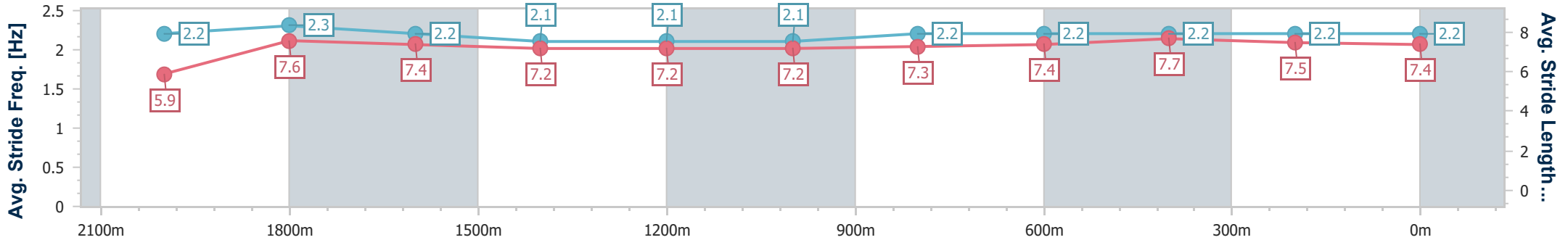
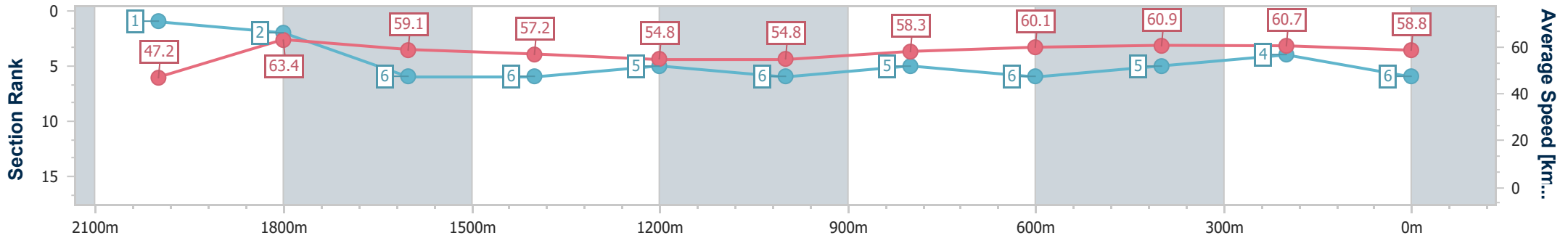
Ipswich QLD Professional
Race 5: BARRIER REEF POOLS BENCHMARK 68 Handicap - 2150m



28 November 2024 - 16:05

Track Rating: Good 4, Weather: Overcast, Rail Position: +2.5m Entire

Section	Overall	2000m	1800m	1600m	1400m	1200m	1000m	800m	600m	400m	200m
Section Times	2:14.03 [6] (0:11.47)	2:02.56 [1] (0:11.33)	1:51.23 [2] (0:12.13)	1:39.10 [6] (0:12.59)	1:26.51 [6] (0:13.12)	1:13.39 [5] (0:13.19)	1:00.20 [6] (0:12.35)	0:47.85 [5] (0:11.97)	0:35.88 [6] (0:11.79)	0:24.09 [5] (0:11.84)	0:12.25 [4] (0:12.25)
Average Speed [km/h]	47.2	63.4	59.1	57.2	54.8	54.8	58.3	60.1	60.9	60.7	58.8
Top Speed [km/h]	63.7	64.3	62.4	57.9	57.5	55.2	61.4	61.6	61.3	61.4	59.8
Avg. Dist. to Rail [m]	1.5	0.8	0.6	0.1	0.3	0.4	0.3	0.2	0.5	0.8	0.2
Avg. Stride Freq. [Hz]	2.2	2.3	2.2	2.1	2.1	2.1	2.2	2.2	2.2	2.2	2.2
Avg. Stride Length [m]	5.9	7.6	7.4	7.2	7.2	7.2	7.3	7.4	7.7	7.5	7.4



- [] Ranking at each section and finish
- .-.- No data available at this section
- NA No data available



Horse/Jockey Name	Victory Command
Final Rank	7
Fastest Section Time (Section)	0:11.39 (2000m)
Top Speed [km/h] (Section)	63.9 (2000m)
Race State	Finished



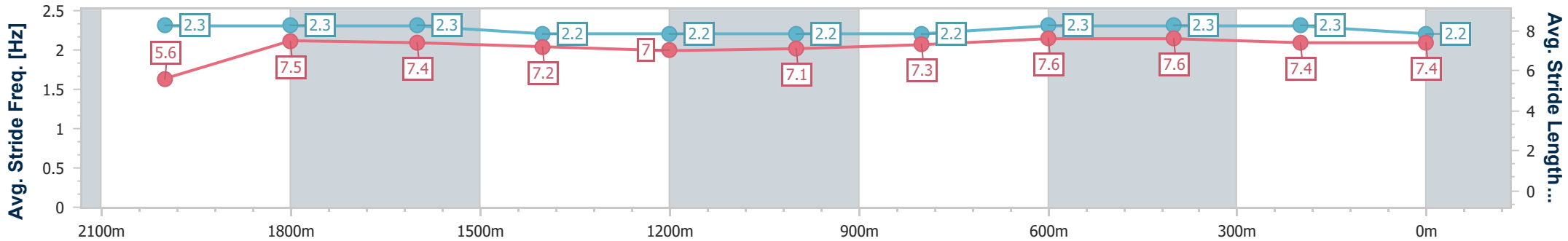
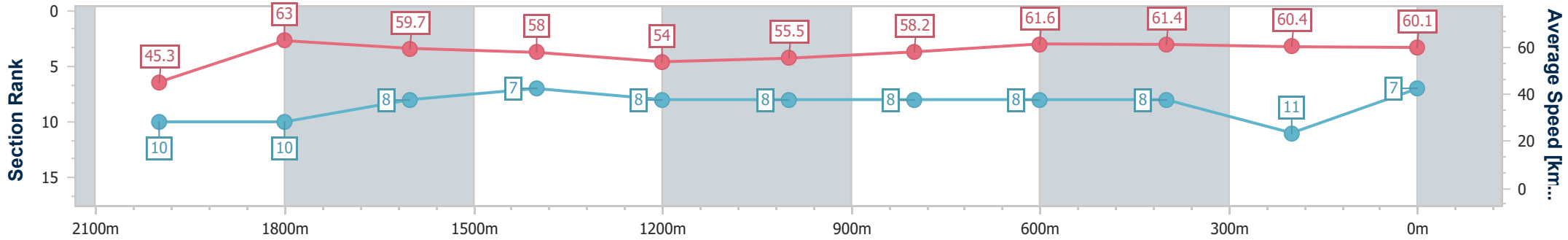
Ipswich QLD Professional
Race 5: BARRIER REEF POOLS BENCHMARK 68 Handicap - 2150m



28 November 2024 - 16:05

Track Rating: Good 4, Weather: Overcast, Rail Position: +2.5m Entire

Section	Overall	2000m	1800m	1600m	1400m	1200m	1000m	800m	600m	400m	200m		
Section Times	2:14.19 [7] (0:11.98)	2:02.21 [10] (0:11.39)	1:50.82 [10] (0:12.04)	1:38.78 [8] (0:12.42)	1:26.36 [7] (0:13.34)	1:13.02 [8] (0:13.03)	0:59.99 [8] (0:12.41)	0:47.58 [8] (0:11.69)	0:35.89 [8] (0:11.82)	0:24.07 [8] (0:12.08)	0:11.99 [11] (0:11.99)		
Average Speed [km/h]	45.3	63.0	59.7	58.0	54.0	55.5	58.2	61.6	61.4	60.4	60.1		
Top Speed [km/h]	63.1	63.9	63.3	58.8	57.9	56.1	62.1	62.5	63.0	63.0	60.7		
Avg. Dist. to Rail [m]	4.1	1.7	0.6	0.2	0.3	0.8	0.8	0.6	2.0	4.1	5.8		
Avg. Stride Freq. [Hz]	2.3	2.3	2.3	2.2	2.2	2.2	2.2	2.3	2.3	2.3	2.2		
Avg. Stride Length [m]	5.6	7.5	7.4	7.2	7.0	7.1	7.3	7.6	7.6	7.4	7.4		



- [] Ranking at each section and finish
- .-.- No data available at this section
- NA No data available



Horse/Jockey Name	Jungle Jet
Final Rank	8
Fastest Section Time (Section)	0:11.09 (2000m)
Top Speed [km/h] (Section)	66.4 (2000m)
Race State	Finished



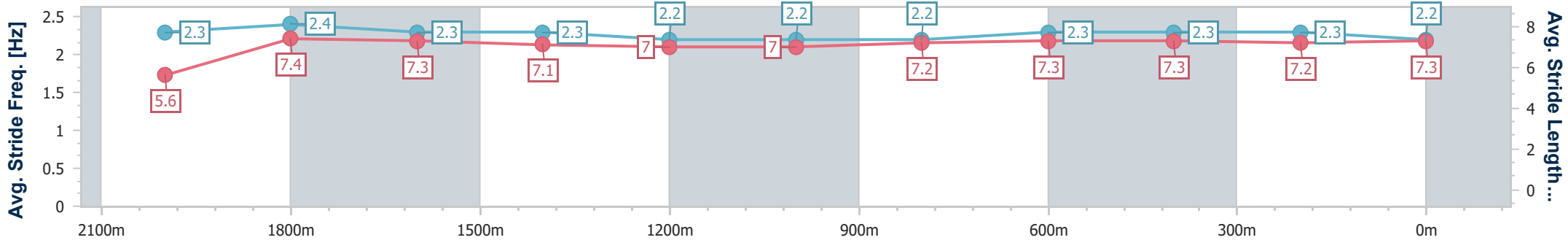
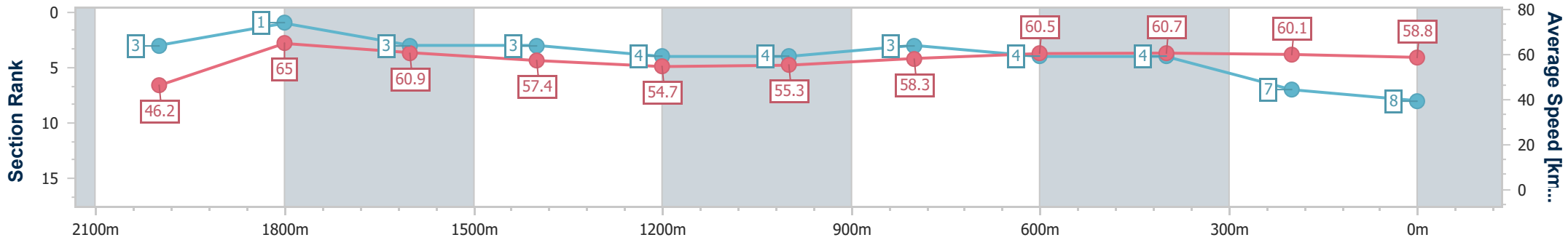
Ipswich QLD Professional
 Race 5: BARRIER REEF POOLS BENCHMARK 68 Handicap - 2150m



28 November 2024 - 16:05

Track Rating: Good 4, Weather: Overcast, Rail Position: +2.5m Entire

Section	Overall	2000m	1800m	1600m	1400m	1200m	1000m	800m	600m	400m	200m		
Section Times	2:14.21 [8] (0:11.66)	2:02.55 [3] (0:11.09)	1:51.46 [1] (0:11.91)	1:39.55 [3] (0:12.50)	1:27.05 [3] (0:13.31)	1:13.74 [4] (0:13.10)	1:00.64 [4] (0:12.37)	0:48.27 [3] (0:11.99)	0:36.28 [4] (0:11.93)	0:24.35 [4] (0:12.12)	0:12.23 [7] (0:12.23)		
Average Speed [km/h]	46.2	65.0	60.9	57.4	54.7	55.3	58.3	60.5	60.7	60.1	58.8		
Top Speed [km/h]	64.1	66.4	63.9	58.9	55.1	56.1	60.7	61.4	61.6	60.9	59.9		
Avg. Dist. to Rail [m]	6.3	2.0	0.6	1.0	1.4	1.8	1.6	1.3	1.5	3.5	4.4		
Avg. Stride Freq. [Hz]	2.3	2.4	2.3	2.3	2.2	2.2	2.2	2.3	2.3	2.3	2.2		
Avg. Stride Length [m]	5.6	7.4	7.3	7.1	7.0	7.0	7.2	7.3	7.3	7.2	7.3		



- [] Ranking at each section and finish
- .-.- No data available at this section
- NA No data available



Horse/Jockey Name	New World Tapestry
Final Rank	9
Fastest Section Time (Section)	0:11.21 (2000m)
Top Speed [km/h] (Section)	65.1 (2000m)
Race State	Finished



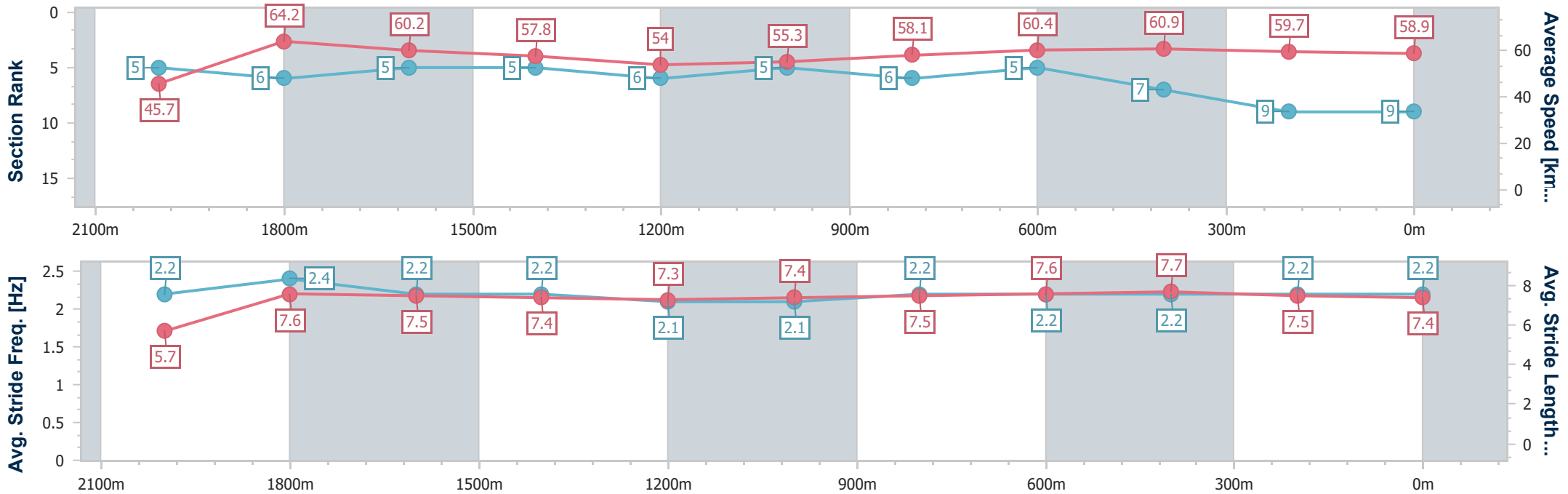
Ipswich QLD Professional
Race 5: BARRIER REEF POOLS BENCHMARK 68 Handicap - 2150m



28 November 2024 - 16:05

Track Rating: Good 4, Weather: Overcast, Rail Position: +2.5m Entire

Section	Overall	2000m	1800m	1600m	1400m	1200m	1000m	800m	600m	400m	200m
Section Times	2:14.30 [9] (0:11.79)	2:02.51 [5] (0:11.21)	1:51.30 [6] (0:11.87)	1:39.43 [5] (0:12.45)	1:26.98 [5] (0:13.34)	1:13.64 [6] (0:13.15)	1:00.49 [5] (0:12.42)	0:48.07 [6] (0:11.92)	0:36.15 [5] (0:11.83)	0:24.32 [7] (0:12.13)	0:12.19 [9] (0:12.19)
Average Speed [km/h]	45.7	64.2	60.2	57.8	54.0	55.3	58.1	60.4	60.9	59.7	58.9
Top Speed [km/h]	63.0	65.1	63.7	58.8	55.1	55.5	61.4	61.4	61.6	60.7	59.6
Avg. Dist. to Rail [m]	2.0	0.9	1.2	0.2	0.7	1.6	1.4	0.5	0.4	2.2	4.6
Avg. Stride Freq. [Hz]	2.2	2.4	2.2	2.2	2.1	2.1	2.2	2.2	2.2	2.2	2.2
Avg. Stride Length [m]	5.7	7.6	7.5	7.4	7.3	7.4	7.5	7.6	7.7	7.5	7.4



- [] Ranking at each section and finish
- .-.- No data available at this section
- NA No data available



Horse/Jockey Name	Ceremonious
Final Rank	10
Fastest Section Time (Section)	0:11.62 (2000m)
Top Speed [km/h] (Section)	65.1 (Overall)
Race State	Finished



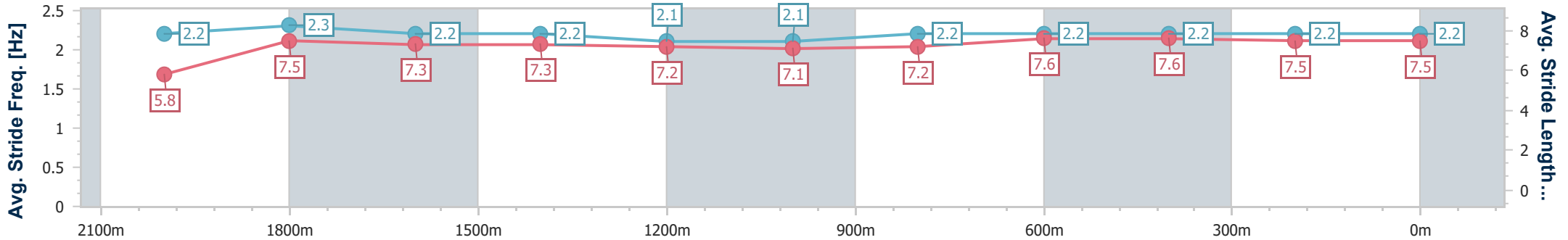
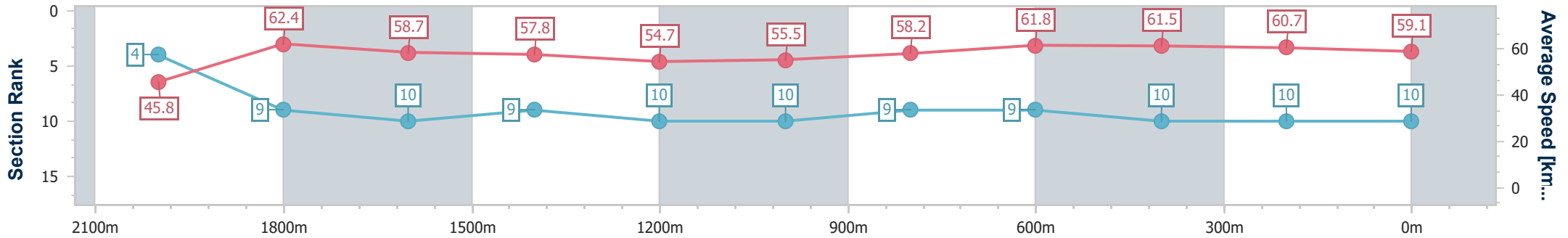
Ipswich QLD Professional
Race 5: BARRIER REEF POOLS BENCHMARK 68 Handicap - 2150m



28 November 2024 - 16:05

Track Rating: Good 4, Weather: Overcast, Rail Position: +2.5m Entire

Section	Overall	2000m	1800m	1600m	1400m	1200m	1000m	800m	600m	400m	200m		
Section Times	2:14.40 [10] (0:11.73)	2:02.67 [4] (0:11.62)	1:51.05 [9] (0:12.28)	1:38.77 [10] (0:12.46)	1:26.31 [9] (0:13.26)	1:13.05 [10] (0:13.05)	1:00.00 [10] (0:12.41)	0:47.59 [9] (0:11.67)	0:35.92 [9] (0:11.79)	0:24.13 [10] (0:11.90)	0:12.23 [10] (0:12.23)		
Average Speed [km/h]	45.8	62.4	58.7	57.8	54.7	55.5	58.2	61.8	61.5	60.7	59.1		
Top Speed [km/h]	65.1	64.7	61.6	59.2	57.8	56.6	61.6	62.4	62.2	62.0	59.6		
Avg. Dist. to Rail [m]	7.2	1.2	0.5	1.4	1.1	1.4	1.4	1.0	1.5	2.0	3.1		
Avg. Stride Freq. [Hz]	2.2	2.3	2.2	2.2	2.1	2.1	2.2	2.2	2.2	2.2	2.2		
Avg. Stride Length [m]	5.8	7.5	7.3	7.3	7.2	7.1	7.2	7.6	7.6	7.5	7.5		



- [] Ranking at each section and finish
- .-.- No data available at this section
- NA No data available



Horse/Jockey Name	Aces Up
Final Rank	11
Fastest Section Time (Section)	0:11.12 (2000m)
Top Speed [km/h] (Section)	66.2 (2000m)
Race State	Finished



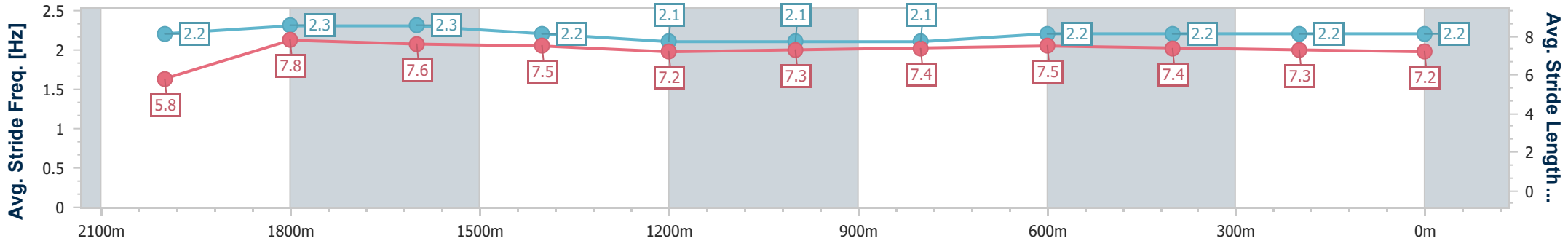
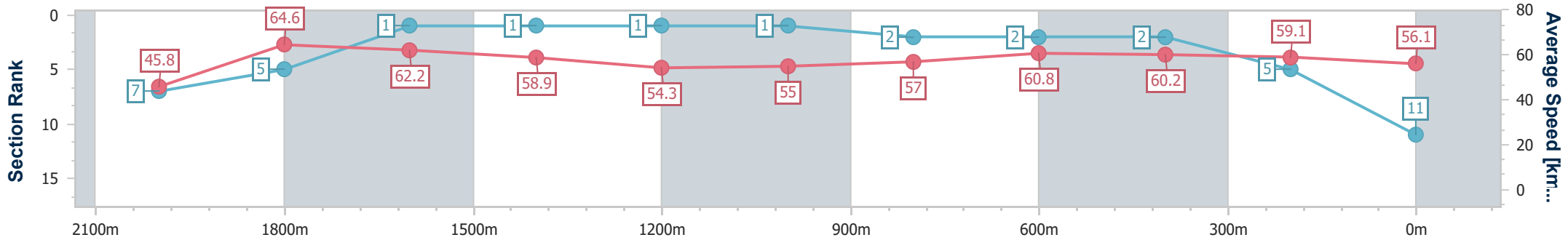
Ipswich QLD Professional
 Race 5: BARRIER REEF POOLS BENCHMARK 68 Handicap - 2150m



28 November 2024 - 16:05

Track Rating: Good 4, Weather: Overcast, Rail Position: +2.5m Entire

Section	Overall	2000m	1800m	1600m	1400m	1200m	1000m	800m	600m	400m	200m		
Section Times	2:14.60 [11] (0:11.82)	2:02.78 [7] (0:11.12)	1:51.66 [5] (0:11.60)	1:40.06 [1] (0:12.27)	1:27.79 [1] (0:13.21)	1:14.58 [1] (0:13.13)	1:01.45 [1] (0:12.60)	0:48.85 [2] (0:11.90)	0:36.95 [2] (0:11.93)	0:25.02 [2] (0:12.22)	0:12.80 [5] (0:12.80)		
Average Speed [km/h]	45.8	64.6	62.2	58.9	54.3	55.0	57.0	60.8	60.2	59.1	56.1		
Top Speed [km/h]	63.6	66.2	64.6	61.0	55.3	55.4	58.7	61.8	61.3	60.3	58.2		
Avg. Dist. to Rail [m]	9.0	3.0	0.6	1.0	0.5	0.4	0.4	0.5	0.5	0.6	1.3		
Avg. Stride Freq. [Hz]	2.2	2.3	2.3	2.2	2.1	2.1	2.1	2.2	2.2	2.2	2.2		
Avg. Stride Length [m]	5.8	7.8	7.6	7.5	7.2	7.3	7.4	7.5	7.4	7.3	7.2		



- [] Ranking at each section and finish
- .-.- No data available at this section
- NA No data available



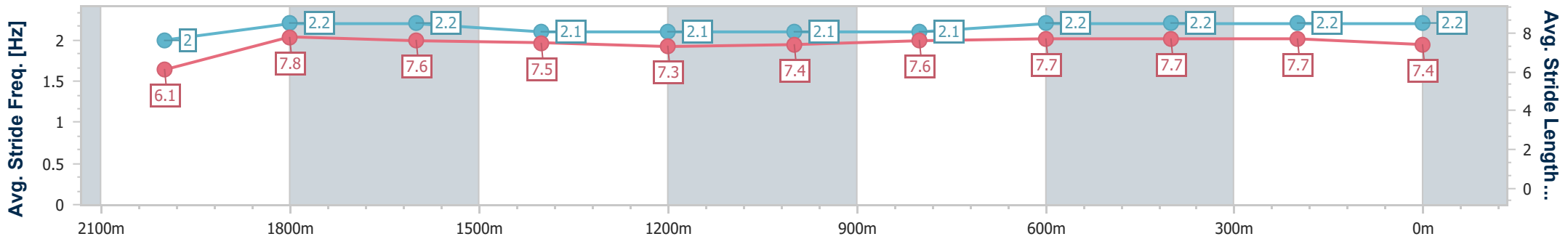
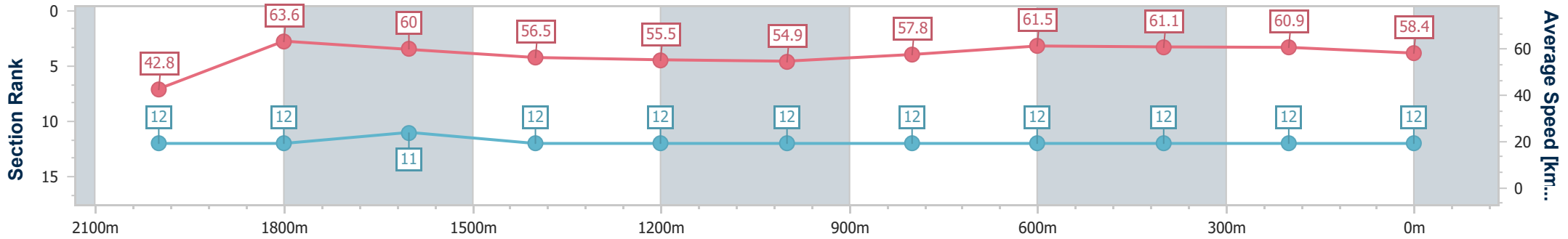
Horse/Jockey Name	Nitroglycerine
Final Rank	12
Fastest Section Time (Section)	0:11.33 (2000m)
Top Speed [km/h] (Section)	65.3 (2000m)
Race State	Finished



Ipswich QLD Professional
 Race 5: BARRIER REEF POOLS BENCHMARK 68 Handicap - 2150m
 28 November 2024 - 16:05
 Track Rating: Good 4, Weather: Overcast, Rail Position: +2.5m Entire



Section	Overall	2000m	1800m	1600m	1400m	1200m	1000m	800m	600m	400m	200m
Section Times	2:14.92 [12] (0:12.63)	2:02.29 [12] (0:11.33)	1:50.96 [12] (0:11.93)	1:39.03 [11] (0:12.77)	1:26.26 [12] (0:13.00)	1:13.26 [12] (0:13.13)	1:00.13 [12] (0:12.51)	0:47.62 [12] (0:11.67)	0:35.95 [12] (0:11.76)	0:24.19 [12] (0:11.88)	0:12.31 [12] (0:12.31)
Average Speed [km/h]	42.8	63.6	60.0	56.5	55.5	54.9	57.8	61.5	61.1	60.9	58.4
Top Speed [km/h]	61.8	65.3	62.8	57.0	57.7	56.2	60.1	62.5	62.0	61.2	60.3
Avg. Dist. to Rail [m]	6.1	0.4	0.7	0.5	0.2	0.5	0.3	0.3	0.3	0.8	0.3
Avg. Stride Freq. [Hz]	2.0	2.2	2.2	2.1	2.1	2.1	2.1	2.2	2.2	2.2	2.2
Avg. Stride Length [m]	6.1	7.8	7.6	7.5	7.3	7.4	7.6	7.7	7.7	7.7	7.4



- [] Ranking at each section and finish
- .-.- No data available at this section
- NA No data available