

Track Rating: Good 4, Weather: Overcast, Rail Position: +2.5m Entire

Section		Field Times											Last 600m	
		Overall	1000m	800m	600m	400m	200m						0:34.26	
		1:04.43 (0:08.68)	0:55.75 (0:10.64)	0:45.11 (0:10.85)	0:34.26 (0:11.34)	0:22.92 (0:11.45)	0:11.47 (0:11.47)							
Rank	TAB	Horse/Jockey	Barrier	Top Speed [km/h]	Fastest Section							Margin	Distance Travelled [m]	
1	4	SILVER HAMMER Damien Thornton	5	68.4 800m	0:08.85 Overall	1:04.43 [1] (0:08.85)	0:55.58 [4] (0:11.11)	0:44.47 [8] (0:10.82)	0:33.65 [5] (0:10.97)	0:22.68 [3] (0:11.21)	0:11.47 [1] (0:11.47)	1:04.43	0:33.65	
2	18	VIENNA WHO Samantha Collett	1	67.8 1000m	0:08.70 Overall	1:04.74 [2] (0:08.70)	0:56.04 [2] (0:10.74)	0:45.30 [3] (0:10.93)	0:34.37 [3] (0:11.43)	0:22.94 [4] (0:11.39)	0:11.55 [4] (0:11.55)	1.85L	0:34.37	-6
3	17	BEE TWO Ron Stewart	6	69.1 1000m	0:08.68 Overall	1:04.76 [3] (0:08.68)	0:56.08 [1] (0:10.65)	0:45.43 [2] (0:10.90)	0:34.53 [2] (0:11.42)	0:23.11 [2] (0:11.46)	0:11.65 [3] (0:11.65)	1.97L	0:34.53	-3
4	2	IHAVESEENTHELIGHT James Orman	9	80.7 1000m	0:09.33 Overall	1:05.00 [4] (0:09.33)	0:55.67 [10] (0:09.99)	0:45.68 [1] (0:10.85)	0:34.83 [1] (0:11.34)	0:23.49 [1] (0:11.52)	0:11.97 [2] (0:11.97)	3.38L	0:34.83	-3
5	3	PETE THE SNOOP Jag Guthmann-Chester	4	68.3 1000m	0:09.03 Overall	1:05.04 [5] (0:09.03)	0:56.01 [8] (0:10.75)	0:45.26 [5] (0:11.01)	0:34.25 [6] (0:11.34)	0:22.91 [6] (0:11.38)	0:11.53 [6] (0:11.53)	3.61L	0:34.25	-5
6	14	SCOTTVILLE SCOOTER Taylor Marshall	2	67.6 800m	0:08.85 Overall	1:05.08 [6] (0:08.85)	0:56.23 [3] (0:10.81)	0:45.42 [4] (0:10.97)	0:34.45 [4] (0:11.26)	0:23.19 [5] (0:11.56)	0:11.63 [5] (0:11.63)	3.82L	0:34.45	-6
7	6	ASPIRE TO WIN Adin Thompson	3	66.8 1000m	0:08.92 Overall	1:05.16 [7] (0:08.92)	0:56.24 [5] (0:10.95)	0:45.29 [6] (0:10.92)	0:34.37 [6] (0:11.37)	0:23.00 [7] (0:11.42)	0:11.58 [7] (0:11.58)	4.3L	0:34.37	-2
8	15	DARE I SAY Dale Smith	10	66.7 800m	0:08.98 Overall	1:05.20 [8] (0:08.98)	0:56.22 [7] (0:11.26)	0:44.96 [9] (0:10.89)	0:34.07 [9] (0:11.20)	0:22.87 [8] (0:11.39)	0:11.48 [8] (0:11.48)	4.52L	0:34.07	-2
9	8	SHAQUE D'AMOUR Georgina Cartwright	8	67.6 1000m	0:08.95 Overall	1:06.12 [9] (0:08.95)	0:57.17 [6] (0:10.97)	0:46.20 [7] (0:11.03)	0:35.17 [8] (0:11.43)	0:23.74 [9] (0:11.76)	0:11.98 [9] (0:11.98)	9.97L	0:35.17	+5
10	19	ADALMO Jason Taylor	7	66.5 1000m	0:09.32 Overall	1:06.38 [10] (0:09.32)	0:57.06 [9] (0:11.03)	0:46.03 [10] (0:11.12)	0:34.91 [10] (0:11.21)	0:23.70 [10] (0:11.68)	0:12.02 [10] (0:12.02)	11.5L	0:34.91	-3

Scratched: Supidocharged (#16), Torera (#11), Brutal Lass (#12), Chemiosmosis (#10), Brazen Act (#7), Colinton (#1), The Cops (#9), Hey Chardonnay (#13), Supremeperformance (#5)



Horse/Jockey Name	Silver Hammer
Final Rank	1
Fastest Section Time (Section)	0:08.85 (Overall)
Top Speed [km/h] (Section)	68.4 (800m)
Race State	Finished



Ipswich QLD Professional

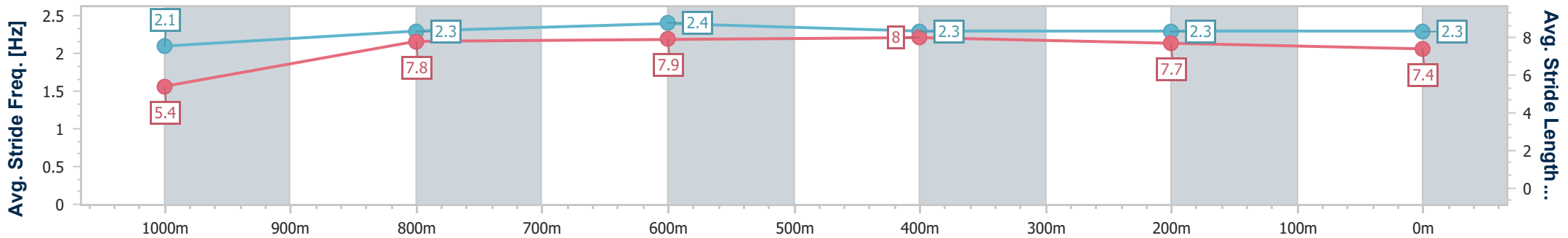
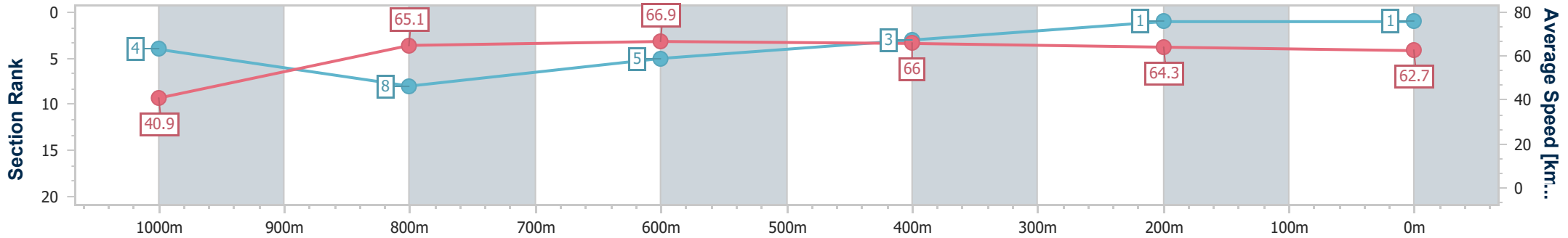
Race 1: VALE PAT DUFF Maiden Plate - 1100m

28 November 2024 - 13:35

Track Rating: Good 4, Weather: Overcast, Rail Position: +2.5m Entire



Section	Overall	1000m	800m	600m	400m	200m
Section Times	1:04.43 [1] (0:08.85)	0:55.58 [4] (0:11.11)	0:44.47 [8] (0:10.82)	0:33.65 [5] (0:10.97)	0:22.68 [3] (0:11.21)	0:11.47 [1] (0:11.47)
Average Speed [km/h]	40.9	65.1	66.9	66.0	64.3	62.7
Top Speed [km/h]	63.0	66.9	68.4	66.6	65.2	65.4
Avg. Dist. to Rail [m]	7.3	2.9	1.6	1.2	1.2	2.9
Avg. Stride Freq. [Hz]	2.1	2.3	2.4	2.3	2.3	2.3
Avg. Stride Length [m]	5.4	7.8	7.9	8.0	7.7	7.4



- [] Ranking at each section and finish
- .-.- No data available at this section
- NA No data available



Horse/Jockey Name	Vienna Who
Final Rank	2
Fastest Section Time (Section)	0:08.70 (Overall)
Top Speed [km/h] (Section)	67.8 (1000m)
Race State	Finished



Ipswich QLD Professional

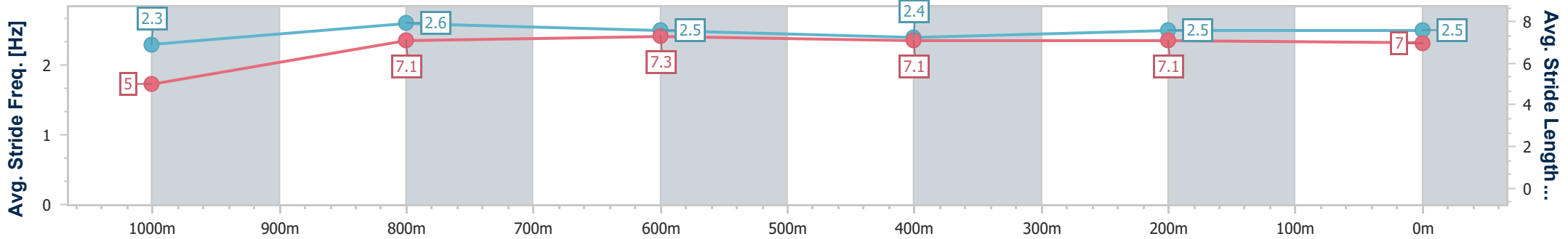
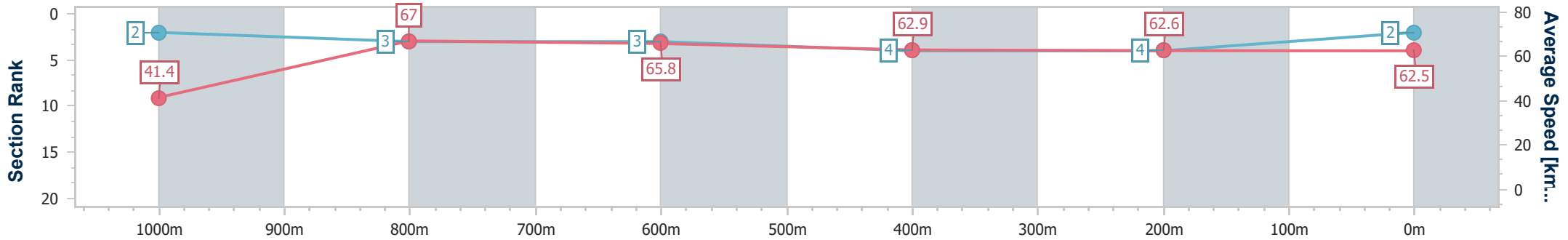
Race 1: VALE PAT DUFF Maiden Plate - 1100m

28 November 2024 - 13:35

Track Rating: Good 4, Weather: Overcast, Rail Position: +2.5m Entire



Section	Overall	1000m	800m	600m	400m	200m
Section Times	1:04.74 [2] (0:08.70)	0:56.04 [2] (0:10.74)	0:45.30 [3] (0:10.93)	0:34.37 [3] (0:11.43)	0:22.94 [4] (0:11.39)	0:11.55 [4] (0:11.55)
Average Speed [km/h]	41.4	67.0	65.8	62.9	62.6	62.5
Top Speed [km/h]	64.5	67.8	67.6	63.3	63.8	63.5
Avg. Dist. to Rail [m]	3.0	0.6	0.4	0.4	1.2	1.1
Avg. Stride Freq. [Hz]	2.3	2.6	2.5	2.4	2.5	2.5
Avg. Stride Length [m]	5.0	7.1	7.3	7.1	7.1	7.0



- [] Ranking at each section and finish
- .-.- No data available at this section
- NA No data available



Horse/Jockey Name	Bee Two
Final Rank	3
Fastest Section Time (Section)	0:08.68 (Overall)
Top Speed [km/h] (Section)	69.1 (1000m)
Race State	Finished



Ipswich QLD Professional

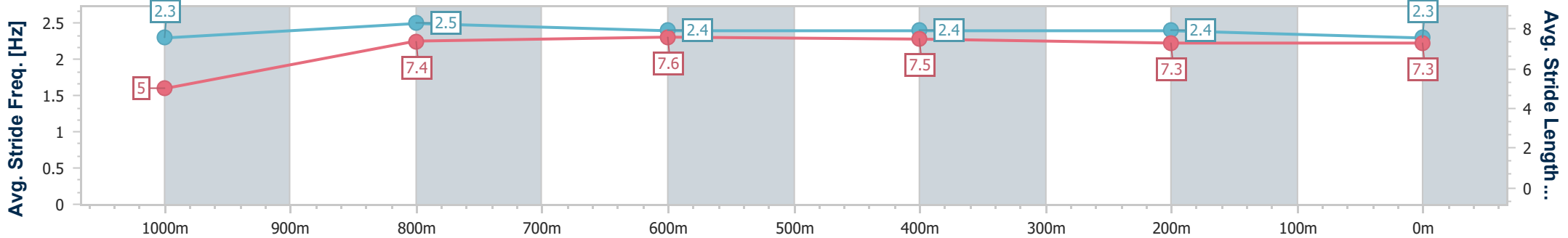
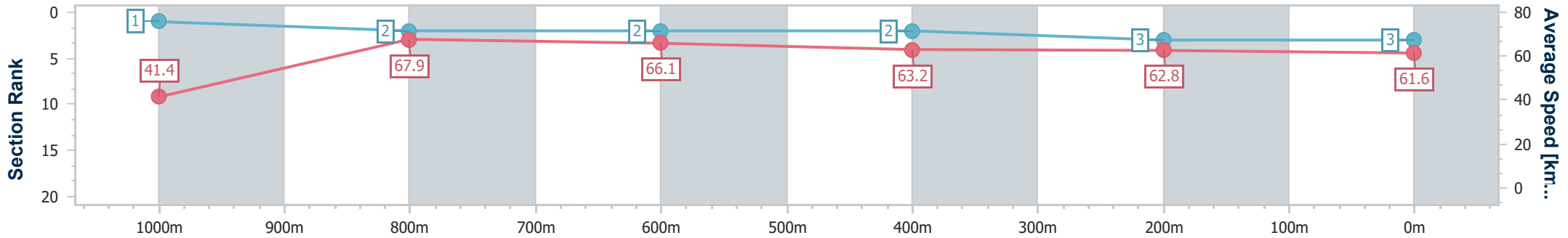
Race 1: VALE PAT DUFF Maiden Plate - 1100m

28 November 2024 - 13:35

Track Rating: Good 4, Weather: Overcast, Rail Position: +2.5m Entire



Section	Overall	1000m	800m	600m	400m	200m
Section Times	1:04.76 [3] (0:08.68)	0:56.08 [1] (0:10.65)	0:45.43 [2] (0:10.90)	0:34.53 [2] (0:11.42)	0:23.11 [2] (0:11.46)	0:11.65 [3] (0:11.65)
Average Speed [km/h]	41.4	67.9	66.1	63.2	62.8	61.6
Top Speed [km/h]	64.9	69.1	68.0	64.1	63.2	63.1
Avg. Dist. to Rail [m]	7.9	2.7	0.4	0.2	0.4	1.8
Avg. Stride Freq. [Hz]	2.3	2.5	2.4	2.4	2.4	2.3
Avg. Stride Length [m]	5.0	7.4	7.6	7.5	7.3	7.3



- [] Ranking at each section and finish
- .-.- No data available at this section
- NA No data available



Horse/Jockey Name	Ihaveentheight
Final Rank	4
Fastest Section Time (Section)	0:09.33 (Overall)
Top Speed [km/h] (Section)	80.7 (1000m)
Race State	Finished



Ipswich QLD Professional

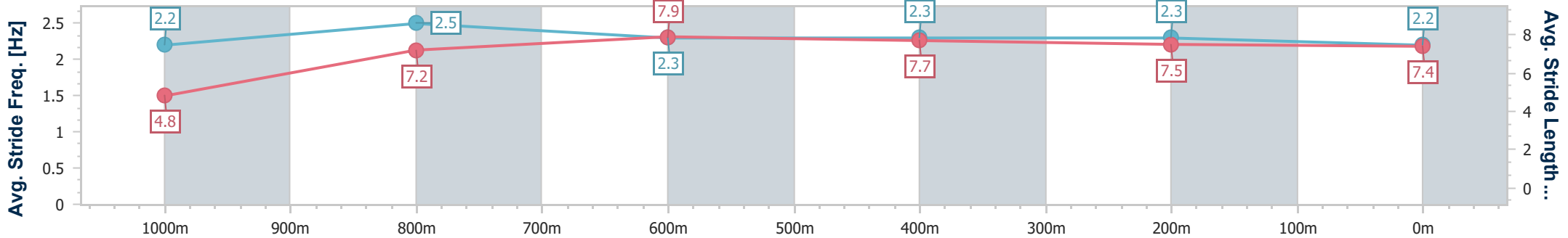
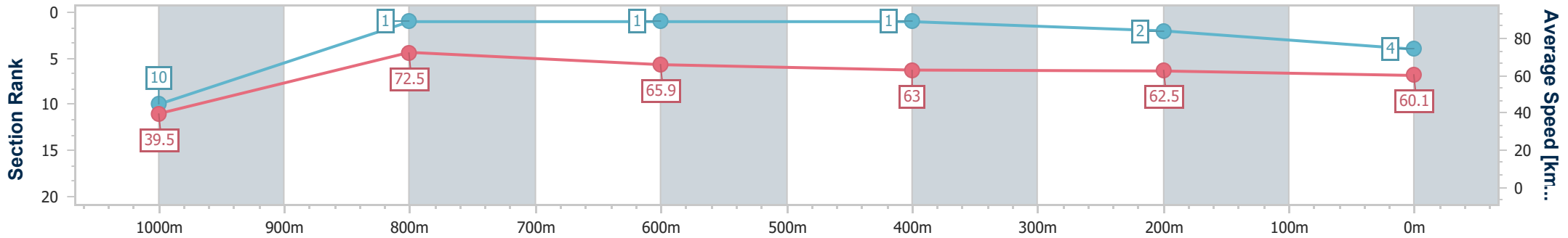
Race 1: VALE PAT DUFF Maiden Plate - 1100m

28 November 2024 - 13:35

Track Rating: Good 4, Weather: Overcast, Rail Position: +2.5m Entire



Section	Overall	1000m	800m	600m	400m	200m
Section Times	1:05.00 [4] (0:09.33)	0:55.67 [10] (0:09.99)	0:45.68 [1] (0:10.85)	0:34.83 [1] (0:11.34)	0:23.49 [1] (0:11.52)	0:11.97 [2] (0:11.97)
Average Speed [km/h]	39.5	72.5	65.9	63.0	62.5	60.1
Top Speed [km/h]	72.3	80.7	69.8	63.8	63.1	62.3
Avg. Dist. to Rail [m]	13.9	6.1	1.8	1.8	0.9	0.6
Avg. Stride Freq. [Hz]	2.2	2.5	2.3	2.3	2.3	2.2
Avg. Stride Length [m]	4.8	7.2	7.9	7.7	7.5	7.4



- [] Ranking at each section and finish
- .-.- No data available at this section
- NA No data available



Horse/Jockey Name	Pete The Snoop
Final Rank	5
Fastest Section Time (Section)	0:09.03 (Overall)
Top Speed [km/h] (Section)	68.3 (1000m)
Race State	Finished



Ipswich QLD Professional

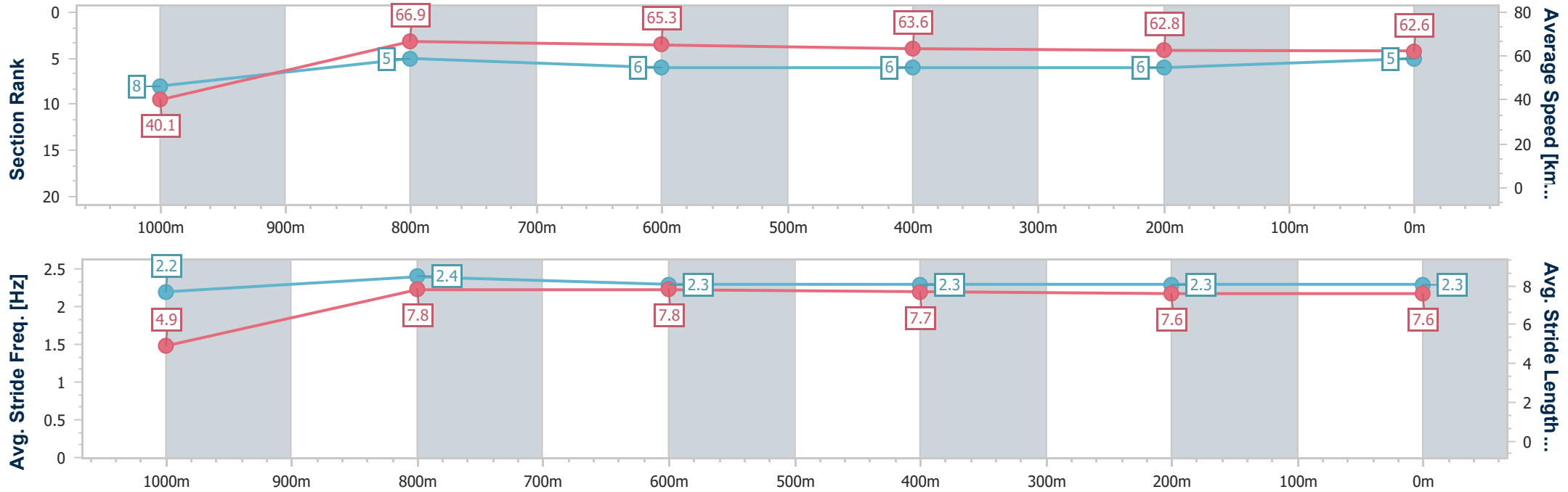
Race 1: VALE PAT DUFF Maiden Plate - 1100m

28 November 2024 - 13:35

Track Rating: Good 4, Weather: Overcast, Rail Position: +2.5m Entire



Section	Overall	1000m	800m	600m	400m	200m
Section Times	1:05.04 [5] (0:09.03)	0:56.01 [8] (0:10.75)	0:45.26 [5] (0:11.01)	0:34.25 [6] (0:11.34)	0:22.91 [6] (0:11.38)	0:11.53 [6] (0:11.53)
Average Speed [km/h]	40.1	66.9	65.3	63.6	62.8	62.6
Top Speed [km/h]	65.3	68.3	67.0	64.8	65.2	65.3
Avg. Dist. to Rail [m]	5.5	0.9	0.7	0.4	1.0	2.2
Avg. Stride Freq. [Hz]	2.2	2.4	2.3	2.3	2.3	2.3
Avg. Stride Length [m]	4.9	7.8	7.8	7.7	7.6	7.6



- [] Ranking at each section and finish
- .-.- No data available at this section
- NA No data available



Horse/Jockey Name	Scottville Scooter
Final Rank	6
Fastest Section Time (Section)	0:08.85 (Overall)
Top Speed [km/h] (Section)	67.6 (800m)
Race State	Finished



Ipswich QLD Professional

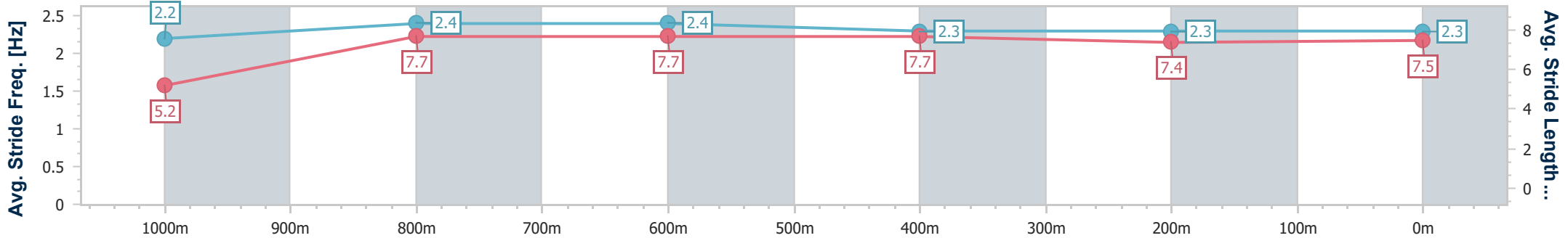
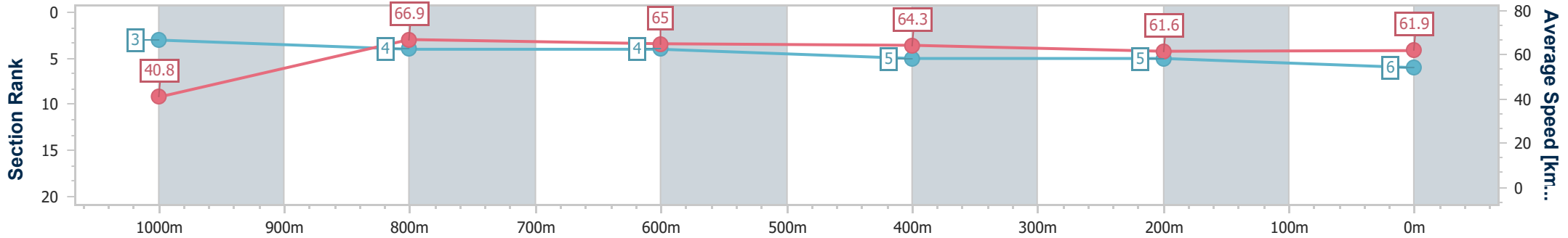
Race 1: VALE PAT DUFF Maiden Plate - 1100m

28 November 2024 - 13:35

Track Rating: Good 4, Weather: Overcast, Rail Position: +2.5m Entire



Section	Overall	1000m	800m	600m	400m	200m
Section Times	1:05.08 [6] (0:08.85)	0:56.23 [3] (0:10.81)	0:45.42 [4] (0:10.97)	0:34.45 [4] (0:11.26)	0:23.19 [5] (0:11.56)	0:11.63 [5] (0:11.63)
Average Speed [km/h]	40.8	66.9	65.0	64.3	61.6	61.9
Top Speed [km/h]	43.3	67.6	67.6	66.0	64.4	63.2
Avg. Dist. to Rail [m]	4.5	1.6	0.7	0.8	1.3	4.3
Avg. Stride Freq. [Hz]	2.2	2.4	2.4	2.3	2.3	2.3
Avg. Stride Length [m]	5.2	7.7	7.7	7.7	7.4	7.5



- [] Ranking at each section and finish
- .-.- No data available at this section
- NA No data available



Horse/Jockey Name	Aspire To Win
Final Rank	7
Fastest Section Time (Section)	0:08.92 (Overall)
Top Speed [km/h] (Section)	66.8 (1000m)
Race State	Finished



Ipswich QLD Professional

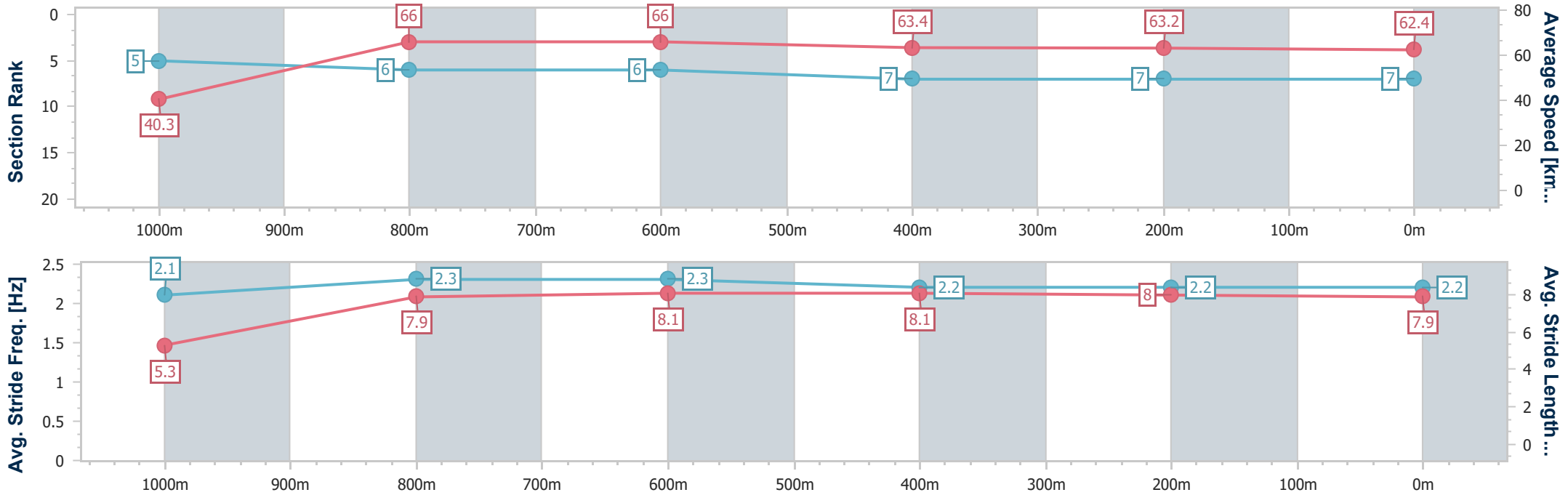
Race 1: VALE PAT DUFF Maiden Plate - 1100m

28 November 2024 - 13:35

Track Rating: Good 4, Weather: Overcast, Rail Position: +2.5m Entire



Section	Overall	1000m	800m	600m	400m	200m
Section Times	1:05.16 [7] (0:08.92)	0:56.24 [5] (0:10.95)	0:45.29 [6] (0:10.92)	0:34.37 [6] (0:11.37)	0:23.00 [7] (0:11.42)	0:11.58 [7] (0:11.58)
Average Speed [km/h]	40.3	66.0	66.0	63.4	63.2	62.4
Top Speed [km/h]	63.5	66.8	66.4	64.6	63.8	63.0
Avg. Dist. to Rail [m]	5.4	1.5	0.1	0.6	2.0	5.4
Avg. Stride Freq. [Hz]	2.1	2.3	2.3	2.2	2.2	2.2
Avg. Stride Length [m]	5.3	7.9	8.1	8.1	8.0	7.9



- [] Ranking at each section and finish
- .-.- No data available at this section
- NA No data available



Horse/Jockey Name	Dare I Say
Final Rank	8
Fastest Section Time (Section)	0:08.98 (Overall)
Top Speed [km/h] (Section)	66.7 (800m)
Race State	Finished



Ipswich QLD Professional

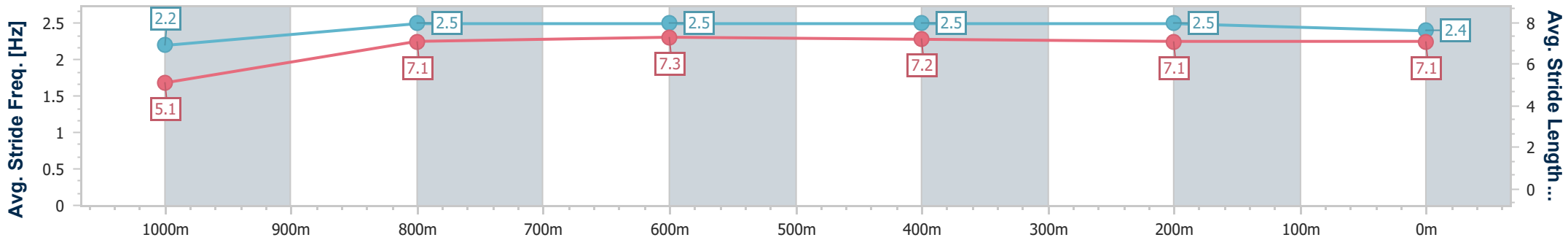
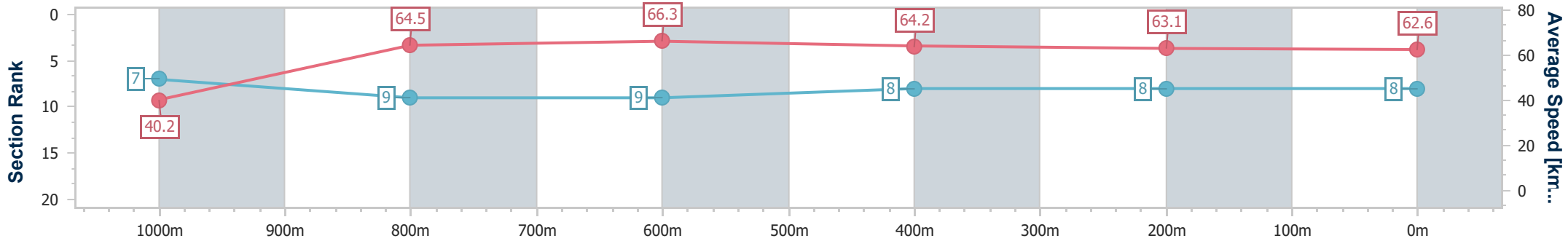
Race 1: VALE PAT DUFF Maiden Plate - 1100m

28 November 2024 - 13:35

Track Rating: Good 4, Weather: Overcast, Rail Position: +2.5m Entire



Section	Overall	1000m	800m	600m	400m	200m
Section Times	1:05.20 [8] (0:08.98)	0:56.22 [7] (0:11.26)	0:44.96 [9] (0:10.89)	0:34.07 [9] (0:11.20)	0:22.87 [8] (0:11.39)	0:11.48 [8] (0:11.48)
Average Speed [km/h]	40.2	64.5	66.3	64.2	63.1	62.6
Top Speed [km/h]	61.3	65.6	66.7	65.9	64.7	64.0
Avg. Dist. to Rail [m]	12.2	4.0	0.9	0.8	0.9	1.2
Avg. Stride Freq. [Hz]	2.2	2.5	2.5	2.5	2.5	2.4
Avg. Stride Length [m]	5.1	7.1	7.3	7.2	7.1	7.1



- [] Ranking at each section and finish
- .-.- No data available at this section
- NA No data available



Horse/Jockey Name	Shaque D'amour
Final Rank	9
Fastest Section Time (Section)	0:08.95 (Overall)
Top Speed [km/h] (Section)	67.6 (1000m)
Race State	Finished



Ipswich QLD Professional

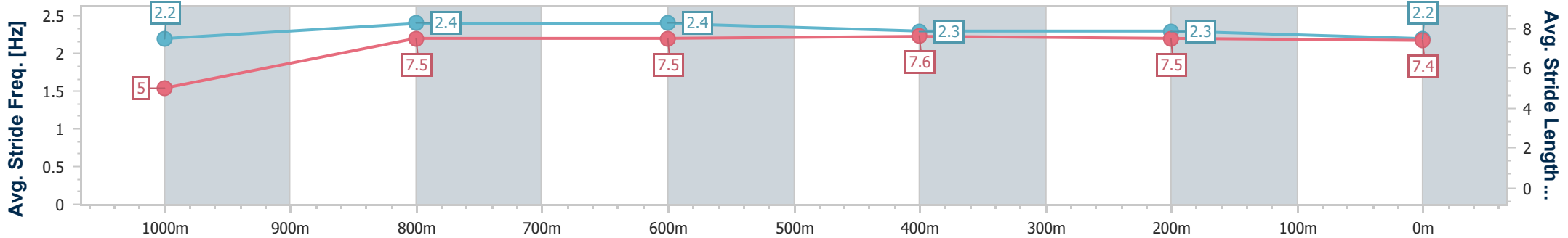
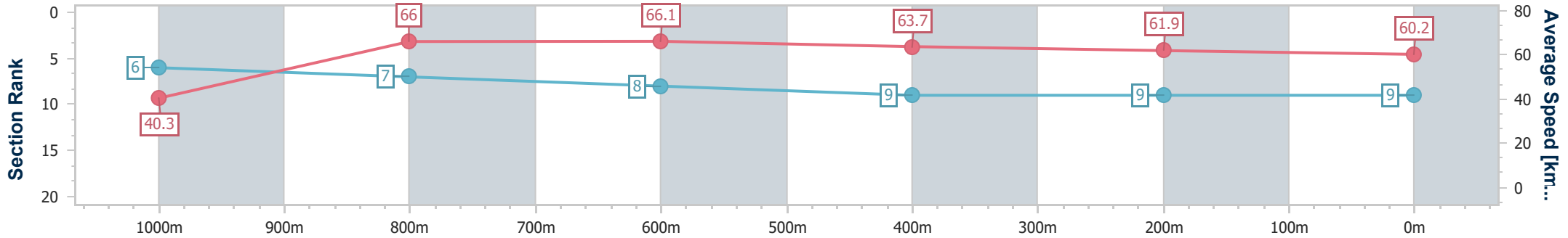
Race 1: VALE PAT DUFF Maiden Plate - 1100m

28 November 2024 - 13:35

Track Rating: Good 4, Weather: Overcast, Rail Position: +2.5m Entire



Section	Overall	1000m	800m	600m	400m	200m
Section Times	1:06.12 [9] (0:08.95)	0:57.17 [6] (0:10.97)	0:46.20 [7] (0:11.03)	0:35.17 [8] (0:11.43)	0:23.74 [9] (0:11.76)	0:11.98 [9] (0:11.98)
Average Speed [km/h]	40.3	66.0	66.1	63.7	61.9	60.2
Top Speed [km/h]	62.0	67.6	66.8	65.8	64.0	61.4
Avg. Dist. to Rail [m]	8.9	2.8	3.2	3.4	3.1	1.2
Avg. Stride Freq. [Hz]	2.2	2.4	2.4	2.3	2.3	2.2
Avg. Stride Length [m]	5.0	7.5	7.5	7.6	7.5	7.4



- [] Ranking at each section and finish
- .-.- No data available at this section
- NA No data available



Horse/Jockey Name	Adalmo
Final Rank	10
Fastest Section Time (Section)	0:09.32 (Overall)
Top Speed [km/h] (Section)	66.5 (1000m)
Race State	Finished



Ipswich QLD Professional

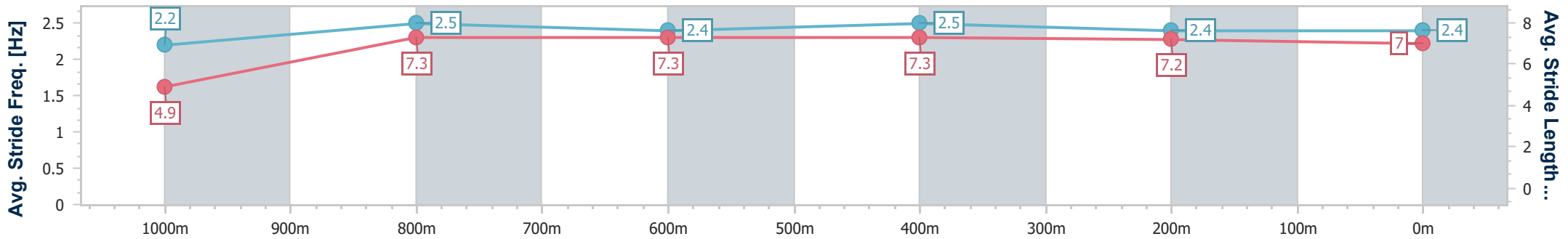
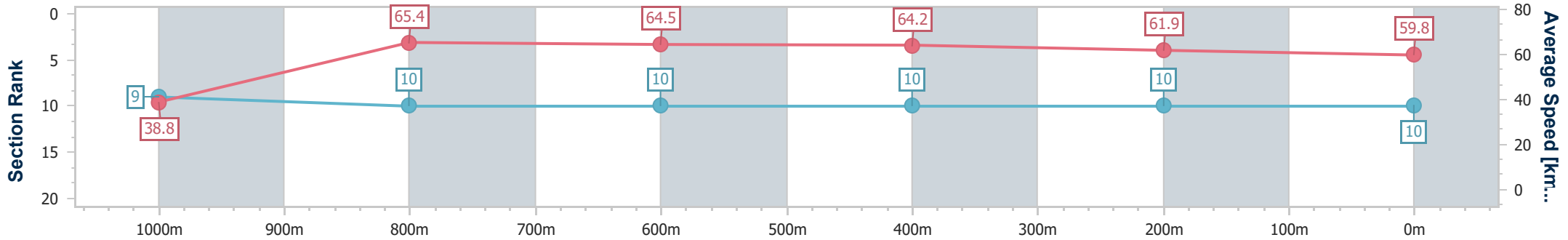
Race 1: VALE PAT DUFF Maiden Plate - 1100m

28 November 2024 - 13:35

Track Rating: Good 4, Weather: Overcast, Rail Position: +2.5m Entire



Section	Overall	1000m	800m	600m	400m	200m
Section Times	1:06.38 [10] (0:09.32)	0:57.06 [9] (0:11.03)	0:46.03 [10] (0:11.12)	0:34.91 [10] (0:11.21)	0:23.70 [10] (0:11.68)	0:12.02 [10] (0:12.02)
Average Speed [km/h]	38.8	65.4	64.5	64.2	61.9	59.8
Top Speed [km/h]	61.9	66.5	66.0	65.3	62.6	61.0
Avg. Dist. to Rail [m]	6.9	1.1	0.6	0.5	0.8	0.7
Avg. Stride Freq. [Hz]	2.2	2.5	2.4	2.5	2.4	2.4
Avg. Stride Length [m]	4.9	7.3	7.3	7.3	7.2	7.0



- [] Ranking at each section and finish
- .-.- No data available at this section
- NA No data available



Ipswich QLD Professional
Race 2: GREAT NORTHERN Fillies and Mares Maiden Plate - 1350m
 28 November 2024 - 14:13



Track Rating: Good 4, Weather: Overcast, Rail Position: +2.5m Entire

Section		Overall	1200m	1000m	800m	600m	400m	Last 600m				
Field Times		1:21.43 (0:11.16)	1:10.27 (0:11.13)	0:59.14 (0:11.99)	0:47.15 (0:12.25)	0:34.90 (0:11.64)	0:23.26 (0:11.50)	0:34.90				
Rank	TAB Horse/Jockey	Barrier	Top Speed [km/h]	Fastest Section	Distance Travelled [m]							
1	1 BETATHANEVA Kyle Wilson-Taylor	1	66.2 1200m	0:11.21 Overall	1:21.43 [1] (0:11.21)	1:10.22 [2] (0:11.28)	0:58.94 [2] (0:12.04)	0:46.90 [2] (0:12.30)	0:34.60 [2] (0:11.61)	0:22.99 [2] (0:11.23)	0:34.60	
2	7 SHE'S GOT LYRICS Emily Lang	7	65.8 600m	0:11.16 400m	1:21.48 [2] (0:11.72)	1:09.76 [6] (0:11.66)	0:58.10 [7] (0:11.79)	0:46.31 [6] (0:12.11)	0:34.20 [6] (0:11.45)	0:22.75 [5] (0:11.16)	0:34.20	-2
3	8 ALECIA Samantha Collett	5	66.0 Overall	0:11.13 1200m	1:21.58 [3] (0:11.16)	1:10.42 [1] (0:11.13)	0:59.29 [1] (0:11.99)	0:47.30 [1] (0:12.25)	0:35.05 [1] (0:11.64)	0:23.41 [1] (0:11.55)	0:35.05	-3
4	6 MISS REILLY James Orman	4	65.6 400m	0:11.21 1200m	1:21.62 [4] (0:11.67)	1:09.95 [5] (0:11.21)	0:58.74 [5] (0:12.12)	0:46.62 [5] (0:12.28)	0:34.34 [5] (0:11.52)	0:22.82 [6] (0:11.28)	0:34.34	+3
5	9 CASSETTE Ron Stewart	2	65.0 1200m	0:11.28 400m	1:21.67 [5] (0:11.40)	1:10.27 [3] (0:11.36)	0:58.91 [4] (0:12.07)	0:46.84 [4] (0:12.23)	0:34.61 [4] (0:11.55)	0:23.06 [4] (0:11.28)	0:34.61	+1
6	3 KELLISA Jake Bayliss	3	65.7 1200m	0:11.16 1200m	1:21.68 [6] (0:11.56)	1:10.12 [4] (0:11.16)	0:58.96 [3] (0:11.89)	0:47.07 [3] (0:12.31)	0:34.76 [3] (0:11.57)	0:23.19 [3] (0:11.42)	0:34.76	-3
7	12 READY TO DRINK Robbie Dolan	6	64.3 400m	0:11.42 1200m	1:22.89 [7] (0:11.75)	1:11.14 [7] (0:11.42)	0:59.72 [6] (0:12.11)	0:47.61 [7] (0:12.25)	0:35.36 [7] (0:11.70)	0:23.66 [7] (0:11.43)	0:35.36	-1

Scratched: Pride Of Venus (#11), Materialist (#5), Lady Lethan (#4), Wimoweh (#13), Denote (#2), Humid (#10)

[] Ranking at each section and finish
 -:-:- No data available at this section
 NA No data available

SCN Saddle cloth number
 DNF Did not finish
 DNT Did not track

Track Rating: Good 4, Weather: Overcast, Rail Position: +2.5m Entire

Section				200m				Last 600m	
Field Times				0:11.76 (0:11.76)				0:34.90	
Rank	TAB	Horse/Jockey	Barrier	Top Speed [km/h]	Fastest Section	Margin			Distance Travelled [m]
1	1	BETATHANEVA Kyle Wilson-Taylor	1	66.2 1200m	0:11.21 Overall	0:11.76 [1] (0:11.76)	1:21.43		0:34.60
2	7	SHE'S GOT LYRICS Emily Lang	7	65.8 600m	0:11.16 400m	0:11.59 [4] (0:11.59)	0.31L		0:34.20 -2
3	8	ALECIA Samantha Collett	5	66.0 Overall	0:11.13 1200m	0:11.86 [2] (0:11.86)	0.88L		0:35.05 -3
4	6	MISS REILLY James Orman	4	65.6 400m	0:11.21 1200m	0:11.54 [6] (0:11.54)	1.13L		0:34.34 +3
5	9	CASSETTE Ron Stewart	2	65.0 1200m	0:11.28 400m	0:11.78 [3] (0:11.78)	1.43L		0:34.61 +1
6	3	KELLISA Jake Bayliss	3	65.7 1200m	0:11.16 1200m	0:11.77 [5] (0:11.77)	1.46L		0:34.76 -3
7	12	READY TO DRINK Robbie Dolan	6	64.3 400m	0:11.42 1200m	0:12.23 [7] (0:12.23)	8.57L		0:35.36 -1

Scratched: Pride Of Venus (#11), Materialist (#5), Lady Lethan (#4), Wimoweh (#13), Denote (#2), Humid (#10)



Horse/Jockey Name	Bethathaneva
Final Rank	1
Fastest Section Time (Section)	0:11.21 (Overall)
Top Speed [km/h] (Section)	66.2 (1200m)
Race State	Finished



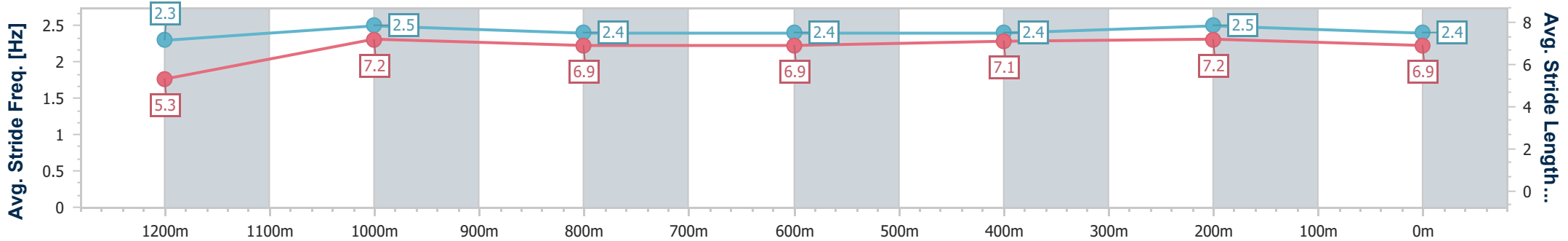
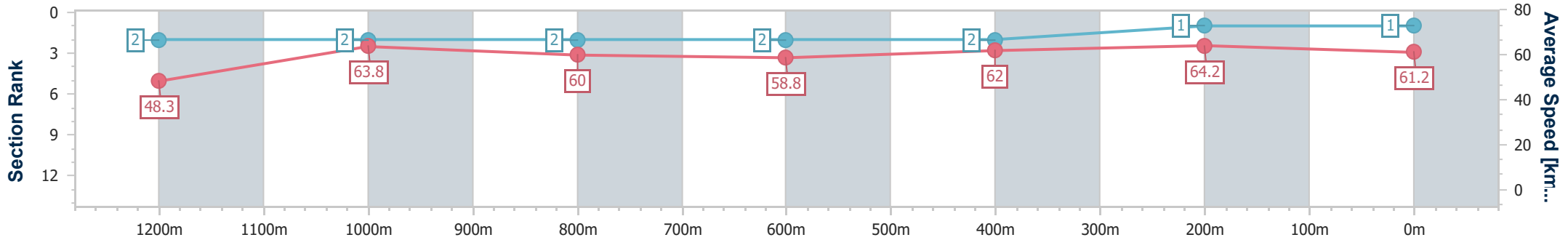
Ipswich QLD Professional
Race 2: GREAT NORTHERN Fillies and Mares Maiden Plate - 1350m



28 November 2024 - 14:13

Track Rating: Good 4, Weather: Overcast, Rail Position: +2.5m Entire

Section	Overall	1200m	1000m	800m	600m	400m	200m
Section Times	1:21.43 [1] (0:11.21)	1:10.22 [2] (0:11.28)	0:58.94 [2] (0:12.04)	0:46.90 [2] (0:12.30)	0:34.60 [2] (0:11.61)	0:22.99 [2] (0:11.23)	0:11.76 [1] (0:11.76)
Average Speed [km/h]	48.3	63.8	60.0	58.8	62.0	64.2	61.2
Top Speed [km/h]	64.9	66.2	62.4	59.2	64.8	65.0	63.5
Avg. Dist. to Rail [m]	0.9	1.3	1.3	0.7	0.4	0.3	1.0
Avg. Stride Freq. [Hz]	2.3	2.5	2.4	2.4	2.4	2.5	2.4
Avg. Stride Length [m]	5.3	7.2	6.9	6.9	7.1	7.2	6.9



- [] Ranking at each section and finish
- .-.- No data available at this section
- NA No data available



Horse/Jockey Name	She's Got Lyrics
Final Rank	2
Fastest Section Time (Section)	0:11.16 (400m)
Top Speed [km/h] (Section)	65.8 (600m)
Race State	Finished



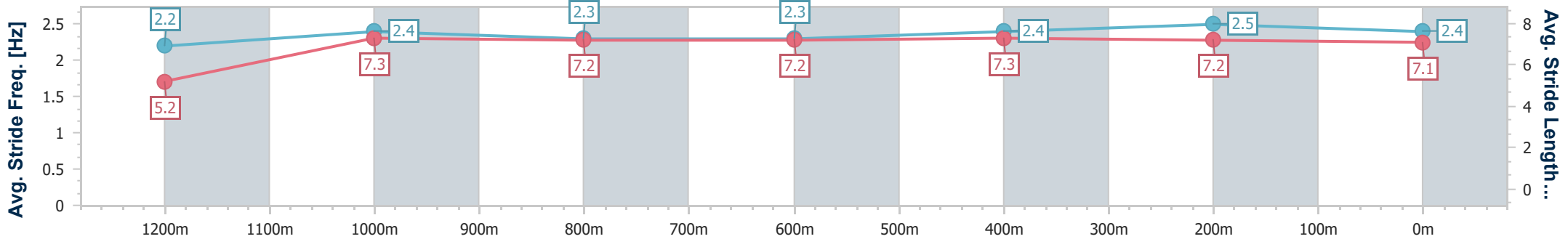
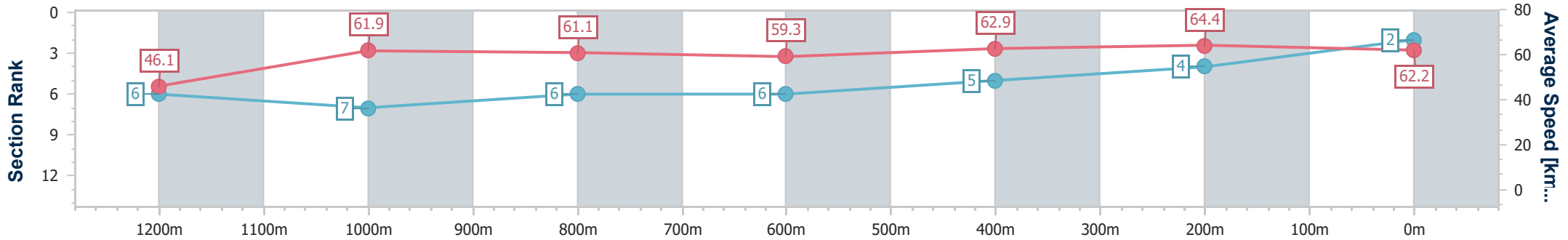
Ipswich QLD Professional
Race 2: GREAT NORTHERN Fillies and Mares Maiden Plate - 1350m



28 November 2024 - 14:13

Track Rating: Good 4, Weather: Overcast, Rail Position: +2.5m Entire

Section	Overall	1200m	1000m	800m	600m	400m	200m							
Section Times	1:21.48 [2] (0:11.72)	1:09.76 [6] (0:11.66)	0:58.10 [7] (0:11.79)	0:46.31 [6] (0:12.11)	0:34.20 [6] (0:11.45)	0:22.75 [5] (0:11.16)	0:11.59 [4] (0:11.59)							
Average Speed [km/h]	46.1	61.9	61.1	59.3	62.9	64.4	62.2							
Top Speed [km/h]	63.0	63.4	62.0	60.5	65.8	65.8	64.1							
Avg. Dist. to Rail [m]	5.4	3.4	0.4	0.2	0.3	0.8	3.1							
Avg. Stride Freq. [Hz]	2.2	2.4	2.3	2.3	2.4	2.5	2.4							
Avg. Stride Length [m]	5.2	7.3	7.2	7.2	7.3	7.2	7.1							



- [] Ranking at each section and finish
- .-.- No data available at this section
- NA No data available



Horse/Jockey Name	Alecia
Final Rank	3
Fastest Section Time (Section)	0:11.13 (1200m)
Top Speed [km/h] (Section)	66.0 (Overall)
Race State	Finished



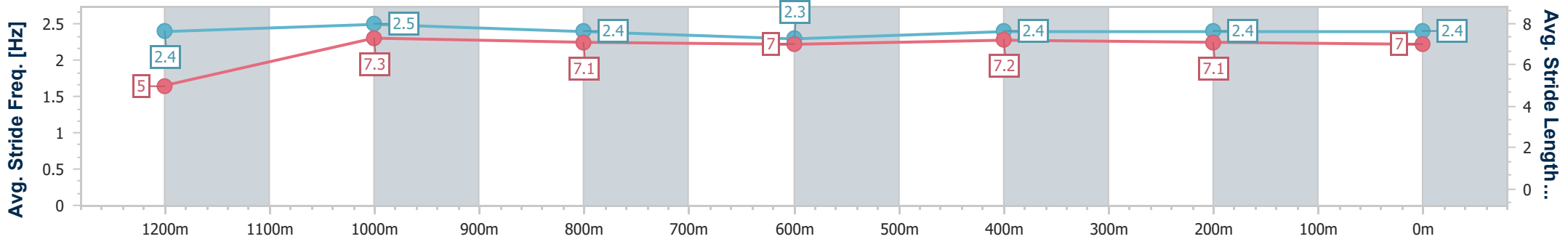
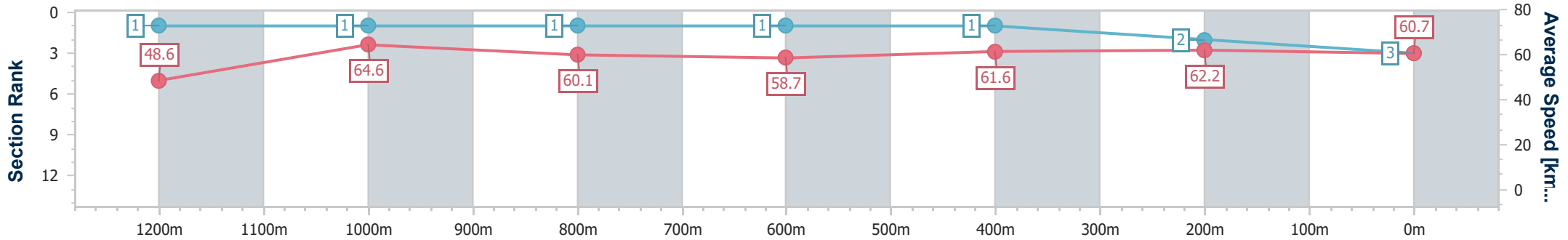
Ipswich QLD Professional
Race 2: GREAT NORTHERN Fillies and Mares Maiden Plate - 1350m



28 November 2024 - 14:13

Track Rating: Good 4, Weather: Overcast, Rail Position: +2.5m Entire

Section	Overall	1200m	1000m	800m	600m	400m	200m
Section Times	1:21.58 [3] (0:11.16)	1:10.42 [1] (0:11.13)	0:59.29 [1] (0:11.99)	0:47.30 [1] (0:12.25)	0:35.05 [1] (0:11.64)	0:23.41 [1] (0:11.55)	0:11.86 [2] (0:11.86)
Average Speed [km/h]	48.6	64.6	60.1	58.7	61.6	62.2	60.7
Top Speed [km/h]	66.0	65.8	63.3	60.4	62.7	62.4	62.1
Avg. Dist. to Rail [m]	3.8	2.1	0.3	0.4	0.8	0.9	0.4
Avg. Stride Freq. [Hz]	2.4	2.5	2.4	2.3	2.4	2.4	2.4
Avg. Stride Length [m]	5.0	7.3	7.1	7.0	7.2	7.1	7.0



- [] Ranking at each section and finish
- .-.- No data available at this section
- NA No data available



Horse/Jockey Name	Miss Reilly
Final Rank	4
Fastest Section Time (Section)	0:11.21 (1200m)
Top Speed [km/h] (Section)	65.6 (400m)
Race State	Finished



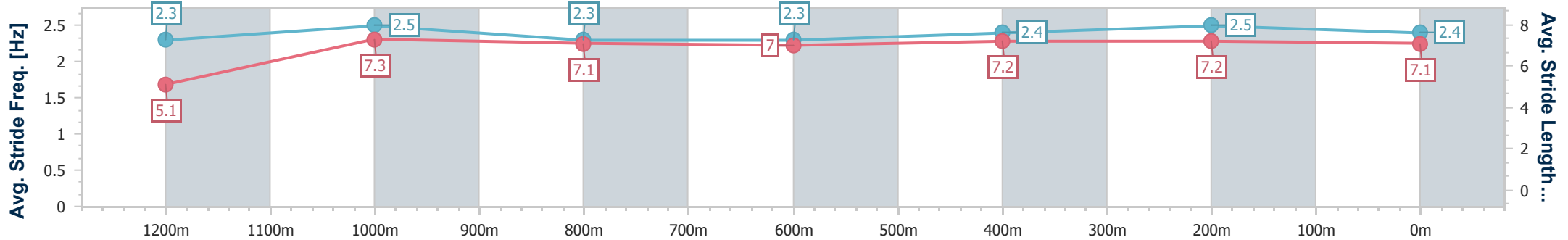
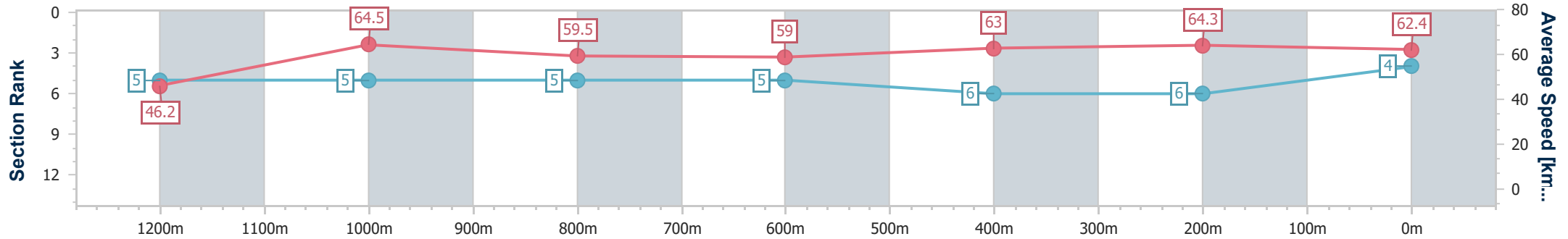
Ipswich QLD Professional
Race 2: GREAT NORTHERN Fillies and Mares Maiden Plate - 1350m



28 November 2024 - 14:13

Track Rating: Good 4, Weather: Overcast, Rail Position: +2.5m Entire

Section	Overall	1200m	1000m	800m	600m	400m	200m
Section Times	1:21.62 [4] (0:11.67)	1:09.95 [5] (0:11.21)	0:58.74 [5] (0:12.12)	0:46.62 [5] (0:12.28)	0:34.34 [5] (0:11.52)	0:22.82 [6] (0:11.28)	0:11.54 [6] (0:11.54)
Average Speed [km/h]	46.2	64.5	59.5	59.0	63.0	64.3	62.4
Top Speed [km/h]	64.9	65.1	61.6	59.7	65.6	65.6	64.1
Avg. Dist. to Rail [m]	2.8	2.5	1.6	1.2	1.6	3.2	6.0
Avg. Stride Freq. [Hz]	2.3	2.5	2.3	2.3	2.4	2.5	2.4
Avg. Stride Length [m]	5.1	7.3	7.1	7.0	7.2	7.2	7.1



- [] Ranking at each section and finish
- .-.- No data available at this section
- NA No data available



Horse/Jockey Name	Cassette
Final Rank	5
Fastest Section Time (Section)	0:11.28 (400m)
Top Speed [km/h] (Section)	65.0 (1200m)
Race State	Finished



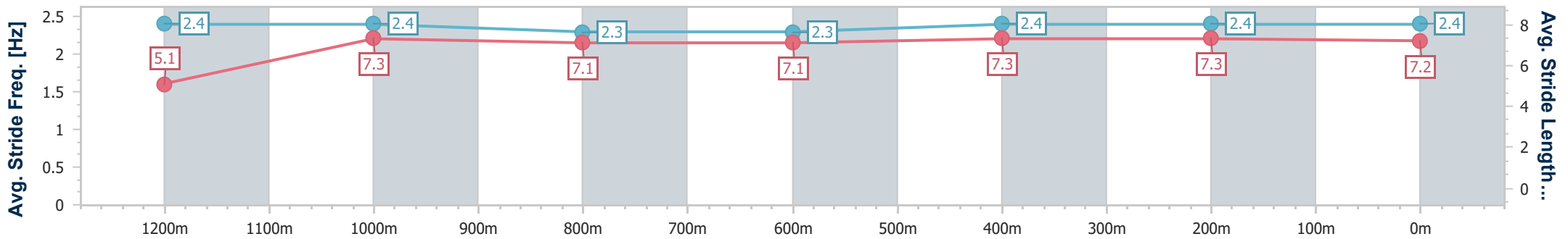
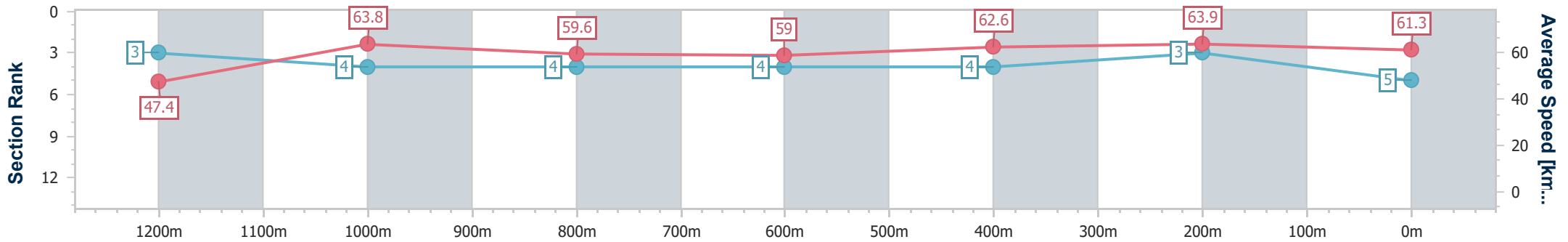
Ipswich QLD Professional
Race 2: GREAT NORTHERN Fillies and Mares Maiden Plate - 1350m



28 November 2024 - 14:13

Track Rating: Good 4, Weather: Overcast, Rail Position: +2.5m Entire

Section	Overall	1200m	1000m	800m	600m	400m	200m
Section Times	1:21.67 [5] (0:11.40)	1:10.27 [3] (0:11.36)	0:58.91 [4] (0:12.07)	0:46.84 [4] (0:12.23)	0:34.61 [4] (0:11.55)	0:23.06 [4] (0:11.28)	0:11.78 [3] (0:11.78)
Average Speed [km/h]	47.4	63.8	59.6	59.0	62.6	63.9	61.3
Top Speed [km/h]	63.8	65.0	61.7	59.4	64.3	64.5	63.5
Avg. Dist. to Rail [m]	1.4	2.3	0.6	0.3	1.0	1.5	4.1
Avg. Stride Freq. [Hz]	2.4	2.4	2.3	2.3	2.4	2.4	2.4
Avg. Stride Length [m]	5.1	7.3	7.1	7.1	7.3	7.3	7.2



- [] Ranking at each section and finish
- .-.- No data available at this section
- NA No data available



Horse/Jockey Name	Kellisa
Final Rank	6
Fastest Section Time (Section)	0:11.16 (1200m)
Top Speed [km/h] (Section)	65.7 (1200m)
Race State	Finished



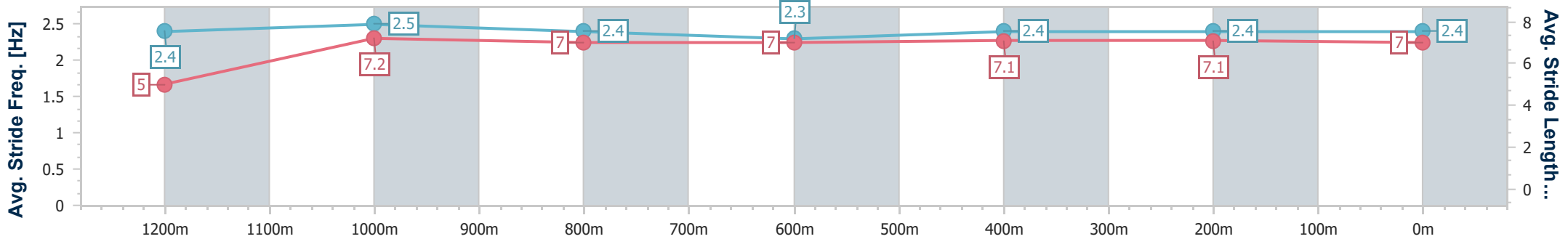
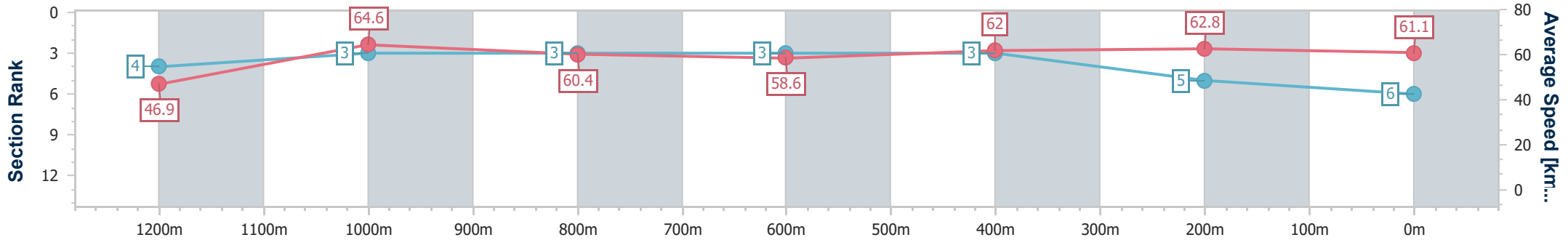
Ipswich QLD Professional
Race 2: GREAT NORTHERN Fillies and Mares Maiden Plate - 1350m



28 November 2024 - 14:13

Track Rating: Good 4, Weather: Overcast, Rail Position: +2.5m Entire

Section	Overall	1200m	1000m	800m	600m	400m	200m
Section Times	1:21.68 [6] (0:11.56)	1:10.12 [4] (0:11.16)	0:58.96 [3] (0:11.89)	0:47.07 [3] (0:12.31)	0:34.76 [3] (0:11.57)	0:23.19 [3] (0:11.42)	0:11.77 [5] (0:11.77)
Average Speed [km/h]	46.9	64.6	60.4	58.6	62.0	62.8	61.1
Top Speed [km/h]	65.1	65.7	63.1	59.3	64.2	64.2	63.1
Avg. Dist. to Rail [m]	2.0	1.7	0.3	0.2	0.5	0.7	1.4
Avg. Stride Freq. [Hz]	2.4	2.5	2.4	2.3	2.4	2.4	2.4
Avg. Stride Length [m]	5.0	7.2	7.0	7.0	7.1	7.1	7.0



- [] Ranking at each section and finish
- .-.- No data available at this section
- NA No data available



Horse/Jockey Name	Ready To Drink
Final Rank	7
Fastest Section Time (Section)	0:11.42 (1200m)
Top Speed [km/h] (Section)	64.3 (400m)
Race State	Finished



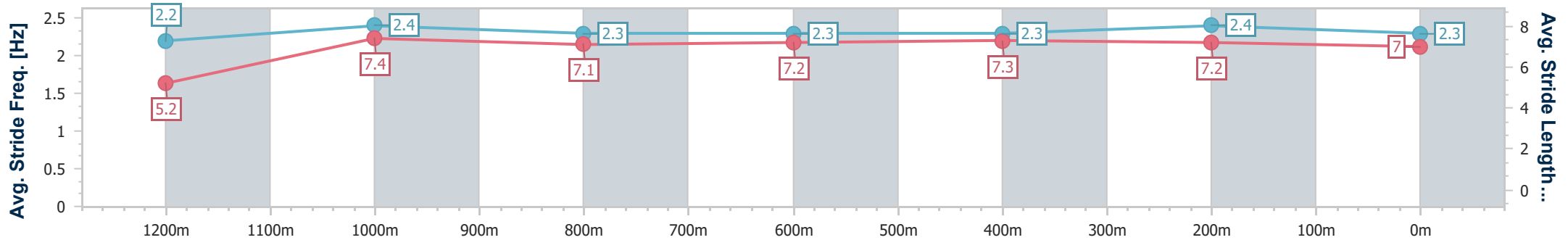
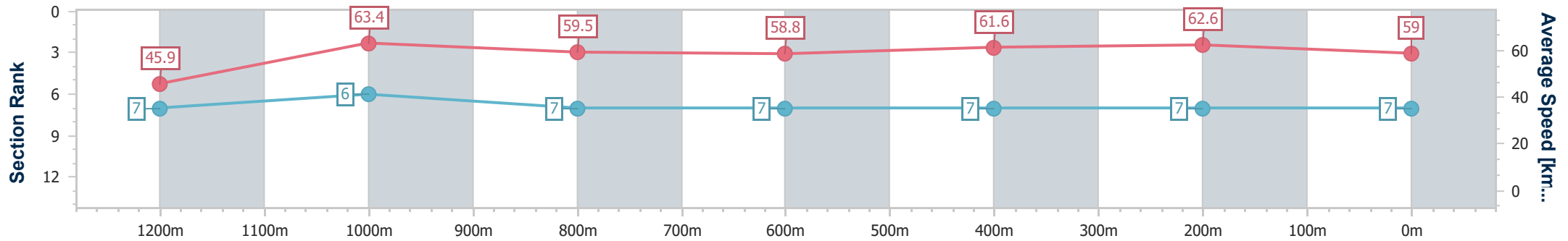
Ipswich QLD Professional
Race 2: GREAT NORTHERN Fillies and Mares Maiden Plate - 1350m



28 November 2024 - 14:13

Track Rating: Good 4, Weather: Overcast, Rail Position: +2.5m Entire

Section	Overall	1200m	1000m	800m	600m	400m	200m							
Section Times	1:22.89 [7] (0:11.75)	1:11.14 [7] (0:11.42)	0:59.72 [6] (0:12.11)	0:47.61 [7] (0:12.25)	0:35.36 [7] (0:11.70)	0:23.66 [7] (0:11.43)	0:12.23 [7] (0:12.23)							
Average Speed [km/h]	45.9	63.4	59.5	58.8	61.6	62.6	59.0							
Top Speed [km/h]	64.0	64.1	62.6	59.6	63.5	64.3	61.3							
Avg. Dist. to Rail [m]	3.6	2.2	0.6	0.2	0.3	0.9	3.1							
Avg. Stride Freq. [Hz]	2.2	2.4	2.3	2.3	2.3	2.4	2.3							
Avg. Stride Length [m]	5.2	7.4	7.1	7.2	7.3	7.2	7.0							



- [] Ranking at each section and finish
- .-.- No data available at this section
- NA No data available

Track Rating: Good 4, Weather: Overcast, Rail Position: +2.5m Entire

Section												Last 600m	
Field Times		Overall	1200m	1000m	800m	600m	400m						
		1:20.57 (0:11.29)	1:09.28 (0:11.09)	0:58.19 (0:11.96)	0:46.23 (0:11.61)	0:34.62 (0:11.43)	0:23.19 (0:11.40)						0:34.62
Rank	TAB	Horse/Jockey	Barrier	Top Speed [km/h]	Fastest Section								Distance Travelled [m]
1	4	JUST FLYING Jag Guthmann-Chester	9	66.0	0:11.28	1:20.57 [1] (0:11.33)	1:09.24 [2] (0:11.28)	0:57.96 [2] (0:11.88)	0:46.08 [2] (0:11.58)	0:34.50 [2] (0:11.39)	0:23.11 [2] (0:11.32)	0:34.50	
2	10	ZINOTAR James Orman	11	66.3	0:11.22	1:20.82 [2] (0:12.04)	1:08.78 [11] (0:11.49)	0:57.29 [10] (0:11.65)	0:45.64 [8] (0:11.58)	0:34.06 [8] (0:11.22)	0:22.84 [6] (0:11.41)	0:34.06	+4
3	11	BOOMROUX Martin Harley	5	65.5	0:11.30	1:20.83 [3] (0:11.52)	1:09.31 [3] (0:11.33)	0:57.98 [4] (0:11.88)	0:46.10 [5] (0:11.54)	0:34.56 [5] (0:11.39)	0:23.17 [3] (0:11.30)	0:34.56	+2
4	6	PIERRE CARDINNIGAN Robbie Dolan	8	65.8	0:11.11	1:21.03 [4] (0:11.88)	1:09.15 [8] (0:11.57)	0:57.58 [9] (0:12.00)	0:45.58 [10] (0:11.68)	0:33.90 [10] (0:11.11)	0:22.79 [9] (0:11.31)	0:33.90	+1
5	12	LOCH AWE Luke Dempsey	10	71.1	0:11.06	1:21.11 [5] (0:11.70)	1:09.41 [5] (0:11.47)	0:57.94 [8] (0:12.04)	0:45.90 [9] (0:11.57)	0:34.33 [9] (0:11.97)	0:22.36 [12] (0:11.06)	0:34.33	+5
6	1	BIT OF GRUNT Cejay Graham	6	65.5	0:11.25	1:21.13 [6] (0:11.72)	1:09.41 [6] (0:11.25)	0:58.16 [5] (0:11.70)	0:46.46 [4] (0:11.59)	0:34.87 [4] (0:11.55)	0:23.32 [5] (0:11.47)	0:34.87	+3
7	7	PIMPERNEL Emily Lang	1	66.7	0:11.09	1:21.14 [7] (0:11.29)	1:09.85 [1] (0:11.09)	0:58.76 [1] (0:11.96)	0:46.80 [1] (0:11.61)	0:35.19 [1] (0:11.43)	0:23.76 [1] (0:11.59)	0:35.19	-3
8	9	THE HINDUSTAN Kyle Wilson-Taylor	4	64.6	0:11.26	1:21.21 [8] (0:11.53)	1:09.68 [4] (0:11.26)	0:58.42 [3] (0:11.86)	0:46.56 [3] (0:11.60)	0:34.96 [3] (0:11.44)	0:23.52 [4] (0:11.53)	0:34.96	-3
9	13	RIPPINGTON Andrew Mallyon	7	64.9	0:11.32	1:21.52 [9] (0:11.84)	1:09.68 [7] (0:11.32)	0:58.36 [6] (0:11.75)	0:46.61 [6] (0:11.61)	0:35.00 [6] (0:11.46)	0:23.54 [7] (0:11.49)	0:35.00	+0
10	5	MARLEE'S ZANDER Jake Bayliss	3	65.3	0:11.22	1:21.97 [10] (0:11.94)	1:10.03 [9] (0:11.22)	0:58.81 [7] (0:11.83)	0:46.98 [7] (0:11.58)	0:35.40 [7] (0:11.47)	0:23.93 [8] (0:11.57)	0:35.40	-5



Ipswich QLD Professional

Race 3: RIVER 94.9FM Colts, Geldings and Entires Maiden Plate - 1350m

28 November 2024 - 14:48



Track Rating: Good 4, Weather: Overcast, Rail Position: +2.5m Entire

Section	Overall	1200m	1000m	800m	600m	400m	Last 600m
Field Times	1:20.57 (0:11.29)	1:09.28 (0:11.09)	0:58.19 (0:11.96)	0:46.23 (0:11.61)	0:34.62 (0:11.43)	0:23.19 (0:11.40)	0:34.62

Rank	TAB	Horse/Jockey	Barrier	Top Speed [km/h]	Fastest Section	Overall	1200m	1000m	800m	600m	400m	Last 600m	Distance Travelled [m]
11	3	ELROY Taylor Marshall	2	66.2 600m	0:11.27 600m	1:22.05 [11] (0:12.18)	1:09.87 [13] (0:11.53)	0:58.34 [11] (0:11.85)	0:46.49 [11] (0:11.59)	0:34.90 [11] (0:11.27)	0:23.63 [10] (0:11.45)	0:34.90	-4
12	8	TAKE ME OUT Boris Thornton	12	65.0 600m	0:11.20 600m	1:22.25 [12] (0:11.98)	1:10.27 [10] (0:11.83)	0:58.44 [12] (0:11.87)	0:46.57 [12] (0:11.79)	0:34.78 [12] (0:11.20)	0:23.58 [11] (0:11.64)	0:34.78	-1
13	2	CELTIC PRIDE Luke Miller	13	62.9 800m	0:11.46 600m	1:22.99 [13] (0:12.12)	1:10.87 [12] (0:12.05)	0:58.82 [13] (0:11.93)	0:46.89 [13] (0:11.78)	0:35.11 [13] (0:11.46)	0:23.65 [13] (0:11.61)	0:35.11	-6

[] Ranking at each section and finish
 -:-:-:- No data available at this section
 NA No data available

SCN Saddle cloth number
 DNF Did not finish
 DNT Did not track



Ipswich QLD Professional

Race 3: RIVER 94.9FM Colts, Geldings and Entires Maiden Plate - 1350m

28 November 2024 - 14:48



Track Rating: Good 4, Weather: Overcast, Rail Position: +2.5m Entire

Section				200m				Last 600m		
Field Times				0:11.79 (0:11.79)				0:34.62		
Rank	TAB	Horse/Jockey	Barrier	Top Speed [km/h]	Fastest Section	Margin			Distance Travelled [m]	
1	4	JUST FLYING Jag Guthmann-Chester	9	66.0 1200m	0:11.28 1200m	0:11.79 [1] (0:11.79)	1:20.57		0:34.50	
2	10	ZINOTAR James Orman	11	66.3 600m	0:11.22 600m	0:11.43 [6] (0:11.43)	1.48L		0:34.06	+4
3	11	BOOMROUX Martin Harley	5	65.5 400m	0:11.30 400m	0:11.87 [2] (0:11.87)	1.53L		0:34.56	+2
4	6	PIERRE CARDINNIGAN Robbie Dolan	8	65.8 600m	0:11.11 600m	0:11.48 [8] (0:11.48)	2.72L		0:33.90	+1
5	12	LOCH AWE Luke Dempsey	10	71.1 600m	0:11.06 400m	0:11.30 [10] (0:11.30)	3.19L		0:34.33	+5
6	1	BIT OF GRUNT Cejay Graham	6	65.5 1200m	0:11.25 1200m	0:11.85 [5] (0:11.85)	3.34L		0:34.87	+3
7	7	PIMPERNEL Emily Lang	1	66.7 1200m	0:11.09 1200m	0:12.17 [3] (0:12.17)	3.36L		0:35.19	-3
8	9	THE HINDUSTAN Kyle Wilson-Taylor	4	64.6 1200m	0:11.26 1200m	0:11.99 [4] (0:11.99)	3.76L		0:34.96	-3
9	13	RIPPINGTON Andrew Mallyon	7	64.9 1200m	0:11.32 1200m	0:12.05 [7] (0:12.05)	5.62L		0:35.00	+0
10	5	MARLEE'S ZANDER Jake Bayliss	3	65.3 1200m	0:11.22 1200m	0:12.36 [9] (0:12.36)	8.24L		0:35.40	-5

[] Ranking at each section and finish
 -:-:- No data available at this section
 NA No data available

SCN Saddle cloth number
 DNF Did not finish
 DNT Did not track



Ipswich QLD Professional
Race 3: RIVER 94.9FM Colts, Geldings and Entires Maiden Plate - 1350m
 28 November 2024 - 14:48



Track Rating: Good 4, Weather: Overcast, Rail Position: +2.5m Entire

Section				200m				Last 600m	
Field Times				0:11.79 (0:11.79)				0:34.62	
Rank	TAB	Horse/Jockey	Barrier	Top Speed [km/h]	Fastest Section	Margin			Distance Travelled [m]
11	3	ELROY Taylor Marshall	2	66.2 600m	0:11.27 600m	0:12.18 [11] (0:12.18)	8.7L		0:34.90 -4
12	8	TAKE ME OUT Boris Thornton	12	65.0 600m	0:11.20 600m	0:11.94 [12] (0:11.94)	9.88L		0:34.78 -1
13	2	CELTIC PRIDE Luke Miller	13	62.9 800m	0:11.46 600m	0:12.04 [13] (0:12.04)	14.23L		0:35.11 -6

[] Ranking at each section and finish
 -:-:-:- No data available at this section
 NA No data available

SCN Saddle cloth number
 DNF Did not finish
 DNT Did not track



Horse/Jockey Name	Just Flying
Final Rank	1
Fastest Section Time (Section)	0:11.28 (1200m)
Top Speed [km/h] (Section)	66.0 (1200m)
Race State	Finished



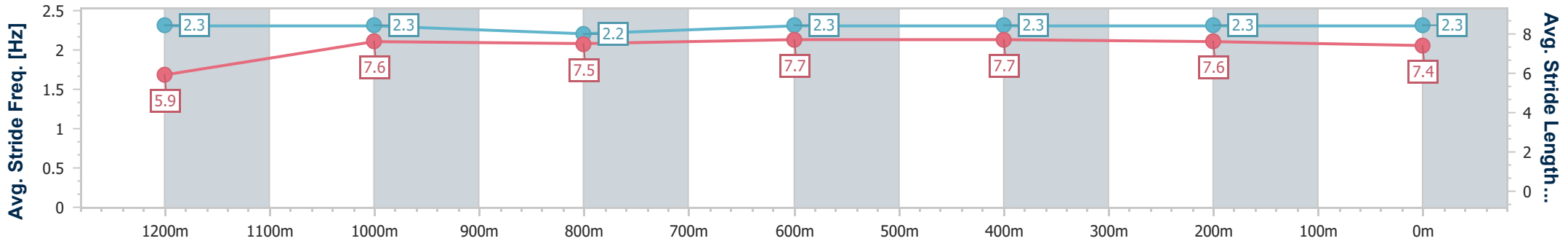
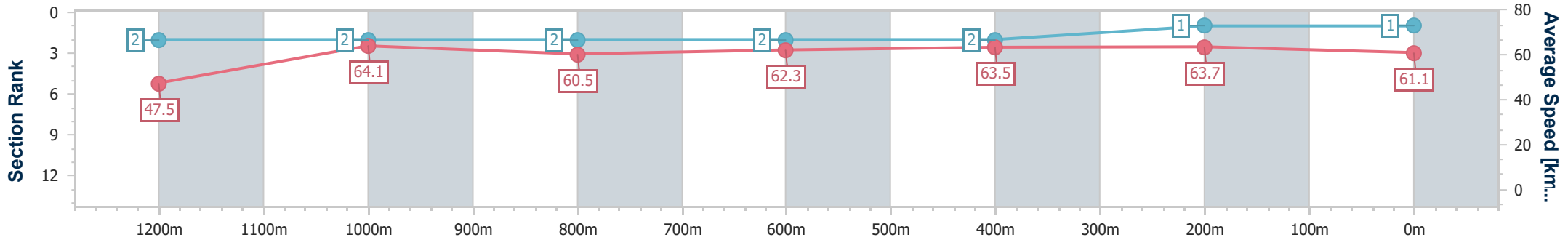
Ipswich QLD Professional
 Race 3: RIVER 94.9FM Colts, Geldings and Entires Maiden
 Plate - 1350m



28 November 2024 - 14:48

Track Rating: Good 4, Weather: Overcast, Rail Position: +2.5m
 Entire

Section	Overall	1200m	1000m	800m	600m	400m	200m
Section Times	1:20.57 [1] (0:11.33)	1:09.24 [2] (0:11.28)	0:57.96 [2] (0:11.88)	0:46.08 [2] (0:11.58)	0:34.50 [2] (0:11.39)	0:23.11 [2] (0:11.32)	0:11.79 [1] (0:11.79)
Average Speed [km/h]	47.5	64.1	60.5	62.3	63.5	63.7	61.1
Top Speed [km/h]	66.0	66.0	61.6	62.9	64.5	64.6	63.6
Avg. Dist. to Rail [m]	6.2	2.4	0.8	0.3	0.6	1.3	2.7
Avg. Stride Freq. [Hz]	2.3	2.3	2.2	2.3	2.3	2.3	2.3
Avg. Stride Length [m]	5.9	7.6	7.5	7.7	7.7	7.6	7.4



- [] Ranking at each section and finish
- .-.- No data available at this section
- NA No data available



Horse/Jockey Name	Zinotar
Final Rank	2
Fastest Section Time (Section)	0:11.22 (600m)
Top Speed [km/h] (Section)	66.3 (600m)
Race State	Finished



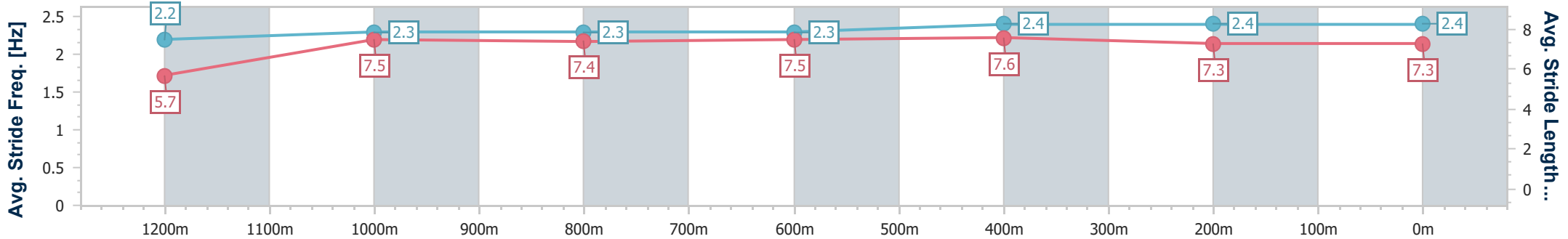
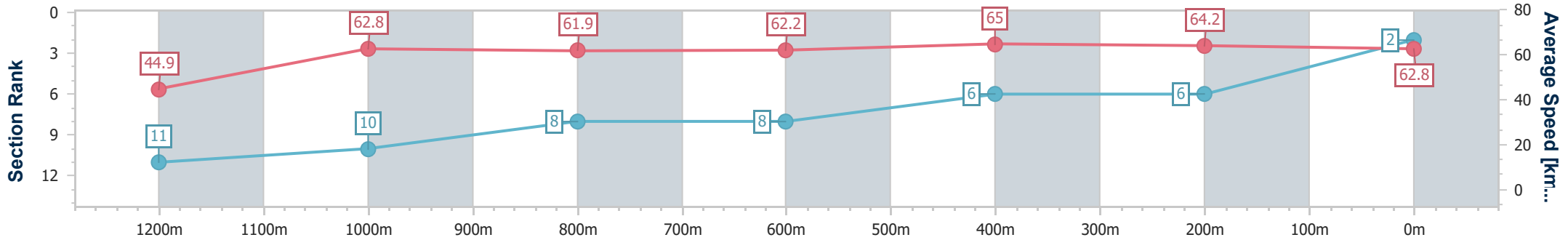
Ipswich QLD Professional
Race 3: RIVER 94.9FM Colts, Geldings and Entires Maiden Plate - 1350m



28 November 2024 - 14:48

Track Rating: Good 4, Weather: Overcast, Rail Position: +2.5m Entire

Section	Overall	1200m	1000m	800m	600m	400m	200m
Section Times	1:20.82 [2] (0:12.04)	1:08.78 [11] (0:11.49)	0:57.29 [10] (0:11.65)	0:45.64 [8] (0:11.58)	0:34.06 [8] (0:11.22)	0:22.84 [6] (0:11.41)	0:11.43 [6] (0:11.43)
Average Speed [km/h]	44.9	62.8	61.9	62.2	65.0	64.2	62.8
Top Speed [km/h]	63.4	63.9	63.8	65.7	66.3	65.8	64.1
Avg. Dist. to Rail [m]	6.0	1.6	0.2	0.4	2.7	5.0	6.0
Avg. Stride Freq. [Hz]	2.2	2.3	2.3	2.3	2.4	2.4	2.4
Avg. Stride Length [m]	5.7	7.5	7.4	7.5	7.6	7.3	7.3



- [] Ranking at each section and finish
- .-.- No data available at this section
- NA No data available



Horse/Jockey Name	Boomroux
Final Rank	3
Fastest Section Time (Section)	0:11.30 (400m)
Top Speed [km/h] (Section)	65.5 (400m)
Race State	Finished



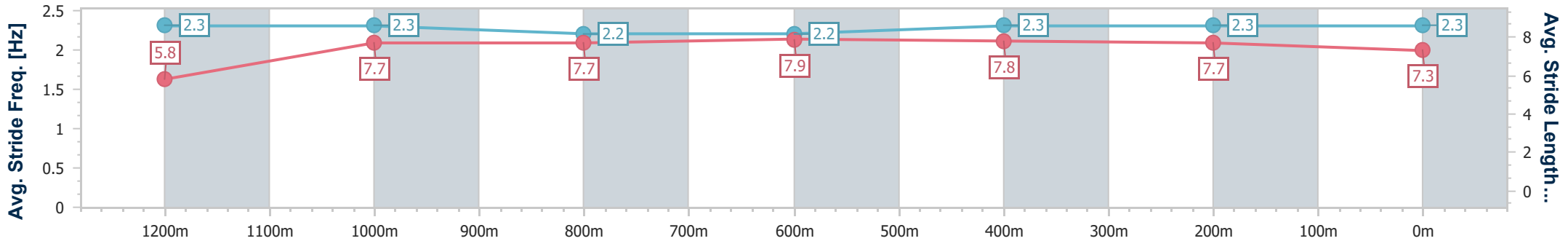
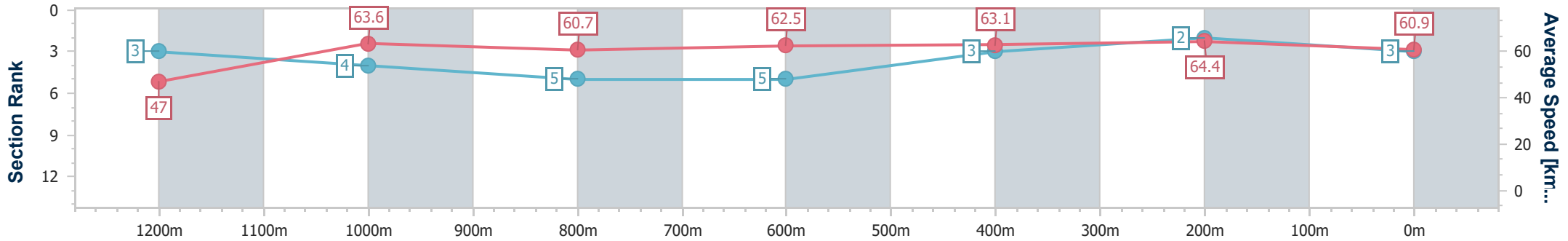
Ipswich QLD Professional
Race 3: RIVER 94.9FM Colts, Geldings and Entires Maiden Plate - 1350m



28 November 2024 - 14:48

Track Rating: Good 4, Weather: Overcast, Rail Position: +2.5m Entire

Section	Overall	1200m	1000m	800m	600m	400m	200m
Section Times	1:20.83 [3] (0:11.52)	1:09.31 [3] (0:11.33)	0:57.98 [4] (0:11.88)	0:46.10 [5] (0:11.54)	0:34.56 [5] (0:11.39)	0:23.17 [3] (0:11.30)	0:11.87 [2] (0:11.87)
Average Speed [km/h]	47.0	63.6	60.7	62.5	63.1	64.4	60.9
Top Speed [km/h]	64.0	64.4	62.0	63.4	65.3	65.5	62.8
Avg. Dist. to Rail [m]	2.6	1.6	0.6	0.1	0.7	3.8	4.6
Avg. Stride Freq. [Hz]	2.3	2.3	2.2	2.2	2.3	2.3	2.3
Avg. Stride Length [m]	5.8	7.7	7.7	7.9	7.8	7.7	7.3



- [] Ranking at each section and finish
- .-.- No data available at this section
- NA No data available



Horse/Jockey Name	Pierre Cardinnigan
Final Rank	4
Fastest Section Time (Section)	0:11.11 (600m)
Top Speed [km/h] (Section)	65.8 (600m)
Race State	Finished



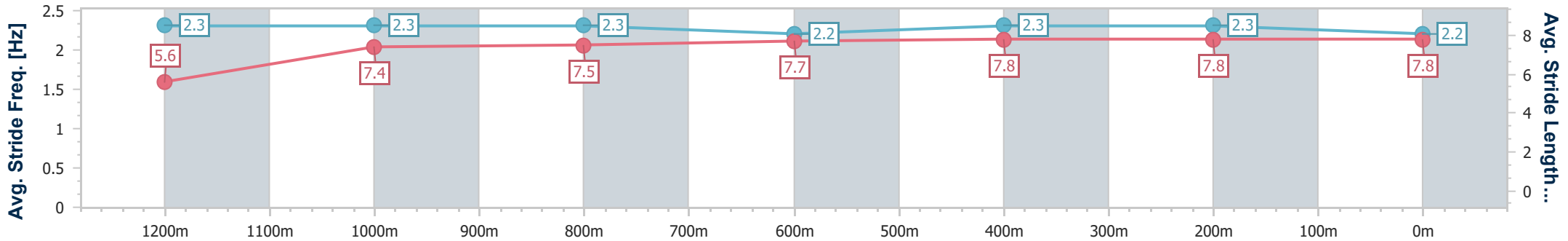
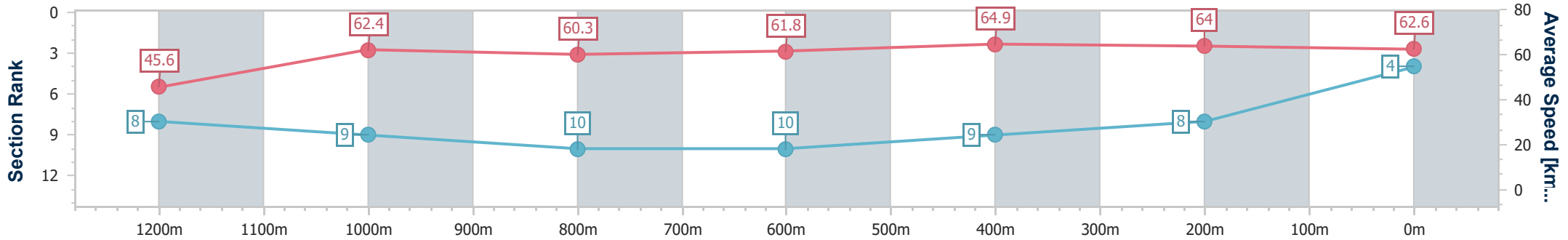
Ipswich QLD Professional
Race 3: RIVER 94.9FM Colts, Geldings and Entires Maiden Plate - 1350m



28 November 2024 - 14:48

Track Rating: Good 4, Weather: Overcast, Rail Position: +2.5m Entire

Section	Overall	1200m	1000m	800m	600m	400m	200m						
Section Times	1:21.03 [4] (0:11.88)	1:09.15 [8] (0:11.57)	0:57.58 [9] (0:12.00)	0:45.58 [10] (0:11.68)	0:33.90 [10] (0:11.11)	0:22.79 [9] (0:11.31)	0:11.48 [8] (0:11.48)						
Average Speed [km/h]	45.6	62.4	60.3	61.8	64.9	64.0	62.6						
Top Speed [km/h]	61.6	63.8	63.2	64.9	65.8	65.0	63.6						
Avg. Dist. to Rail [m]	5.8	3.2	1.4	0.3	0.5	2.5	3.9						
Avg. Stride Freq. [Hz]	2.3	2.3	2.3	2.2	2.3	2.3	2.2						
Avg. Stride Length [m]	5.6	7.4	7.5	7.7	7.8	7.8	7.8						



- [] Ranking at each section and finish
- .-.- No data available at this section
- NA No data available



Horse/Jockey Name	Loch Awe
Final Rank	5
Fastest Section Time (Section)	0:11.06 (400m)
Top Speed [km/h] (Section)	71.1 (600m)
Race State	Finished



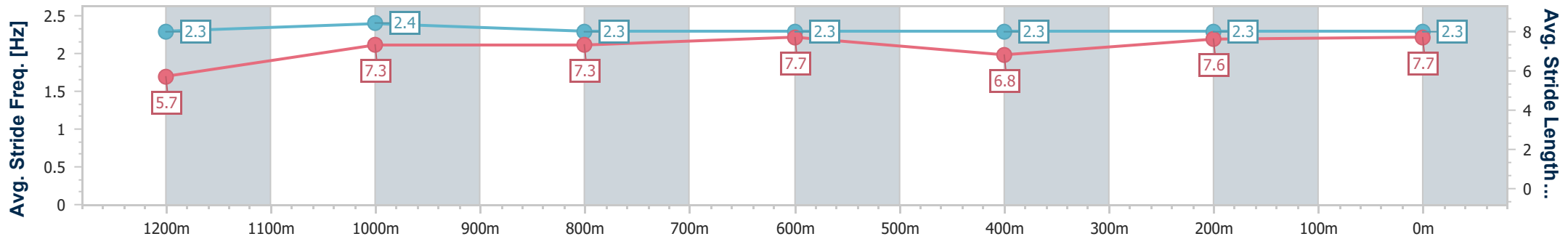
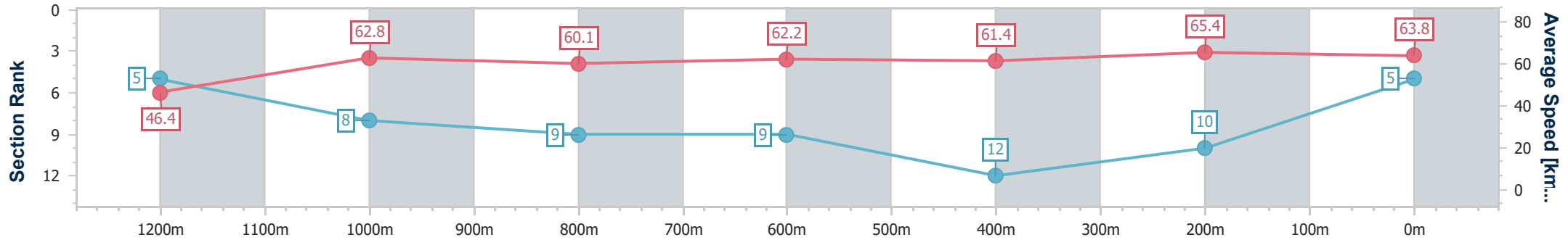
Ipswich QLD Professional
Race 3: RIVER 94.9FM Colts, Geldings and Entires Maiden Plate - 1350m



28 November 2024 - 14:48

Track Rating: Good 4, Weather: Overcast, Rail Position: +2.5m Entire

Section	Overall	1200m	1000m	800m	600m	400m	200m							
Section Times	1:21.11 [5] (0:11.70)	1:09.41 [5] (0:11.47)	0:57.94 [8] (0:12.04)	0:45.90 [9] (0:11.57)	0:34.33 [9] (0:11.97)	0:22.36 [12] (0:11.06)	0:11.30 [10] (0:11.30)							
Average Speed [km/h]	46.4	62.8	60.1	62.2	61.4	65.4	63.8							
Top Speed [km/h]	63.1	64.6	63.4	64.8	71.1	68.6	65.0							
Avg. Dist. to Rail [m]	7.1	3.0	1.1	0.3	3.5	2.0	5.8							
Avg. Stride Freq. [Hz]	2.3	2.4	2.3	2.3	2.3	2.3	2.3							
Avg. Stride Length [m]	5.7	7.3	7.3	7.7	6.8	7.6	7.7							



- [] Ranking at each section and finish
- .-.- No data available at this section
- NA No data available



Horse/Jockey Name	Bit Of Grunt
Final Rank	6
Fastest Section Time (Section)	0:11.25 (1200m)
Top Speed [km/h] (Section)	65.5 (1200m)
Race State	Finished



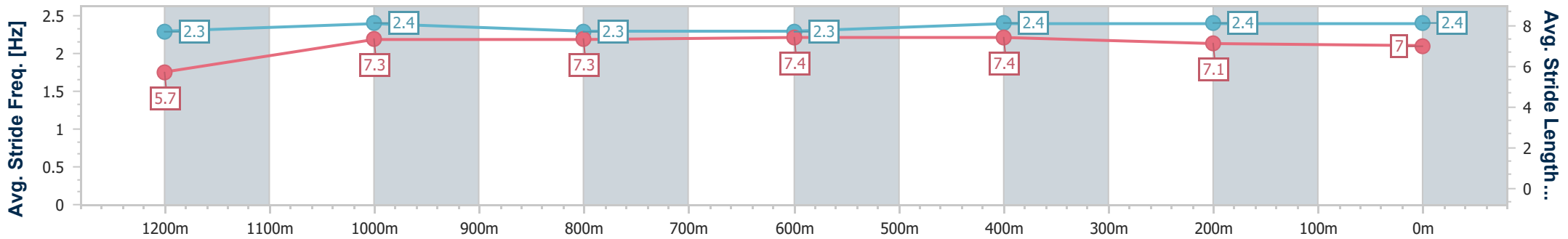
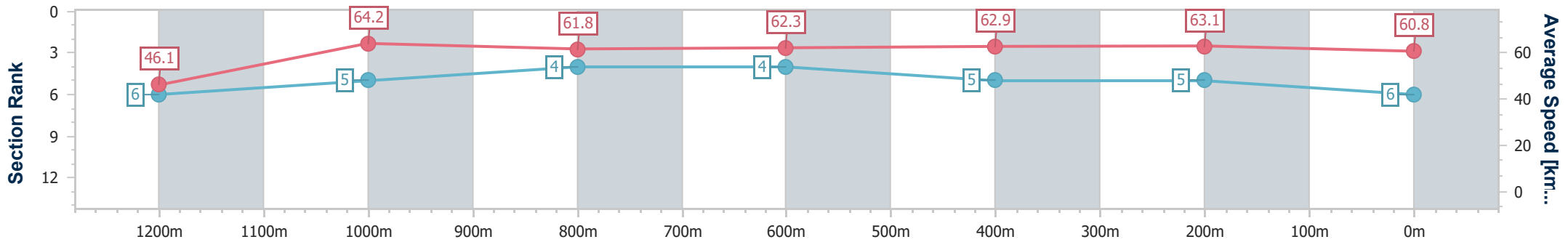
Ipswich QLD Professional
Race 3: RIVER 94.9FM Colts, Geldings and Entires Maiden Plate - 1350m



28 November 2024 - 14:48

Track Rating: Good 4, Weather: Overcast, Rail Position: +2.5m Entire

Section	Overall	1200m	1000m	800m	600m	400m	200m
Section Times	1:21.13 [6] (0:11.72)	1:09.41 [6] (0:11.25)	0:58.16 [5] (0:11.70)	0:46.46 [4] (0:11.59)	0:34.87 [4] (0:11.55)	0:23.32 [5] (0:11.47)	0:11.85 [5] (0:11.85)
Average Speed [km/h]	46.1	64.2	61.8	62.3	62.9	63.1	60.8
Top Speed [km/h]	63.9	65.5	62.5	63.1	63.9	64.0	62.6
Avg. Dist. to Rail [m]	3.8	2.1	1.8	0.8	0.9	2.5	2.5
Avg. Stride Freq. [Hz]	2.3	2.4	2.3	2.3	2.4	2.4	2.4
Avg. Stride Length [m]	5.7	7.3	7.3	7.4	7.4	7.1	7.0



- [] Ranking at each section and finish
- .-.- No data available at this section
- NA No data available



Horse/Jockey Name	Pimpernel
Final Rank	7
Fastest Section Time (Section)	0:11.09 (1200m)
Top Speed [km/h] (Section)	66.7 (1200m)
Race State	Finished



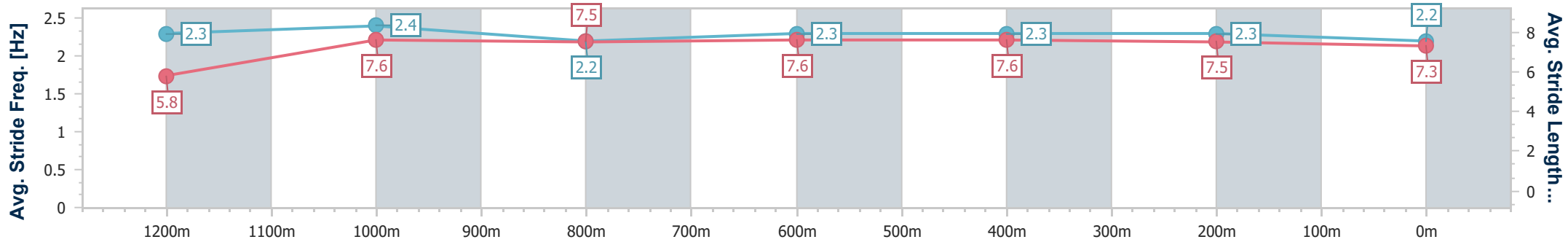
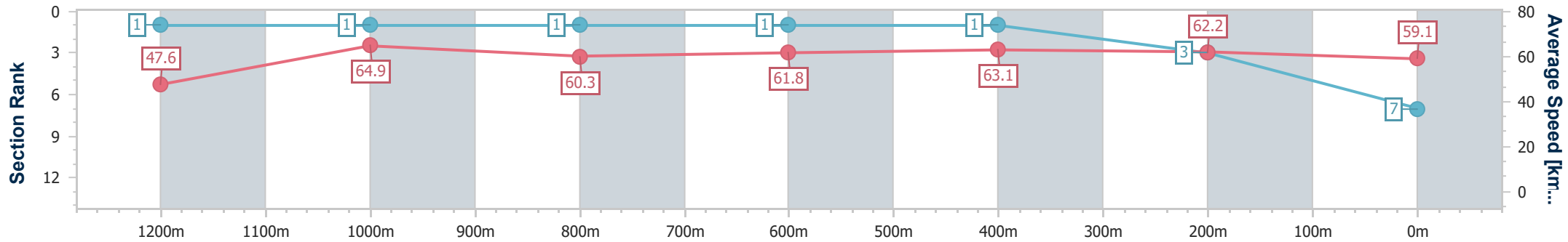
Ipswich QLD Professional
Race 3: RIVER 94.9FM Colts, Geldings and Entires Maiden Plate - 1350m



28 November 2024 - 14:48

Track Rating: Good 4, Weather: Overcast, Rail Position: +2.5m Entire

Section	Overall	1200m	1000m	800m	600m	400m	200m
Section Times	1:21.14 [7] (0:11.29)	1:09.85 [1] (0:11.09)	0:58.76 [1] (0:11.96)	0:46.80 [1] (0:11.61)	0:35.19 [1] (0:11.43)	0:23.76 [1] (0:11.59)	0:12.17 [3] (0:12.17)
Average Speed [km/h]	47.6	64.9	60.3	61.8	63.1	62.2	59.1
Top Speed [km/h]	65.3	66.7	61.7	62.4	63.9	63.7	61.7
Avg. Dist. to Rail [m]	0.5	0.4	0.4	0.3	0.3	0.6	1.8
Avg. Stride Freq. [Hz]	2.3	2.4	2.2	2.3	2.3	2.3	2.2
Avg. Stride Length [m]	5.8	7.6	7.5	7.6	7.6	7.5	7.3



- [] Ranking at each section and finish
- .-.- No data available at this section
- NA No data available



Horse/Jockey Name	The Hindustan
Final Rank	8
Fastest Section Time (Section)	0:11.26 (1200m)
Top Speed [km/h] (Section)	64.6 (1200m)
Race State	Finished



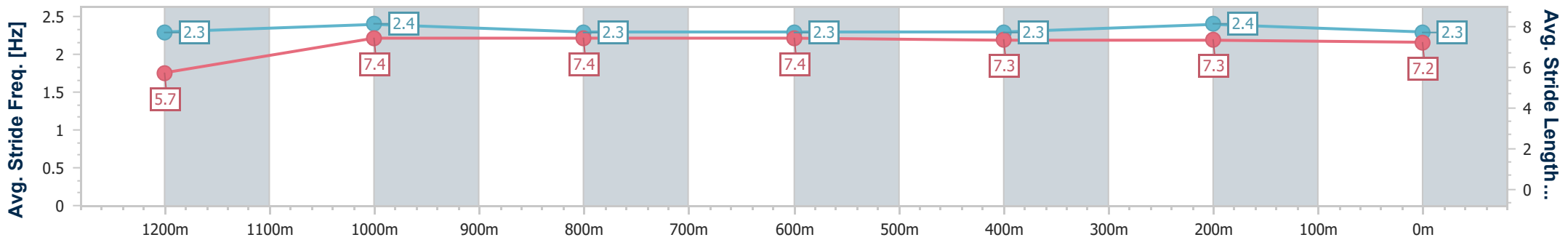
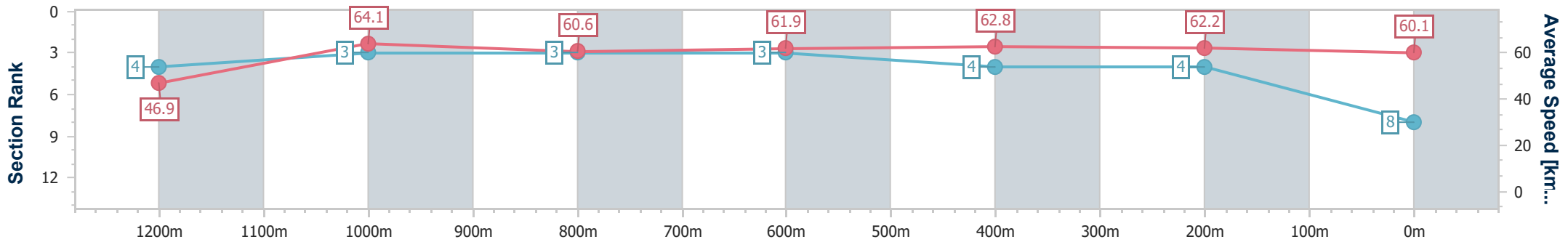
Ipswich QLD Professional
Race 3: RIVER 94.9FM Colts, Geldings and Entires Maiden Plate - 1350m



28 November 2024 - 14:48

Track Rating: Good 4, Weather: Overcast, Rail Position: +2.5m Entire

Section	Overall	1200m	1000m	800m	600m	400m	200m						
Section Times	1:21.21 [8] (0:11.53)	1:09.68 [4] (0:11.26)	0:58.42 [3] (0:11.86)	0:46.56 [3] (0:11.60)	0:34.96 [3] (0:11.44)	0:23.52 [4] (0:11.53)	0:11.99 [4] (0:11.99)						
Average Speed [km/h]	46.9	64.1	60.6	61.9	62.8	62.2	60.1						
Top Speed [km/h]	64.5	64.6	62.7	62.8	63.2	63.2	61.6						
Avg. Dist. to Rail [m]	2.2	0.9	0.3	0.3	0.5	0.8	0.6						
Avg. Stride Freq. [Hz]	2.3	2.4	2.3	2.3	2.3	2.4	2.3						
Avg. Stride Length [m]	5.7	7.4	7.4	7.4	7.3	7.3	7.2						



- [] Ranking at each section and finish
- .-.- No data available at this section
- NA No data available



Horse/Jockey Name	Ripington
Final Rank	9
Fastest Section Time (Section)	0:11.32 (1200m)
Top Speed [km/h] (Section)	64.9 (1200m)
Race State	Finished



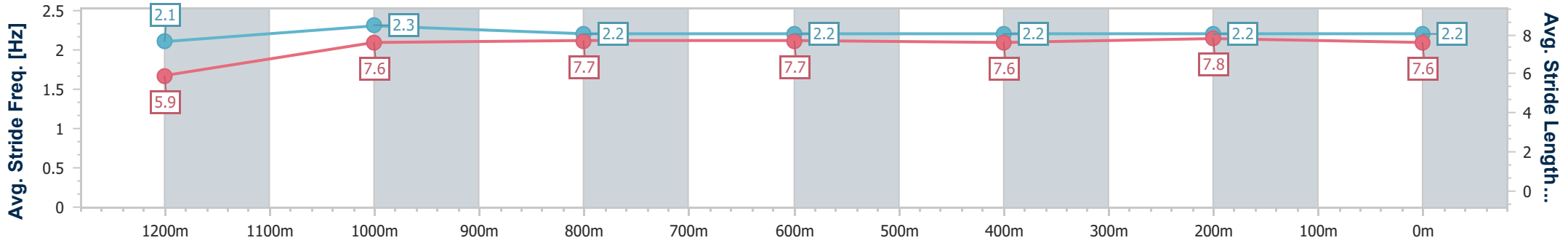
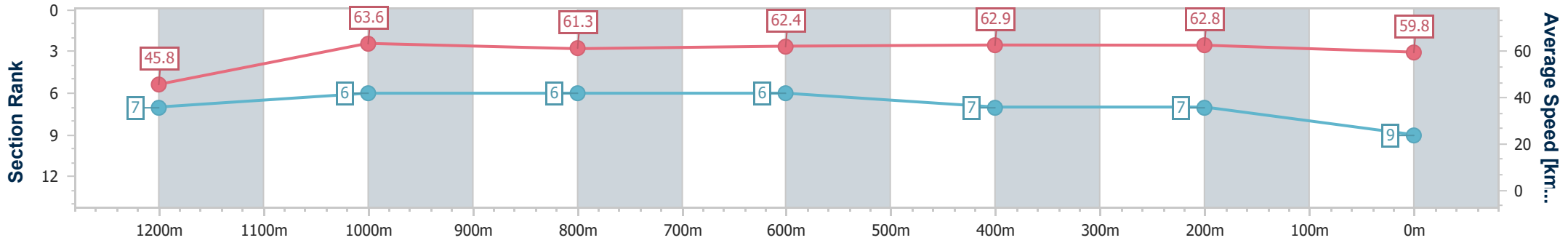
Ipswich QLD Professional
Race 3: RIVER 94.9FM Colts, Geldings and Entires Maiden Plate - 1350m



28 November 2024 - 14:48

Track Rating: Good 4, Weather: Overcast, Rail Position: +2.5m Entire

Section	Overall	1200m	1000m	800m	600m	400m	200m						
Section Times	1:21.52 [9] (0:11.84)	1:09.68 [7] (0:11.32)	0:58.36 [6] (0:11.75)	0:46.61 [6] (0:11.61)	0:35.00 [6] (0:11.46)	0:23.54 [7] (0:11.49)	0:12.05 [7] (0:12.05)						
Average Speed [km/h]	45.8	63.6	61.3	62.4	62.9	62.8	59.8						
Top Speed [km/h]	64.2	64.9	64.6	63.8	63.4	63.9	61.5						
Avg. Dist. to Rail [m]	4.2	2.2	1.4	0.7	0.6	1.0	1.2						
Avg. Stride Freq. [Hz]	2.1	2.3	2.2	2.2	2.2	2.2	2.2						
Avg. Stride Length [m]	5.9	7.6	7.7	7.7	7.6	7.8	7.6						



- [] Ranking at each section and finish
- .-.- No data available at this section
- NA No data available



Horse/Jockey Name	Marlee's Zander
Final Rank	10
Fastest Section Time (Section)	0:11.22 (1200m)
Top Speed [km/h] (Section)	65.3 (1200m)
Race State	Finished



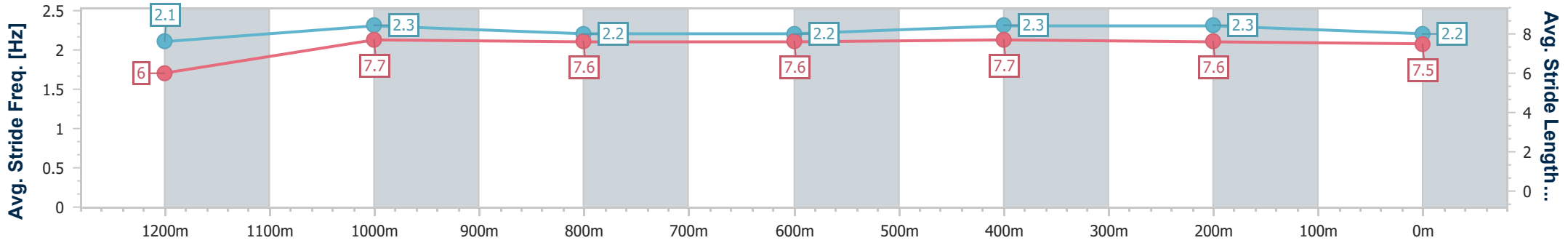
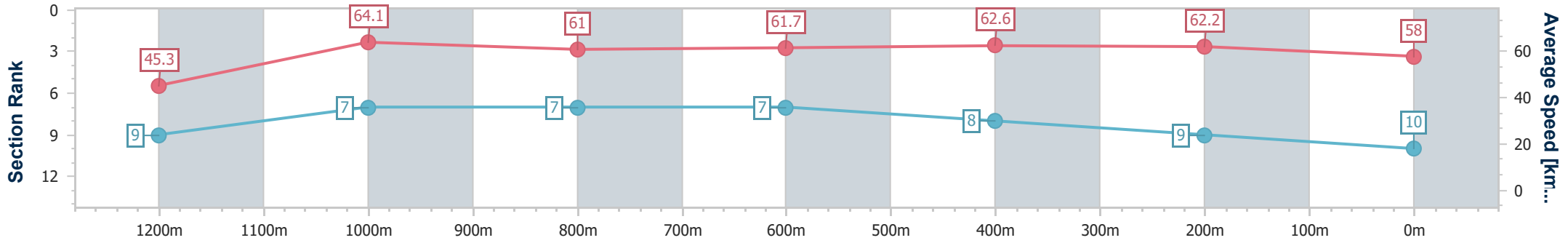
Ipswich QLD Professional
Race 3: RIVER 94.9FM Colts, Geldings and Entires Maiden Plate - 1350m



28 November 2024 - 14:48

Track Rating: Good 4, Weather: Overcast, Rail Position: +2.5m Entire

Section	Overall	1200m	1000m	800m	600m	400m	200m						
Section Times	1:21.97 [10] (0:11.94)	1:10.03 [9] (0:11.22)	0:58.81 [7] (0:11.83)	0:46.98 [7] (0:11.58)	0:35.40 [7] (0:11.47)	0:23.93 [8] (0:11.57)	0:12.36 [9] (0:12.36)						
Average Speed [km/h]	45.3	64.1	61.0	61.7	62.6	62.2	58.0						
Top Speed [km/h]	65.3	65.3	62.8	63.0	63.2	63.3	61.2						
Avg. Dist. to Rail [m]	1.3	0.6	0.5	1.3	1.1	0.6	1.0						
Avg. Stride Freq. [Hz]	2.1	2.3	2.2	2.2	2.3	2.3	2.2						
Avg. Stride Length [m]	6.0	7.7	7.6	7.6	7.7	7.6	7.5						



- [] Ranking at each section and finish
- .-.- No data available at this section
- NA No data available



Horse/Jockey Name	Elroy
Final Rank	11
Fastest Section Time (Section)	0:11.27 (600m)
Top Speed [km/h] (Section)	66.2 (600m)
Race State	Finished



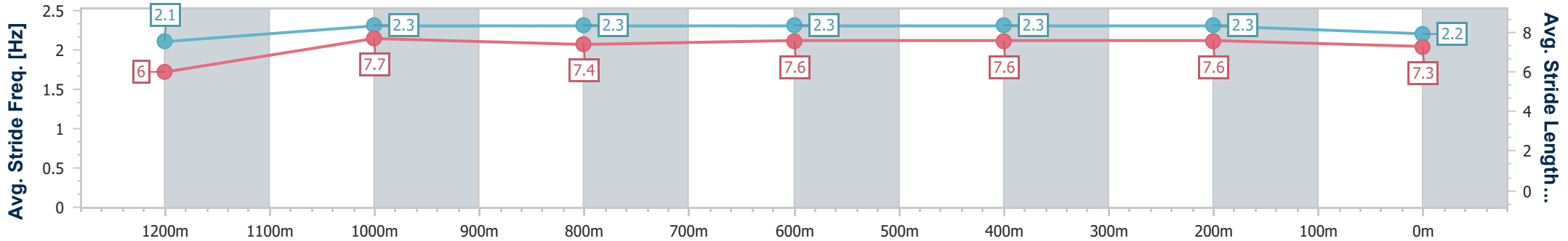
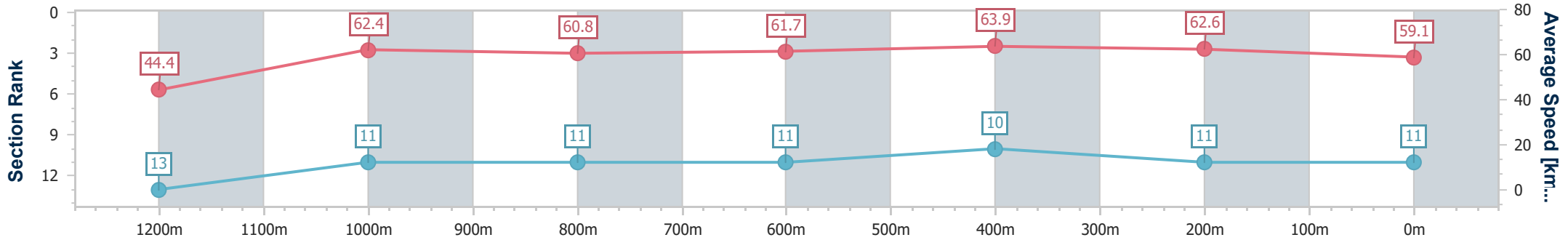
Ipswich QLD Professional
Race 3: RIVER 94.9FM Colts, Geldings and Entires Maiden Plate - 1350m



28 November 2024 - 14:48

Track Rating: Good 4, Weather: Overcast, Rail Position: +2.5m Entire

Section	Overall	1200m	1000m	800m	600m	400m	200m							
Section Times	1:22.05 [11] (0:12.18)	1:09.87 [13] (0:11.53)	0:58.34 [11] (0:11.85)	0:46.49 [11] (0:11.59)	0:34.90 [11] (0:11.27)	0:23.63 [10] (0:11.45)	0:12.18 [11] (0:12.18)							
Average Speed [km/h]	44.4	62.4	60.8	61.7	63.9	62.6	59.1							
Top Speed [km/h]	62.9	63.1	61.9	65.9	66.2	63.5	62.1							
Avg. Dist. to Rail [m]	0.7	0.8	0.6	1.0	0.4	0.5	2.7							
Avg. Stride Freq. [Hz]	2.1	2.3	2.3	2.3	2.3	2.3	2.2							
Avg. Stride Length [m]	6.0	7.7	7.4	7.6	7.6	7.6	7.3							



- [] Ranking at each section and finish
- .-.- No data available at this section
- NA No data available



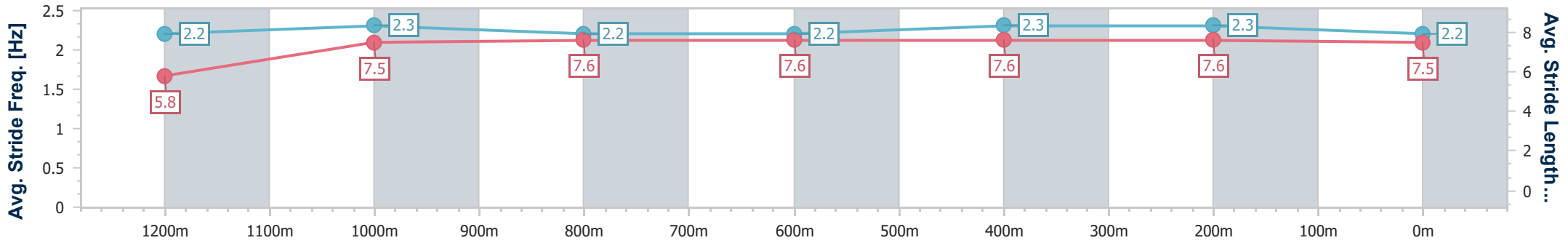
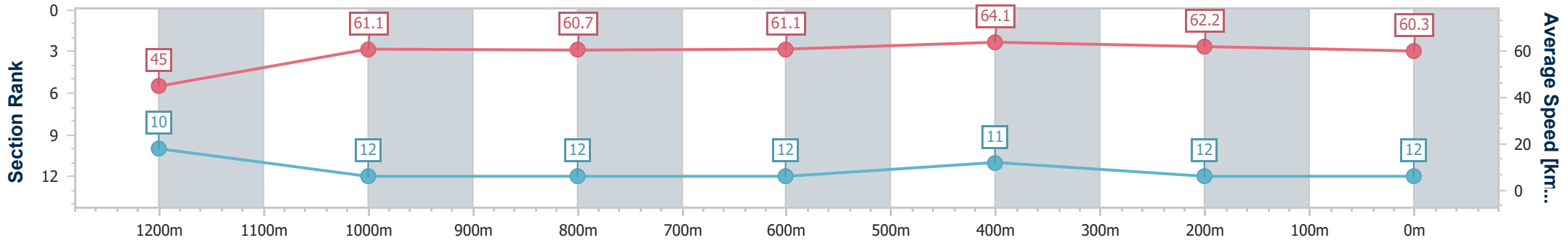
Horse/Jockey Name	Take Me Out
Final Rank	12
Fastest Section Time (Section)	0:11.20 (600m)
Top Speed [km/h] (Section)	65.0 (600m)
Race State	Finished



Ipswich QLD Professional
 Race 3: RIVER 94.9FM Colts, Geldings and Entires Maiden Plate - 1350m
 28 November 2024 - 14:48
 Track Rating: Good 4, Weather: Overcast, Rail Position: +2.5m Entire



Section	Overall	1200m	1000m	800m	600m	400m	200m
Section Times	1:22.25 [12] (0:11.98)	1:10.27 [10] (0:11.83)	0:58.44 [12] (0:11.87)	0:46.57 [12] (0:11.79)	0:34.78 [12] (0:11.20)	0:23.58 [11] (0:11.64)	0:11.94 [12] (0:11.94)
Average Speed [km/h]	45.0	61.1	60.7	61.1	64.1	62.2	60.3
Top Speed [km/h]	59.3	62.1	62.5	63.7	65.0	62.8	61.3
Avg. Dist. to Rail [m]	8.3	3.2	1.2	0.4	0.3	1.3	2.6
Avg. Stride Freq. [Hz]	2.2	2.3	2.2	2.2	2.3	2.3	2.2
Avg. Stride Length [m]	5.8	7.5	7.6	7.6	7.6	7.6	7.5



- [] Ranking at each section and finish
- .-.- No data available at this section
- NA No data available



Horse/Jockey Name	Celtic Pride
Final Rank	13
Fastest Section Time (Section)	0:11.46 (600m)
Top Speed [km/h] (Section)	62.9 (800m)
Race State	Finished



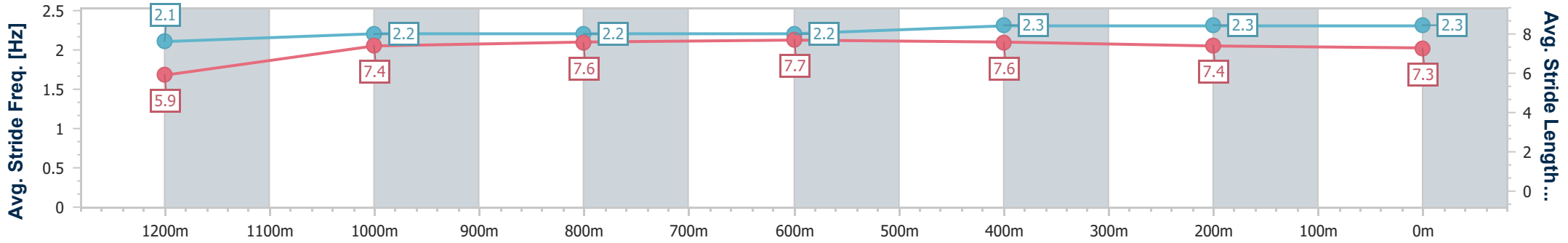
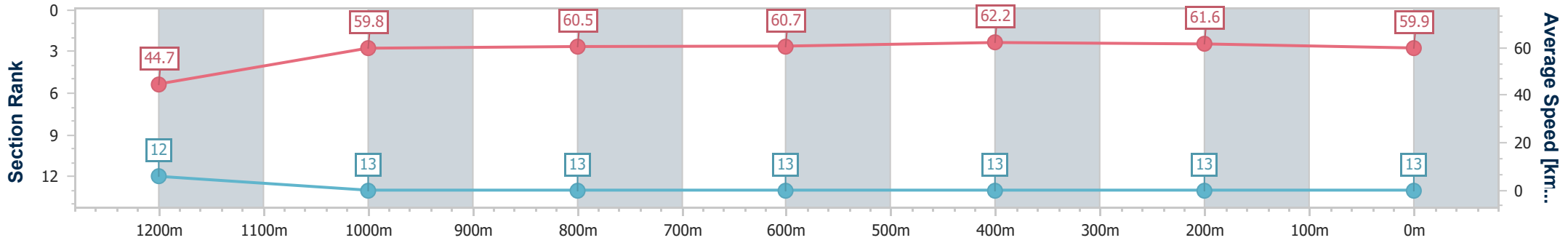
Ipswich QLD Professional
 Race 3: RIVER 94.9FM Colts, Geldings and Entires Maiden
 Plate - 1350m



28 November 2024 - 14:48

Track Rating: Good 4, Weather: Overcast, Rail Position: +2.5m
 Entire

Section	Overall	1200m	1000m	800m	600m	400m	200m
Section Times	1:22.99 [13] (0:12.12)	1:10.87 [12] (0:12.05)	0:58.82 [13] (0:11.93)	0:46.89 [13] (0:11.78)	0:35.11 [13] (0:11.46)	0:23.65 [13] (0:11.61)	0:12.04 [13] (0:12.04)
Average Speed [km/h]	44.7	59.8	60.5	60.7	62.2	61.6	59.9
Top Speed [km/h]	60.0	61.5	61.3	62.9	62.6	62.5	61.0
Avg. Dist. to Rail [m]	9.8	4.7	0.3	1.3	2.0	1.4	0.7
Avg. Stride Freq. [Hz]	2.1	2.2	2.2	2.2	2.3	2.3	2.3
Avg. Stride Length [m]	5.9	7.4	7.6	7.7	7.6	7.4	7.3



- [] Ranking at each section and finish
- .-.- No data available at this section
- NA No data available

Track Rating: Good 4, Weather: Overcast, Rail Position: +2.5m Entire

Section														
Field Times		Overall	1400m	1200m	1000m	800m	600m	400m	Last 600m					
		1:41.88 (0:17.86)	1:24.02 (0:12.10)	1:11.92 (0:12.02)	0:59.90 (0:12.36)	0:47.54 (0:12.50)	0:35.04 (0:11.97)	0:23.07 (0:11.52)	0:35.04					
Rank	TAB	Horse/Jockey	Barrier	Top Speed [km/h]	Fastest Section								Distance Travelled [m]	
1	6	PRADO Karl Zechner	1	66.7 400m	0:11.16 400m	1:41.88 [1] (0:18.63)	1:23.25 [7] (0:12.03)	1:11.22 [8] (0:12.23)	0:58.99 [8] (0:12.29)	0:46.70 [6] (0:12.37)	0:34.33 [6] (0:11.84)	0:22.49 [7] (0:11.16)	0:34.33	
2	2	SECOND SUN Boris Thornton	10	65.1 200m	0:11.49 400m	1:41.98 [2] (0:18.38)	1:23.60 [6] (0:11.76)	1:11.84 [2] (0:11.95)	0:59.89 [2] (0:12.43)	0:47.46 [2] (0:12.41)	0:35.05 [2] (0:11.94)	0:23.11 [2] (0:11.49)	0:35.05	+7
3	5	METCALFE Jag Guthmann-Chester	5	64.4 200m	0:11.40 400m	1:42.26 [3] (0:18.24)	1:24.02 [4] (0:12.08)	1:11.94 [5] (0:12.36)	0:59.58 [5] (0:12.53)	0:47.05 [7] (0:12.38)	0:34.67 [7] (0:11.74)	0:22.93 [6] (0:11.40)	0:34.67	+2
4	1	NESCAFFIER Andrew Mallyon	9	65.7 Overall	0:11.52 400m	1:42.38 [4] (0:17.86)	1:24.52 [1] (0:12.10)	1:12.42 [1] (0:12.02)	1:00.40 [1] (0:12.36)	0:48.04 [1] (0:12.50)	0:35.54 [1] (0:11.97)	0:23.57 [1] (0:11.52)	0:35.54	+2
5	7	WORTH AVENUE Robbie Dolan	4	64.4 400m	0:11.45 200m	1:42.48 [5] (0:18.78)	1:23.70 [9] (0:12.02)	1:11.68 [9] (0:12.20)	0:59.48 [9] (0:12.39)	0:47.09 [9] (0:12.44)	0:34.65 [9] (0:11.68)	0:22.97 [9] (0:11.52)	0:34.65	+6
6	9	RED STAR RUBI Luke Dempsey	3	64.5 600m	0:11.57 400m	1:42.49 [6] (0:18.36)	1:24.13 [5] (0:12.10)	1:12.03 [6] (0:12.31)	0:59.72 [6] (0:12.34)	0:47.38 [5] (0:12.34)	0:35.04 [5] (0:11.78)	0:23.26 [5] (0:11.57)	0:35.04	+0
7	12	HELLO IN THERE Georgina Cartwright	6	64.6 400m	0:11.55 200m	1:42.52 [7] (0:18.65)	1:23.87 [8] (0:11.88)	1:11.99 [7] (0:12.27)	0:59.72 [7] (0:12.46)	0:47.26 [8] (0:12.36)	0:34.90 [8] (0:11.79)	0:23.11 [8] (0:11.56)	0:34.90	+8
8	3	BOW TIE AFFAIR Ron Stewart	2	63.8 400m	0:11.51 400m	1:42.56 [8] (0:18.17)	1:24.39 [3] (0:12.06)	1:12.33 [4] (0:12.18)	1:00.15 [3] (0:12.32)	0:47.83 [3] (0:12.46)	0:35.37 [3] (0:11.93)	0:23.44 [4] (0:11.51)	0:35.37	+1
9	4	PEACEFUL PRINCE James Orman	8	64.7 Overall	0:11.64 400m	1:42.61 [9] (0:18.07)	1:24.54 [2] (0:12.09)	1:12.45 [3] (0:12.33)	1:00.12 [4] (0:12.40)	0:47.72 [4] (0:12.41)	0:35.31 [4] (0:11.75)	0:23.56 [3] (0:11.64)	0:35.31	+5
10	10	ELLE MAGIC Emily Lang	7	64.9 600m	0:11.57 600m	1:42.84 [10] (0:19.16)	1:23.68 [10] (0:12.14)	1:11.54 [10] (0:12.19)	0:59.35 [10] (0:12.17)	0:47.18 [10] (0:12.41)	0:34.77 [10] (0:11.57)	0:23.20 [10] (0:11.59)	0:34.77	+6

Scratched: Zephyrz Zoom (#11), Whomsoever (#8)



Ipswich QLD Professional
Race 4: GORDON'S GIN Class 1 Handicap - 1666m
 28 November 2024 - 15:28



Track Rating: Good 4, Weather: Overcast, Rail Position: +2.5m Entire

Section							200m			Last 600m
Field Times							0:11.55			0:35.04
Rank	TAB	Horse/Jockey	Barrier	Top Speed [km/h]	Fastest Section	Margin			Distance Travelled [m]	
1	6	PRADO Karl Zechner	1	66.7 400m	0:11.16 400m	0:11.33 [3] (0:11.33)	1:41.88		0:34.33	
2	2	SECOND SUN Boris Thornton	10	65.1 200m	0:11.49 400m	0:11.62 [2] (0:11.62)	0.54L		0:35.05 +7	
3	5	METCALFE Jag Guthmann-Chester	5	64.4 200m	0:11.40 400m	0:11.53 [6] (0:11.53)	2.23L		0:34.67 +2	
4	1	NESCAFFIER Andrew Mallyon	9	65.7 Overall	0:11.52 400m	0:12.05 [1] (0:12.05)	2.92L		0:35.54 +2	
5	7	WORTH AVENUE Robbie Dolan	4	64.4 400m	0:11.45 200m	0:11.45 [9] (0:11.45)	3.53L		0:34.65 +6	
6	9	RED STAR RUBI Luke Dempsey	3	64.5 600m	0:11.57 400m	0:11.69 [7] (0:11.69)	3.57L		0:35.04 +0	
7	12	HELLO IN THERE Georgina Cartwright	6	64.6 400m	0:11.55 200m	0:11.55 [8] (0:11.55)	3.72L		0:34.90 +8	
8	3	BOW TIE AFFAIR Ron Stewart	2	63.8 400m	0:11.51 400m	0:11.93 [4] (0:11.93)	3.97L		0:35.37 +1	
9	4	PEACEFUL PRINCE James Orman	8	64.7 Overall	0:11.64 400m	0:11.92 [5] (0:11.92)	4.27L		0:35.31 +5	
10	10	ELLE MAGIC Emily Lang	7	64.9 600m	0:11.57 600m	0:11.61 [10] (0:11.61)	5.62L		0:34.77 +6	

Scratched: Zephyrz Zoom (#11), Whomsoever (#8)

[] Ranking at each section and finish
 -:-:- No data available at this section
 NA No data available

SCN Saddle cloth number
 DNF Did not finish
 DNT Did not track



Horse/Jockey Name	Prado
Final Rank	1
Fastest Section Time (Section)	0:11.16 (400m)
Top Speed [km/h] (Section)	66.7 (400m)
Race State	Finished



Ipswich QLD Professional

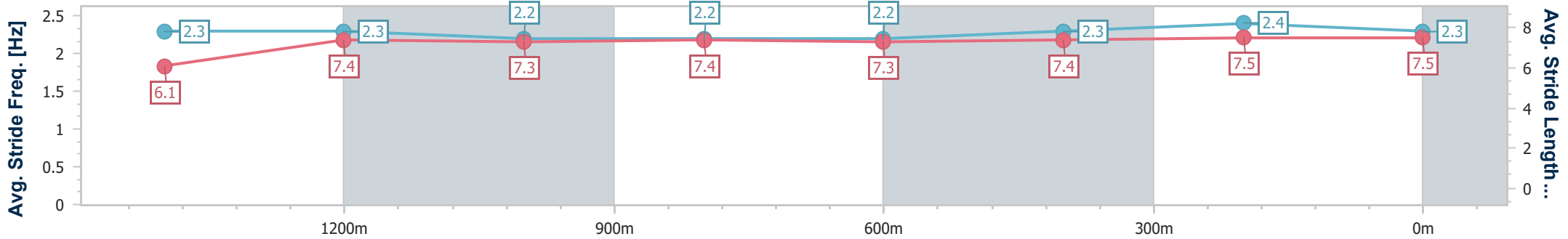
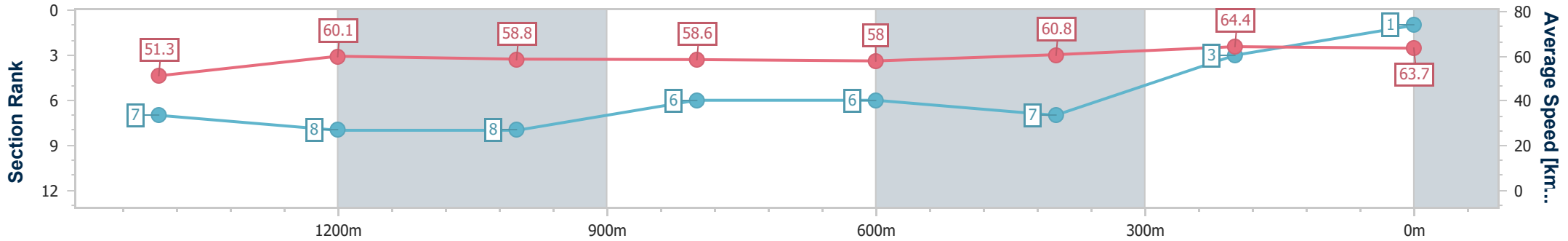
Race 4: GORDON'S GIN Class 1 Handicap - 1666m

28 November 2024 - 15:28

Track Rating: Good 4, Weather: Overcast, Rail Position: +2.5m Entire



Section	Overall	1400m	1200m	1000m	800m	600m	400m	200m
Section Times	1:41.88 [1] (0:18.63)	1:23.25 [7] (0:12.03)	1:11.22 [8] (0:12.23)	0:58.99 [8] (0:12.29)	0:46.70 [6] (0:12.37)	0:34.33 [6] (0:11.84)	0:22.49 [7] (0:11.16)	0:11.33 [3] (0:11.33)
Average Speed [km/h]	51.3	60.1	58.8	58.6	58.0	60.8	64.4	63.7
Top Speed [km/h]	63.4	62.9	59.9	59.7	58.9	63.1	66.7	64.7
Avg. Dist. to Rail [m]	1.7	0.4	0.4	0.3	0.4	0.3	0.5	2.4
Avg. Stride Freq. [Hz]	2.3	2.3	2.2	2.2	2.2	2.3	2.4	2.3
Avg. Stride Length [m]	6.1	7.4	7.3	7.4	7.3	7.4	7.5	7.5



- [] Ranking at each section and finish
- .-.- No data available at this section
- NA No data available



Horse/Jockey Name	Second Sun
Final Rank	2
Fastest Section Time (Section)	0:11.49 (400m)
Top Speed [km/h] (Section)	65.1 (200m)
Race State	Finished



Ipswich QLD Professional

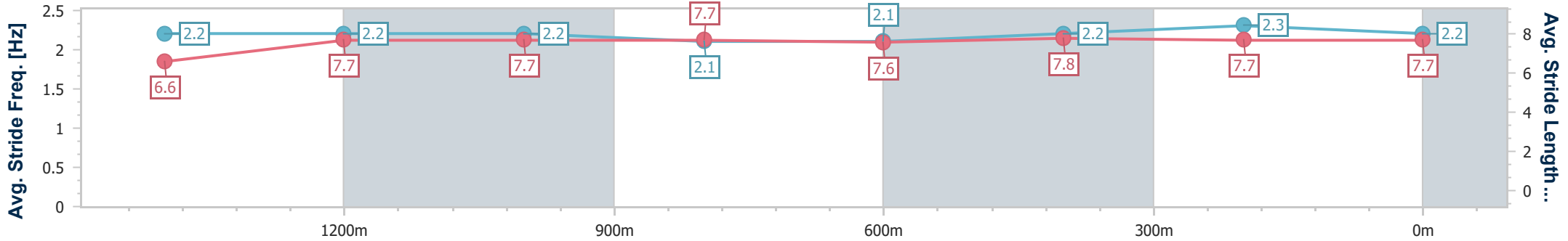
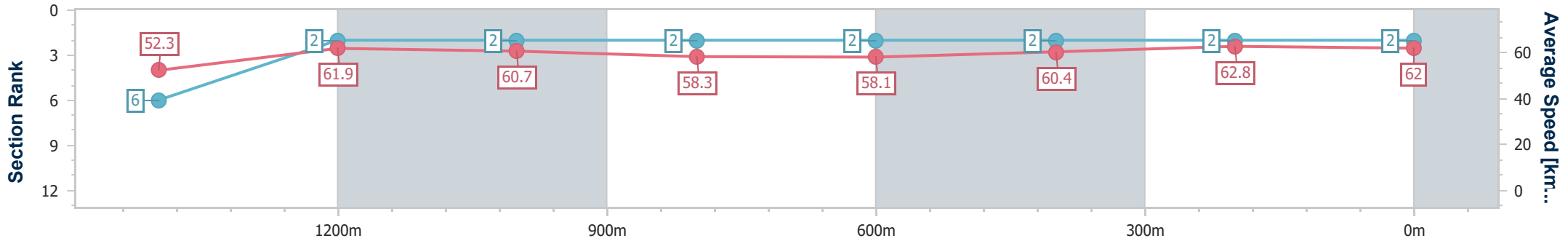
Race 4: GORDON'S GIN Class 1 Handicap - 1666m

28 November 2024 - 15:28

Track Rating: Good 4, Weather: Overcast, Rail Position: +2.5m Entire



Section	Overall	1400m	1200m	1000m	800m	600m	400m	200m
Section Times	1:41.98 [2] (0:18.38)	1:23.60 [6] (0:11.76)	1:11.84 [2] (0:11.95)	0:59.89 [2] (0:12.43)	0:47.46 [2] (0:12.41)	0:35.05 [2] (0:11.94)	0:23.11 [2] (0:11.49)	0:11.62 [2] (0:11.62)
Average Speed [km/h]	52.3	61.9	60.7	58.3	58.1	60.4	62.8	62.0
Top Speed [km/h]	64.5	63.0	62.3	59.0	58.8	62.5	63.5	65.1
Avg. Dist. to Rail [m]	8.0	2.3	1.9	1.8	1.0	0.6	0.6	2.0
Avg. Stride Freq. [Hz]	2.2	2.2	2.2	2.1	2.1	2.2	2.3	2.2
Avg. Stride Length [m]	6.6	7.7	7.7	7.7	7.6	7.8	7.7	7.7



- [] Ranking at each section and finish
- .-.- No data available at this section
- NA No data available



Horse/Jockey Name	Metcalfe
Final Rank	3
Fastest Section Time (Section)	0:11.40 (400m)
Top Speed [km/h] (Section)	64.4 (200m)
Race State	Finished



Ipswich QLD Professional

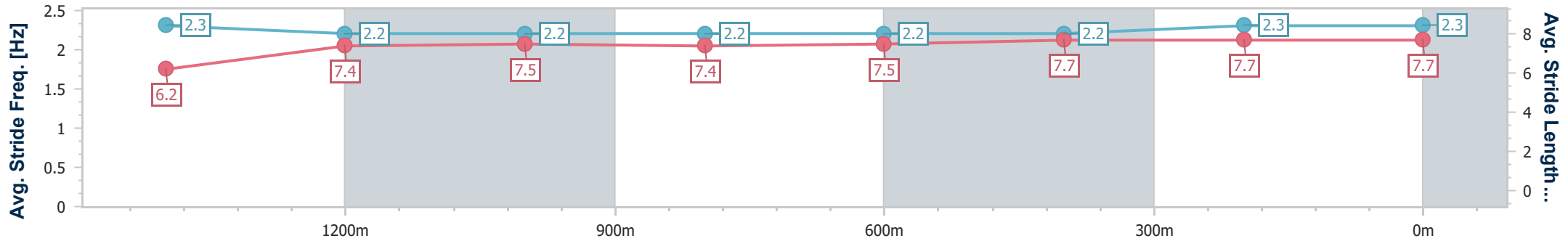
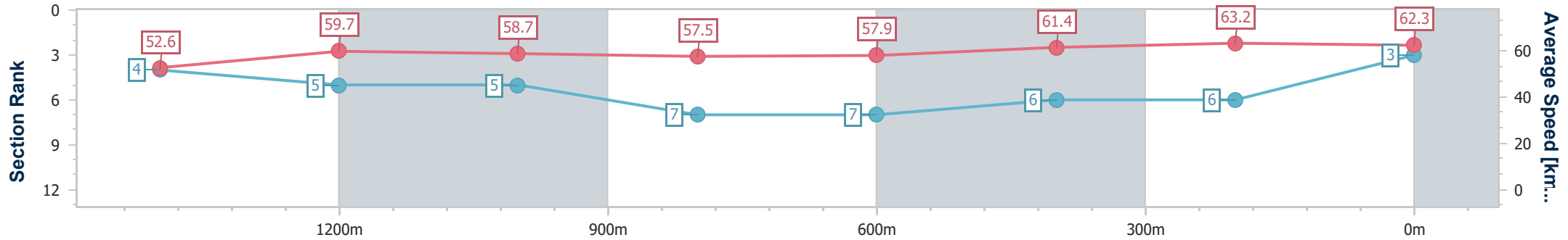
Race 4: GORDON'S GIN Class 1 Handicap - 1666m

28 November 2024 - 15:28

Track Rating: Good 4, Weather: Overcast, Rail Position: +2.5m Entire



Section	Overall	1400m	1200m	1000m	800m	600m	400m	200m
Section Times	1:42.26 [3] (0:18.24)	1:24.02 [4] (0:12.08)	1:11.94 [5] (0:12.36)	0:59.58 [5] (0:12.53)	0:47.05 [7] (0:12.38)	0:34.67 [7] (0:11.74)	0:22.93 [6] (0:11.40)	0:11.53 [6] (0:11.53)
Average Speed [km/h]	52.6	59.7	58.7	57.5	57.9	61.4	63.2	62.3
Top Speed [km/h]	62.7	62.7	59.4	58.6	59.7	62.8	64.3	64.4
Avg. Dist. to Rail [m]	3.9	1.0	1.5	1.1	1.1	0.7	1.2	3.7
Avg. Stride Freq. [Hz]	2.3	2.2	2.2	2.2	2.2	2.2	2.3	2.3
Avg. Stride Length [m]	6.2	7.4	7.5	7.4	7.5	7.7	7.7	7.7



- [] Ranking at each section and finish
- .-.- No data available at this section
- NA No data available



Horse/Jockey Name	Nescaffier
Final Rank	4
Fastest Section Time (Section)	0:11.52 (400m)
Top Speed [km/h] (Section)	65.7 (Overall)
Race State	Finished



Ipswich QLD Professional

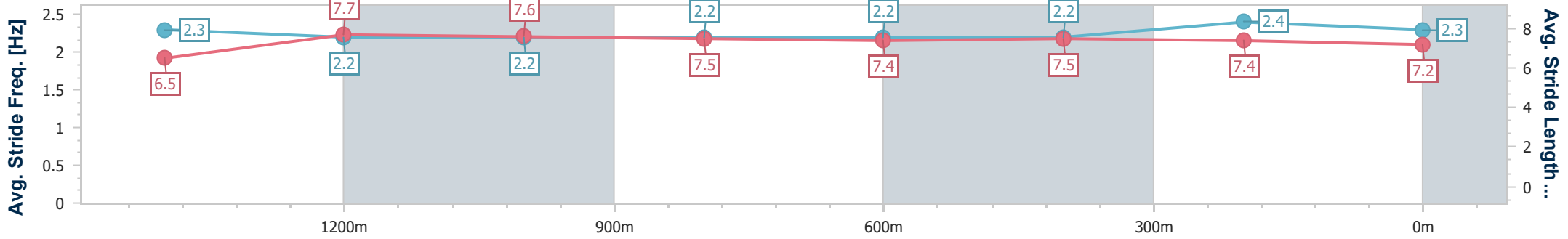
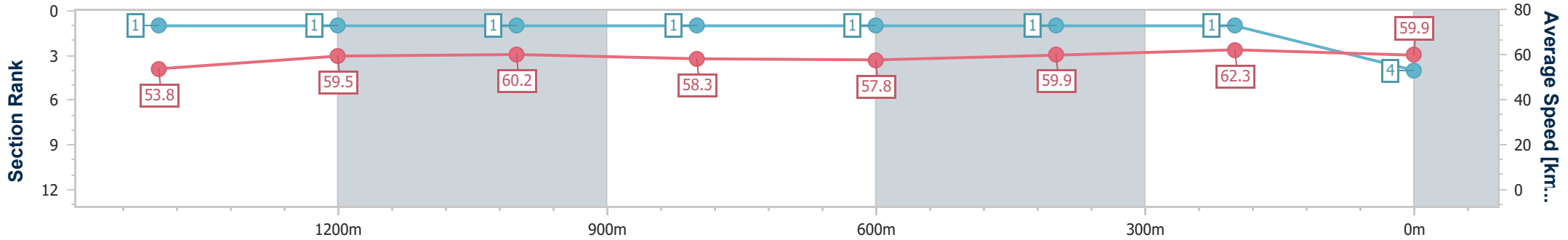
Race 4: GORDON'S GIN Class 1 Handicap - 1666m

28 November 2024 - 15:28

Track Rating: Good 4, Weather: Overcast, Rail Position: +2.5m Entire



Section	Overall	1400m	1200m	1000m	800m	600m	400m	200m
Section Times	1:42.38 [4] (0:17.86)	1:24.52 [1] (0:12.10)	1:12.42 [1] (0:12.02)	1:00.40 [1] (0:12.36)	0:48.04 [1] (0:12.50)	0:35.54 [1] (0:11.97)	0:23.57 [1] (0:11.52)	0:12.05 [1] (0:12.05)
Average Speed [km/h]	53.8	59.5	60.2	58.3	57.8	59.9	62.3	59.9
Top Speed [km/h]	65.7	63.1	60.9	60.2	59.0	62.1	63.0	61.7
Avg. Dist. to Rail [m]	8.5	0.7	0.8	0.9	0.3	0.5	0.8	0.6
Avg. Stride Freq. [Hz]	2.3	2.2	2.2	2.2	2.2	2.2	2.4	2.3
Avg. Stride Length [m]	6.5	7.7	7.6	7.5	7.4	7.5	7.4	7.2



- [] Ranking at each section and finish
- .-.- No data available at this section
- NA No data available



Horse/Jockey Name	Worth Avenue
Final Rank	5
Fastest Section Time (Section)	0:11.45 (200m)
Top Speed [km/h] (Section)	64.4 (400m)
Race State	Finished



Ipswich QLD Professional

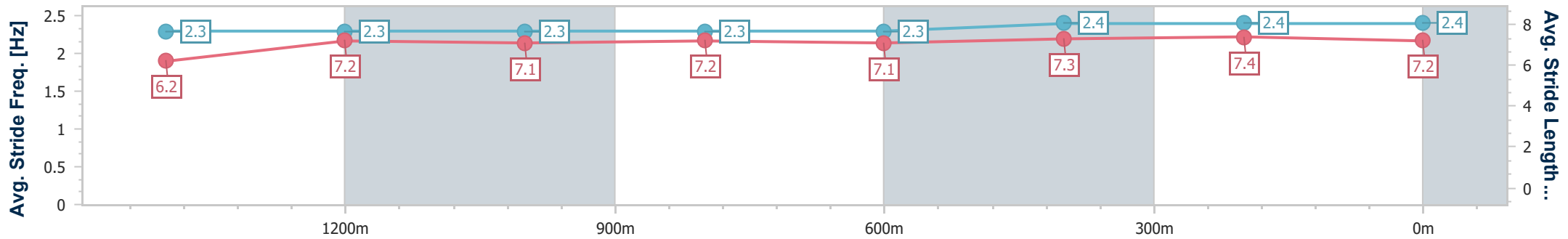
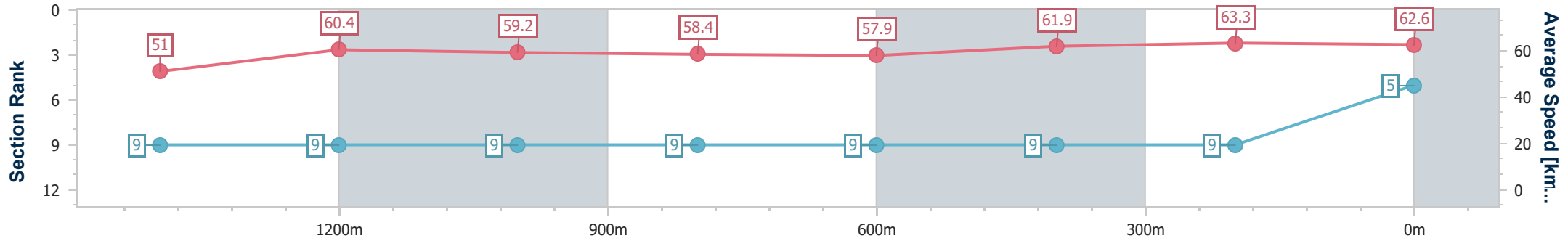
Race 4: GORDON'S GIN Class 1 Handicap - 1666m

28 November 2024 - 15:28

Track Rating: Good 4, Weather: Overcast, Rail Position: +2.5m Entire



Section	Overall	1400m	1200m	1000m	800m	600m	400m	200m
Section Times	1:42.48 [5] (0:18.78)	1:23.70 [9] (0:12.02)	1:11.68 [9] (0:12.20)	0:59.48 [9] (0:12.39)	0:47.09 [9] (0:12.44)	0:34.65 [9] (0:11.68)	0:22.97 [9] (0:11.52)	0:11.45 [9] (0:11.45)
Average Speed [km/h]	51.0	60.4	59.2	58.4	57.9	61.9	63.3	62.6
Top Speed [km/h]	62.8	62.1	60.3	60.0	58.8	63.0	64.4	64.4
Avg. Dist. to Rail [m]	3.2	1.0	1.2	1.2	0.6	1.2	3.6	6.1
Avg. Stride Freq. [Hz]	2.3	2.3	2.3	2.3	2.3	2.4	2.4	2.4
Avg. Stride Length [m]	6.2	7.2	7.1	7.2	7.1	7.3	7.4	7.2



- [] Ranking at each section and finish
- .-.- No data available at this section
- NA No data available



Horse/Jockey Name	Red Star Rubi
Final Rank	6
Fastest Section Time (Section)	0:11.57 (400m)
Top Speed [km/h] (Section)	64.5 (600m)
Race State	Finished



Ipswich QLD Professional

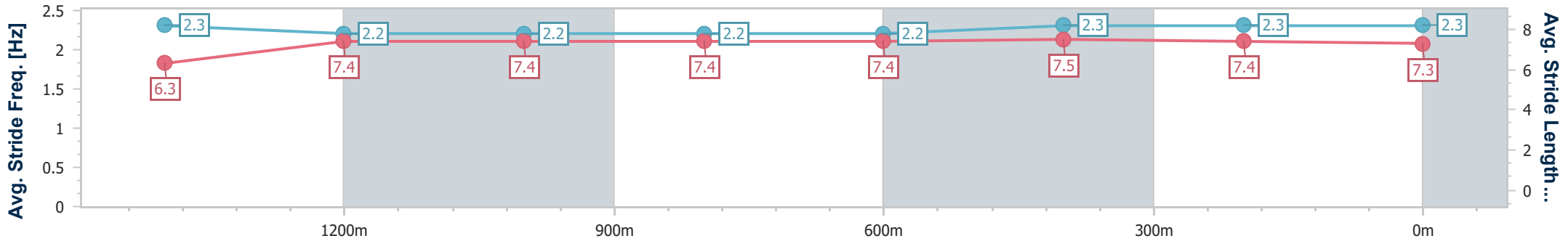
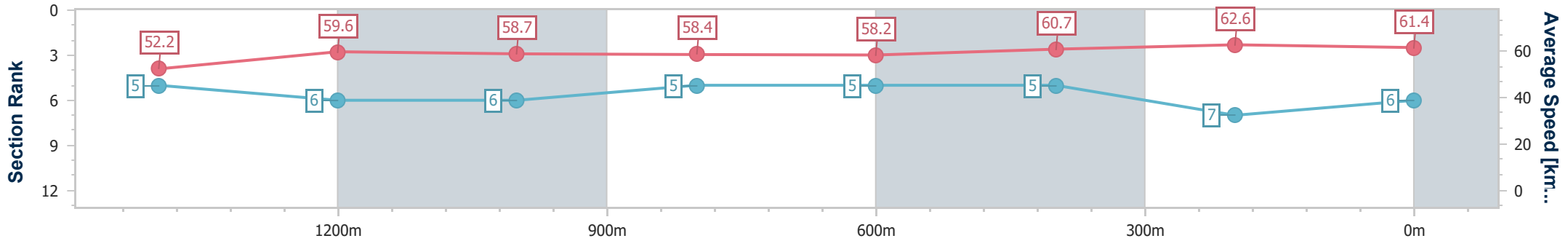
Race 4: GORDON'S GIN Class 1 Handicap - 1666m

28 November 2024 - 15:28

Track Rating: Good 4, Weather: Overcast, Rail Position: +2.5m Entire



Section	Overall	1400m	1200m	1000m	800m	600m	400m	200m
Section Times	1:42.49 [6] (0:18.36)	1:24.13 [5] (0:12.10)	1:12.03 [6] (0:12.31)	0:59.72 [6] (0:12.34)	0:47.38 [5] (0:12.34)	0:35.04 [5] (0:11.78)	0:23.26 [5] (0:11.57)	0:11.69 [7] (0:11.69)
Average Speed [km/h]	52.2	59.6	58.7	58.4	58.2	60.7	62.6	61.4
Top Speed [km/h]	63.2	62.0	59.7	59.3	58.7	64.5	64.3	62.6
Avg. Dist. to Rail [m]	2.7	0.4	0.6	0.4	1.0	1.4	1.3	1.6
Avg. Stride Freq. [Hz]	2.3	2.2	2.2	2.2	2.2	2.3	2.3	2.3
Avg. Stride Length [m]	6.3	7.4	7.4	7.4	7.4	7.5	7.4	7.3



- [] Ranking at each section and finish
- .-.- No data available at this section
- NA No data available



Horse/Jockey Name	Hello In There
Final Rank	7
Fastest Section Time (Section)	0:11.55 (200m)
Top Speed [km/h] (Section)	64.6 (400m)
Race State	Finished



Ipswich QLD Professional

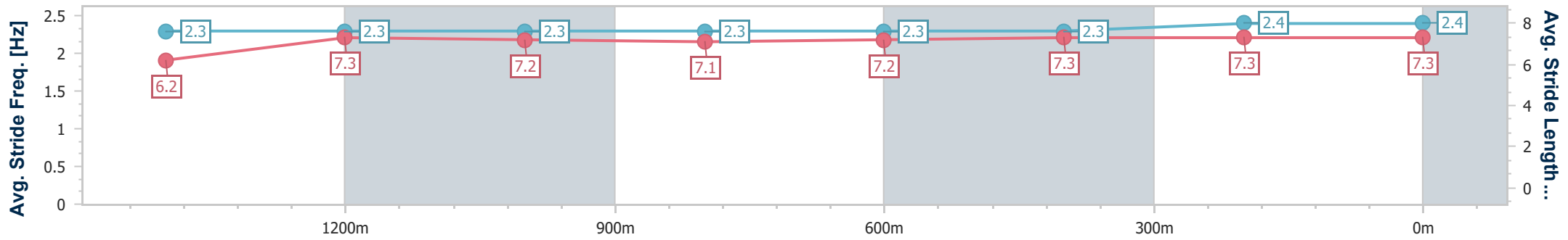
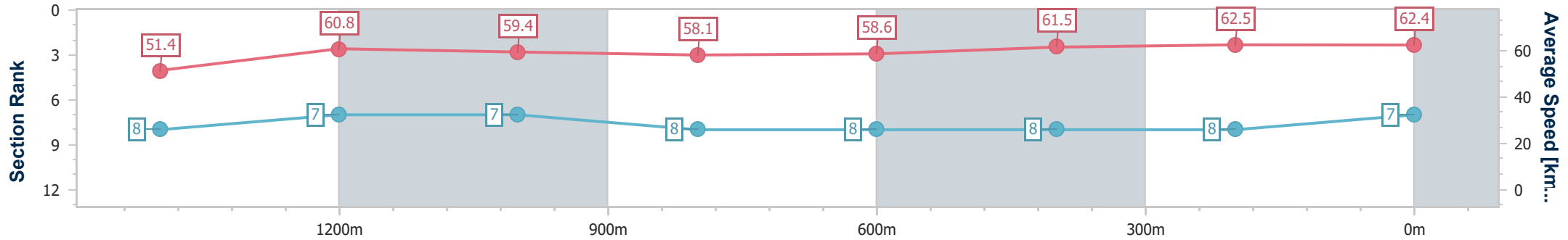
Race 4: GORDON'S GIN Class 1 Handicap - 1666m

28 November 2024 - 15:28

Track Rating: Good 4, Weather: Overcast, Rail Position: +2.5m Entire



Section	Overall	1400m	1200m	1000m	800m	600m	400m	200m					
Section Times	1:42.52 [7] (0:18.65)	1:23.87 [8] (0:11.88)	1:11.99 [7] (0:12.27)	0:59.72 [7] (0:12.46)	0:47.26 [8] (0:12.36)	0:34.90 [8] (0:11.79)	0:23.11 [8] (0:11.56)	0:11.55 [8] (0:11.55)					
Average Speed [km/h]	51.4	60.8	59.4	58.1	58.6	61.5	62.5	62.4					
Top Speed [km/h]	63.5	62.2	60.2	59.8	60.4	63.0	64.6	64.0					
Avg. Dist. to Rail [m]	3.9	0.8	2.3	3.1	1.9	1.5	1.9	5.0					
Avg. Stride Freq. [Hz]	2.3	2.3	2.3	2.3	2.3	2.3	2.4	2.4					
Avg. Stride Length [m]	6.2	7.3	7.2	7.1	7.2	7.3	7.3	7.3					



- [] Ranking at each section and finish
- .-.- No data available at this section
- NA No data available



Horse/Jockey Name	Bow Tie Affair
Final Rank	8
Fastest Section Time (Section)	0:11.51 (400m)
Top Speed [km/h] (Section)	63.8 (400m)
Race State	Finished



Ipswich QLD Professional

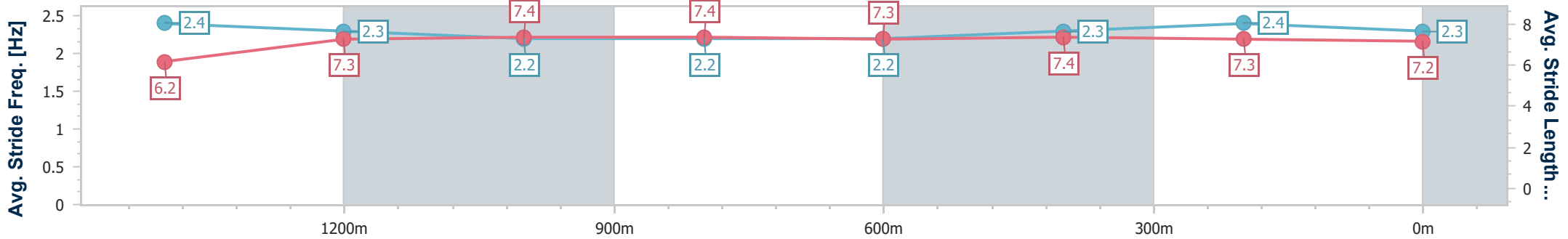
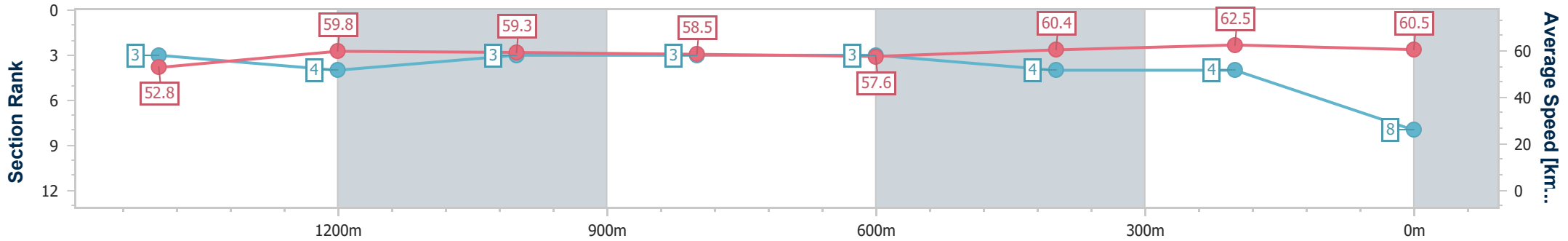
Race 4: GORDON'S GIN Class 1 Handicap - 1666m

28 November 2024 - 15:28

Track Rating: Good 4, Weather: Overcast, Rail Position: +2.5m Entire



Section	Overall	1400m	1200m	1000m	800m	600m	400m	200m						
Section Times	1:42.56 [8] (0:18.17)	1:24.39 [3] (0:12.06)	1:12.33 [4] (0:12.18)	1:00.15 [3] (0:12.32)	0:47.83 [3] (0:12.46)	0:35.37 [3] (0:11.93)	0:23.44 [4] (0:11.51)	0:11.93 [4] (0:11.93)						
Average Speed [km/h]	52.8	59.8	59.3	58.5	57.6	60.4	62.5	60.5						
Top Speed [km/h]	63.1	62.1	60.3	59.5	59.4	61.8	63.8	62.3						
Avg. Dist. to Rail [m]	2.2	0.4	0.6	0.6	0.2	0.3	1.2	2.8						
Avg. Stride Freq. [Hz]	2.4	2.3	2.2	2.2	2.2	2.3	2.4	2.3						
Avg. Stride Length [m]	6.2	7.3	7.4	7.4	7.3	7.4	7.3	7.2						



- [] Ranking at each section and finish
- .-.-.- No data available at this section
- NA No data available



Horse/Jockey Name	Peaceful Prince
Final Rank	9
Fastest Section Time (Section)	0:11.64 (400m)
Top Speed [km/h] (Section)	64.7 (Overall)
Race State	Finished



Ipswich QLD Professional

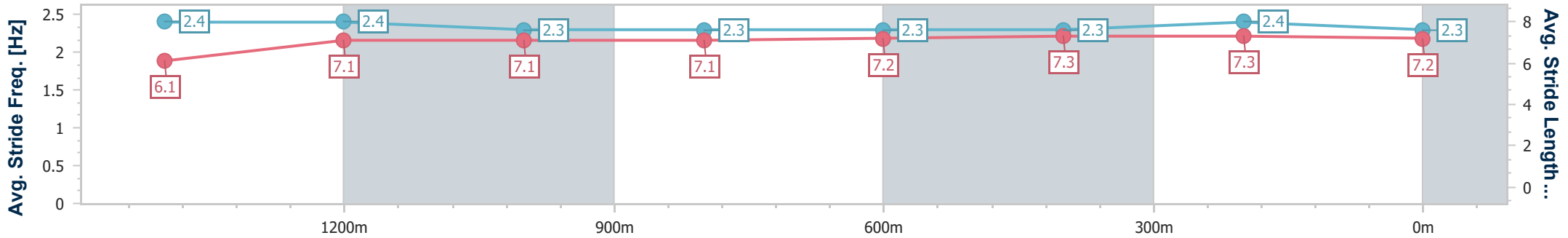
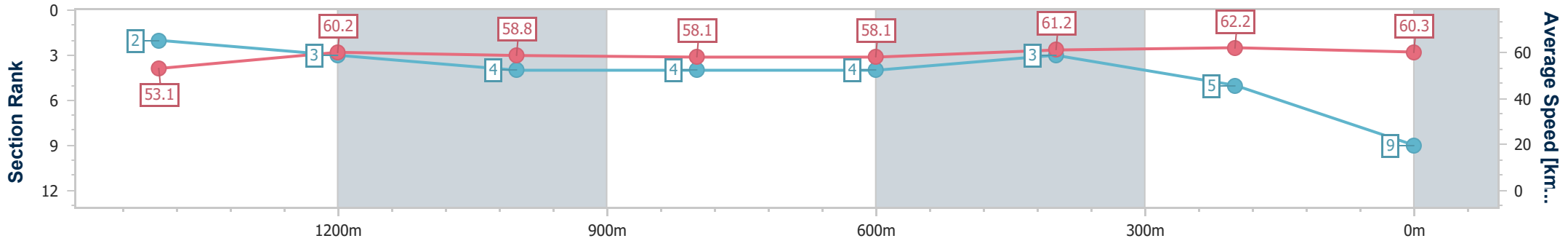
Race 4: GORDON'S GIN Class 1 Handicap - 1666m

28 November 2024 - 15:28

Track Rating: Good 4, Weather: Overcast, Rail Position: +2.5m Entire



Section	Overall	1400m	1200m	1000m	800m	600m	400m	200m
Section Times	1:42.61 [9] (0:18.07)	1:24.54 [2] (0:12.09)	1:12.45 [3] (0:12.33)	1:00.12 [4] (0:12.40)	0:47.72 [4] (0:12.41)	0:35.31 [4] (0:11.75)	0:23.56 [3] (0:11.64)	0:11.92 [5] (0:11.92)
Average Speed [km/h]	53.1	60.2	58.8	58.1	58.1	61.2	62.2	60.3
Top Speed [km/h]	64.7	63.9	59.6	59.0	59.2	64.0	63.3	62.4
Avg. Dist. to Rail [m]	6.3	1.7	1.6	1.2	0.3	0.4	2.2	4.7
Avg. Stride Freq. [Hz]	2.4	2.4	2.3	2.3	2.3	2.3	2.4	2.3
Avg. Stride Length [m]	6.1	7.1	7.1	7.1	7.2	7.3	7.3	7.2



- [] Ranking at each section and finish
- .-.- No data available at this section
- NA No data available



Horse/Jockey Name	Elle Magic
Final Rank	10
Fastest Section Time (Section)	0:11.57 (600m)
Top Speed [km/h] (Section)	64.9 (600m)
Race State	Finished



Ipswich QLD Professional

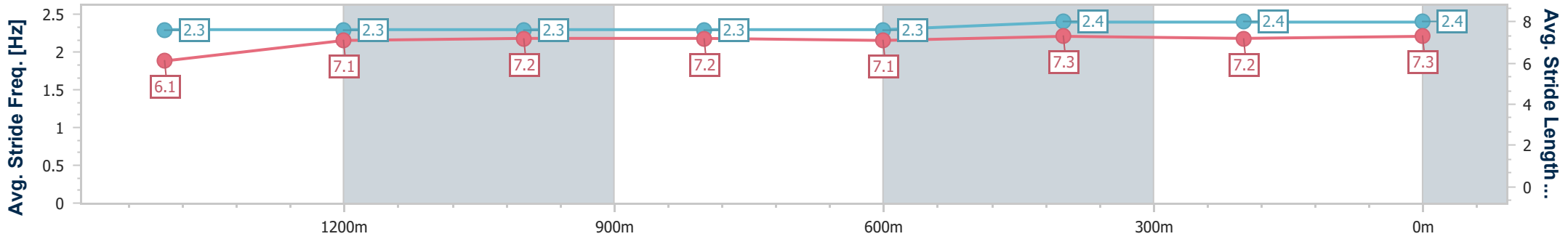
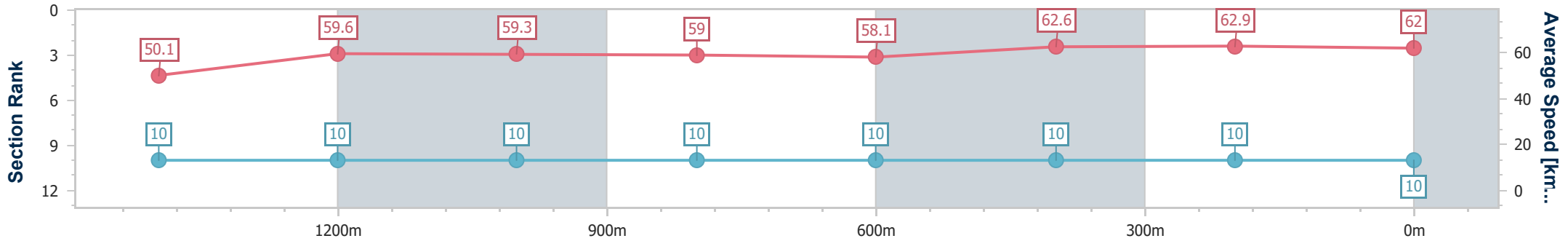
Race 4: GORDON'S GIN Class 1 Handicap - 1666m

28 November 2024 - 15:28

Track Rating: Good 4, Weather: Overcast, Rail Position: +2.5m Entire



Section	Overall	1400m	1200m	1000m	800m	600m	400m	200m					
Section Times	1:42.84 [10] (0:19.16)	1:23.68 [10] (0:12.14)	1:11.54 [10] (0:12.19)	0:59.35 [10] (0:12.17)	0:47.18 [10] (0:12.41)	0:34.77 [10] (0:11.57)	0:23.20 [10] (0:11.59)	0:11.61 [10] (0:11.61)					
Average Speed [km/h]	50.1	59.6	59.3	59.0	58.1	62.6	62.9	62.0					
Top Speed [km/h]	61.5	61.1	61.5	61.8	59.7	64.9	63.4	63.1					
Avg. Dist. to Rail [m]	5.3	1.2	0.6	0.5	0.6	1.1	3.9	6.0					
Avg. Stride Freq. [Hz]	2.3	2.3	2.3	2.3	2.3	2.4	2.4	2.4					
Avg. Stride Length [m]	6.1	7.1	7.2	7.2	7.1	7.3	7.2	7.3					



- [] Ranking at each section and finish
- .-.- No data available at this section
- NA No data available

Ipswich QLD Professional

Race 5: BARRIER REEF POOLS BENCHMARK 68 Handicap - 2150m

28 November 2024 - 16:05

Track Rating: Good 4, Weather: Overcast, Rail Position: +2.5m Entire

Section		Overall	2000m	1800m	1600m	1400m	1200m	1000m	Last 600m				
Field Times		2:13.49 (0:11.47)	2:02.02 (0:11.28)	1:50.74 (0:11.79)	1:38.95 (0:12.27)	1:26.68 (0:13.21)	1:13.47 (0:13.13)	1:00.34 (0:12.39)	0:36.01				
Rank	TAB Horse/Jockey	Barrier	Top Speed [km/h]	Fastest Section									Distance Travelled [m]
1	5 HALLSIDE MARTINI Taylor Marshall	6	65.2 2000m	0:11.23 2000m	2:13.49 [1] (0:11.88)	2:01.61 [8] (0:11.23)	1:50.38 [7] (0:12.14)	1:38.24 [7] (0:12.62)	1:25.62 [8] (0:13.09)	1:12.53 [7] (0:13.11)	0:59.42 [7] (0:12.39)	0:35.21	
2	7 BITOFTHEBLARNEY Bailey Wheeler	4	65.7 2000m	0:11.20 2000m	2:13.49 [2] (0:11.61)	2:01.88 [2] (0:11.20)	1:50.68 [3] (0:11.94)	1:38.74 [4] (0:12.51)	1:26.23 [4] (0:13.10)	1:13.13 [3] (0:13.15)	0:59.98 [3] (0:12.44)	0:35.59	-1
3	14 TWISTED MISTRESS Jason Taylor	11	65.8 2000m	0:11.07 2000m	2:13.70 [3] (0:11.79)	2:01.91 [5] (0:11.07)	1:50.84 [4] (0:11.74)	1:39.10 [2] (0:12.25)	1:26.85 [2] (0:13.31)	1:13.54 [2] (0:13.08)	1:00.46 [2] (0:12.30)	0:36.22	+7
4	10 SMOOTH TORQUE Jake Bayliss	7	64.0 2000m	0:11.32 2000m	2:13.80 [4] (0:11.95)	2:01.85 [9] (0:11.32)	1:50.53 [8] (0:12.23)	1:38.30 [9] (0:12.71)	1:25.59 [10] (0:13.05)	1:12.54 [9] (0:13.11)	0:59.43 [9] (0:12.48)	0:35.29	+0
5	1 GRIPPING Jasper Franklin	12	63.1 800m	0:11.56 2000m	2:14.01 [5] (0:12.08)	2:01.93 [11] (0:11.56)	1:50.37 [11] (0:12.32)	1:38.05 [12] (0:12.60)	1:25.45 [11] (0:13.09)	1:12.36 [11] (0:13.05)	0:59.31 [11] (0:12.45)	0:35.27	+8
6	12 RHODES Mark Du Plessis	1	64.3 2000m	0:11.33 2000m	2:14.03 [6] (0:11.47)	2:02.56 [1] (0:11.33)	1:51.23 [2] (0:12.13)	1:39.10 [6] (0:12.59)	1:26.51 [6] (0:13.12)	1:13.39 [5] (0:13.19)	1:00.20 [6] (0:12.35)	0:35.88	+1
7	4 VICTORY COMMAND Robbie Dolan	3	63.9 2000m	0:11.39 2000m	2:14.19 [7] (0:11.98)	2:02.21 [10] (0:11.39)	1:50.82 [10] (0:12.04)	1:38.78 [8] (0:12.42)	1:26.36 [7] (0:13.34)	1:13.02 [8] (0:13.03)	0:59.99 [8] (0:12.41)	0:35.89	+8
8	9 JUNGLE JET James Orman	5	66.4 2000m	0:11.09 2000m	2:14.21 [8] (0:11.66)	2:02.55 [3] (0:11.09)	1:51.46 [1] (0:11.91)	1:39.55 [3] (0:12.50)	1:27.05 [3] (0:13.31)	1:13.74 [4] (0:13.10)	1:00.64 [4] (0:12.37)	0:36.28	+11
9	13 NEW WORLD TAPESTRY Georgina Cartwright	2	65.1 2000m	0:11.21 2000m	2:14.30 [9] (0:11.79)	2:02.51 [5] (0:11.21)	1:51.30 [6] (0:11.87)	1:39.43 [5] (0:12.45)	1:26.98 [5] (0:13.34)	1:13.64 [6] (0:13.15)	1:00.49 [5] (0:12.42)	0:36.15	+3
10	3 CEREMONIOUS Andrew Mallyon	9	65.1 Overall	0:11.62 2000m	2:14.40 [10] (0:11.73)	2:02.67 [4] (0:11.62)	1:51.05 [9] (0:12.28)	1:38.77 [10] (0:12.46)	1:26.31 [9] (0:13.26)	1:13.05 [10] (0:13.05)	1:00.00 [10] (0:12.41)	0:35.92	+9

Scratched: Gold Prince (#8), Force Me (#16), Aldeenaary (#2), Ichiban (#6)



Ipswich QLD Professional
Race 5: BARRIER REEF POOLS BENCHMARK 68 Handicap - 2150m
 28 November 2024 - 16:05



Track Rating: Good 4, Weather: Overcast, Rail Position: +2.5m Entire

Section		Overall	2000m	1800m	1600m	1400m	1200m	1000m	Last 600m					
Field Times		2:13.49 (0:11.47)	2:02.02 (0:11.28)	1:50.74 (0:11.79)	1:38.95 (0:12.27)	1:26.68 (0:13.21)	1:13.47 (0:13.13)	1:00.34 (0:12.39)	0:36.01					
Rank	TAB Horse/Jockey	Barrier	Top Speed [km/h]	Fastest Section										Distance Travelled [m]
11	11 ACES UP Samantha Collett	10	66.2 2000m	0:11.12 2000m	2:14.60 [11] (0:11.82)	2:02.78 [7] (0:11.12)	1:51.66 [5] (0:11.60)	1:40.06 [1] (0:12.27)	1:27.79 [1] (0:13.21)	1:14.58 [1] (0:13.13)	1:01.45 [1] (0:12.60)	0:36.95	+3	
12	15 NITROGLYCERINE Cejay Graham	8	65.3 2000m	0:11.33 2000m	2:14.92 [12] (0:12.63)	2:02.29 [12] (0:11.33)	1:50.96 [12] (0:11.93)	1:39.03 [11] (0:12.77)	1:26.26 [12] (0:13.00)	1:13.26 [12] (0:13.13)	1:00.13 [12] (0:12.51)	0:35.95	+3	

Scratched: Gold Prince (#8), Force Me (#16), Aldeenaary (#2), Ichiban (#6)

[] Ranking at each section and finish
 -:-:- No data available at this section
 NA No data available

SCN Saddle cloth number
 DNF Did not finish
 DNT Did not track

Track Rating: Good 4, Weather: Overcast, Rail Position: +2.5m Entire

Section										Last 600m		
Field Times				800m	600m	400m	200m			0:36.01		
				0:47.95 (0:11.94)	0:36.01 (0:11.82)	0:24.19 (0:12.00)	0:12.19 (0:12.19)					
Rank	TAB	Horse/Jockey	Barrier	Top Speed [km/h]	Fastest Section					Margin	Distance Travelled [m]	
1	5	HALLSIDE MARTINI Taylor Marshall	6	65.2 2000m	0:11.23 2000m	0:47.03 [7] (0:11.82)	0:35.21 [7] (0:11.67)	0:23.54 [6] (0:11.65)	0:11.89 [3] (0:11.89)	2:13.49	0:35.21	
2	7	BITOFTHEBLARNEY Bailey Wheeler	4	65.7 2000m	0:11.20 2000m	0:47.54 [4] (0:11.95)	0:35.59 [3] (0:11.76)	0:23.83 [3] (0:11.73)	0:12.10 [2] (0:12.10)	0.01L	0:35.59	-1
3	14	TWISTED MISTRESS Jason Taylor	11	65.8 2000m	0:11.07 2000m	0:48.16 [1] (0:11.94)	0:36.22 [1] (0:11.82)	0:24.40 [1] (0:12.00)	0:12.40 [1] (0:12.40)	1.26L	0:36.22	+7
4	10	SMOOTH TORQUE Jake Bayliss	7	64.0 2000m	0:11.32 2000m	0:46.95 [10] (0:11.66)	0:35.29 [10] (0:11.64)	0:23.65 [9] (0:11.70)	0:11.95 [6] (0:11.95)	1.83L	0:35.29	+0
5	1	GRIPPING Jasper Franklin	12	63.1 800m	0:11.56 2000m	0:46.86 [11] (0:11.59)	0:35.27 [11] (0:11.61)	0:23.66 [11] (0:11.76)	0:11.90 [8] (0:11.90)	3.06L	0:35.27	+8
6	12	RHODES Mark Du Plessis	1	64.3 2000m	0:11.33 2000m	0:47.85 [5] (0:11.97)	0:35.88 [6] (0:11.79)	0:24.09 [5] (0:11.84)	0:12.25 [4] (0:12.25)	3.15L	0:35.88	+1
7	4	VICTORY COMMAND Robbie Dolan	3	63.9 2000m	0:11.39 2000m	0:47.58 [8] (0:11.69)	0:35.89 [8] (0:11.82)	0:24.07 [8] (0:12.08)	0:11.99 [11] (0:11.99)	4.1L	0:35.89	+8
8	9	JUNGLE JET James Orman	5	66.4 2000m	0:11.09 2000m	0:48.27 [3] (0:11.99)	0:36.28 [4] (0:11.93)	0:24.35 [4] (0:12.12)	0:12.23 [7] (0:12.23)	4.24L	0:36.28	+11
9	13	NEW WORLD TAPESTRY Georgina Cartwright	2	65.1 2000m	0:11.21 2000m	0:48.07 [6] (0:11.92)	0:36.15 [5] (0:11.83)	0:24.32 [7] (0:12.13)	0:12.19 [9] (0:12.19)	4.77L	0:36.15	+3
10	3	CEREMONIOUS Andrew Mallyon	9	65.1 Overall	0:11.62 2000m	0:47.59 [9] (0:11.67)	0:35.92 [9] (0:11.79)	0:24.13 [10] (0:11.90)	0:12.23 [10] (0:12.23)	5.34L	0:35.92	+9

Scratched: Gold Prince (#8), Force Me (#16), Aldeenaary (#2), Ichiban (#6)



Ipswich QLD Professional
Race 5: BARRIER REEF POOLS BENCHMARK 68 Handicap - 2150m
 28 November 2024 - 16:05



Track Rating: Good 4, Weather: Overcast, Rail Position: +2.5m Entire

Section		800m	600m	400m	200m	Last 600m					
Field Times		0:47.95 (0:11.94)	0:36.01 (0:11.82)	0:24.19 (0:12.00)	0:12.19 (0:12.19)	0:36.01					
Rank	TAB Horse/Jockey	Barrier	Top Speed [km/h]	Fastest Section	Margin				Distance Travelled [m]		
11	11 ACES UP Samantha Collett	10	66.2 2000m	0:11.12 2000m	0:48.85 [2] (0:11.90)	0:36.95 [2] (0:11.93)	0:25.02 [2] (0:12.22)	0:12.80 [5] (0:12.80)	6.5L	0:36.95	+3
12	15 NITROGLYCERINE Cejay Graham	8	65.3 2000m	0:11.33 2000m	0:47.62 [12] (0:11.67)	0:35.95 [12] (0:11.76)	0:24.19 [12] (0:11.88)	0:12.31 [12] (0:12.31)	8.39L	0:35.95	+3

Scratched: Gold Prince (#8), Force Me (#16), Aldeenaary (#2), Ichiban (#6)

[] Ranking at each section and finish
 -:-:-:- No data available at this section
 NA No data available

SCN Saddle cloth number
 DNF Did not finish
 DNT Did not track



Horse/Jockey Name	Hallside Martini
Final Rank	1
Fastest Section Time (Section)	0:11.23 (2000m)
Top Speed [km/h] (Section)	65.2 (2000m)
Race State	Finished



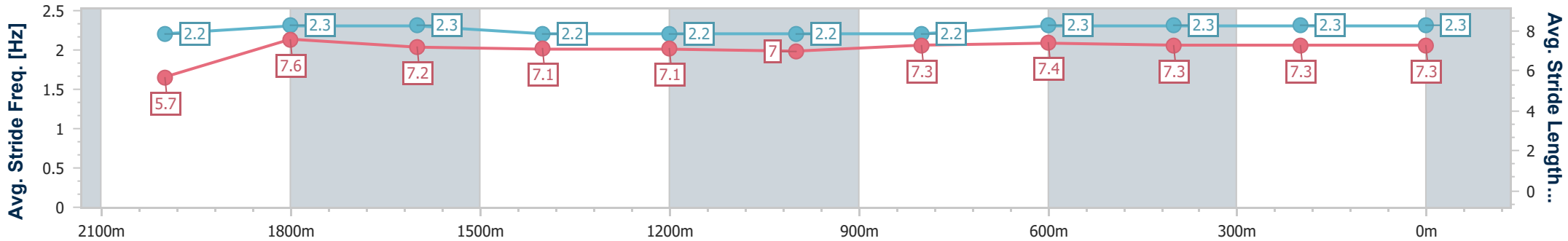
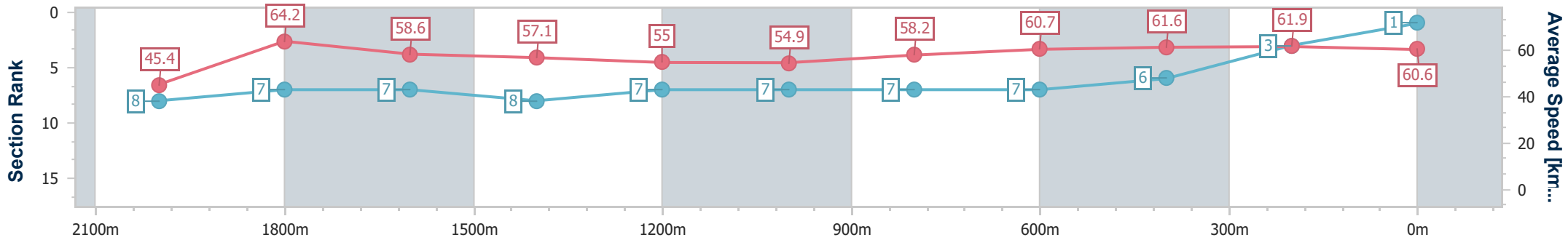
Ipswich QLD Professional
Race 5: BARRIER REEF POOLS BENCHMARK 68 Handicap - 2150m



28 November 2024 - 16:05

Track Rating: Good 4, Weather: Overcast, Rail Position: +2.5m Entire

Section	Overall	2000m	1800m	1600m	1400m	1200m	1000m	800m	600m	400m	200m
Section Times	2:13.49 [1] (0:11.88)	2:01.61 [8] (0:11.23)	1:50.38 [7] (0:12.14)	1:38.24 [7] (0:12.62)	1:25.62 [8] (0:13.09)	1:12.53 [7] (0:13.11)	0:59.42 [7] (0:12.39)	0:47.03 [7] (0:11.82)	0:35.21 [7] (0:11.67)	0:23.54 [6] (0:11.65)	0:11.89 [3] (0:11.89)
Average Speed [km/h]	45.4	64.2	58.6	57.1	55.0	54.9	58.2	60.7	61.6	61.9	60.6
Top Speed [km/h]	64.7	65.2	62.9	58.0	57.5	55.5	62.4	62.3	63.1	62.2	62.1
Avg. Dist. to Rail [m]	3.4	1.0	1.2	0.5	0.2	0.2	0.2	0.2	0.4	1.3	1.9
Avg. Stride Freq. [Hz]	2.2	2.3	2.3	2.2	2.2	2.2	2.2	2.3	2.3	2.3	2.3
Avg. Stride Length [m]	5.7	7.6	7.2	7.1	7.1	7.0	7.3	7.4	7.3	7.3	7.3



- [] Ranking at each section and finish
- .-.- No data available at this section
- NA No data available



Horse/Jockey Name	Bitoftheblarney
Final Rank	2
Fastest Section Time (Section)	0:11.20 (2000m)
Top Speed [km/h] (Section)	65.7 (2000m)
Race State	Finished



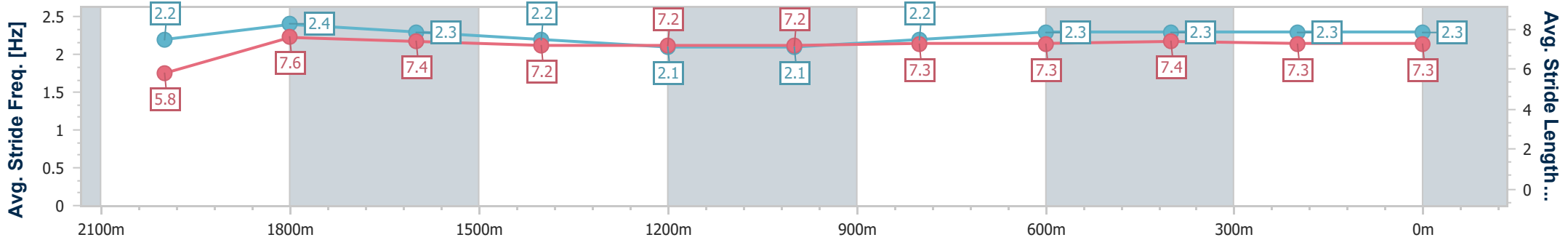
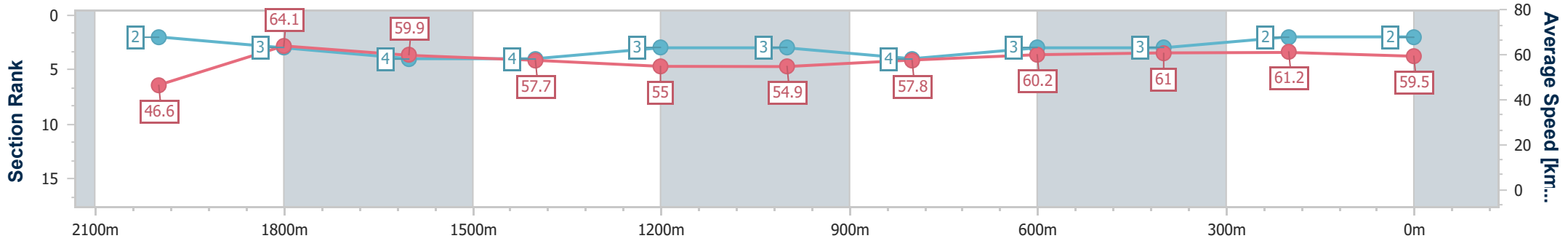
Ipswich QLD Professional
Race 5: BARRIER REEF POOLS BENCHMARK 68 Handicap - 2150m



28 November 2024 - 16:05

Track Rating: Good 4, Weather: Overcast, Rail Position: +2.5m Entire

Section	Overall	2000m	1800m	1600m	1400m	1200m	1000m	800m	600m	400m	200m
Section Times	2:13.49 [2] (0:11.61)	2:01.88 [2] (0:11.20)	1:50.68 [3] (0:11.94)	1:38.74 [4] (0:12.51)	1:26.23 [4] (0:13.10)	1:13.13 [3] (0:13.15)	0:59.98 [3] (0:12.44)	0:47.54 [4] (0:11.95)	0:35.59 [3] (0:11.76)	0:23.83 [3] (0:11.73)	0:12.10 [2] (0:12.10)
Average Speed [km/h]	46.6	64.1	59.9	57.7	55.0	54.9	57.8	60.2	61.0	61.2	59.5
Top Speed [km/h]	63.6	65.7	62.8	58.8	56.2	55.7	61.0	61.6	62.1	63.0	61.0
Avg. Dist. to Rail [m]	4.0	1.3	0.7	0.5	0.2	0.4	0.3	0.2	1.0	0.8	0.3
Avg. Stride Freq. [Hz]	2.2	2.4	2.3	2.2	2.1	2.1	2.2	2.3	2.3	2.3	2.3
Avg. Stride Length [m]	5.8	7.6	7.4	7.2	7.2	7.2	7.3	7.3	7.4	7.3	7.3



- [] Ranking at each section and finish
- .-.- No data available at this section
- NA No data available



Horse/Jockey Name	Twisted Mistress
Final Rank	3
Fastest Section Time (Section)	0:11.07 (2000m)
Top Speed [km/h] (Section)	65.8 (2000m)
Race State	Finished



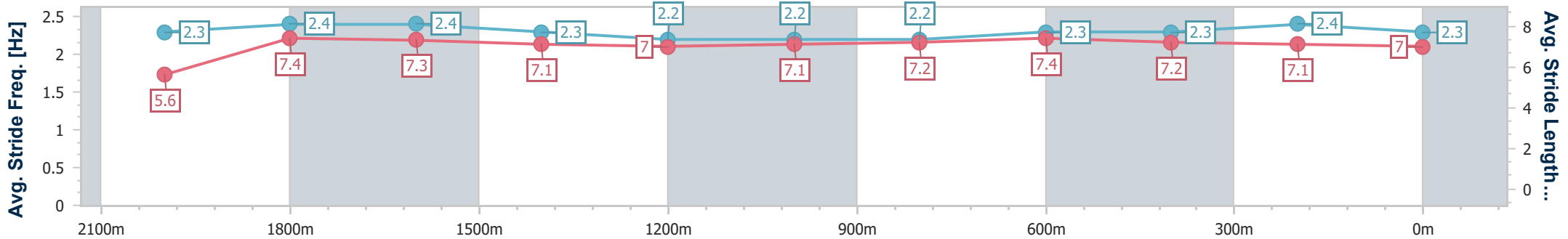
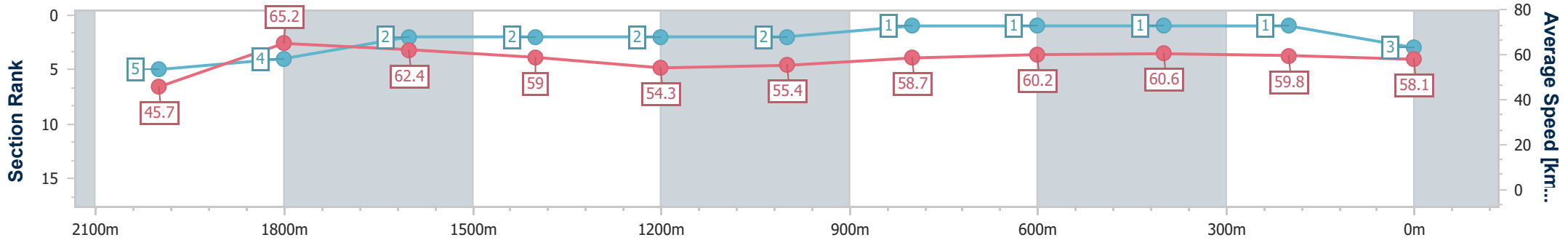
Ipswich QLD Professional
Race 5: BARRIER REEF POOLS BENCHMARK 68 Handicap - 2150m



28 November 2024 - 16:05

Track Rating: Good 4, Weather: Overcast, Rail Position: +2.5m Entire

Section	Overall	2000m	1800m	1600m	1400m	1200m	1000m	800m	600m	400m	200m		
Section Times	2:13.70 [3] (0:11.79)	2:01.91 [5] (0:11.07)	1:50.84 [4] (0:11.74)	1:39.10 [2] (0:12.25)	1:26.85 [2] (0:13.31)	1:13.54 [2] (0:13.08)	1:00.46 [2] (0:12.30)	0:48.16 [1] (0:11.94)	0:36.22 [1] (0:11.82)	0:24.40 [1] (0:12.00)	0:12.40 [1] (0:12.40)		
Average Speed [km/h]	45.7	65.2	62.4	59.0	54.3	55.4	58.7	60.2	60.6	59.8	58.1		
Top Speed [km/h]	62.9	65.8	64.7	61.5	55.2	56.2	60.3	60.7	61.2	61.1	59.7		
Avg. Dist. to Rail [m]	10.1	4.3	2.6	2.0	1.0	1.1	0.8	0.3	0.5	0.4	0.6		
Avg. Stride Freq. [Hz]	2.3	2.4	2.4	2.3	2.2	2.2	2.2	2.3	2.3	2.4	2.3		
Avg. Stride Length [m]	5.6	7.4	7.3	7.1	7.0	7.1	7.2	7.4	7.2	7.1	7.0		



- [] Ranking at each section and finish
- .-.- No data available at this section
- NA No data available



Horse/Jockey Name	Smooth Torque
Final Rank	4
Fastest Section Time (Section)	0:11.32 (2000m)
Top Speed [km/h] (Section)	64.0 (2000m)
Race State	Finished



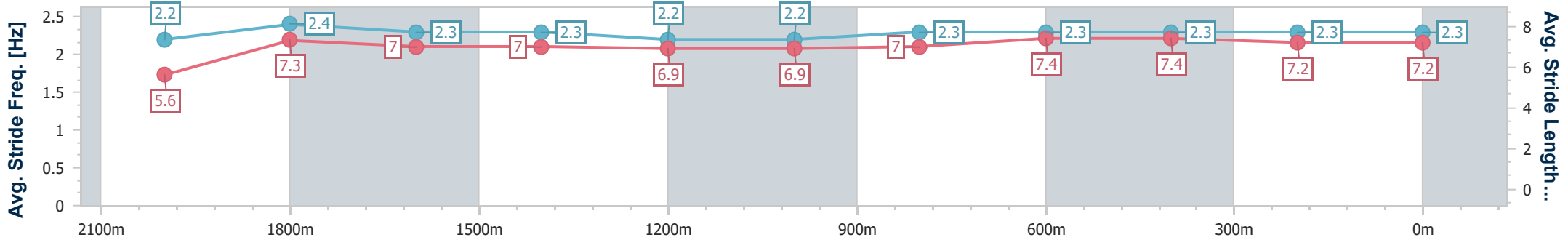
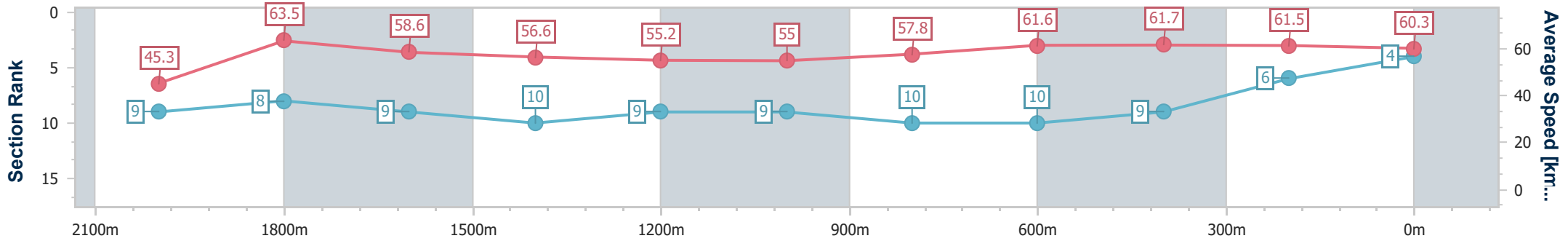
Ipswich QLD Professional
Race 5: BARRIER REEF POOLS BENCHMARK 68 Handicap - 2150m



28 November 2024 - 16:05

Track Rating: Good 4, Weather: Overcast, Rail Position: +2.5m Entire

Section	Overall	2000m	1800m	1600m	1400m	1200m	1000m	800m	600m	400m	200m		
Section Times	2:13.80 [4] (0:11.95)	2:01.85 [9] (0:11.32)	1:50.53 [8] (0:12.23)	1:38.30 [9] (0:12.71)	1:25.59 [10] (0:13.05)	1:12.54 [9] (0:13.11)	0:59.43 [9] (0:12.48)	0:46.95 [10] (0:11.66)	0:35.29 [10] (0:11.64)	0:23.65 [9] (0:11.70)	0:11.95 [6] (0:11.95)		
Average Speed [km/h]	45.3	63.5	58.6	56.6	55.2	55.0	57.8	61.6	61.7	61.5	60.3		
Top Speed [km/h]	63.5	64.0	62.5	57.9	57.6	56.4	61.2	62.2	62.7	62.0	61.8		
Avg. Dist. to Rail [m]	4.6	0.5	0.7	0.4	0.1	0.2	0.3	0.2	0.5	1.2	2.8		
Avg. Stride Freq. [Hz]	2.2	2.4	2.3	2.3	2.2	2.2	2.3	2.3	2.3	2.3	2.3		
Avg. Stride Length [m]	5.6	7.3	7.0	7.0	6.9	6.9	7.0	7.4	7.4	7.2	7.2		



- [] Ranking at each section and finish
- .-.- No data available at this section
- NA No data available



Horse/Jockey Name	Gripping
Final Rank	5
Fastest Section Time (Section)	0:11.56 (2000m)
Top Speed [km/h] (Section)	63.1 (800m)
Race State	Finished



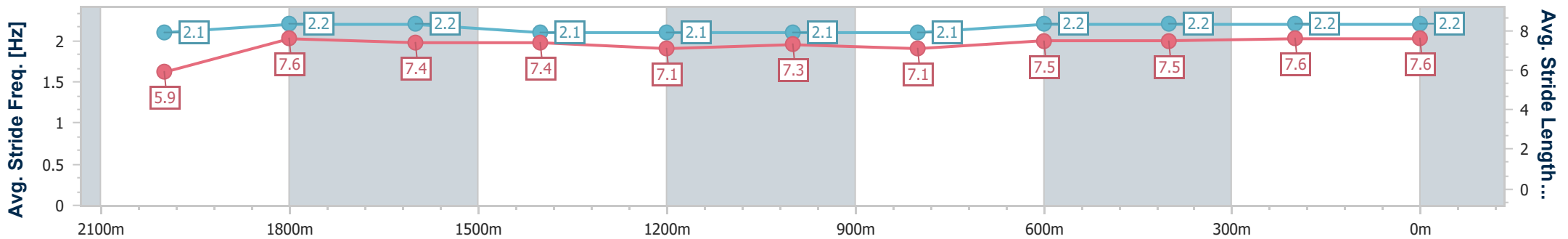
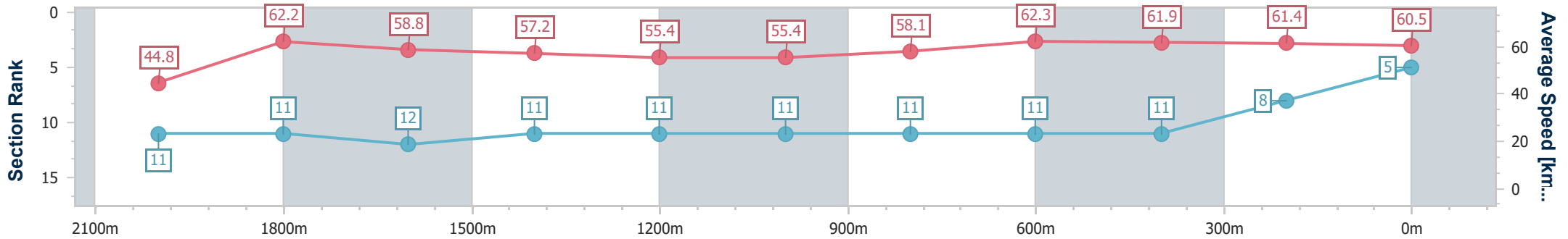
Ipswich QLD Professional
Race 5: BARRIER REEF POOLS BENCHMARK 68 Handicap - 2150m



28 November 2024 - 16:05

Track Rating: Good 4, Weather: Overcast, Rail Position: +2.5m Entire

Section	Overall	2000m	1800m	1600m	1400m	1200m	1000m	800m	600m	400m	200m		
Section Times	2:14.01 [5] (0:12.08)	2:01.93 [11] (0:11.56)	1:50.37 [11] (0:12.32)	1:38.05 [12] (0:12.60)	1:25.45 [11] (0:13.09)	1:12.36 [11] (0:13.05)	0:59.31 [11] (0:12.45)	0:46.86 [11] (0:11.59)	0:35.27 [11] (0:11.61)	0:23.66 [11] (0:11.76)	0:11.90 [8] (0:11.90)		
Average Speed [km/h]	44.8	62.2	58.8	57.2	55.4	55.4	58.1	62.3	61.9	61.4	60.5		
Top Speed [km/h]	61.5	62.9	62.1	58.2	58.5	57.4	60.9	63.1	63.0	63.0	61.4		
Avg. Dist. to Rail [m]	11.2	1.3	0.7	1.5	1.3	1.3	1.5	0.8	0.7	1.4	2.7		
Avg. Stride Freq. [Hz]	2.1	2.2	2.2	2.1	2.1	2.1	2.1	2.2	2.2	2.2	2.2		
Avg. Stride Length [m]	5.9	7.6	7.4	7.4	7.1	7.3	7.1	7.5	7.5	7.6	7.6		



- [] Ranking at each section and finish
- .-.- No data available at this section
- NA No data available



Horse/Jockey Name	Rhodes
Final Rank	6
Fastest Section Time (Section)	0:11.33 (2000m)
Top Speed [km/h] (Section)	64.3 (2000m)
Race State	Finished



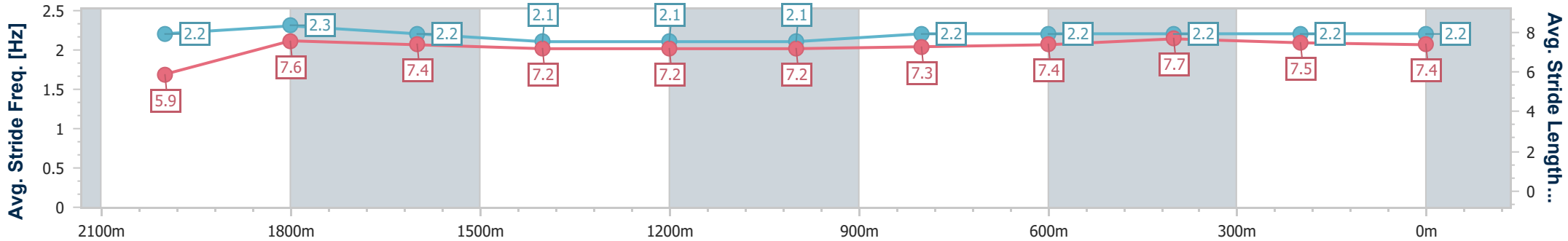
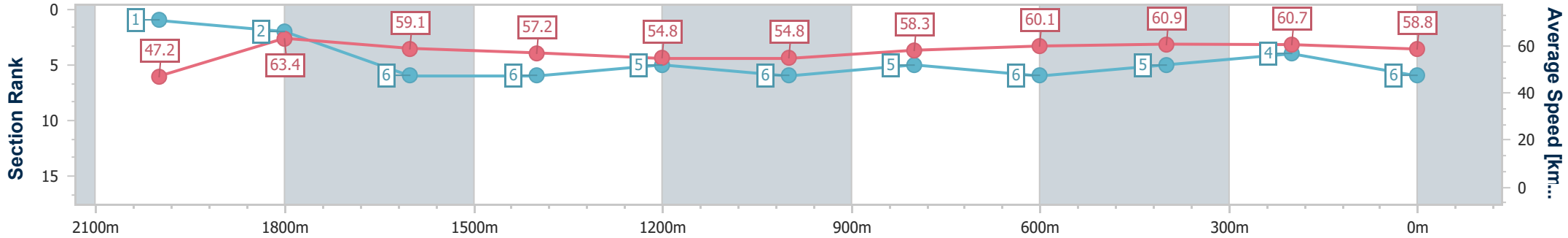
Ipswich QLD Professional
Race 5: BARRIER REEF POOLS BENCHMARK 68 Handicap - 2150m



28 November 2024 - 16:05

Track Rating: Good 4, Weather: Overcast, Rail Position: +2.5m Entire

Section	Overall	2000m	1800m	1600m	1400m	1200m	1000m	800m	600m	400m	200m
Section Times	2:14.03 [6] (0:11.47)	2:02.56 [1] (0:11.33)	1:51.23 [2] (0:12.13)	1:39.10 [6] (0:12.59)	1:26.51 [6] (0:13.12)	1:13.39 [5] (0:13.19)	1:00.20 [6] (0:12.35)	0:47.85 [5] (0:11.97)	0:35.88 [6] (0:11.79)	0:24.09 [5] (0:11.84)	0:12.25 [4] (0:12.25)
Average Speed [km/h]	47.2	63.4	59.1	57.2	54.8	54.8	58.3	60.1	60.9	60.7	58.8
Top Speed [km/h]	63.7	64.3	62.4	57.9	57.5	55.2	61.4	61.6	61.3	61.4	59.8
Avg. Dist. to Rail [m]	1.5	0.8	0.6	0.1	0.3	0.4	0.3	0.2	0.5	0.8	0.2
Avg. Stride Freq. [Hz]	2.2	2.3	2.2	2.1	2.1	2.1	2.2	2.2	2.2	2.2	2.2
Avg. Stride Length [m]	5.9	7.6	7.4	7.2	7.2	7.2	7.3	7.4	7.7	7.5	7.4



- [] Ranking at each section and finish
- .-.- No data available at this section
- NA No data available



Horse/Jockey Name	Victory Command
Final Rank	7
Fastest Section Time (Section)	0:11.39 (2000m)
Top Speed [km/h] (Section)	63.9 (2000m)
Race State	Finished



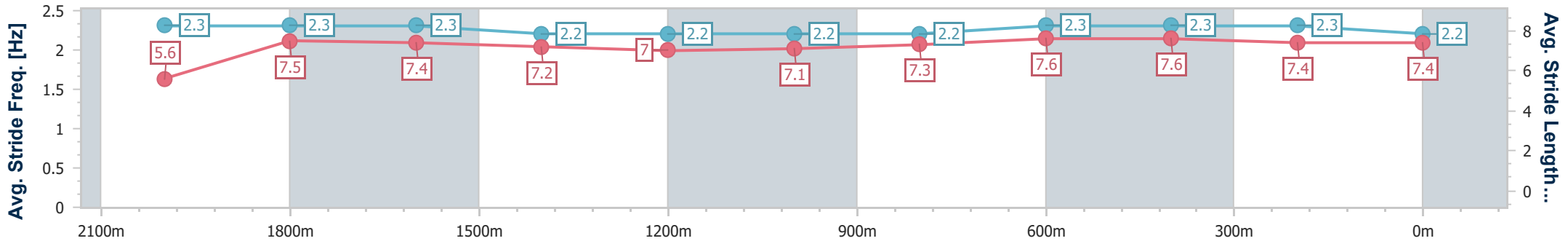
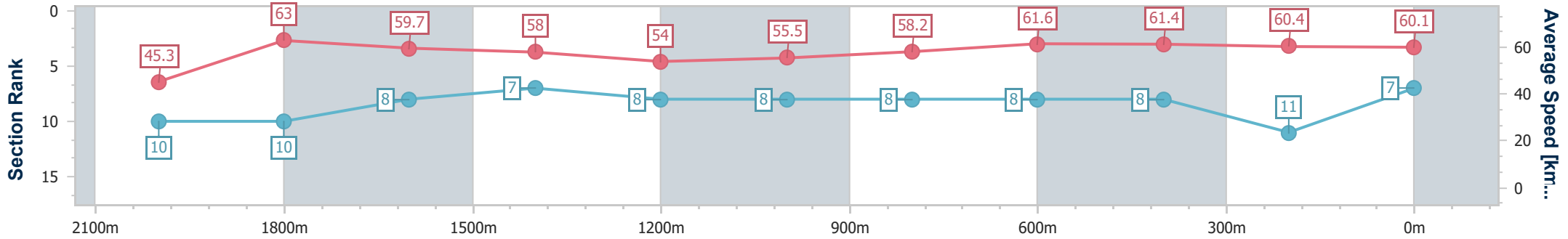
Ipswich QLD Professional
Race 5: BARRIER REEF POOLS BENCHMARK 68 Handicap - 2150m



28 November 2024 - 16:05

Track Rating: Good 4, Weather: Overcast, Rail Position: +2.5m Entire

Section	Overall	2000m	1800m	1600m	1400m	1200m	1000m	800m	600m	400m	200m		
Section Times	2:14.19 [7] (0:11.98)	2:02.21 [10] (0:11.39)	1:50.82 [10] (0:12.04)	1:38.78 [8] (0:12.42)	1:26.36 [7] (0:13.34)	1:13.02 [8] (0:13.03)	0:59.99 [8] (0:12.41)	0:47.58 [8] (0:11.69)	0:35.89 [8] (0:11.82)	0:24.07 [8] (0:12.08)	0:11.99 [11] (0:11.99)		
Average Speed [km/h]	45.3	63.0	59.7	58.0	54.0	55.5	58.2	61.6	61.4	60.4	60.1		
Top Speed [km/h]	63.1	63.9	63.3	58.8	57.9	56.1	62.1	62.5	63.0	63.0	60.7		
Avg. Dist. to Rail [m]	4.1	1.7	0.6	0.2	0.3	0.8	0.8	0.6	2.0	4.1	5.8		
Avg. Stride Freq. [Hz]	2.3	2.3	2.3	2.2	2.2	2.2	2.2	2.3	2.3	2.3	2.2		
Avg. Stride Length [m]	5.6	7.5	7.4	7.2	7.0	7.1	7.3	7.6	7.6	7.4	7.4		



- [] Ranking at each section and finish
- .-.- No data available at this section
- NA No data available



Horse/Jockey Name	Jungle Jet
Final Rank	8
Fastest Section Time (Section)	0:11.09 (2000m)
Top Speed [km/h] (Section)	66.4 (2000m)
Race State	Finished



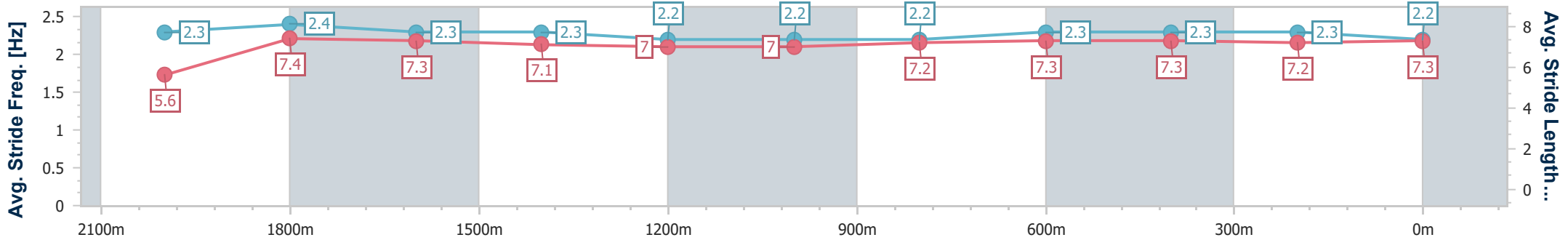
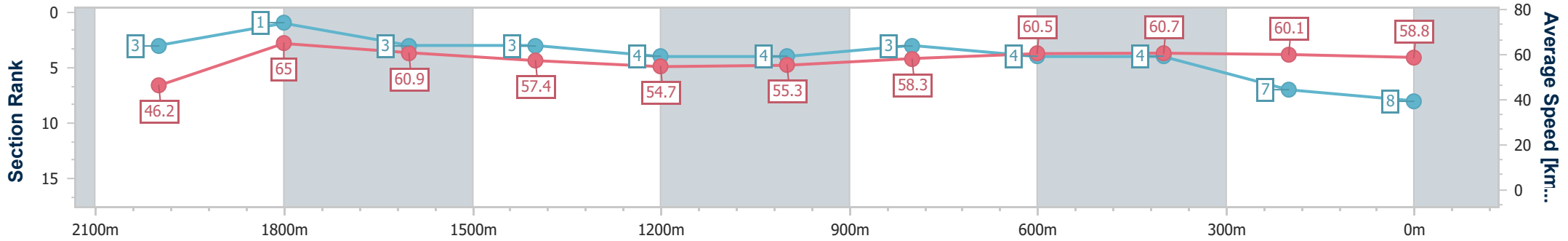
Ipswich QLD Professional
 Race 5: BARRIER REEF POOLS BENCHMARK 68 Handicap - 2150m



28 November 2024 - 16:05

Track Rating: Good 4, Weather: Overcast, Rail Position: +2.5m Entire

Section	Overall	2000m	1800m	1600m	1400m	1200m	1000m	800m	600m	400m	200m		
Section Times	2:14.21 [8] (0:11.66)	2:02.55 [3] (0:11.09)	1:51.46 [1] (0:11.91)	1:39.55 [3] (0:12.50)	1:27.05 [3] (0:13.31)	1:13.74 [4] (0:13.10)	1:00.64 [4] (0:12.37)	0:48.27 [3] (0:11.99)	0:36.28 [4] (0:11.93)	0:24.35 [4] (0:12.12)	0:12.23 [7] (0:12.23)		
Average Speed [km/h]	46.2	65.0	60.9	57.4	54.7	55.3	58.3	60.5	60.7	60.1	58.8		
Top Speed [km/h]	64.1	66.4	63.9	58.9	55.1	56.1	60.7	61.4	61.6	60.9	59.9		
Avg. Dist. to Rail [m]	6.3	2.0	0.6	1.0	1.4	1.8	1.6	1.3	1.5	3.5	4.4		
Avg. Stride Freq. [Hz]	2.3	2.4	2.3	2.3	2.2	2.2	2.2	2.3	2.3	2.3	2.2		
Avg. Stride Length [m]	5.6	7.4	7.3	7.1	7.0	7.0	7.2	7.3	7.3	7.2	7.3		



- [] Ranking at each section and finish
- .-.- No data available at this section
- NA No data available



Horse/Jockey Name	New World Tapestry
Final Rank	9
Fastest Section Time (Section)	0:11.21 (2000m)
Top Speed [km/h] (Section)	65.1 (2000m)
Race State	Finished



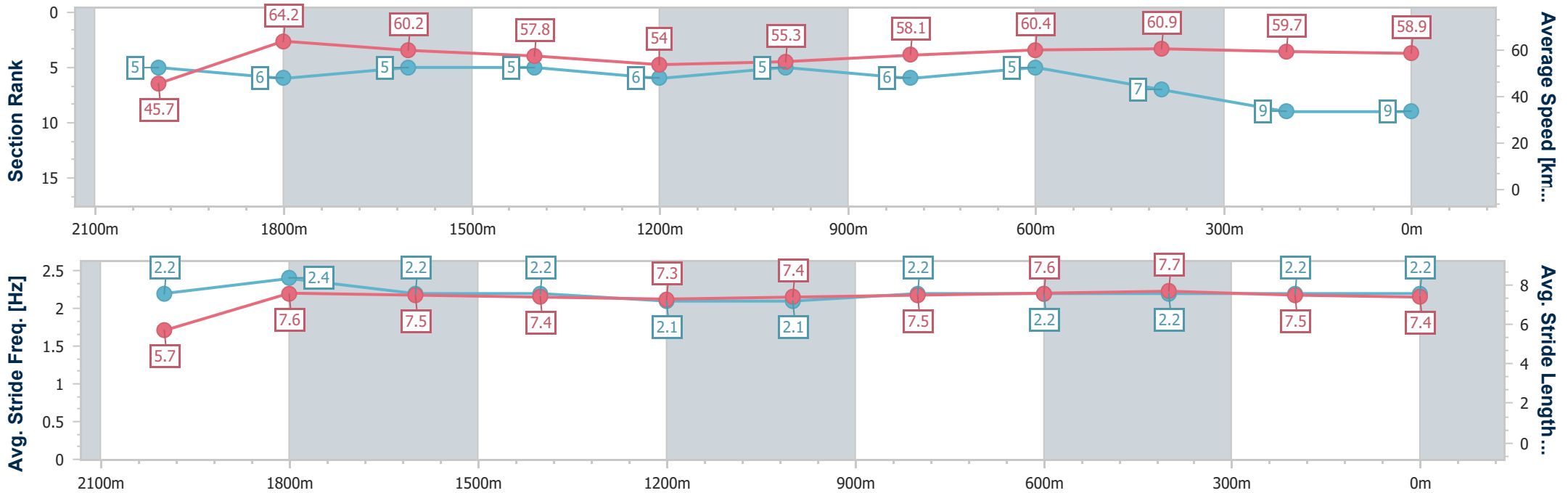
Ipswich QLD Professional
Race 5: BARRIER REEF POOLS BENCHMARK 68 Handicap - 2150m



28 November 2024 - 16:05

Track Rating: Good 4, Weather: Overcast, Rail Position: +2.5m Entire

Section	Overall	2000m	1800m	1600m	1400m	1200m	1000m	800m	600m	400m	200m
Section Times	2:14.30 [9] (0:11.79)	2:02.51 [5] (0:11.21)	1:51.30 [6] (0:11.87)	1:39.43 [5] (0:12.45)	1:26.98 [5] (0:13.34)	1:13.64 [6] (0:13.15)	1:00.49 [5] (0:12.42)	0:48.07 [6] (0:11.92)	0:36.15 [5] (0:11.83)	0:24.32 [7] (0:12.13)	0:12.19 [9] (0:12.19)
Average Speed [km/h]	45.7	64.2	60.2	57.8	54.0	55.3	58.1	60.4	60.9	59.7	58.9
Top Speed [km/h]	63.0	65.1	63.7	58.8	55.1	55.5	61.4	61.4	61.6	60.7	59.6
Avg. Dist. to Rail [m]	2.0	0.9	1.2	0.2	0.7	1.6	1.4	0.5	0.4	2.2	4.6
Avg. Stride Freq. [Hz]	2.2	2.4	2.2	2.2	2.1	2.1	2.2	2.2	2.2	2.2	2.2
Avg. Stride Length [m]	5.7	7.6	7.5	7.4	7.3	7.4	7.5	7.6	7.7	7.5	7.4



- [] Ranking at each section and finish
- .-.- No data available at this section
- NA No data available



Horse/Jockey Name	Ceremonious
Final Rank	10
Fastest Section Time (Section)	0:11.62 (2000m)
Top Speed [km/h] (Section)	65.1 (Overall)
Race State	Finished



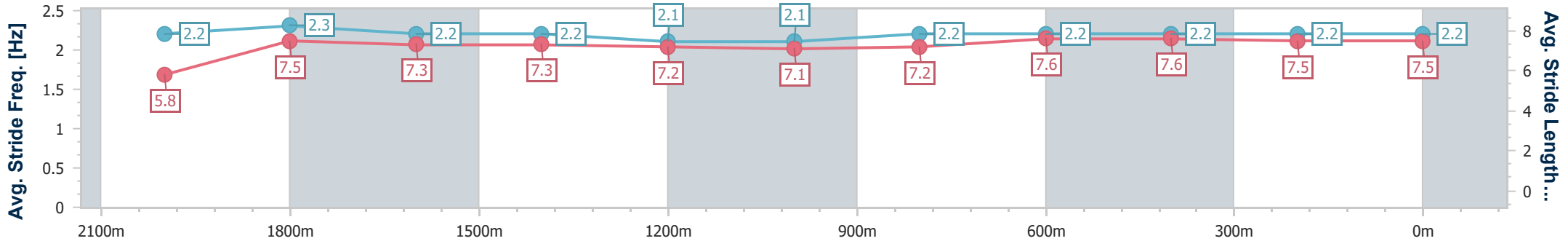
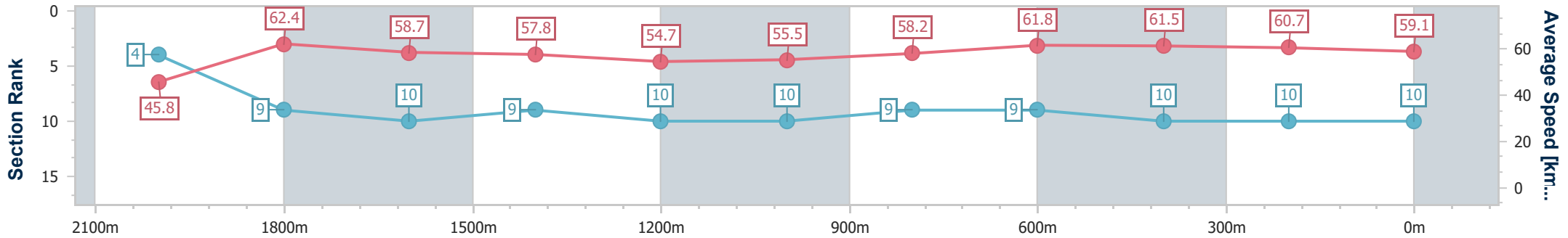
Ipswich QLD Professional
Race 5: BARRIER REEF POOLS BENCHMARK 68 Handicap - 2150m



28 November 2024 - 16:05

Track Rating: Good 4, Weather: Overcast, Rail Position: +2.5m Entire

Section	Overall	2000m	1800m	1600m	1400m	1200m	1000m	800m	600m	400m	200m		
Section Times	2:14.40 [10] (0:11.73)	2:02.67 [4] (0:11.62)	1:51.05 [9] (0:12.28)	1:38.77 [10] (0:12.46)	1:26.31 [9] (0:13.26)	1:13.05 [10] (0:13.05)	1:00.00 [10] (0:12.41)	0:47.59 [9] (0:11.67)	0:35.92 [9] (0:11.79)	0:24.13 [10] (0:11.90)	0:12.23 [10] (0:12.23)		
Average Speed [km/h]	45.8	62.4	58.7	57.8	54.7	55.5	58.2	61.8	61.5	60.7	59.1		
Top Speed [km/h]	65.1	64.7	61.6	59.2	57.8	56.6	61.6	62.4	62.2	62.0	59.6		
Avg. Dist. to Rail [m]	7.2	1.2	0.5	1.4	1.1	1.4	1.4	1.0	1.5	2.0	3.1		
Avg. Stride Freq. [Hz]	2.2	2.3	2.2	2.2	2.1	2.1	2.2	2.2	2.2	2.2	2.2		
Avg. Stride Length [m]	5.8	7.5	7.3	7.3	7.2	7.1	7.2	7.6	7.6	7.5	7.5		



- [] Ranking at each section and finish
- .-.- No data available at this section
- NA No data available



Horse/Jockey Name	Aces Up
Final Rank	11
Fastest Section Time (Section)	0:11.12 (2000m)
Top Speed [km/h] (Section)	66.2 (2000m)
Race State	Finished



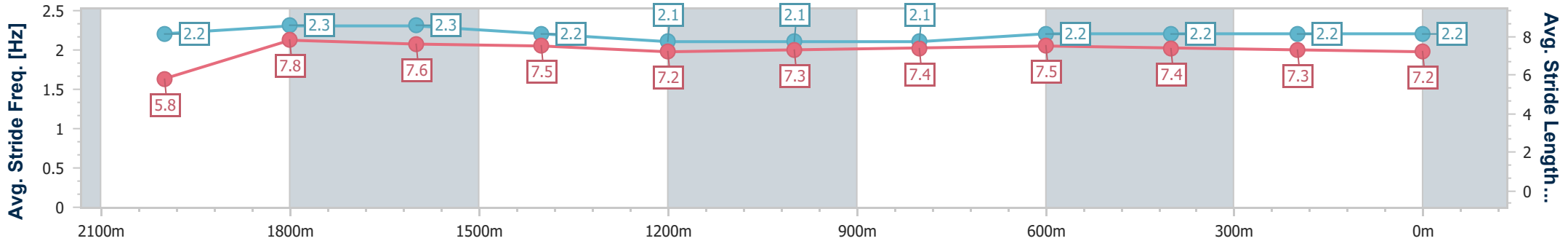
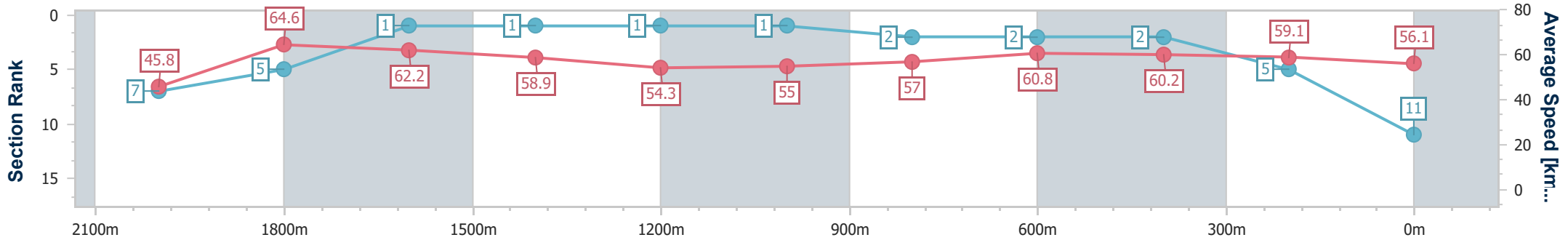
Ipswich QLD Professional
Race 5: BARRIER REEF POOLS BENCHMARK 68 Handicap - 2150m



28 November 2024 - 16:05

Track Rating: Good 4, Weather: Overcast, Rail Position: +2.5m Entire

Section	Overall	2000m	1800m	1600m	1400m	1200m	1000m	800m	600m	400m	200m		
Section Times	2:14.60 [11] (0:11.82)	2:02.78 [7] (0:11.12)	1:51.66 [5] (0:11.60)	1:40.06 [1] (0:12.27)	1:27.79 [1] (0:13.21)	1:14.58 [1] (0:13.13)	1:01.45 [1] (0:12.60)	0:48.85 [2] (0:11.90)	0:36.95 [2] (0:11.93)	0:25.02 [2] (0:12.22)	0:12.80 [5] (0:12.80)		
Average Speed [km/h]	45.8	64.6	62.2	58.9	54.3	55.0	57.0	60.8	60.2	59.1	56.1		
Top Speed [km/h]	63.6	66.2	64.6	61.0	55.3	55.4	58.7	61.8	61.3	60.3	58.2		
Avg. Dist. to Rail [m]	9.0	3.0	0.6	1.0	0.5	0.4	0.4	0.5	0.5	0.6	1.3		
Avg. Stride Freq. [Hz]	2.2	2.3	2.3	2.2	2.1	2.1	2.1	2.2	2.2	2.2	2.2		
Avg. Stride Length [m]	5.8	7.8	7.6	7.5	7.2	7.3	7.4	7.5	7.4	7.3	7.2		



- [] Ranking at each section and finish
- .-.- No data available at this section
- NA No data available



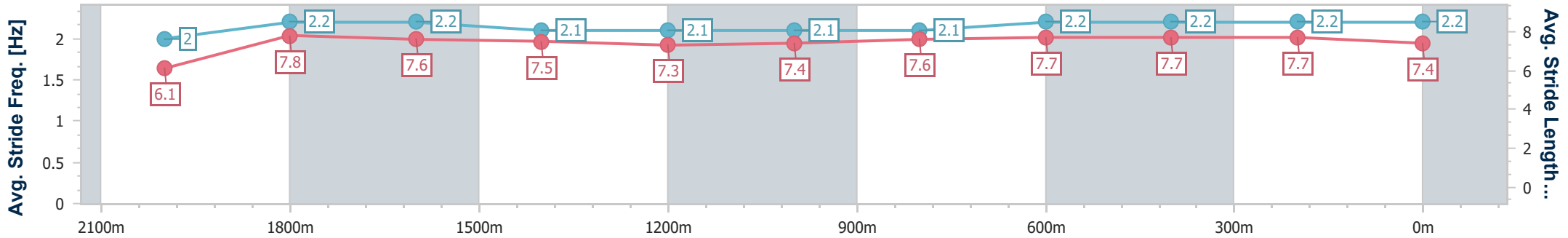
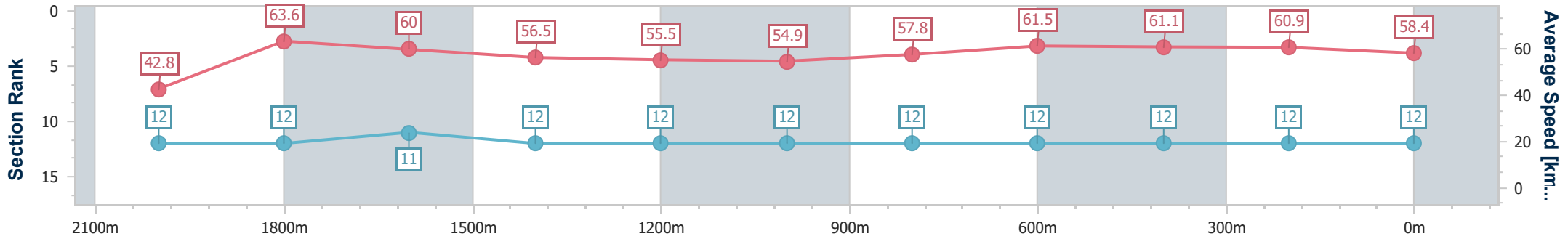
Horse/Jockey Name	Nitroglycerine
Final Rank	12
Fastest Section Time (Section)	0:11.33 (2000m)
Top Speed [km/h] (Section)	65.3 (2000m)
Race State	Finished



Ipswich QLD Professional
 Race 5: BARRIER REEF POOLS BENCHMARK 68 Handicap - 2150m
 28 November 2024 - 16:05
 Track Rating: Good 4, Weather: Overcast, Rail Position: +2.5m Entire



Section	Overall	2000m	1800m	1600m	1400m	1200m	1000m	800m	600m	400m	200m		
Section Times	2:14.92 [12] (0:12.63)	2:02.29 [12] (0:11.33)	1:50.96 [12] (0:11.93)	1:39.03 [11] (0:12.77)	1:26.26 [12] (0:13.00)	1:13.26 [12] (0:13.13)	1:00.13 [12] (0:12.51)	0:47.62 [12] (0:11.67)	0:35.95 [12] (0:11.76)	0:24.19 [12] (0:11.88)	0:12.31 [12] (0:12.31)		
Average Speed [km/h]	42.8	63.6	60.0	56.5	55.5	54.9	57.8	61.5	61.1	60.9	58.4		
Top Speed [km/h]	61.8	65.3	62.8	57.0	57.7	56.2	60.1	62.5	62.0	61.2	60.3		
Avg. Dist. to Rail [m]	6.1	0.4	0.7	0.5	0.2	0.5	0.3	0.3	0.3	0.8	0.3		
Avg. Stride Freq. [Hz]	2.0	2.2	2.2	2.1	2.1	2.1	2.1	2.2	2.2	2.2	2.2		
Avg. Stride Length [m]	6.1	7.8	7.6	7.5	7.3	7.4	7.6	7.7	7.7	7.7	7.4		



- [] Ranking at each section and finish
- .-.- No data available at this section
- NA No data available

Track Rating: Good 4, Weather: Overcast, Rail Position: +2.5m Entire

Section		Field Times											Last 600m				
		Overall	1000m	800m	600m	400m	200m						0:34.70				
		1:08.48 (0:12.26)	0:56.22 (0:10.61)	0:45.61 (0:10.91)	0:34.70 (0:11.36)	0:23.34 (0:11.50)	0:11.84 (0:11.84)										
Rank	TAB Horse/Jockey	Barrier	Top Speed [km/h]	Fastest Section												Margin	Distance Travelled [m]
1	10 MILTON ROAD Andrew Mallyon	10	67.9 1000m	0:10.70 1000m	1:08.48 [1] (0:12.70)	0:55.78 [6] (0:10.70)	0:45.08 [6] (0:10.96)	0:34.12 [6] (0:11.29)	0:22.83 [7] (0:11.28)	0:11.55 [5] (0:11.55)	1:08.48 0:34.12						
2	16 LION CLASS Taylor Marshall	3	68.2 1000m	0:10.69 1000m	1:08.80 [2] (0:12.96)	0:55.84 [7] (0:10.69)	0:45.15 [7] (0:10.76)	0:34.39 [7] (0:11.21)	0:23.18 [6] (0:11.40)	0:11.78 [6] (0:11.78)	1.88L 0:34.39		-8				
3	14 SURREAL ASCOT Michael Murphy	1	69.3 1000m	0:10.59 1000m	1:08.98 [3] (0:12.28)	0:56.70 [2] (0:10.59)	0:46.11 [1] (0:10.91)	0:35.20 [1] (0:11.36)	0:23.84 [1] (0:11.50)	0:12.34 [1] (0:12.34)	2.92L 0:35.20		-9				
4	6 APRIL IN AUGUSTA Cejay Graham	8	67.0 1000m	0:10.86 800m	1:09.01 [4] (0:13.18)	0:55.83 [10] (0:10.89)	0:44.94 [10] (0:10.86)	0:34.08 [10] (0:11.12)	0:22.96 [10] (0:11.31)	0:11.65 [8] (0:11.65)	3.07L 0:34.08		-1				
5	5 MAGNUS BELLAGIO Damien Thornton	12	67.9 600m	0:10.84 800m	1:09.01 [5] (0:13.28)	0:55.73 [11] (0:11.14)	0:44.59 [12] (0:10.84)	0:33.75 [12] (0:10.99)	0:22.76 [11] (0:11.20)	0:11.56 [10] (0:11.56)	3.1L 0:33.75		-3				
6	11 TELLEZ James Orman	2	67.5 1000m	0:10.77 1000m	1:09.03 [6] (0:12.46)	0:56.57 [4] (0:10.77)	0:45.80 [5] (0:10.95)	0:34.85 [5] (0:11.22)	0:23.63 [3] (0:11.49)	0:12.14 [3] (0:12.14)	3.19L 0:34.85		-10				
7	13 OVER 'N' OUT Samantha Collett	11	68.2 1000m	0:10.75 1000m	1:09.03 [7] (0:13.62)	0:55.41 [12] (0:10.75)	0:44.66 [11] (0:10.81)	0:33.85 [11] (0:11.10)	0:22.75 [12] (0:11.23)	0:11.52 [11] (0:11.52)	3.2L 0:33.85		-6				
8	9 TARPS Bailey Wheeler	6	68.7 1000m	0:10.70 1000m	1:09.03 [8] (0:12.49)	0:56.54 [5] (0:10.70)	0:45.84 [4] (0:10.98)	0:34.86 [4] (0:11.27)	0:23.59 [4] (0:11.46)	0:12.13 [4] (0:12.13)	3.21L 0:34.86		-4				
9	8 ONE 'N' ONLY Jag Guthmann-Chester	5	68.7 1000m	0:10.71 1000m	1:09.13 [9] (0:12.26)	0:56.87 [1] (0:10.71)	0:46.16 [2] (0:10.97)	0:35.19 [2] (0:11.31)	0:23.88 [2] (0:11.61)	0:12.27 [2] (0:12.27)	3.82L 0:35.19		-1				
10	2 ROLL UP Jasper Franklin	4	67.0 1000m	0:10.83 1000m	1:09.19 [10] (0:13.08)	0:56.11 [8] (0:10.83)	0:45.28 [8] (0:10.87)	0:34.41 [8] (0:11.00)	0:23.41 [8] (0:11.38)	0:12.03 [7] (0:12.03)	4.18L 0:34.41		-12				

Scratched: Casrock (#12), Bohemian Lad (#4), He's Heaven (#1), Written Fame (#15)



Ipswich QLD Professional
Race 6: TAB BENCHMARK 70 Handicap - 1200m
 28 November 2024 - 16:41



Track Rating: Good 4, Weather: Overcast, Rail Position: +2.5m Entire

Section		Overall	1000m	800m	600m	400m	200m	Last 600m					
Field Times		1:08.48 (0:12.26)	0:56.22 (0:10.61)	0:45.61 (0:10.91)	0:34.70 (0:11.36)	0:23.34 (0:11.50)	0:11.84 (0:11.84)	0:34.70					
Rank	TAB Horse/Jockey	Barrier	Top Speed [km/h]	Fastest Section				Margin	Distance Travelled [m]				
11	7 CELESTIAL SOL Brooke Ainsworth	9	68.9 1000m	0:10.86 1000m	1:09.69 [11] (0:12.32)	0:57.37 [3] (0:10.86)	0:46.51 [3] (0:10.91)	0:35.60 [3] (0:11.47)	0:24.13 [5] (0:11.84)	0:12.29 [9] (0:12.29)	7.08L	0:35.60	-1
12	3 GIVE GIGGLES Angela Jones	7	68.0 1000m	0:10.75 1000m	1:09.79 [12] (0:13.18)	0:56.61 [9] (0:10.75)	0:45.86 [9] (0:10.96)	0:34.90 [9] (0:11.15)	0:23.75 [9] (0:11.54)	0:12.21 [12] (0:12.21)	7.69L	0:34.90	-5

Scratched: Casrock (#12), Bohemian Lad (#4), He's Heaven (#1), Written Fame (#15)

[] Ranking at each section and finish
 -:-:- No data available at this section
 NA No data available

SCN Saddle cloth number
 DNF Did not finish
 DNT Did not track



Horse/Jockey Name	Milton Road
Final Rank	1
Fastest Section Time (Section)	0:10.70 (1000m)
Top Speed [km/h] (Section)	67.9 (1000m)
Race State	Finished



Ipswich QLD Professional

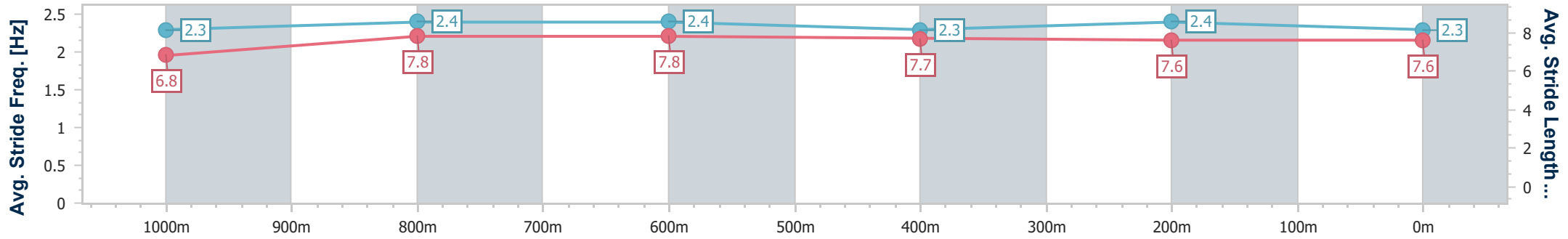
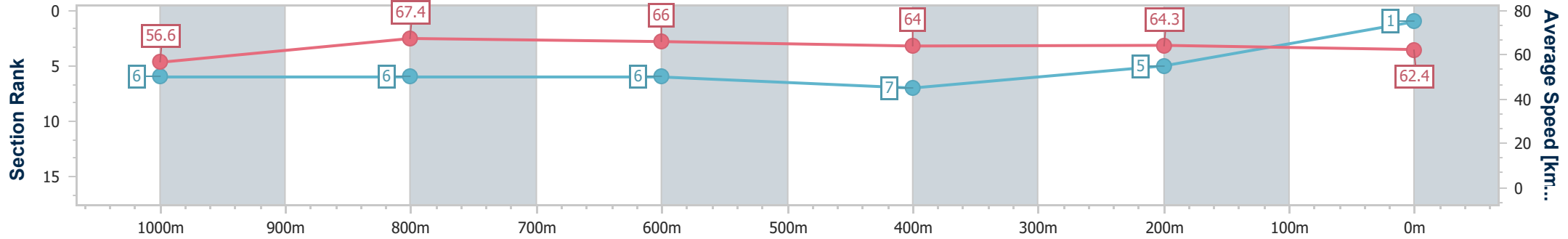
Race 6: TAB BENCHMARK 70 Handicap - 1200m

28 November 2024 - 16:41

Track Rating: Good 4, Weather: Overcast, Rail Position: +2.5m Entire



Section	Overall	1000m	800m	600m	400m	200m
Section Times	1:08.48 [1] (0:12.70)	0:55.78 [6] (0:10.70)	0:45.08 [6] (0:10.96)	0:34.12 [6] (0:11.29)	0:22.83 [7] (0:11.28)	0:11.55 [5] (0:11.55)
Average Speed [km/h]	56.6	67.4	66.0	64.0	64.3	62.4
Top Speed [km/h]	67.1	67.9	67.4	66.1	65.8	65.5
Avg. Dist. to Rail [m]	7.7	0.7	0.7	0.8	3.1	4.4
Avg. Stride Freq. [Hz]	2.3	2.4	2.4	2.3	2.4	2.3
Avg. Stride Length [m]	6.8	7.8	7.8	7.7	7.6	7.6



- [] Ranking at each section and finish
- .-.- No data available at this section
- NA No data available



Horse/Jockey Name	Lion Class
Final Rank	2
Fastest Section Time (Section)	0:10.69 (1000m)
Top Speed [km/h] (Section)	68.2 (1000m)
Race State	Finished



Ipswich QLD Professional

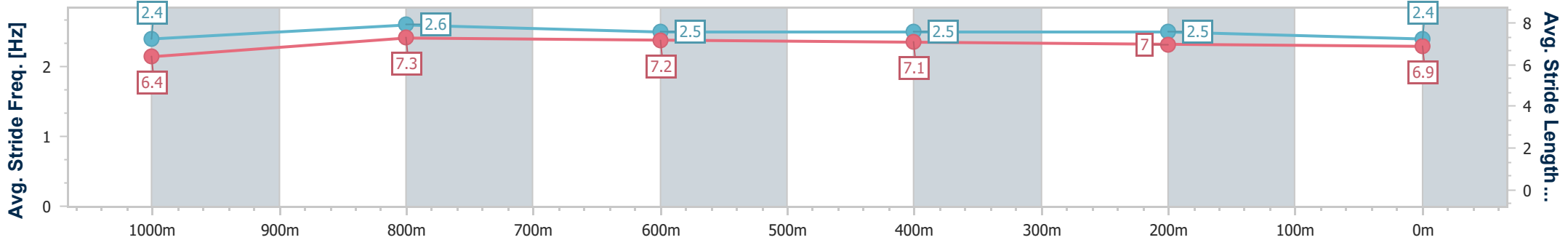
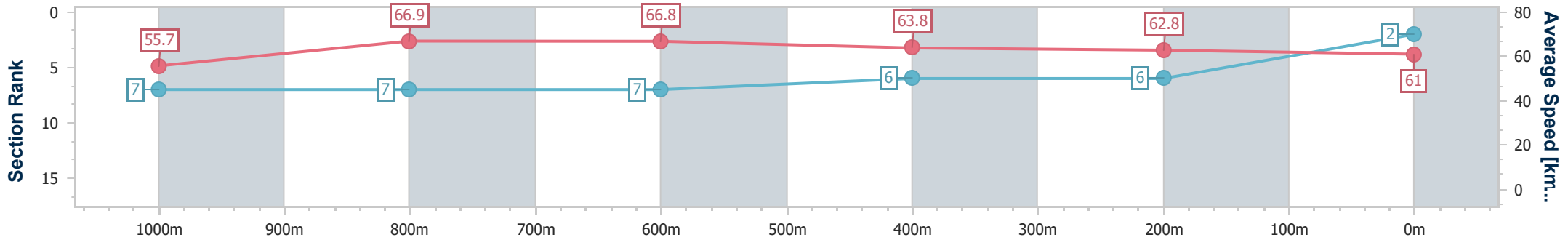
Race 6: TAB BENCHMARK 70 Handicap - 1200m

28 November 2024 - 16:41

Track Rating: Good 4, Weather: Overcast, Rail Position: +2.5m Entire



Section	Overall	1000m	800m	600m	400m	200m
Section Times	1:08.80 [2] (0:12.96)	0:55.84 [7] (0:10.69)	0:45.15 [7] (0:10.76)	0:34.39 [7] (0:11.21)	0:23.18 [6] (0:11.40)	0:11.78 [6] (0:11.78)
Average Speed [km/h]	55.7	66.9	66.8	63.8	62.8	61.0
Top Speed [km/h]	67.1	68.2	67.4	65.8	64.2	62.2
Avg. Dist. to Rail [m]	1.7	0.9	1.3	1.2	1.2	3.6
Avg. Stride Freq. [Hz]	2.4	2.6	2.5	2.5	2.5	2.4
Avg. Stride Length [m]	6.4	7.3	7.2	7.1	7.0	6.9



- [] Ranking at each section and finish
- .-.- No data available at this section
- NA No data available



Horse/Jockey Name	Surreal Ascot
Final Rank	3
Fastest Section Time (Section)	0:10.59 (1000m)
Top Speed [km/h] (Section)	69.3 (1000m)
Race State	Finished



Ipswich QLD Professional

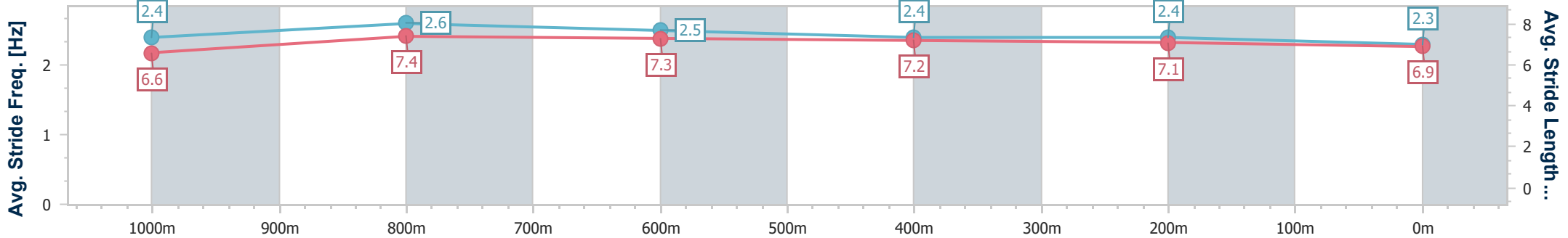
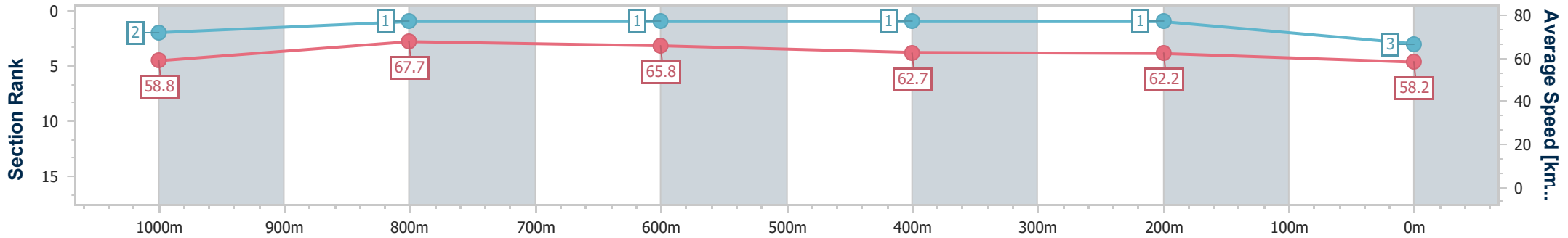
Race 6: TAB BENCHMARK 70 Handicap - 1200m

28 November 2024 - 16:41

Track Rating: Good 4, Weather: Overcast, Rail Position: +2.5m Entire



Section	Overall	1000m	800m	600m	400m	200m
Section Times	1:08.98 [3] (0:12.28)	0:56.70 [2] (0:10.59)	0:46.11 [1] (0:10.91)	0:35.20 [1] (0:11.36)	0:23.84 [1] (0:11.50)	0:12.34 [1] (0:12.34)
Average Speed [km/h]	58.8	67.7	65.8	62.7	62.2	58.2
Top Speed [km/h]	68.8	69.3	67.6	64.0	63.0	60.7
Avg. Dist. to Rail [m]	1.5	0.5	1.8	1.8	1.5	0.4
Avg. Stride Freq. [Hz]	2.4	2.6	2.5	2.4	2.4	2.3
Avg. Stride Length [m]	6.6	7.4	7.3	7.2	7.1	6.9



- [] Ranking at each section and finish
- .-.- No data available at this section
- NA No data available



Horse/Jockey Name	April In Augusta
Final Rank	4
Fastest Section Time (Section)	0:10.86 (800m)
Top Speed [km/h] (Section)	67.0 (1000m)
Race State	Finished



Ipswich QLD Professional

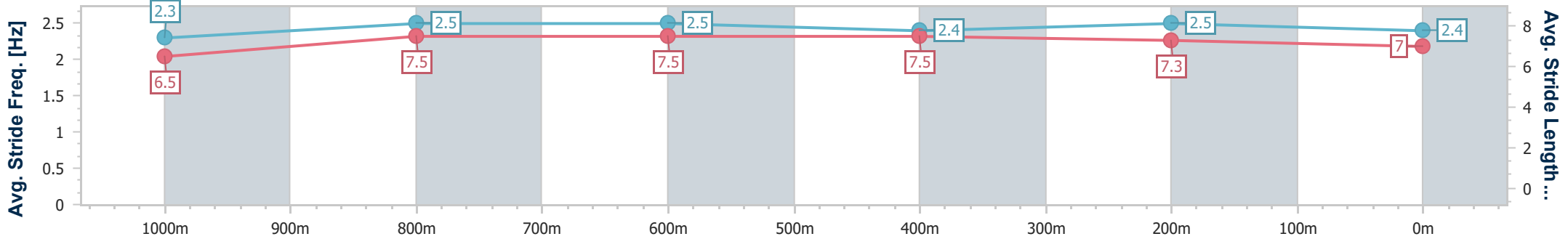
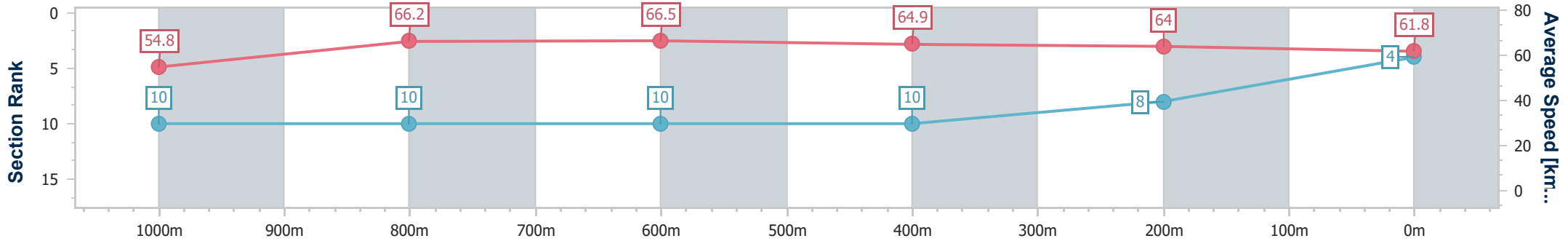
Race 6: TAB BENCHMARK 70 Handicap - 1200m

28 November 2024 - 16:41

Track Rating: Good 4, Weather: Overcast, Rail Position: +2.5m Entire



Section	Overall	1000m	800m	600m	400m	200m
Section Times	1:09.01 [4] (0:13.18)	0:55.83 [10] (0:10.89)	0:44.94 [10] (0:10.86)	0:34.08 [10] (0:11.12)	0:22.96 [10] (0:11.31)	0:11.65 [8] (0:11.65)
Average Speed [km/h]	54.8	66.2	66.5	64.9	64.0	61.8
Top Speed [km/h]	65.6	67.0	66.9	66.2	64.4	64.0
Avg. Dist. to Rail [m]	5.8	1.6	0.7	0.5	2.8	5.7
Avg. Stride Freq. [Hz]	2.3	2.5	2.5	2.4	2.5	2.4
Avg. Stride Length [m]	6.5	7.5	7.5	7.5	7.3	7.0



- [] Ranking at each section and finish
- .-.- No data available at this section
- NA No data available



Horse/Jockey Name	Magnus Bellagio
Final Rank	5
Fastest Section Time (Section)	0:10.84 (800m)
Top Speed [km/h] (Section)	67.9 (600m)
Race State	Finished



Ipswich QLD Professional

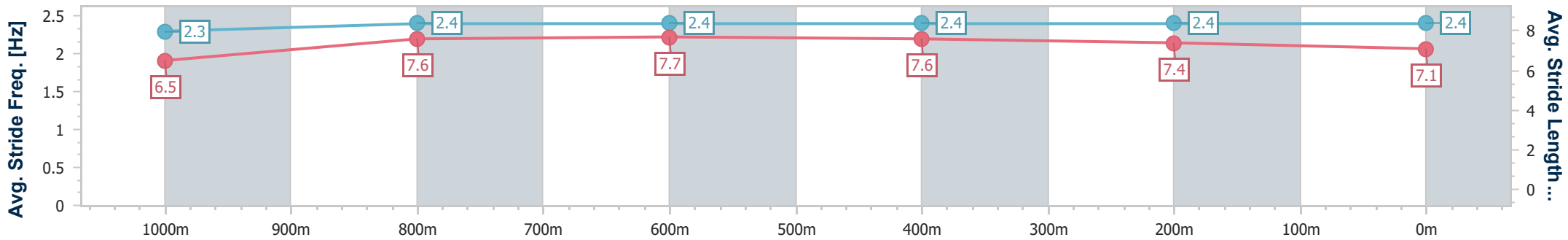
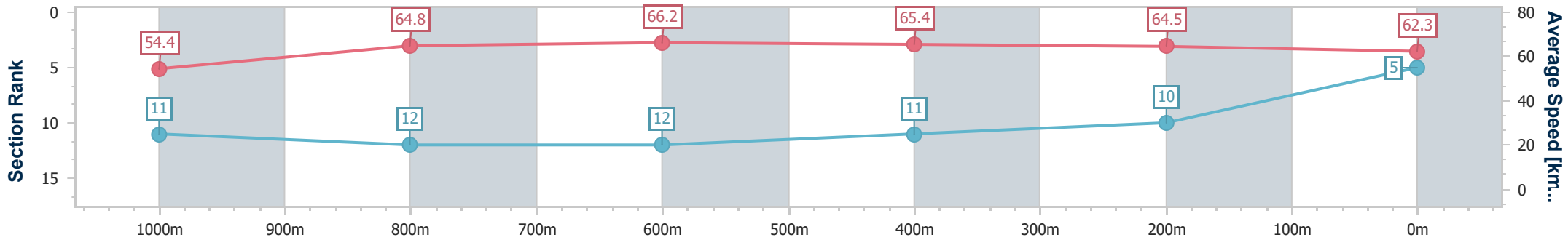
Race 6: TAB BENCHMARK 70 Handicap - 1200m

28 November 2024 - 16:41

Track Rating: Good 4, Weather: Overcast, Rail Position: +2.5m Entire



Section	Overall	1000m	800m	600m	400m	200m
Section Times	1:09.01 [5] (0:13.28)	0:55.73 [11] (0:11.14)	0:44.59 [12] (0:10.84)	0:33.75 [12] (0:10.99)	0:22.76 [11] (0:11.20)	0:11.56 [10] (0:11.56)
Average Speed [km/h]	54.4	64.8	66.2	65.4	64.5	62.3
Top Speed [km/h]	65.5	66.1	67.3	67.9	65.2	63.8
Avg. Dist. to Rail [m]	9.4	2.2	0.4	0.8	2.2	6.7
Avg. Stride Freq. [Hz]	2.3	2.4	2.4	2.4	2.4	2.4
Avg. Stride Length [m]	6.5	7.6	7.7	7.6	7.4	7.1



- [] Ranking at each section and finish
- .-.- No data available at this section
- NA No data available



Horse/Jockey Name	Tellez
Final Rank	6
Fastest Section Time (Section)	0:10.77 (1000m)
Top Speed [km/h] (Section)	67.5 (1000m)
Race State	Finished



Ipswich QLD Professional

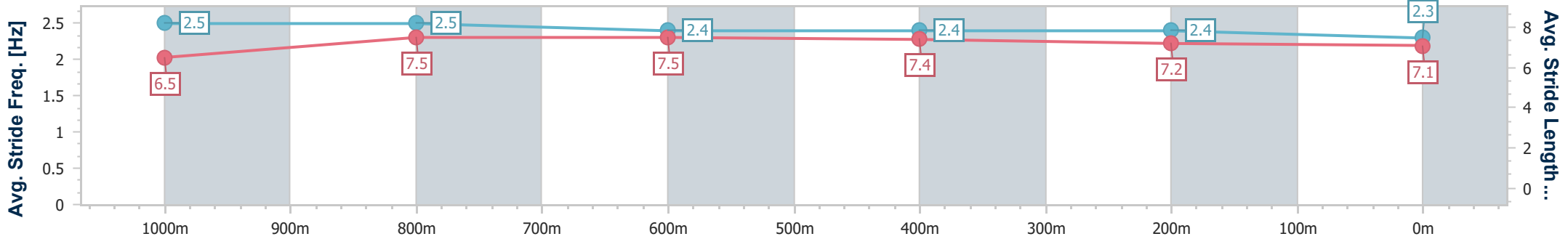
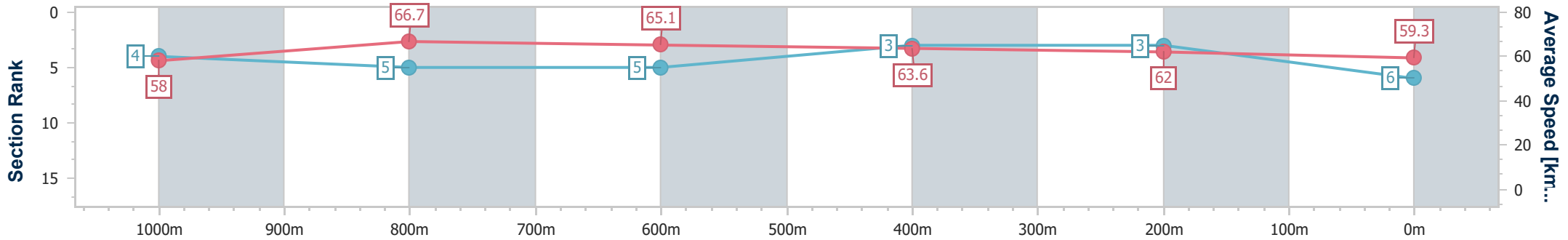
Race 6: TAB BENCHMARK 70 Handicap - 1200m

28 November 2024 - 16:41

Track Rating: Good 4, Weather: Overcast, Rail Position: +2.5m Entire



Section	Overall	1000m	800m	600m	400m	200m
Section Times	1:09.03 [6] (0:12.46)	0:56.57 [4] (0:10.77)	0:45.80 [5] (0:10.95)	0:34.85 [5] (0:11.22)	0:23.63 [3] (0:11.49)	0:12.14 [3] (0:12.14)
Average Speed [km/h]	58.0	66.7	65.1	63.6	62.0	59.3
Top Speed [km/h]	67.3	67.5	67.1	66.7	63.3	61.4
Avg. Dist. to Rail [m]	3.0	0.5	1.8	2.6	1.4	2.0
Avg. Stride Freq. [Hz]	2.5	2.5	2.4	2.4	2.4	2.3
Avg. Stride Length [m]	6.5	7.5	7.5	7.4	7.2	7.1



- [] Ranking at each section and finish
- .-.- No data available at this section
- NA No data available



Horse/Jockey Name	Over 'N' Out
Final Rank	7
Fastest Section Time (Section)	0:10.75 (1000m)
Top Speed [km/h] (Section)	68.2 (1000m)
Race State	Finished



Ipswich QLD Professional

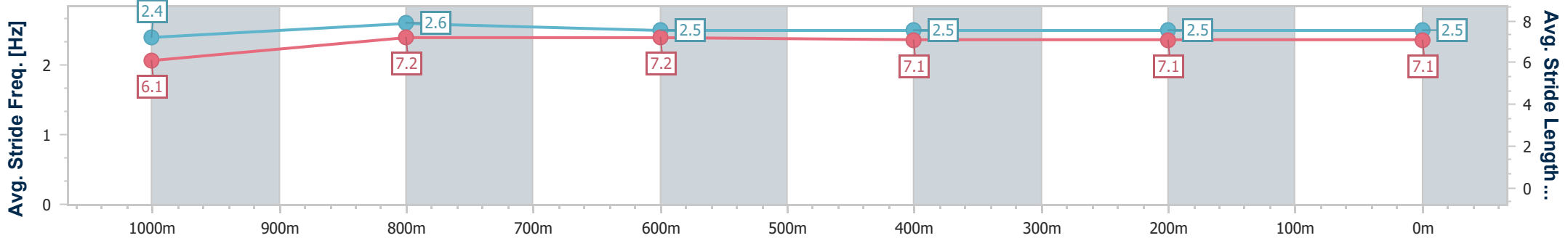
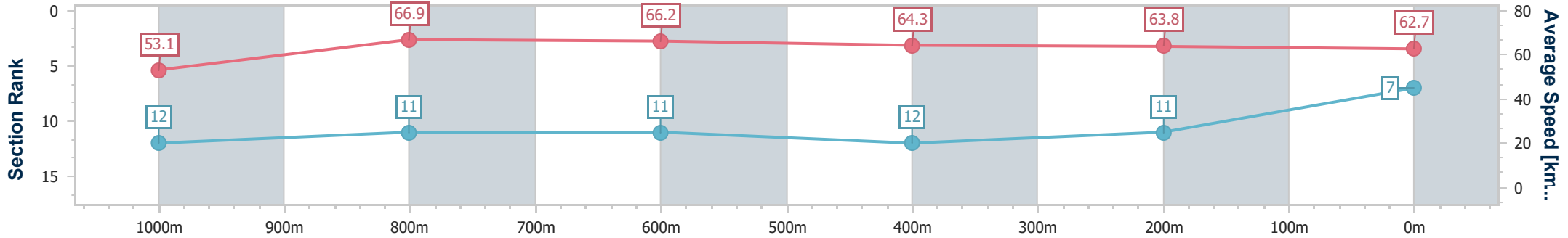
Race 6: TAB BENCHMARK 70 Handicap - 1200m

28 November 2024 - 16:41

Track Rating: Good 4, Weather: Overcast, Rail Position: +2.5m Entire



Section	Overall	1000m	800m	600m	400m	200m
Section Times	1:09.03 [7] (0:13.62)	0:55.41 [12] (0:10.75)	0:44.66 [11] (0:10.81)	0:33.85 [11] (0:11.10)	0:22.75 [12] (0:11.23)	0:11.52 [11] (0:11.52)
Average Speed [km/h]	53.1	66.9	66.2	64.3	63.8	62.7
Top Speed [km/h]	66.6	68.2	67.4	66.3	64.9	63.8
Avg. Dist. to Rail [m]	7.4	0.6	2.0	1.7	1.7	4.7
Avg. Stride Freq. [Hz]	2.4	2.6	2.5	2.5	2.5	2.5
Avg. Stride Length [m]	6.1	7.2	7.2	7.1	7.1	7.1



- [] Ranking at each section and finish
- .-.- No data available at this section
- NA No data available



Horse/Jockey Name	Traps
Final Rank	8
Fastest Section Time (Section)	0:10.70 (1000m)
Top Speed [km/h] (Section)	68.7 (1000m)
Race State	Finished



Ipswich QLD Professional

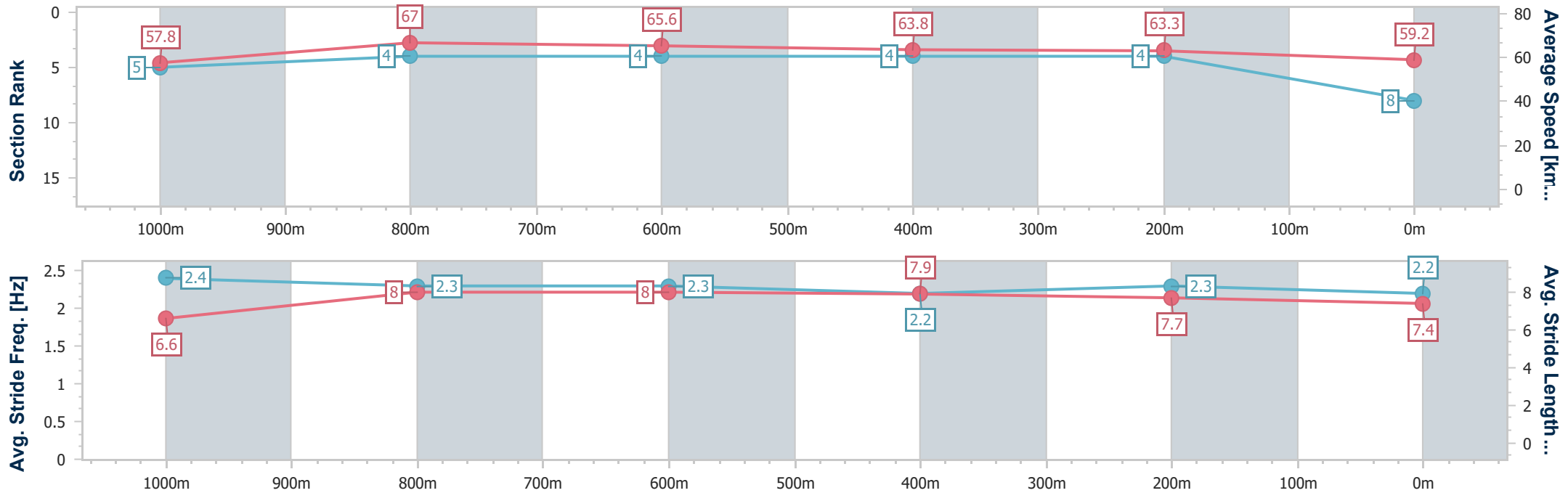
Race 6: TAB BENCHMARK 70 Handicap - 1200m

28 November 2024 - 16:41

Track Rating: Good 4, Weather: Overcast, Rail Position: +2.5m Entire



Section	Overall	1000m	800m	600m	400m	200m
Section Times	1:09.03 [8] (0:12.49)	0:56.54 [5] (0:10.70)	0:45.84 [4] (0:10.98)	0:34.86 [4] (0:11.27)	0:23.59 [4] (0:11.46)	0:12.13 [4] (0:12.13)
Average Speed [km/h]	57.8	67.0	65.6	63.8	63.3	59.2
Top Speed [km/h]	67.0	68.7	66.5	65.4	64.2	62.2
Avg. Dist. to Rail [m]	4.4	0.7	1.1	0.5	2.6	3.9
Avg. Stride Freq. [Hz]	2.4	2.3	2.3	2.2	2.3	2.2
Avg. Stride Length [m]	6.6	8.0	8.0	7.9	7.7	7.4



- [] Ranking at each section and finish
- .-.- No data available at this section
- NA No data available



Horse/Jockey Name	One 'N' Only
Final Rank	9
Fastest Section Time (Section)	0:10.71 (1000m)
Top Speed [km/h] (Section)	68.7 (1000m)
Race State	Finished



Ipswich QLD Professional

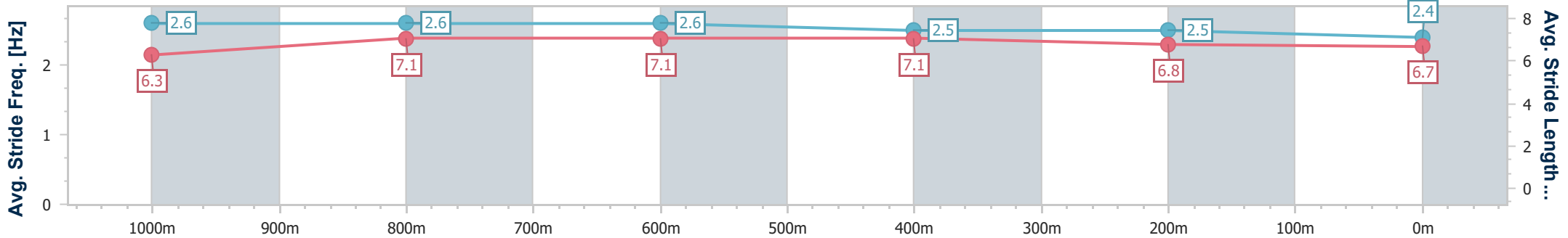
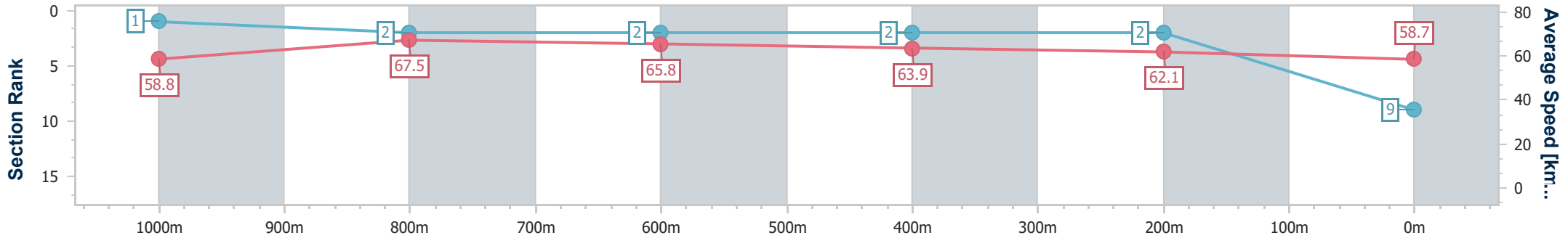
Race 6: TAB BENCHMARK 70 Handicap - 1200m

28 November 2024 - 16:41

Track Rating: Good 4, Weather: Overcast, Rail Position: +2.5m Entire



Section	Overall	1000m	800m	600m	400m	200m
Section Times	1:09.13 [9] (0:12.26)	0:56.87 [1] (0:10.71)	0:46.16 [2] (0:10.97)	0:35.19 [2] (0:11.31)	0:23.88 [2] (0:11.61)	0:12.27 [2] (0:12.27)
Average Speed [km/h]	58.8	67.5	65.8	63.9	62.1	58.7
Top Speed [km/h]	68.6	68.7	67.2	65.2	63.0	60.8
Avg. Dist. to Rail [m]	4.0	1.5	0.6	0.8	1.2	3.3
Avg. Stride Freq. [Hz]	2.6	2.6	2.6	2.5	2.5	2.4
Avg. Stride Length [m]	6.3	7.1	7.1	7.1	6.8	6.7



- [] Ranking at each section and finish
- .-.- No data available at this section
- NA No data available



Horse/Jockey Name	Roll Up
Final Rank	10
Fastest Section Time (Section)	0:10.83 (1000m)
Top Speed [km/h] (Section)	67.0 (1000m)
Race State	Finished



Ipswich QLD Professional

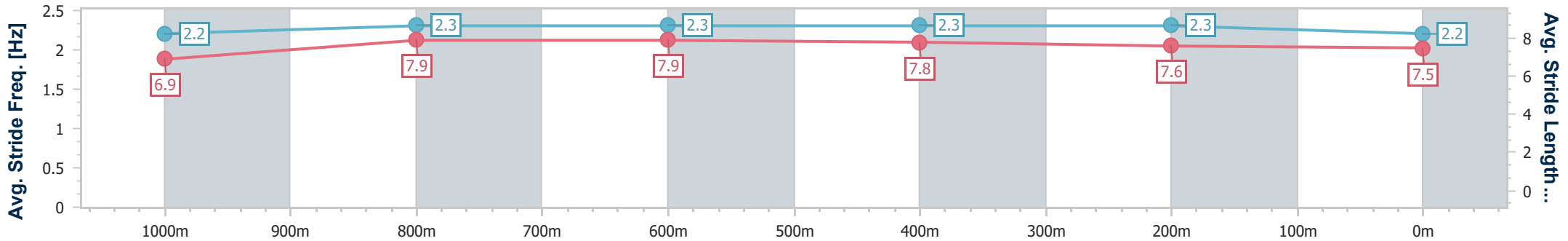
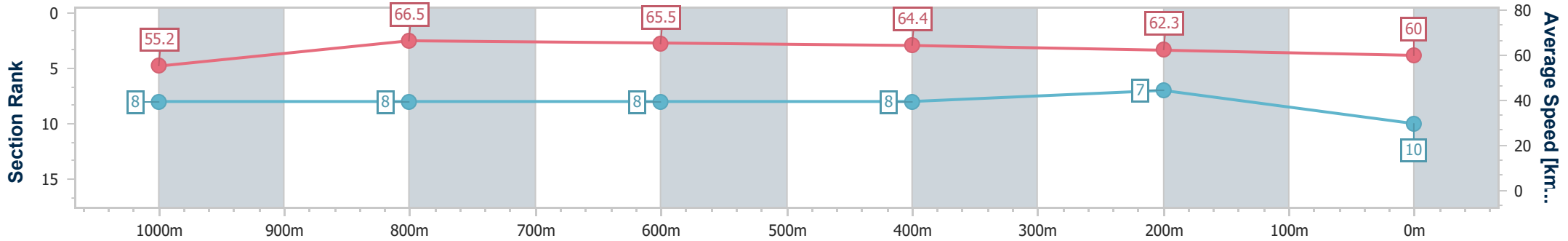
Race 6: TAB BENCHMARK 70 Handicap - 1200m

28 November 2024 - 16:41

Track Rating: Good 4, Weather: Overcast, Rail Position: +2.5m Entire



Section	Overall	1000m	800m	600m	400m	200m
Section Times	1:09.19 [10] (0:13.08)	0:56.11 [8] (0:10.83)	0:45.28 [8] (0:10.87)	0:34.41 [8] (0:11.00)	0:23.41 [8] (0:11.38)	0:12.03 [7] (0:12.03)
Average Speed [km/h]	55.2	66.5	65.5	64.4	62.3	60.0
Top Speed [km/h]	66.0	67.0	66.5	65.6	63.8	63.9
Avg. Dist. to Rail [m]	2.8	0.4	2.4	4.1	2.6	2.0
Avg. Stride Freq. [Hz]	2.2	2.3	2.3	2.3	2.3	2.2
Avg. Stride Length [m]	6.9	7.9	7.9	7.8	7.6	7.5



- [] Ranking at each section and finish
- .-.- No data available at this section
- NA No data available



Horse/Jockey Name	Celestial Sol
Final Rank	11
Fastest Section Time (Section)	0:10.86 (1000m)
Top Speed [km/h] (Section)	68.9 (1000m)
Race State	Finished



Ipswich QLD Professional

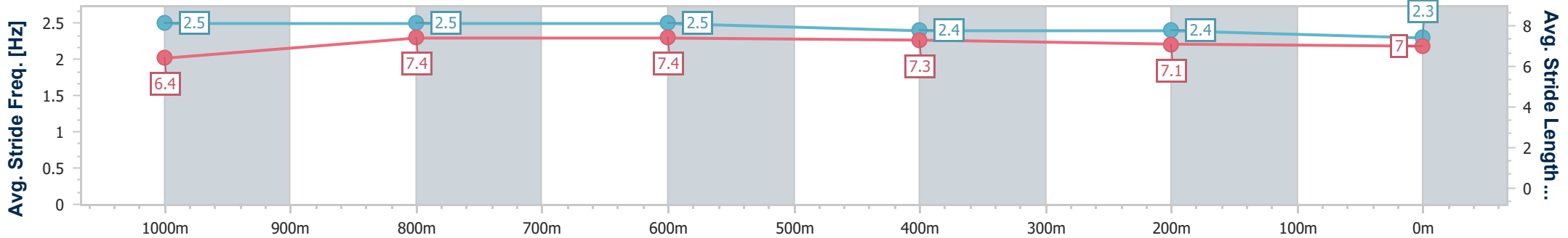
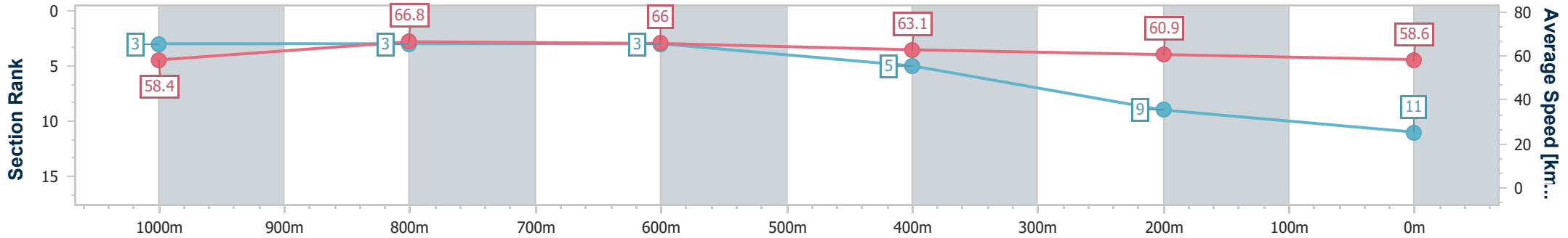
Race 6: TAB BENCHMARK 70 Handicap - 1200m

28 November 2024 - 16:41

Track Rating: Good 4, Weather: Overcast, Rail Position: +2.5m Entire



Section	Overall	1000m	800m	600m	400m	200m
Section Times	1:09.69 [11] (0:12.32)	0:57.37 [3] (0:10.86)	0:46.51 [3] (0:10.91)	0:35.60 [3] (0:11.47)	0:24.13 [5] (0:11.84)	0:12.29 [9] (0:12.29)
Average Speed [km/h]	58.4	66.8	66.0	63.1	60.9	58.6
Top Speed [km/h]	68.9	68.9	67.3	65.2	61.8	61.1
Avg. Dist. to Rail [m]	6.6	2.1	0.6	0.7	1.7	3.0
Avg. Stride Freq. [Hz]	2.5	2.5	2.5	2.4	2.4	2.3
Avg. Stride Length [m]	6.4	7.4	7.4	7.3	7.1	7.0



- [] Ranking at each section and finish
- .-.- No data available at this section
- NA No data available



Horse/Jockey Name	Give Giggles
Final Rank	12
Fastest Section Time (Section)	0:10.75 (1000m)
Top Speed [km/h] (Section)	68.0 (1000m)
Race State	Finished



Ipswich QLD Professional

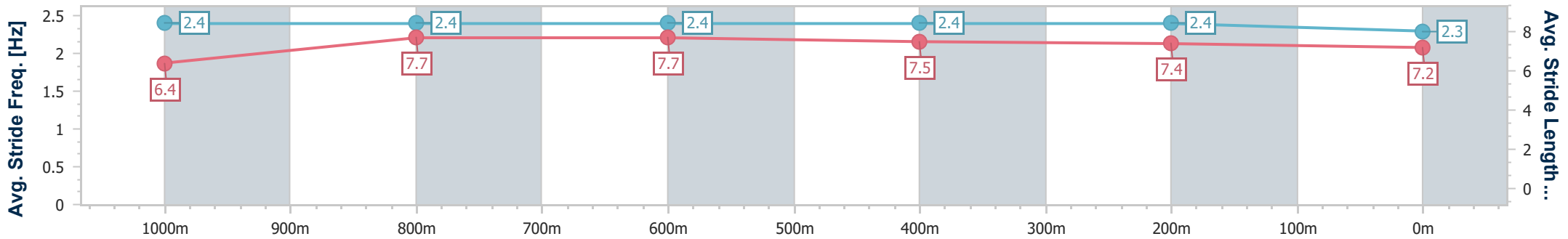
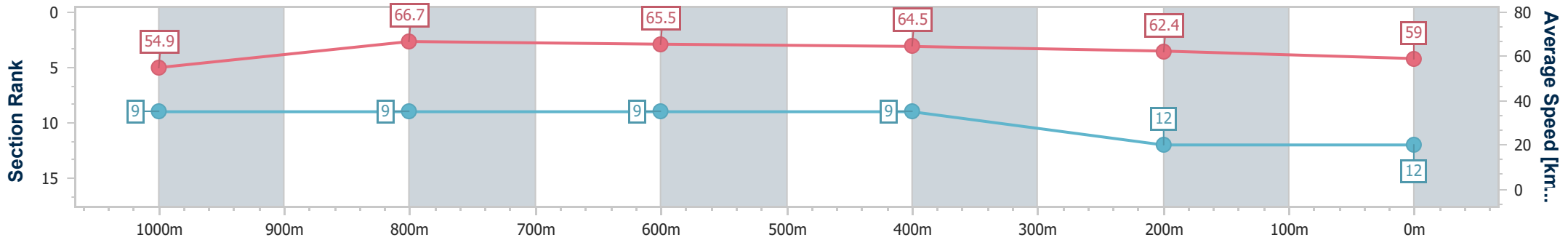
Race 6: TAB BENCHMARK 70 Handicap - 1200m

28 November 2024 - 16:41

Track Rating: Good 4, Weather: Overcast, Rail Position: +2.5m Entire



Section	Overall	1000m	800m	600m	400m	200m
Section Times	1:09.79 [12] (0:13.18)	0:56.61 [9] (0:10.75)	0:45.86 [9] (0:10.96)	0:34.90 [9] (0:11.15)	0:23.75 [9] (0:11.54)	0:12.21 [12] (0:12.21)
Average Speed [km/h]	54.9	66.7	65.5	64.5	62.4	59.0
Top Speed [km/h]	67.4	68.0	67.6	65.6	64.1	60.0
Avg. Dist. to Rail [m]	4.6	0.5	0.9	0.5	0.2	0.3
Avg. Stride Freq. [Hz]	2.4	2.4	2.4	2.4	2.4	2.3
Avg. Stride Length [m]	6.4	7.7	7.7	7.5	7.4	7.2



- [] Ranking at each section and finish
- .-.- No data available at this section
- NA No data available

Track Rating: Good 4, Weather: Overcast, Rail Position: +2.5m Entire

Section												Last 600m	
Field Times		Overall	1200m	1000m	800m	600m	400m						0:35.20
		1:17.87 (0:09.76)	1:08.11 (0:10.47)	0:57.64 (0:10.96)	0:46.68 (0:11.48)	0:35.20 (0:11.35)	0:23.85 (0:11.55)						
Rank	TAB	Horse/Jockey	Barrier	Top Speed [km/h]	Fastest Section							Distance Travelled [m]	
1	1	WEIGALL TIGER Cody Collis	11	69.5	0:09.76	1:17.87 [1] (0:09.76)	1:08.11 [1] (0:10.47)	0:57.64 [1] (0:10.96)	0:46.68 [1] (0:11.48)	0:35.20 [1] (0:11.35)	0:23.85 [1] (0:11.55)	0:35.20	
2	12	TEXAS FIREBALL Angela Jones	6	68.2	0:10.57	1:18.29 [2] (0:10.57)	1:07.72 [11] (0:10.91)	0:56.81 [11] (0:11.10)	0:45.71 [11] (0:11.57)	0:34.14 [10] (0:11.62)	0:22.52 [11] (0:11.16)	0:34.14	+3
3	5	TREPORTI Emily Lang	7	69.0	0:10.21	1:18.34 [3] (0:10.21)	1:08.13 [7] (0:10.68)	0:57.45 [7] (0:11.25)	0:46.20 [7] (0:11.54)	0:34.66 [7] (0:11.40)	0:23.26 [6] (0:11.56)	0:34.66	+2
4	10	TAMBOURINE MAN Karl Zechner	4	68.6	0:10.34	1:18.66 [4] (0:10.34)	1:08.32 [8] (0:10.73)	0:57.59 [8] (0:11.20)	0:46.39 [8] (0:11.66)	0:34.73 [9] (0:11.48)	0:23.25 [8] (0:11.51)	0:34.73	+4
5	8	TWYFORD Martin Harley	3	69.3	0:10.11	1:18.69 [5] (0:10.11)	1:08.58 [6] (0:10.60)	0:57.98 [6] (0:11.04)	0:46.94 [6] (0:11.65)	0:35.29 [6] (0:11.50)	0:23.79 [5] (0:11.61)	0:35.29	+3
6	9	RIVIERA BLUE Andrew Mallyon	5	67.2	0:10.39	1:18.95 [6] (0:10.39)	1:08.56 [9] (0:10.95)	0:57.61 [10] (0:11.17)	0:46.44 [10] (0:11.69)	0:34.75 [11] (0:11.56)	0:23.19 [10] (0:11.56)	0:34.75	+6
7	2	MAJESTIC BOOM Adin Thompson	10	69.7	0:10.09	1:19.04 [7] (0:10.09)	1:08.95 [5] (0:10.52)	0:58.43 [4] (0:10.89)	0:47.54 [4] (0:11.62)	0:35.92 [4] (0:11.64)	0:24.28 [4] (0:11.83)	0:35.92	+2
8	16	ADORADEC Luke Dempsey	1	68.1	0:10.46	1:19.09 [8] (0:10.46)	1:08.63 [10] (0:10.74)	0:57.89 [9] (0:11.13)	0:46.76 [9] (0:11.54)	0:35.22 [8] (0:11.61)	0:23.61 [9] (0:11.64)	0:35.22	+0
9	7	EXCEED SPEED James Orman	8	69.2	0:09.87	1:19.67 [9] (0:09.87)	1:09.80 [2] (0:10.59)	0:59.21 [3] (0:11.00)	0:48.21 [3] (0:11.55)	0:36.66 [3] (0:11.54)	0:25.12 [3] (0:12.10)	0:36.66	+1
10	3	DRIALLE Jag Guthmann-Chester	9	69.0	0:09.87	1:20.69 [10] (0:09.87)	1:10.82 [3] (0:10.58)	1:00.24 [2] (0:10.84)	0:49.40 [2] (0:11.47)	0:37.93 [2] (0:11.54)	0:26.39 [2] (0:12.35)	0:37.93	+2

Scratched: Atlantic Royal (#19), Pentito (#4), Wonderland Star (#14), Freeland (#17), Skywriter (#13), Billionair Baby (#6), Launch Pad (#15), Autunno (#18)



Ipswich QLD Professional
Race 7: VALE BILL HALL Class 4 Handicap - 1350m
 28 November 2024 - 17:20



Track Rating: Good 4, Weather: Overcast, Rail Position: +2.5m Entire

Section		Overall	1200m	1000m	800m	600m	400m	Last 600m				
Field Times		1:17.87 (0:09.76)	1:08.11 (0:10.47)	0:57.64 (0:10.96)	0:46.68 (0:11.48)	0:35.20 (0:11.35)	0:23.85 (0:11.55)	0:35.20				
Rank	TAB Horse/Jockey	Barrier	Top Speed [km/h]	Fastest Section	Distance Travelled [m]							
11	11 HUSS ON FIRST Samantha Collett	2	68.9 1200m	0:10.07 Overall	1:21.09 [11] (0:10.07)	1:11.02 [4] (0:10.63)	1:00.39 [5] (0:10.99)	0:49.40 [5] (0:11.64)	0:37.76 [5] (0:11.75)	0:26.01 [6] (0:12.46)	0:37.76	-3

Scratched: Atlantic Royal (#19), Pentito (#4), Wonderland Star (#14), Freeland (#17), Skywriter (#13), Billionair Baby (#6), Launch Pad (#15), Autunno (#18)

[] Ranking at each section and finish
 -:-:- No data available at this section
 NA No data available

SCN Saddle cloth number
 DNF Did not finish
 DNT Did not track



Ipswich QLD Professional

Race 7: VALE BILL HALL Class 4 Handicap - 1350m

28 November 2024 - 17:20



Track Rating: Good 4, Weather: Overcast, Rail Position: +2.5m Entire

Section				200m				Last 600m	
Field Times				0:12.30 (0:12.30)				0:35.20	
Rank	TAB	Horse/Jockey	Barrier	Top Speed [km/h]	Fastest Section	Margin		Distance Travelled [m]	
1	1	WEIGALL TIGER Cody Collis	11	69.5 1200m	0:09.76 Overall	0:12.30 [1] (0:12.30)	1:17.87		0:35.20
2	12	TEXAS FIREBALL Angela Jones	6	68.2 1200m	0:10.57 Overall	0:11.36 [8] (0:11.36)	2.51L		0:34.14 +3
3	5	TREPORTI Emily Lang	7	69.0 1200m	0:10.21 Overall	0:11.70 [4] (0:11.70)	2.82L		0:34.66 +2
4	10	TAMBOURINE MAN Karl Zechner	4	68.6 1200m	0:10.34 Overall	0:11.74 [7] (0:11.74)	4.69L		0:34.73 +4
5	8	TWYFORD Martin Harley	3	69.3 1200m	0:10.11 Overall	0:12.18 [2] (0:12.18)	4.83L		0:35.29 +3
6	9	RIVIERA BLUE Andrew Mallyon	5	67.2 1200m	0:10.39 Overall	0:11.63 [10] (0:11.63)	6.39L		0:34.75 +6
7	2	MAJESTIC BOOM Adin Thompson	10	69.7 1200m	0:10.09 Overall	0:12.45 [3] (0:12.45)	6.9L		0:35.92 +2
8	16	ADORADEC Luke Dempsey	1	68.1 1200m	0:10.46 Overall	0:11.97 [9] (0:11.97)	7.19L		0:35.22 +0
9	7	EXCEED SPEED James Orman	8	69.2 1200m	0:09.87 Overall	0:13.02 [5] (0:13.02)	10.59L		0:36.66 +1
10	3	DRIALLE Jag Guthmann-Chester	9	69.0 1200m	0:09.87 Overall	0:14.04 [5] (0:14.04)	16.64L		0:37.93 +2

Scratched: Atlantic Royal (#19), Pentito (#4), Wonderland Star (#14), Freeland (#17), Skywriter (#13), Billionair Baby (#6), Launch Pad (#15), Autunno (#18)

Report Created: Thu 28 November 2024 18:02 GM (Note: Timing is based on position data)

Page 3/15

[] Ranking at each section and finish
 -:-:- No data available at this section
 NA No data available

SCN Saddle cloth number
 DNF Did not finish
 DNT Did not track

data processed by TRIPLESDATA



Ipswich QLD Professional
Race 7: VALE BILL HALL Class 4 Handicap - 1350m
 28 November 2024 - 17:20



Track Rating: Good 4, Weather: Overcast, Rail Position: +2.5m Entire

Section		200m		Last 600m		
Field Times		0:12.30 (0:12.30)		0:35.20		
Rank	TAB Horse/Jockey	Barrier	Top Speed [km/h]	Fastest Section	Margin	Distance Travelled [m]
11	11 HUSS ON FIRST	2	68.9	0:10.07	0:13.55 [11]	18.95L
	Samantha Collett		1200m	Overall	(0:13.55)	
						0:37.76 -3

Scratched: Atlantic Royal (#19), Pentito (#4), Wonderland Star (#14), Freeland (#17), Skywriter (#13), Billionair Baby (#6), Launch Pad (#15), Autunno (#18)

[] Ranking at each section and finish
 -:-:- No data available at this section
 NA No data available

SCN Saddle cloth number
 DNF Did not finish
 DNT Did not track



Horse/Jockey Name	Weigall Tiger
Final Rank	1
Fastest Section Time (Section)	0:09.76 (Overall)
Top Speed [km/h] (Section)	69.5 (1200m)
Race State	Finished



Ipswich QLD Professional

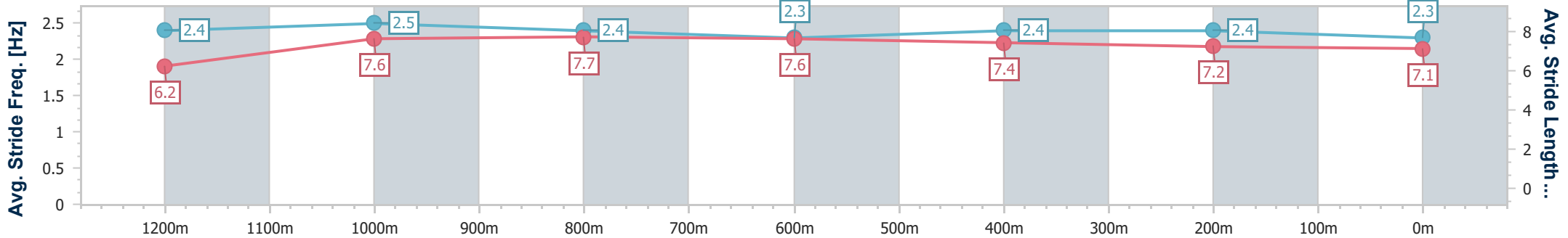
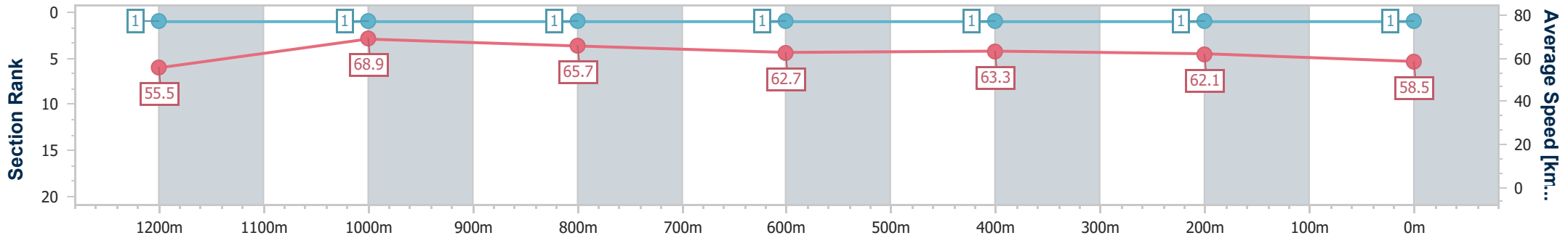
Race 7: VALE BILL HALL Class 4 Handicap - 1350m

28 November 2024 - 17:20

Track Rating: Good 4, Weather: Overcast, Rail Position: +2.5m Entire



Section	Overall	1200m	1000m	800m	600m	400m	200m
Section Times	1:17.87 [1] (0:09.76)	1:08.11 [1] (0:10.47)	0:57.64 [1] (0:10.96)	0:46.68 [1] (0:11.48)	0:35.20 [1] (0:11.35)	0:23.85 [1] (0:11.55)	0:12.30 [1] (0:12.30)
Average Speed [km/h]	55.5	68.9	65.7	62.7	63.3	62.1	58.5
Top Speed [km/h]	67.6	69.5	69.0	63.3	64.3	62.8	60.9
Avg. Dist. to Rail [m]	8.7	4.6	0.4	0.4	0.6	0.9	0.3
Avg. Stride Freq. [Hz]	2.4	2.5	2.4	2.3	2.4	2.4	2.3
Avg. Stride Length [m]	6.2	7.6	7.7	7.6	7.4	7.2	7.1



- [] Ranking at each section and finish
- .-.- No data available at this section
- NA No data available



Horse/Jockey Name	Texas Fireball
Final Rank	2
Fastest Section Time (Section)	0:10.57 (Overall)
Top Speed [km/h] (Section)	68.2 (1200m)
Race State	Finished



Ipswich QLD Professional

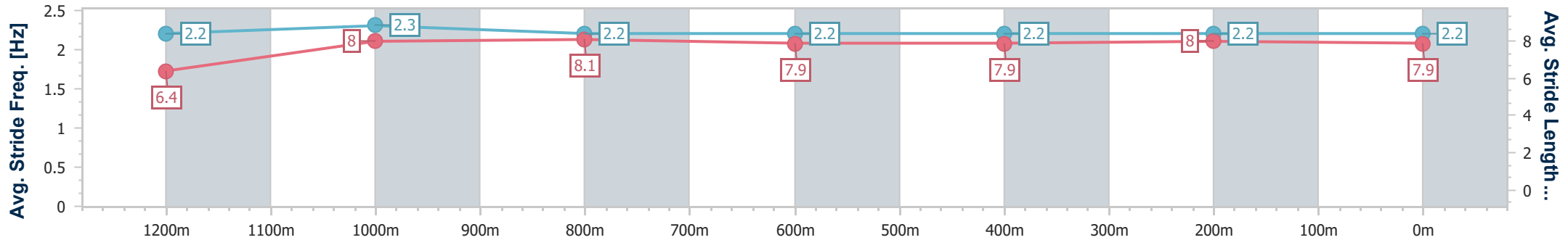
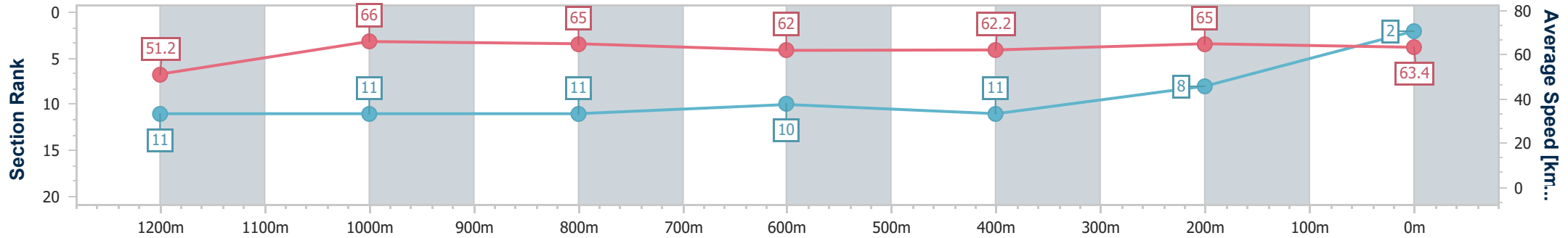
Race 7: VALE BILL HALL Class 4 Handicap - 1350m

28 November 2024 - 17:20

Track Rating: Good 4, Weather: Overcast, Rail Position: +2.5m Entire



Section	Overall	1200m	1000m	800m	600m	400m	200m
Section Times	1:18.29 [2] (0:10.57)	1:07.72 [11] (0:10.91)	0:56.81 [11] (0:11.10)	0:45.71 [11] (0:11.57)	0:34.14 [10] (0:11.62)	0:22.52 [11] (0:11.16)	0:11.36 [8] (0:11.36)
Average Speed [km/h]	51.2	66.0	65.0	62.0	62.2	65.0	63.4
Top Speed [km/h]	62.4	68.2	67.5	64.5	64.1	66.1	64.5
Avg. Dist. to Rail [m]	4.5	3.0	0.5	0.5	0.5	3.5	7.0
Avg. Stride Freq. [Hz]	2.2	2.3	2.2	2.2	2.2	2.2	2.2
Avg. Stride Length [m]	6.4	8.0	8.1	7.9	7.9	8.0	7.9



- [] Ranking at each section and finish
- .-.- No data available at this section
- NA No data available



Horse/Jockey Name	Treporti
Final Rank	3
Fastest Section Time (Section)	0:10.21 (Overall)
Top Speed [km/h] (Section)	69.0 (1200m)
Race State	Finished



Ipswich QLD Professional

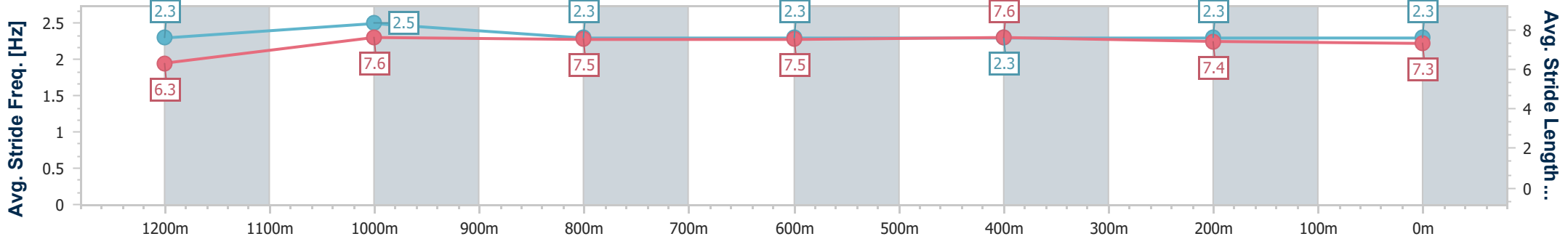
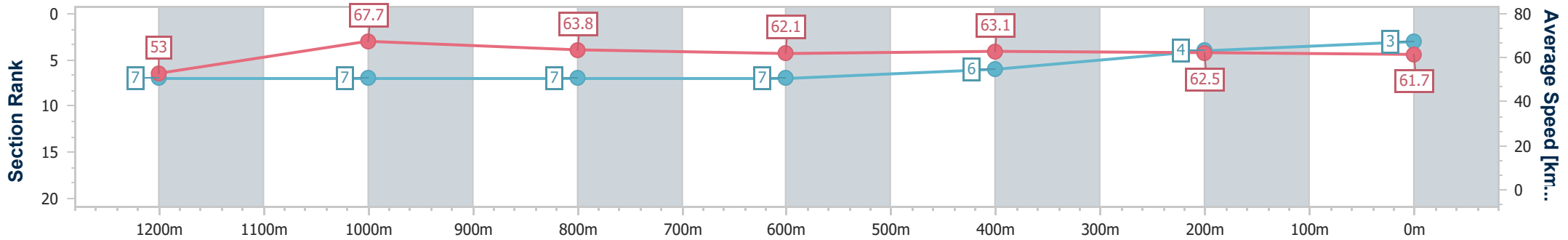
Race 7: VALE BILL HALL Class 4 Handicap - 1350m

28 November 2024 - 17:20

Track Rating: Good 4, Weather: Overcast, Rail Position: +2.5m Entire



Section	Overall	1200m	1000m	800m	600m	400m	200m
Section Times	1:18.34 [3] (0:10.21)	1:08.13 [7] (0:10.68)	0:57.45 [7] (0:11.25)	0:46.20 [7] (0:11.54)	0:34.66 [7] (0:11.40)	0:23.26 [6] (0:11.56)	0:11.70 [4] (0:11.70)
Average Speed [km/h]	53.0	67.7	63.8	62.1	63.1	62.5	61.7
Top Speed [km/h]	68.2	69.0	64.7	64.1	63.9	63.9	63.1
Avg. Dist. to Rail [m]	4.9	2.7	0.7	0.9	1.1	2.4	5.6
Avg. Stride Freq. [Hz]	2.3	2.5	2.3	2.3	2.3	2.3	2.3
Avg. Stride Length [m]	6.3	7.6	7.5	7.5	7.6	7.4	7.3



- [] Ranking at each section and finish
- .-.- No data available at this section
- NA No data available



Horse/Jockey Name	Tambourine Man
Final Rank	4
Fastest Section Time (Section)	0:10.34 (Overall)
Top Speed [km/h] (Section)	68.6 (1200m)
Race State	Finished



Ipswich QLD Professional

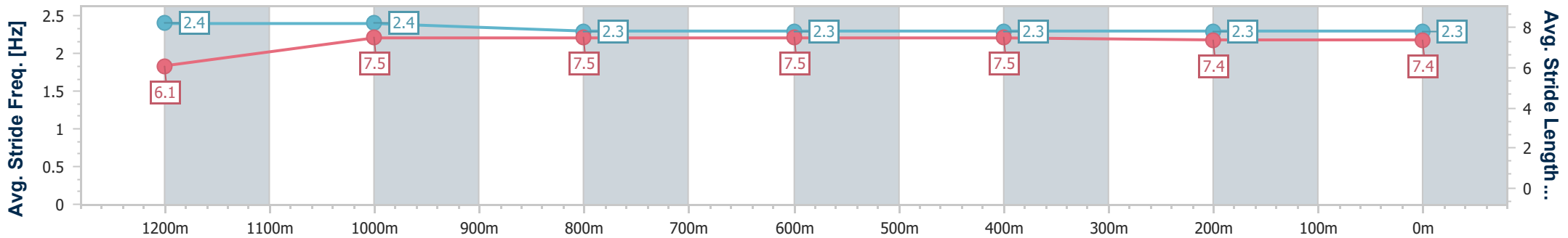
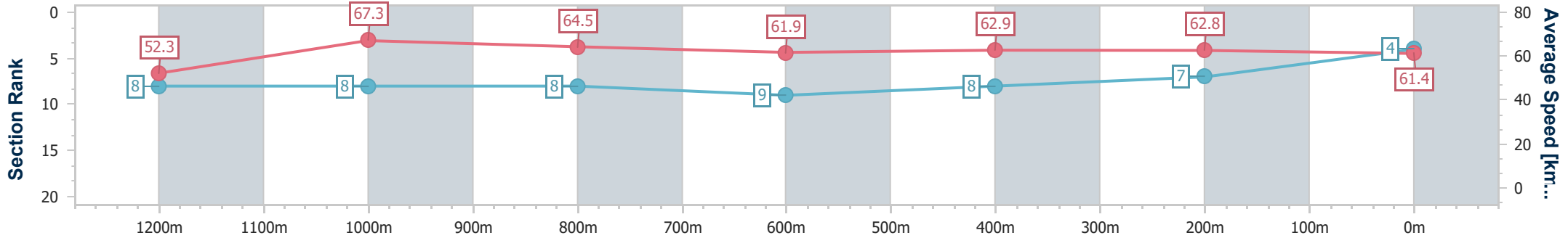
Race 7: VALE BILL HALL Class 4 Handicap - 1350m

28 November 2024 - 17:20

Track Rating: Good 4, Weather: Overcast, Rail Position: +2.5m Entire



Section	Overall	1200m	1000m	800m	600m	400m	200m
Section Times	1:18.66 [4] (0:10.34)	1:08.32 [8] (0:10.73)	0:57.59 [8] (0:11.20)	0:46.39 [8] (0:11.66)	0:34.73 [9] (0:11.48)	0:23.25 [8] (0:11.51)	0:11.74 [7] (0:11.74)
Average Speed [km/h]	52.3	67.3	64.5	61.9	62.9	62.8	61.4
Top Speed [km/h]	64.9	68.6	65.6	64.1	63.1	63.2	63.2
Avg. Dist. to Rail [m]	2.7	2.3	1.6	0.8	0.5	2.3	6.1
Avg. Stride Freq. [Hz]	2.4	2.4	2.3	2.3	2.3	2.3	2.3
Avg. Stride Length [m]	6.1	7.5	7.5	7.5	7.5	7.4	7.4



- [] Ranking at each section and finish
- .-.- No data available at this section
- NA No data available



Horse/Jockey Name	Twyford
Final Rank	5
Fastest Section Time (Section)	0:10.11 (Overall)
Top Speed [km/h] (Section)	69.3 (1200m)
Race State	Finished



Ipswich QLD Professional

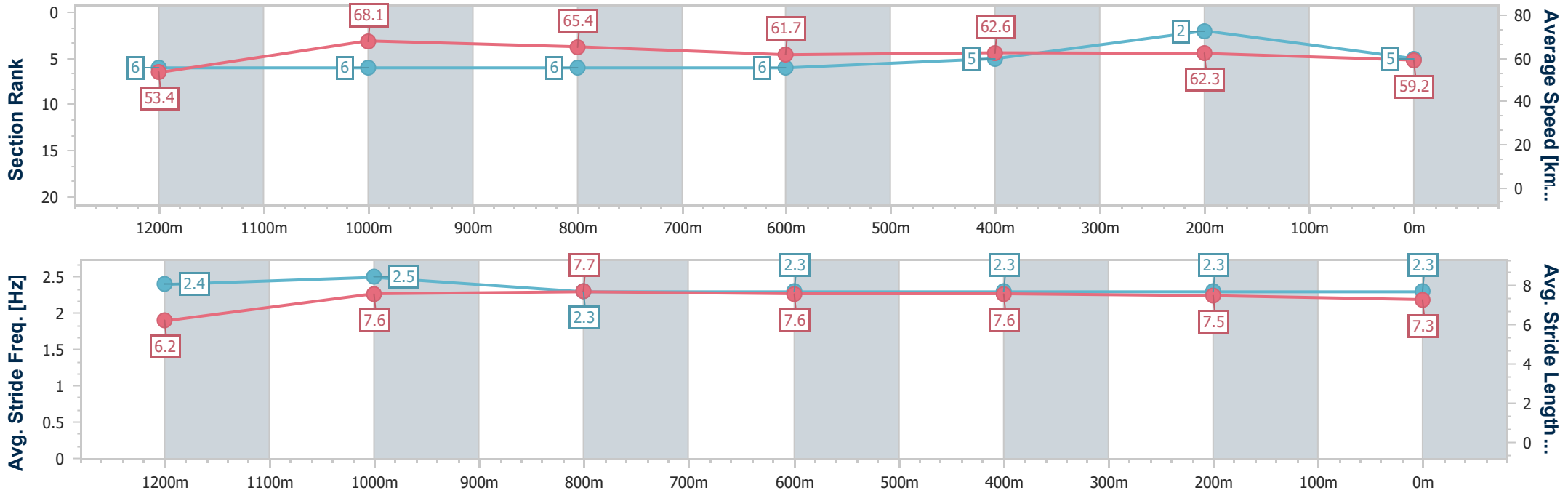
Race 7: VALE BILL HALL Class 4 Handicap - 1350m

28 November 2024 - 17:20

Track Rating: Good 4, Weather: Overcast, Rail Position: +2.5m Entire



Section	Overall	1200m	1000m	800m	600m	400m	200m
Section Times	1:18.69 [5] (0:10.11)	1:08.58 [6] (0:10.60)	0:57.98 [6] (0:11.04)	0:46.94 [6] (0:11.65)	0:35.29 [6] (0:11.50)	0:23.79 [5] (0:11.61)	0:12.18 [2] (0:12.18)
Average Speed [km/h]	53.4	68.1	65.4	61.7	62.6	62.3	59.2
Top Speed [km/h]	66.5	69.3	67.7	63.1	62.9	63.4	61.7
Avg. Dist. to Rail [m]	2.3	2.0	0.5	0.5	0.3	2.4	4.8
Avg. Stride Freq. [Hz]	2.4	2.5	2.3	2.3	2.3	2.3	2.3
Avg. Stride Length [m]	6.2	7.6	7.7	7.6	7.6	7.5	7.3



- [] Ranking at each section and finish
- .-.- No data available at this section
- NA No data available



Horse/Jockey Name	Riviera Blue
Final Rank	6
Fastest Section Time (Section)	0:10.39 (Overall)
Top Speed [km/h] (Section)	67.2 (1200m)
Race State	Finished



Ipswich QLD Professional

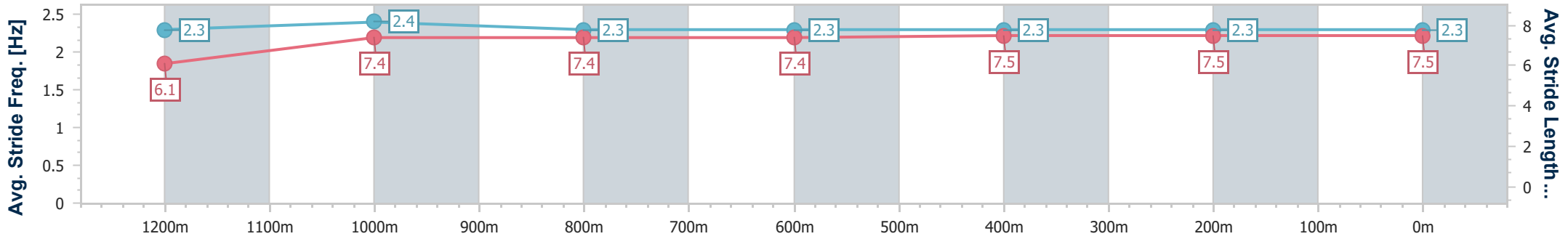
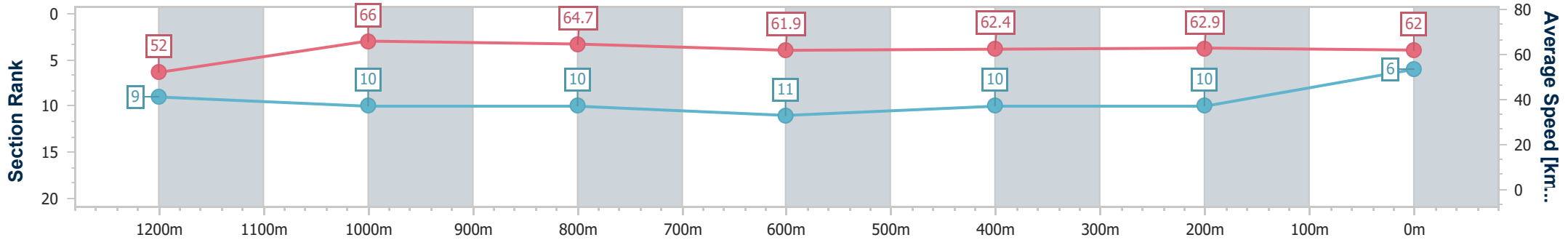
Race 7: VALE BILL HALL Class 4 Handicap - 1350m

28 November 2024 - 17:20

Track Rating: Good 4, Weather: Overcast, Rail Position: +2.5m Entire



Section	Overall	1200m	1000m	800m	600m	400m	200m
Section Times	1:18.95 [6] (0:10.39)	1:08.56 [9] (0:10.95)	0:57.61 [10] (0:11.17)	0:46.44 [10] (0:11.69)	0:34.75 [11] (0:11.56)	0:23.19 [10] (0:11.56)	0:11.63 [10] (0:11.63)
Average Speed [km/h]	52.0	66.0	64.7	61.9	62.4	62.9	62.0
Top Speed [km/h]	64.3	67.2	66.6	63.9	64.0	63.9	62.7
Avg. Dist. to Rail [m]	3.7	3.4	1.7	0.7	0.7	3.7	6.8
Avg. Stride Freq. [Hz]	2.3	2.4	2.3	2.3	2.3	2.3	2.3
Avg. Stride Length [m]	6.1	7.4	7.4	7.4	7.5	7.5	7.5



- [] Ranking at each section and finish
- .-.- No data available at this section
- NA No data available



Horse/Jockey Name	Majestic Boom
Final Rank	7
Fastest Section Time (Section)	0:10.09 (Overall)
Top Speed [km/h] (Section)	69.7 (1200m)
Race State	Finished



Ipswich QLD Professional

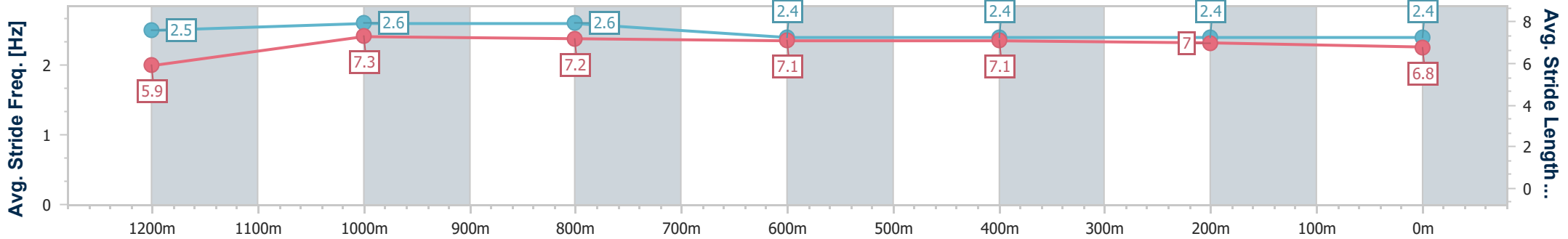
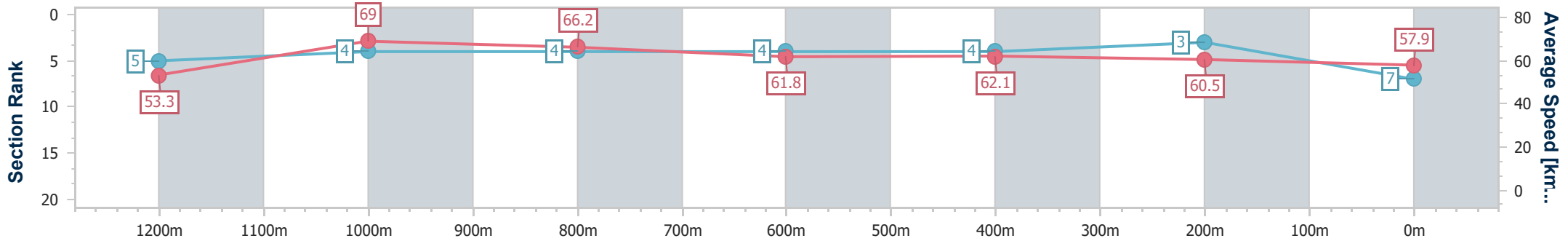
Race 7: VALE BILL HALL Class 4 Handicap - 1350m

28 November 2024 - 17:20

Track Rating: Good 4, Weather: Overcast, Rail Position: +2.5m Entire



Section	Overall	1200m	1000m	800m	600m	400m	200m
Section Times	1:19.04 [7] (0:10.09)	1:08.95 [5] (0:10.52)	0:58.43 [4] (0:10.89)	0:47.54 [4] (0:11.62)	0:35.92 [4] (0:11.64)	0:24.28 [4] (0:11.83)	0:12.45 [3] (0:12.45)
Average Speed [km/h]	53.3	69.0	66.2	61.8	62.1	60.5	57.9
Top Speed [km/h]	66.9	69.7	69.0	63.0	63.0	61.3	60.4
Avg. Dist. to Rail [m]	7.5	3.5	1.2	0.3	0.4	0.8	2.8
Avg. Stride Freq. [Hz]	2.5	2.6	2.6	2.4	2.4	2.4	2.4
Avg. Stride Length [m]	5.9	7.3	7.2	7.1	7.1	7.0	6.8



- [] Ranking at each section and finish
- .-.- No data available at this section
- NA No data available



Horse/Jockey Name	Adoradec
Final Rank	8
Fastest Section Time (Section)	0:10.46 (Overall)
Top Speed [km/h] (Section)	68.1 (1200m)
Race State	Finished



Ipswich QLD Professional

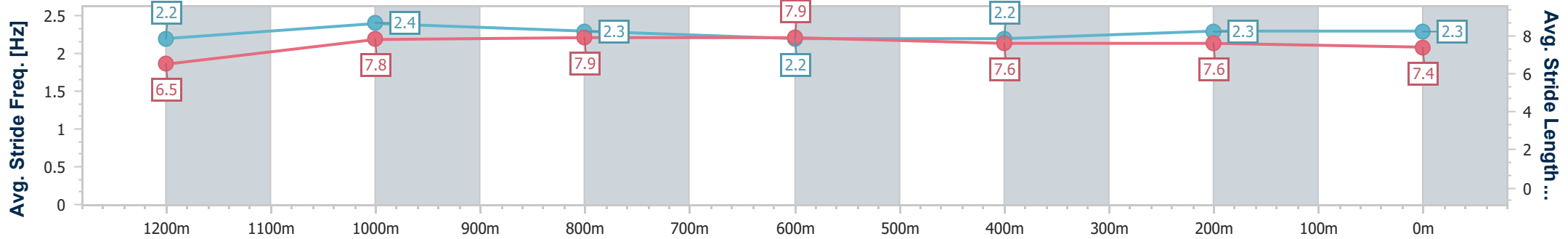
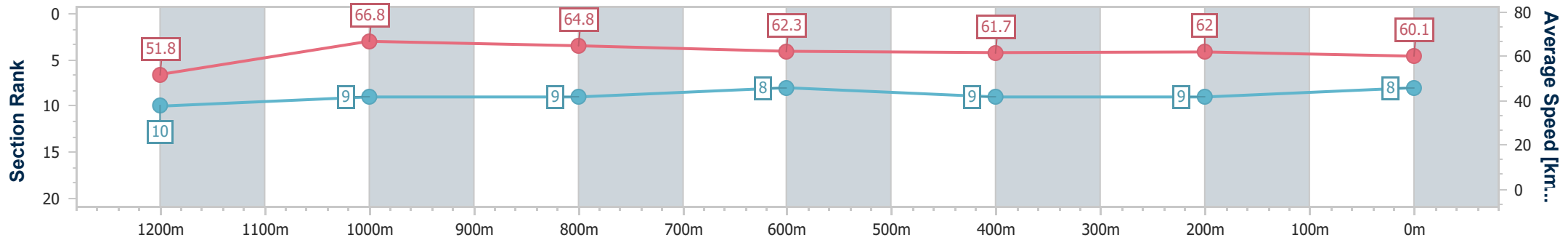
Race 7: VALE BILL HALL Class 4 Handicap - 1350m

28 November 2024 - 17:20

Track Rating: Good 4, Weather: Overcast, Rail Position: +2.5m Entire



Section	Overall	1200m	1000m	800m	600m	400m	200m
Section Times	1:19.09 [8] (0:10.46)	1:08.63 [10] (0:10.74)	0:57.89 [9] (0:11.13)	0:46.76 [9] (0:11.54)	0:35.22 [8] (0:11.61)	0:23.61 [9] (0:11.64)	0:11.97 [9] (0:11.97)
Average Speed [km/h]	51.8	66.8	64.8	62.3	61.7	62.0	60.1
Top Speed [km/h]	65.9	68.1	65.7	64.4	63.1	62.5	61.6
Avg. Dist. to Rail [m]	0.6	0.6	0.2	0.5	0.6	0.8	4.3
Avg. Stride Freq. [Hz]	2.2	2.4	2.3	2.2	2.2	2.3	2.3
Avg. Stride Length [m]	6.5	7.8	7.9	7.9	7.6	7.6	7.4



- [] Ranking at each section and finish
- .-.- No data available at this section
- NA No data available



Horse/Jockey Name	Exceed Speed
Final Rank	9
Fastest Section Time (Section)	0:09.87 (Overall)
Top Speed [km/h] (Section)	69.2 (1200m)
Race State	Finished



Ipswich QLD Professional

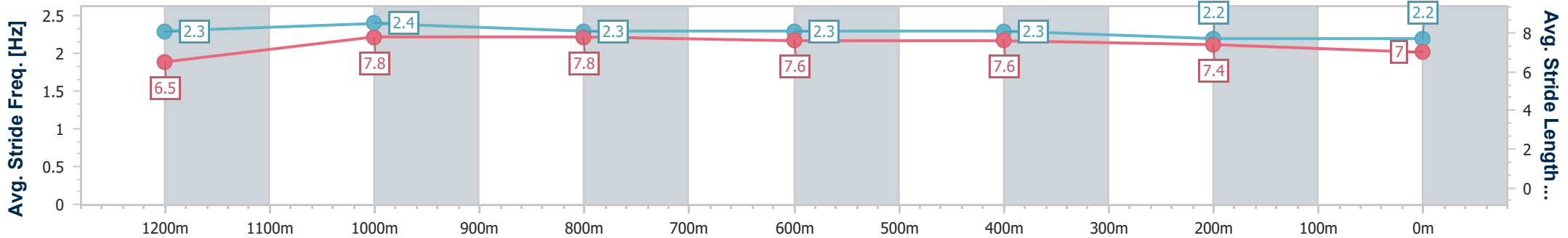
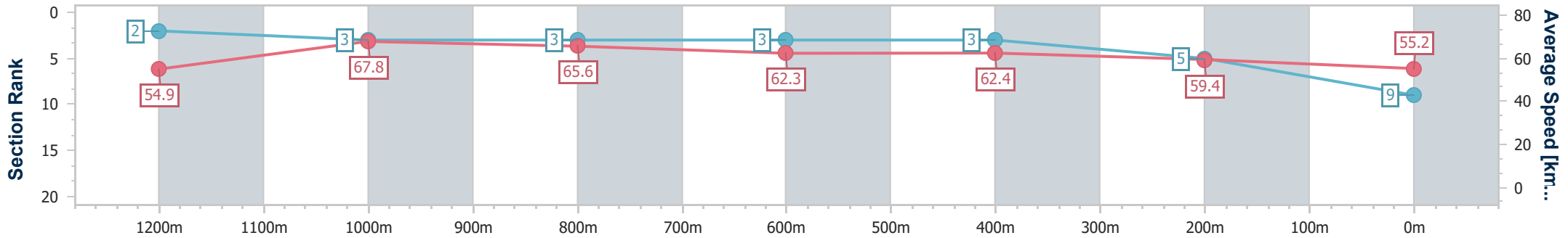
Race 7: VALE BILL HALL Class 4 Handicap - 1350m

28 November 2024 - 17:20

Track Rating: Good 4, Weather: Overcast, Rail Position: +2.5m Entire



Section	Overall	1200m	1000m	800m	600m	400m	200m
Section Times	1:19.67 [9] (0:09.87)	1:09.80 [2] (0:10.59)	0:59.21 [3] (0:11.00)	0:48.21 [3] (0:11.55)	0:36.66 [3] (0:11.54)	0:25.12 [3] (0:12.10)	0:13.02 [5] (0:13.02)
Average Speed [km/h]	54.9	67.8	65.6	62.3	62.4	59.4	55.2
Top Speed [km/h]	67.2	69.2	67.3	63.1	63.2	60.8	57.4
Avg. Dist. to Rail [m]	5.5	1.7	0.2	0.3	0.4	0.4	1.0
Avg. Stride Freq. [Hz]	2.3	2.4	2.3	2.3	2.3	2.2	2.2
Avg. Stride Length [m]	6.5	7.8	7.8	7.6	7.6	7.4	7.0



- [] Ranking at each section and finish
- .-.- No data available at this section
- NA No data available



Horse/Jockey Name	Drialle
Final Rank	10
Fastest Section Time (Section)	0:09.87 (Overall)
Top Speed [km/h] (Section)	69.0 (1200m)
Race State	Finished



Ipswich QLD Professional

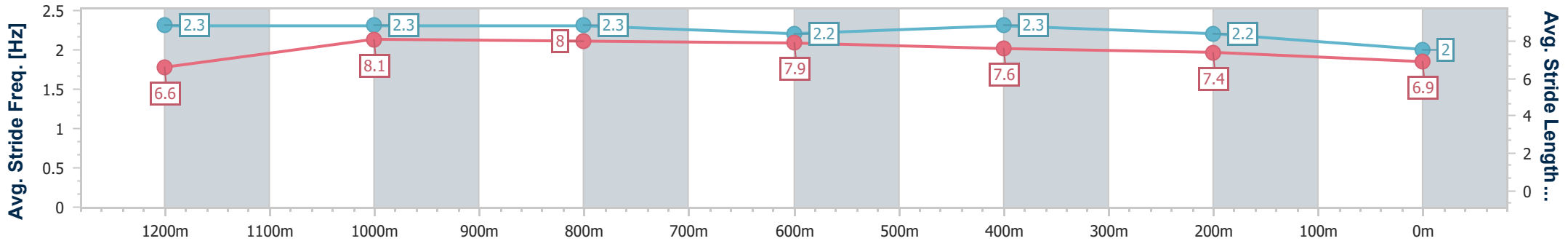
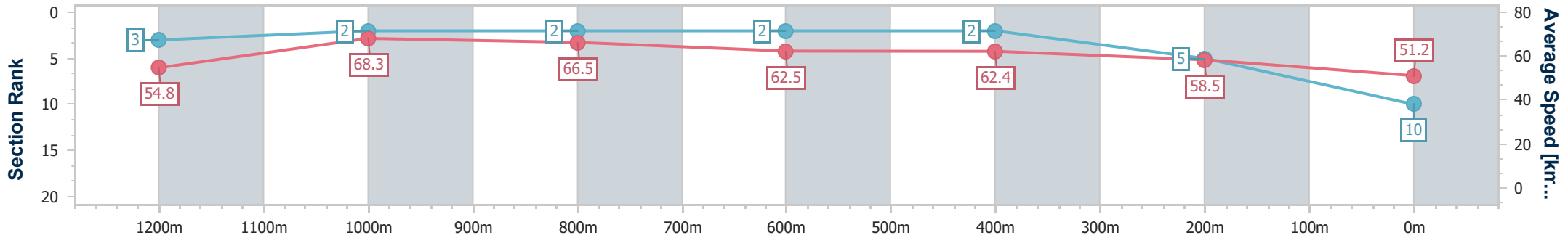
Race 7: VALE BILL HALL Class 4 Handicap - 1350m

28 November 2024 - 17:20

Track Rating: Good 4, Weather: Overcast, Rail Position: +2.5m Entire



Section	Overall	1200m	1000m	800m	600m	400m	200m
Section Times	1:20.69 [10] (0:09.87)	1:10.82 [3] (0:10.58)	1:00.24 [2] (0:10.84)	0:49.40 [2] (0:11.47)	0:37.93 [2] (0:11.54)	0:26.39 [2] (0:12.35)	0:14.04 [5] (0:14.04)
Average Speed [km/h]	54.8	68.3	66.5	62.5	62.4	58.5	51.2
Top Speed [km/h]	68.0	69.0	68.5	63.8	63.0	60.8	56.7
Avg. Dist. to Rail [m]	6.8	2.5	0.3	0.3	0.1	1.0	1.6
Avg. Stride Freq. [Hz]	2.3	2.3	2.3	2.2	2.3	2.2	2.0
Avg. Stride Length [m]	6.6	8.1	8.0	7.9	7.6	7.4	6.9



- [] Ranking at each section and finish
- .-.-.- No data available at this section
- NA No data available



Horse/Jockey Name	Huss On First
Final Rank	11
Fastest Section Time (Section)	0:10.07 (Overall)
Top Speed [km/h] (Section)	68.9 (1200m)
Race State	Finished



Ipswich QLD Professional

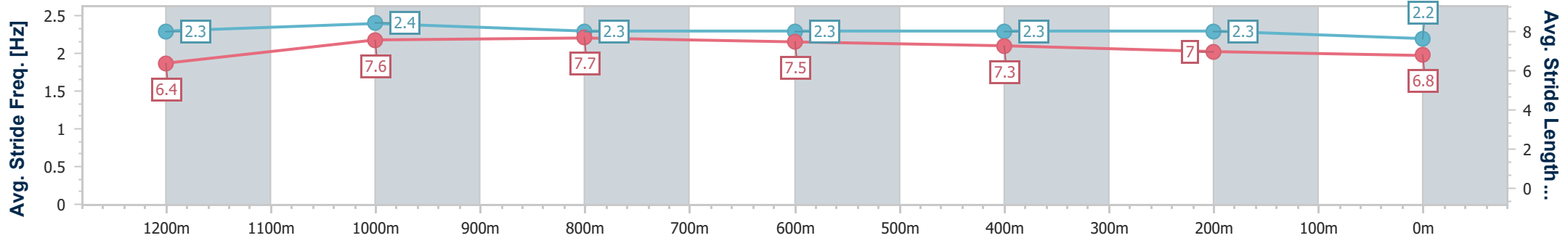
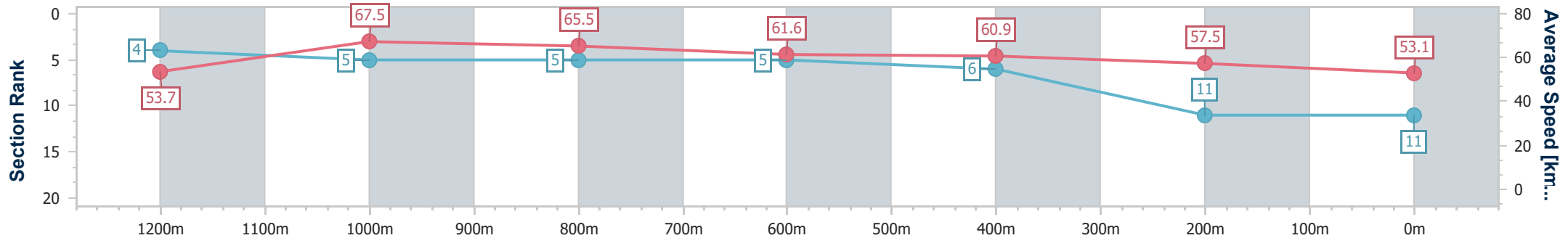
Race 7: VALE BILL HALL Class 4 Handicap - 1350m

28 November 2024 - 17:20

Track Rating: Good 4, Weather: Overcast, Rail Position: +2.5m Entire



Section	Overall	1200m	1000m	800m	600m	400m	200m
Section Times	1:21.09 [11] (0:10.07)	1:11.02 [4] (0:10.63)	1:00.39 [5] (0:10.99)	0:49.40 [5] (0:11.64)	0:37.76 [5] (0:11.75)	0:26.01 [6] (0:12.46)	0:13.55 [11] (0:13.55)
Average Speed [km/h]	53.7	67.5	65.5	61.6	60.9	57.5	53.1
Top Speed [km/h]	65.6	68.9	67.2	62.2	62.2	59.4	55.8
Avg. Dist. to Rail [m]	0.5	0.6	0.7	1.3	1.4	0.9	0.3
Avg. Stride Freq. [Hz]	2.3	2.4	2.3	2.3	2.3	2.3	2.2
Avg. Stride Length [m]	6.4	7.6	7.7	7.5	7.3	7.0	6.8



- [] Ranking at each section and finish
- .-.- No data available at this section
- NA No data available