



**Doomben QLD Professional**  
**Race 9: SELECT FIRE SYSTEMS Colts, Geldings and Entires**  
**BENCHMARK 78 Handicap - 1110m**  
**27 November 2024 - 16:48**



Track Rating: Soft 5, Weather: Overcast, Rail Position: +0m Entire

Section		Field Times											Last 600m	
		Overall	1000m	800m	600m	400m	200m						0:34.43	
		1:03.98 (0:08.31)	0:55.67 (0:10.39)	0:45.28 (0:10.85)	0:34.43 (0:11.23)	0:23.20 (0:11.28)	0:11.92 (0:11.92)							
Rank	TAB Horse/Jockey	Barrier	Top Speed [km/h]	Fastest Section								Margin	Distance Travelled [m]	
1	10 <b>PAYLINE</b> Cejay Graham	11	71.8	0:08.52	1:03.98 [1] (0:08.52)	0:55.46 [5] (0:10.40)	0:45.06 [2] (0:10.87)	0:34.19 [2] (0:11.23)	0:22.96 [2] (0:11.11)	0:11.85 [2] (0:11.85)	1:03.98	0:34.19		
2	13 <b>BUSTING</b> Angela Jones	1	69.3	0:08.53	1:04.00 [2] (0:08.53)	0:55.47 [6] (0:10.57)	0:44.90 [6] (0:10.85)	0:34.05 [5] (0:11.13)	0:22.92 [3] (0:11.18)	0:11.74 [4] (0:11.74)	0.08L	0:34.05	-4	
3	9 <b>MR GALAZI</b> Georgina Cartwright	7	70.6	0:08.31	1:04.03 [3] (0:08.31)	0:55.72 [1] (0:10.39)	0:45.33 [1] (0:10.85)	0:34.48 [1] (0:11.23)	0:23.25 [1] (0:11.28)	0:11.97 [1] (0:11.97)	0.28L	0:34.48	-1	
4	11 <b>ADDRIEL</b> Bailey Wheeler	9	69.8	0:08.70	1:04.16 [4] (0:08.70)	0:55.46 [8] (0:10.78)	0:44.68 [8] (0:10.87)	0:33.81 [9] (0:11.29)	0:22.52 [10] (0:10.83)	0:11.69 [7] (0:11.69)	1.01L	0:33.81	+5	
5	1 <b>DEEP RESPECT</b> James Orman	4	68.2	0:08.56	1:04.21 [5] (0:08.56)	0:55.65 [7] (0:10.75)	0:44.90 [7] (0:10.90)	0:34.00 [7] (0:11.31)	0:22.69 [8] (0:11.01)	0:11.68 [9] (0:11.68)	1.35L	0:34.00	+0	
6	2 <b>EPIC PROPORTIONS</b> Ryan Maloney	12	69.7	0:08.44	1:04.26 [6] (0:08.44)	0:55.82 [3] (0:10.57)	0:45.25 [4] (0:10.86)	0:34.39 [3] (0:11.24)	0:23.15 [4] (0:11.14)	0:12.01 [3] (0:12.01)	1.61L	0:34.39	+5	
7	3 <b>GODFATHER</b> Andrew Mallyon	5	69.1	0:08.82	1:04.44 [7] (0:08.82)	0:55.62 [9] (0:10.69)	0:44.93 [9] (0:10.72)	0:34.21 [8] (0:11.09)	0:23.12 [6] (0:11.17)	0:11.95 [8] (0:11.95)	2.67L	0:34.21	-3	
8	7 <b>ACRES AWAY</b> Jag Guthmann-Chester	10	70.0	0:08.88	1:04.45 [8] (0:08.88)	0:55.57 [11] (0:10.87)	0:44.70 [10] (0:10.83)	0:33.87 [10] (0:11.25)	0:22.62 [11] (0:10.95)	0:11.67 [10] (0:11.67)	2.72L	0:33.87	-3	
9	8 <b>TROIKA</b> Emily Lang	2	69.6	0:08.43	1:04.53 [9] (0:08.43)	0:56.10 [2] (0:10.56)	0:45.54 [3] (0:10.95)	0:34.59 [4] (0:11.36)	0:23.23 [5] (0:11.14)	0:12.09 [6] (0:12.09)	3.22L	0:34.59	+1	
10	12 <b>BOSSSED UP</b> Kyle Wilson-Taylor	6	70.1	0:08.48	1:04.61 [10] (0:08.48)	0:56.13 [4] (0:10.60)	0:45.53 [5] (0:11.05)	0:34.48 [6] (0:11.26)	0:23.22 [7] (0:10.93)	0:12.29 [5] (0:12.29)	3.69L	0:34.48	+3	

Scratched: Divine Okay (#4), Taltarni Fields (#15), Tellez (#16), Heartoni (#5)

[ ] Ranking at each section and finish  
 -:-:- No data available at this section  
 NA No data available  
 SCN Saddle cloth number  
 DNF Did not finish  
 DNT Did not track



**Doomben QLD Professional**  
**Race 9: SELECT FIRE SYSTEMS Colts, Geldings and Entires**  
**BENCHMARK 78 Handicap - 1110m**  
**27 November 2024 - 16:48**



Track Rating: Soft 5, Weather: Overcast, Rail Position: +0m Entire

Section		Overall	1000m	800m	600m	400m	200m	Last 600m					
Field Times		1:03.98 (0:08.31)	0:55.67 (0:10.39)	0:45.28 (0:10.85)	0:34.43 (0:11.23)	0:23.20 (0:11.28)	0:11.92 (0:11.92)	0:34.43					
Rank	TAB Horse/Jockey	Barrier	Top Speed [km/h]	Fastest Section	Margin							Distance Travelled [m]	
11	14 MARKWELL DREAMER Robbie Dolan	8	69.7 800m	0:09.07 Overall	1:04.65 [11] (0:09.07)	0:55.58 [12] (0:10.82)	0:44.76 [12] (0:10.79)	0:33.97 [11] (0:11.20)	0:22.77 [12] (0:10.91)	0:11.86 [11] (0:11.86)	3.93L	0:33.97	+1
12	6 KAVAK Samantha Collett	3	67.6 800m	0:08.85 Overall	1:05.36 [12] (0:08.85)	0:56.51 [10] (0:10.97)	0:45.54 [11] (0:10.88)	0:34.66 [12] (0:10.93)	0:23.73 [9] (0:11.22)	0:12.51 [12] (0:12.51)	8.07L	0:34.66	-4

Scratched: Divine Okay (#4), Taltarni Fields (#15), Tellez (#16), Heartoni (#5)

[ ] Ranking at each section and finish  
 -:-:-:- No data available at this section  
 NA No data available

SCN Saddle cloth number  
 DNF Did not finish  
 DNT Did not track



Horse/Jockey Name	Payline
Final Rank	1
Fastest Section Time (Section)	0:08.52 (Overall)
Top Speed [km/h] (Section)	71.8 (1000m)
Race State	Finished

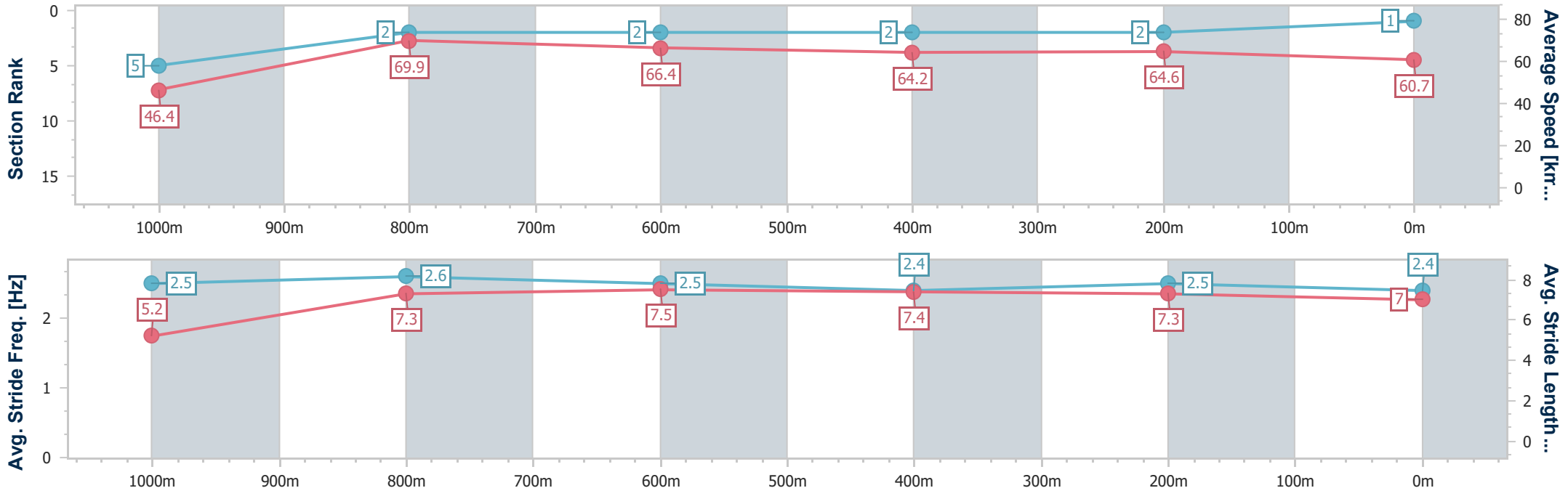


**Doomben QLD Professional**  
**Race 9: SELECT FIRE SYSTEMS Colts, Geldings and Entires**  
**BENCHMARK 78 Handicap - 1110m**  
 27 November 2024 - 16:48  
 Track Rating: Soft 5, Weather: Overcast, Rail Position: +0m Entire



BRISBANE  
RACING CLUB

Section	Overall	1000m	800m	600m	400m	200m
Section Times	1:03.98 [1] (0:08.52)	0:55.46 [5] (0:10.40)	0:45.06 [2] (0:10.87)	0:34.19 [2] (0:11.23)	0:22.96 [2] (0:11.11)	0:11.85 [2] (0:11.85)
Average Speed [km/h]	46.4	69.9	66.4	64.2	64.6	60.7
Top Speed [km/h]	67.1	71.8	67.9	65.1	65.5	64.5
Avg. Dist. to Rail [m]	10.2	4.8	0.9	0.4	0.7	0.5
Avg. Stride Freq. [Hz]	2.5	2.6	2.5	2.4	2.5	2.4
Avg. Stride Length [m]	5.2	7.3	7.5	7.4	7.3	7.0



- [ ] Ranking at each section and finish
- .-.- No data available at this section
- NA No data available



Horse/Jockey Name	Busting
Final Rank	2
Fastest Section Time (Section)	0:08.53 (Overall)
Top Speed [km/h] (Section)	69.3 (1000m)
Race State	Finished



**Doomben QLD Professional**  
**Race 9: SELECT FIRE SYSTEMS Colts, Geldings and Entires**  
**BENCHMARK 78 Handicap - 1110m**

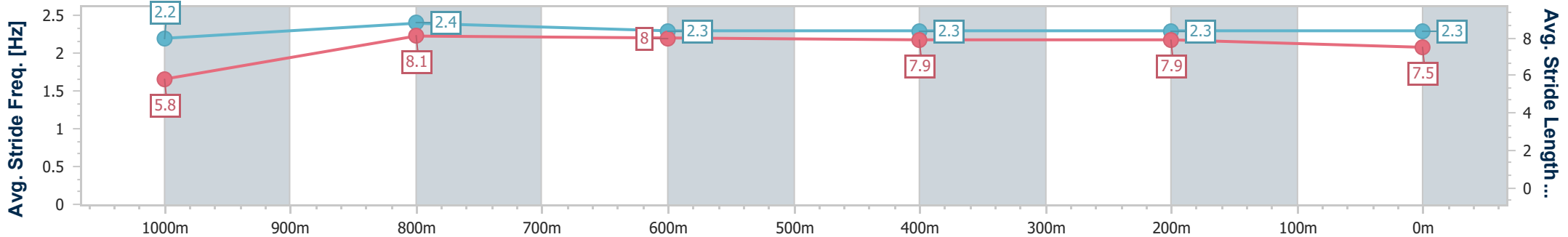
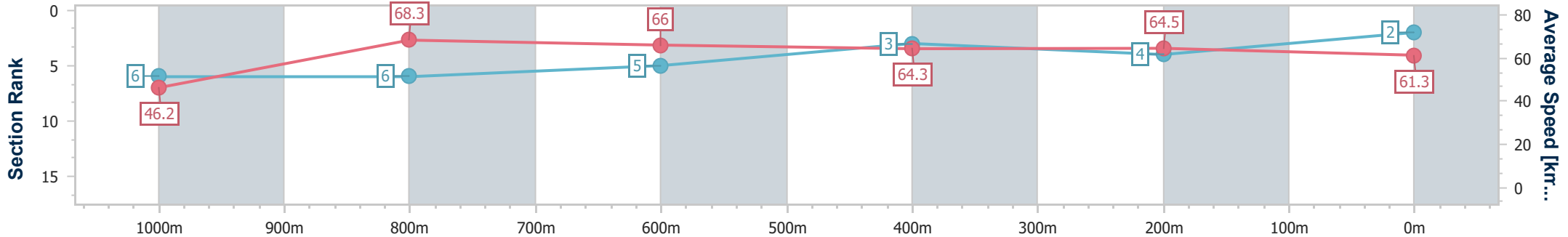
27 November 2024 - 16:48

Track Rating: Soft 5, Weather: Overcast, Rail Position: +0m Entire



BRISBANE  
RACING CLUB

Section	Overall	1000m	800m	600m	400m	200m
Section Times	1:04.00 [2] (0:08.53)	0:55.47 [6] (0:10.57)	0:44.90 [6] (0:10.85)	0:34.05 [5] (0:11.13)	0:22.92 [3] (0:11.18)	0:11.74 [4] (0:11.74)
Average Speed [km/h]	46.2	68.3	66.0	64.3	64.5	61.3
Top Speed [km/h]	65.2	69.3	67.0	65.9	65.8	62.5
Avg. Dist. to Rail [m]	1.5	0.5	0.6	0.5	0.5	1.0
Avg. Stride Freq. [Hz]	2.2	2.4	2.3	2.3	2.3	2.3
Avg. Stride Length [m]	5.8	8.1	8.0	7.9	7.9	7.5



- [ ] Ranking at each section and finish
- .-.- No data available at this section
- NA No data available



Horse/Jockey Name	Mr Galazi
Final Rank	3
Fastest Section Time (Section)	0:08.31 (Overall)
Top Speed [km/h] (Section)	70.6 (1000m)
Race State	Finished



**Doomben QLD Professional**  
**Race 9: SELECT FIRE SYSTEMS Colts, Geldings and Entires**  
**BENCHMARK 78 Handicap - 1110m**

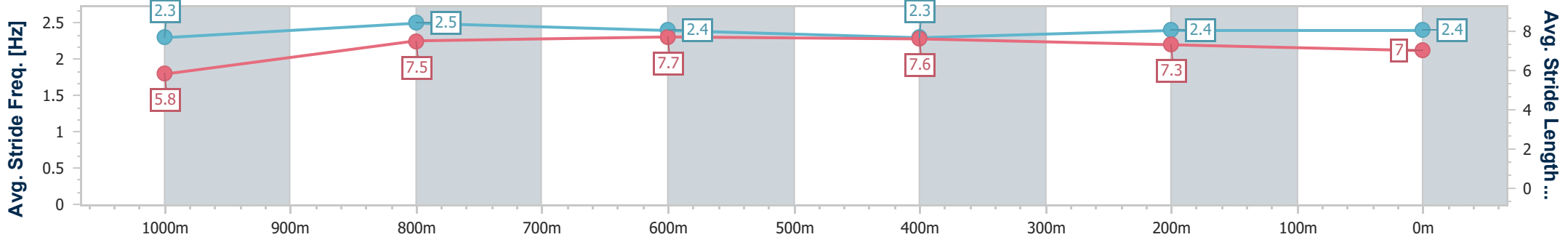
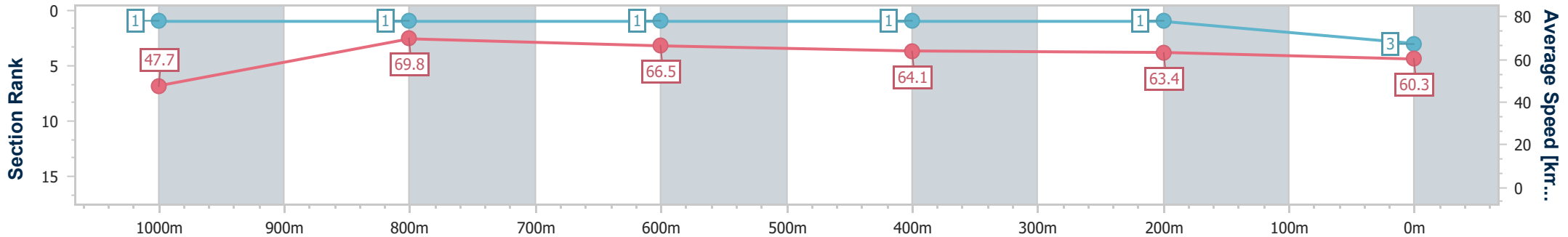
27 November 2024 - 16:48

Track Rating: Soft 5, Weather: Overcast, Rail Position: +0m Entire



BRISBANE  
RACING CLUB

Section	Overall	1000m	800m	600m	400m	200m
Section Times	1:04.03 [3] (0:08.31)	0:55.72 [1] (0:10.39)	0:45.33 [1] (0:10.85)	0:34.48 [1] (0:11.23)	0:23.25 [1] (0:11.28)	0:11.97 [1] (0:11.97)
Average Speed [km/h]	47.7	69.8	66.5	64.1	63.4	60.3
Top Speed [km/h]	67.4	70.6	69.1	64.8	64.5	63.1
Avg. Dist. to Rail [m]	8.1	3.8	0.5	0.5	1.5	1.3
Avg. Stride Freq. [Hz]	2.3	2.5	2.4	2.3	2.4	2.4
Avg. Stride Length [m]	5.8	7.5	7.7	7.6	7.3	7.0



- [ ] Ranking at each section and finish
- .-.- No data available at this section
- NA No data available



Horse/Jockey Name	Adriël
Final Rank	4
Fastest Section Time (Section)	0:08.70 (Overall)
Top Speed [km/h] (Section)	69.8 (1000m)
Race State	Finished



**Doomben QLD Professional**  
**Race 9: SELECT FIRE SYSTEMS Colts, Geldings and Entires**  
**BENCHMARK 78 Handicap - 1110m**

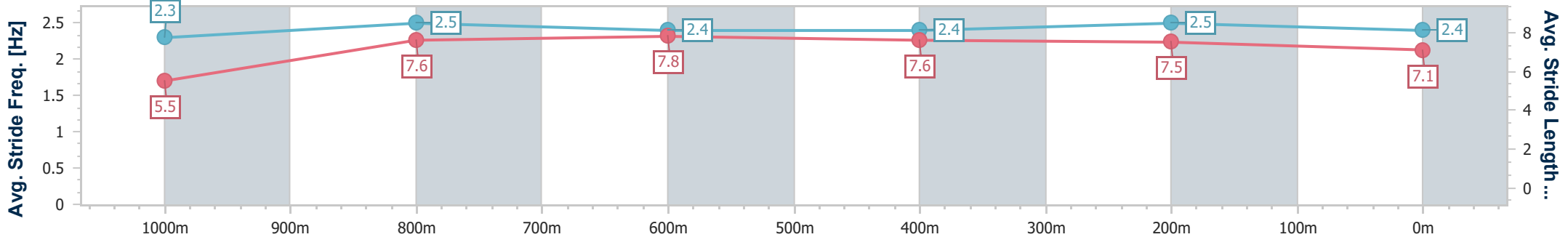
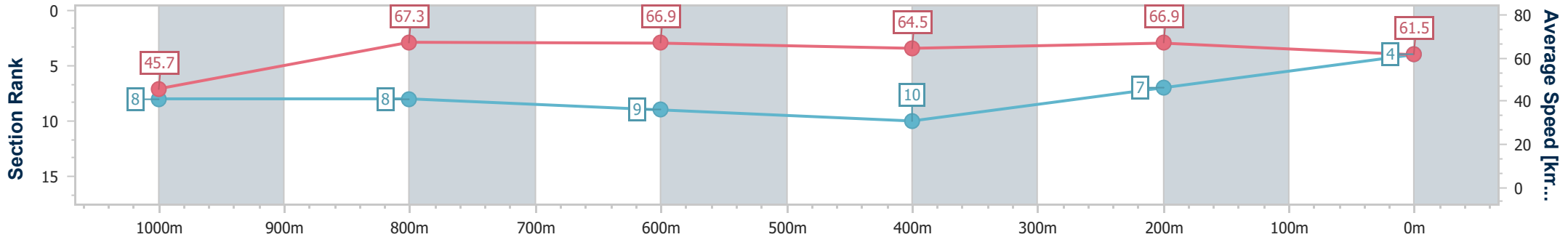


**BRISBANE**  
 RACING CLUB

27 November 2024 - 16:48

Track Rating: Soft 5, Weather: Overcast, Rail Position: +0m Entire

Section	Overall	1000m	800m	600m	400m	200m
Section Times	1:04.16 [4] (0:08.70)	0:55.46 [8] (0:10.78)	0:44.68 [8] (0:10.87)	0:33.81 [9] (0:11.29)	0:22.52 [10] (0:10.83)	0:11.69 [7] (0:11.69)
Average Speed [km/h]	45.7	67.3	66.9	64.5	66.9	61.5
Top Speed [km/h]	64.8	69.8	69.7	66.2	67.4	66.1
Avg. Dist. to Rail [m]	9.1	3.2	1.9	2.2	3.0	4.9
Avg. Stride Freq. [Hz]	2.3	2.5	2.4	2.4	2.5	2.4
Avg. Stride Length [m]	5.5	7.6	7.8	7.6	7.5	7.1



- [ ] Ranking at each section and finish
- .-.- No data available at this section
- NA No data available



Horse/Jockey Name	Deep Respect
Final Rank	5
Fastest Section Time (Section)	0:08.56 (Overall)
Top Speed [km/h] (Section)	68.2 (1000m)
Race State	Finished

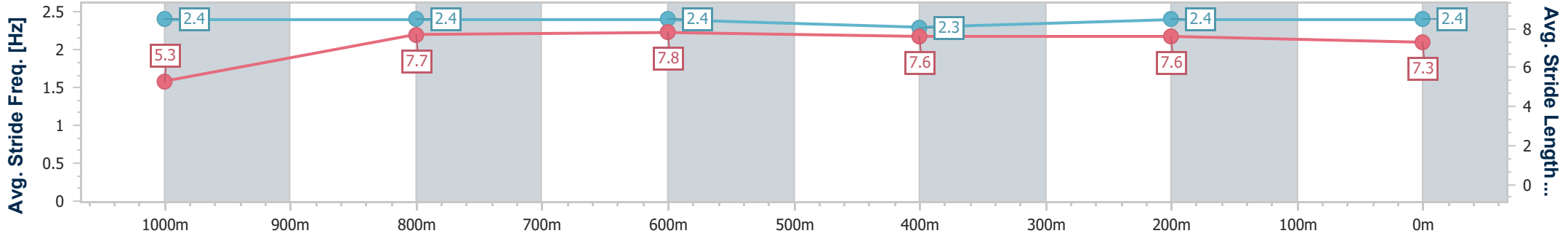
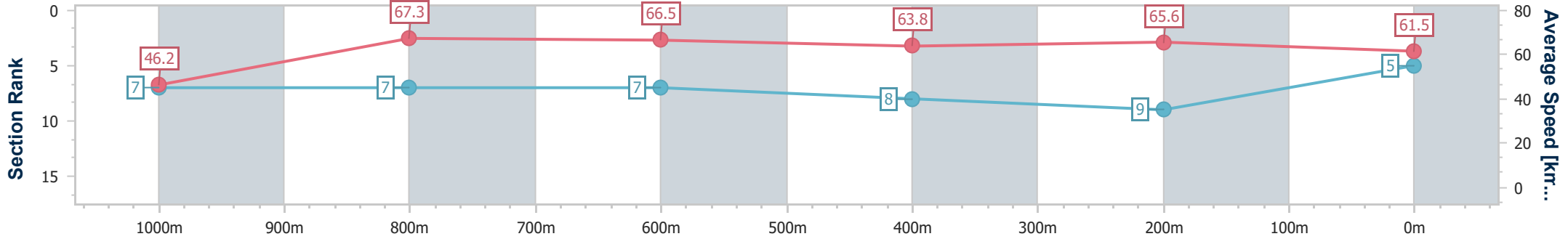


**Doomben QLD Professional**  
**Race 9: SELECT FIRE SYSTEMS Colts, Geldings and Entires**  
**BENCHMARK 78 Handicap - 1110m**  
 27 November 2024 - 16:48  
 Track Rating: Soft 5, Weather: Overcast, Rail Position: +0m Entire



BRISBANE  
RACING CLUB

Section	Overall	1000m	800m	600m	400m	200m
Section Times	1:04.21 [5] (0:08.56)	0:55.65 [7] (0:10.75)	0:44.90 [7] (0:10.90)	0:34.00 [7] (0:11.31)	0:22.69 [8] (0:11.01)	0:11.68 [9] (0:11.68)
Average Speed [km/h]	46.2	67.3	66.5	63.8	65.6	61.5
Top Speed [km/h]	66.2	68.2	67.4	66.0	66.5	63.9
Avg. Dist. to Rail [m]	5.7	2.3	1.1	0.8	1.2	4.3
Avg. Stride Freq. [Hz]	2.4	2.4	2.4	2.3	2.4	2.4
Avg. Stride Length [m]	5.3	7.7	7.8	7.6	7.6	7.3



- [ ] Ranking at each section and finish
- .-.- No data available at this section
- NA No data available



Horse/Jockey Name	Epic Proportions
Final Rank	6
Fastest Section Time (Section)	0:08.44 (Overall)
Top Speed [km/h] (Section)	69.7 (1000m)
Race State	Finished

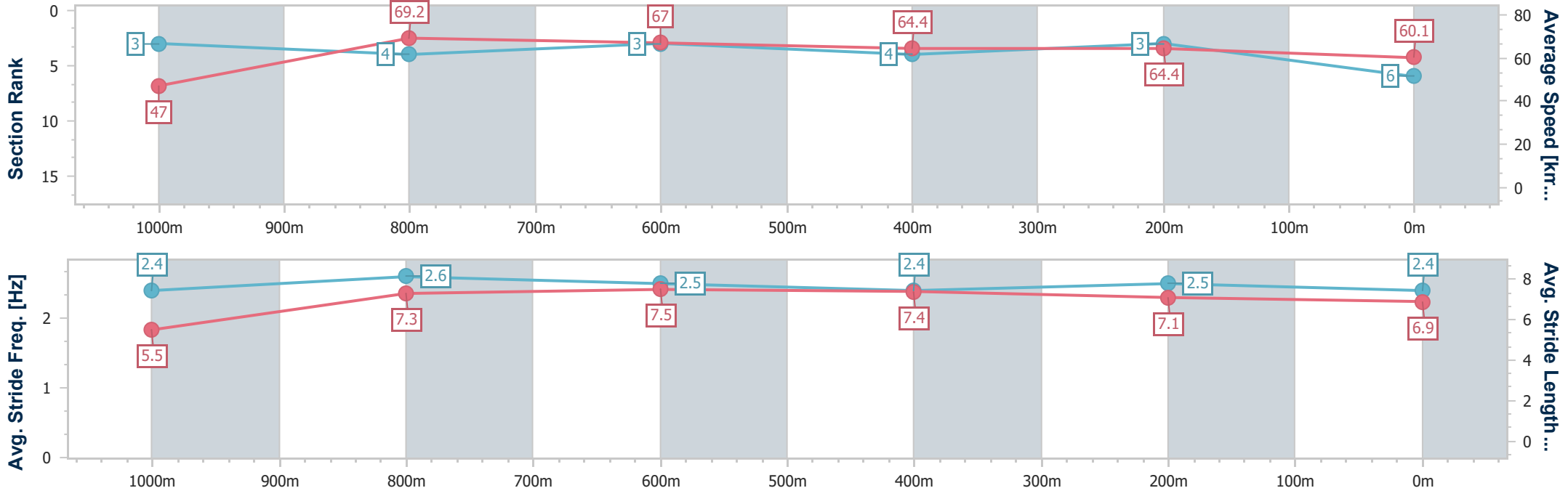


**Doomben QLD Professional**  
**Race 9: SELECT FIRE SYSTEMS Colts, Geldings and Entires**  
**BENCHMARK 78 Handicap - 1110m**  
 27 November 2024 - 16:48  
 Track Rating: Soft 5, Weather: Overcast, Rail Position: +0m Entire



BRISBANE  
RACING CLUB

Section	Overall	1000m	800m	600m	400m	200m
Section Times	1:04.26 [6] (0:08.44)	0:55.82 [3] (0:10.57)	0:45.25 [4] (0:10.86)	0:34.39 [3] (0:11.24)	0:23.15 [4] (0:11.14)	0:12.01 [3] (0:12.01)
Average Speed [km/h]	47.0	69.2	67.0	64.4	64.4	60.1
Top Speed [km/h]	66.9	69.7	68.8	65.5	65.1	63.8
Avg. Dist. to Rail [m]	11.3	5.8	1.9	1.0	1.0	2.9
Avg. Stride Freq. [Hz]	2.4	2.6	2.5	2.4	2.5	2.4
Avg. Stride Length [m]	5.5	7.3	7.5	7.4	7.1	6.9



- [ ] Ranking at each section and finish
- .-.- No data available at this section
- NA No data available





Horse/Jockey Name	Godfather
Final Rank	7
Fastest Section Time (Section)	0:08.82 (Overall)
Top Speed [km/h] (Section)	69.1 (1000m)
Race State	Finished



**Doomben QLD Professional**  
**Race 9: SELECT FIRE SYSTEMS Colts, Geldings and Entires**  
**BENCHMARK 78 Handicap - 1110m**

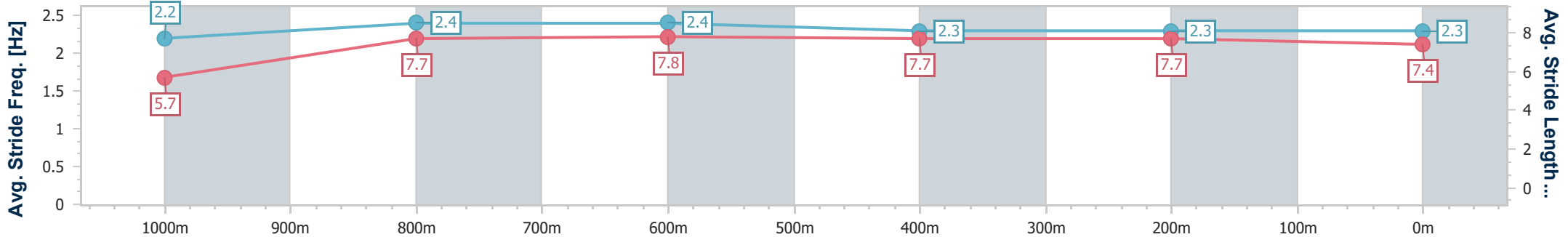
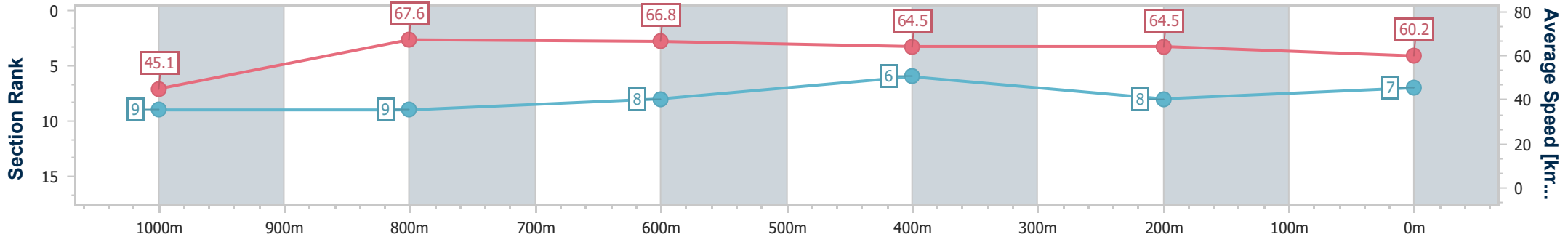
27 November 2024 - 16:48

Track Rating: Soft 5, Weather: Overcast, Rail Position: +0m Entire



BRISBANE  
RACING CLUB

Section	Overall	1000m	800m	600m	400m	200m
Section Times	1:04.44 [7] (0:08.82)	0:55.62 [9] (0:10.69)	0:44.93 [9] (0:10.72)	0:34.21 [8] (0:11.09)	0:23.12 [6] (0:11.17)	0:11.95 [8] (0:11.95)
Average Speed [km/h]	45.1	67.6	66.8	64.5	64.5	60.2
Top Speed [km/h]	66.4	69.1	69.1	66.5	65.4	62.9
Avg. Dist. to Rail [m]	5.2	1.6	0.5	1.0	0.7	0.7
Avg. Stride Freq. [Hz]	2.2	2.4	2.4	2.3	2.3	2.3
Avg. Stride Length [m]	5.7	7.7	7.8	7.7	7.7	7.4



- [ ] Ranking at each section and finish
- .-.- No data available at this section
- NA No data available



Horse/Jockey Name	Acres Away
Final Rank	8
Fastest Section Time (Section)	0:08.88 (Overall)
Top Speed [km/h] (Section)	70.0 (800m)
Race State	Finished



**Doomben QLD Professional**  
**Race 9: SELECT FIRE SYSTEMS Colts, Geldings and Entires**  
**BENCHMARK 78 Handicap - 1110m**

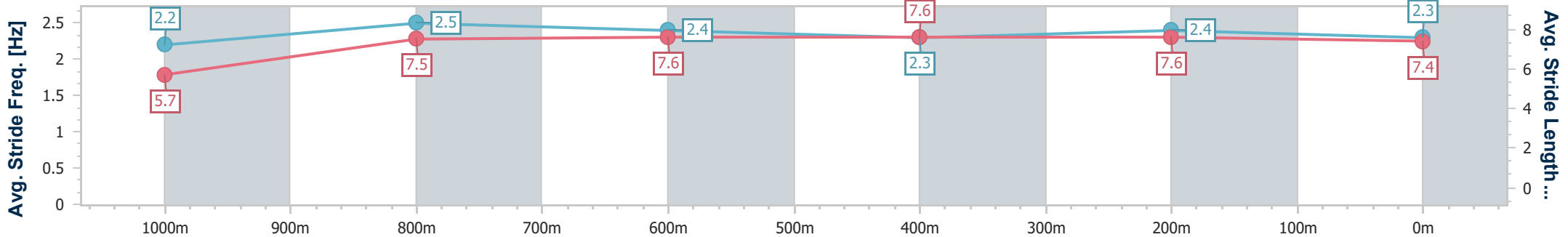
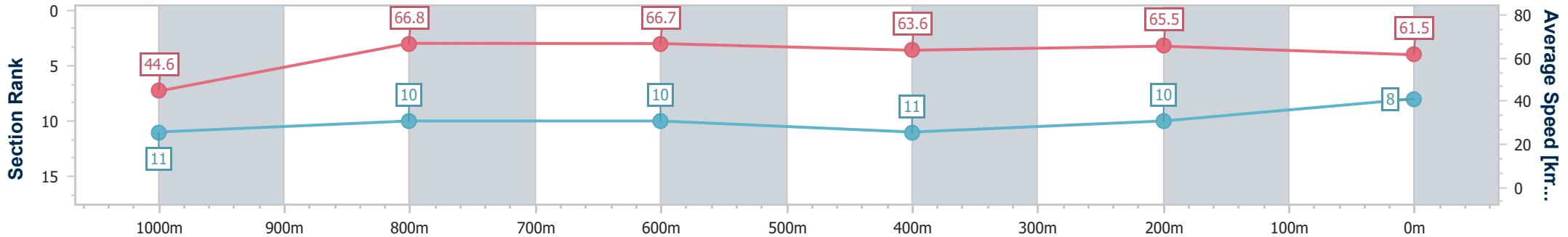
27 November 2024 - 16:48

Track Rating: Soft 5, Weather: Overcast, Rail Position: +0m Entire



BRISBANE  
RACING CLUB

Section	Overall	1000m	800m	600m	400m	200m
Section Times	1:04.45 [8] (0:08.88)	0:55.57 [11] (0:10.87)	0:44.70 [10] (0:10.83)	0:33.87 [10] (0:11.25)	0:22.62 [11] (0:10.95)	0:11.67 [10] (0:11.67)
Average Speed [km/h]	44.6	66.8	66.7	63.6	65.5	61.5
Top Speed [km/h]	64.8	69.9	70.0	67.0	68.2	65.0
Avg. Dist. to Rail [m]	8.8	4.1	0.6	1.2	0.9	1.6
Avg. Stride Freq. [Hz]	2.2	2.5	2.4	2.3	2.4	2.3
Avg. Stride Length [m]	5.7	7.5	7.6	7.6	7.6	7.4



- [ ] Ranking at each section and finish
- .-.- No data available at this section
- NA No data available



Horse/Jockey Name	Troika
Final Rank	9
Fastest Section Time (Section)	0:08.43 (Overall)
Top Speed [km/h] (Section)	69.6 (1000m)
Race State	Finished



**Doomben QLD Professional**  
**Race 9: SELECT FIRE SYSTEMS Colts, Geldings and Entires**  
**BENCHMARK 78 Handicap - 1110m**

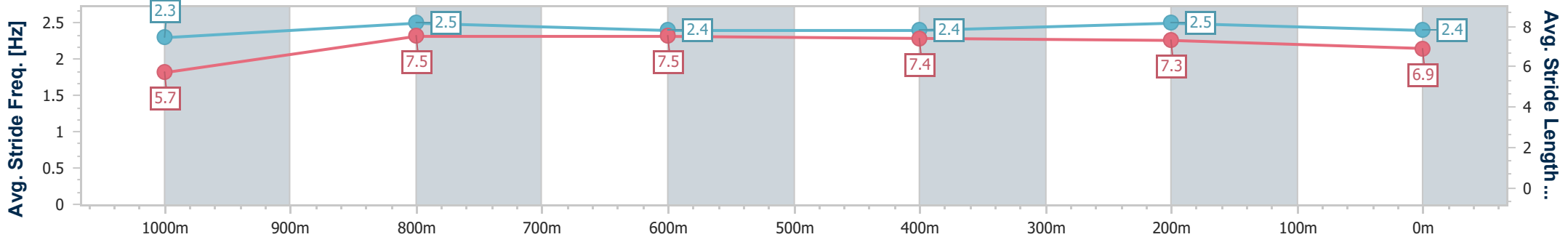
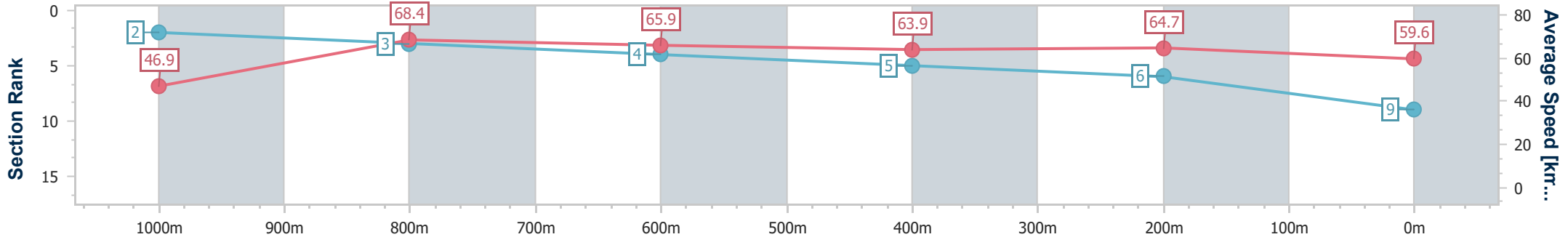


**BRISBANE**  
 RACING CLUB

27 November 2024 - 16:48

Track Rating: Soft 5, Weather: Overcast, Rail Position: +0m Entire

Section	Overall	1000m	800m	600m	400m	200m
Section Times	1:04.53 [9] (0:08.43)	0:56.10 [2] (0:10.56)	0:45.54 [3] (0:10.95)	0:34.59 [4] (0:11.36)	0:23.23 [5] (0:11.14)	0:12.09 [6] (0:12.09)
Average Speed [km/h]	46.9	68.4	65.9	63.9	64.7	59.6
Top Speed [km/h]	65.7	69.6	67.9	65.7	65.6	63.0
Avg. Dist. to Rail [m]	1.1	0.4	0.5	1.3	0.2	1.4
Avg. Stride Freq. [Hz]	2.3	2.5	2.4	2.4	2.5	2.4
Avg. Stride Length [m]	5.7	7.5	7.5	7.4	7.3	6.9



- [ ] Ranking at each section and finish
- .-.- No data available at this section
- NA No data available



Horse/Jockey Name	Bossed Up
Final Rank	10
Fastest Section Time (Section)	0:08.48 (Overall)
Top Speed [km/h] (Section)	70.1 (1000m)
Race State	Finished

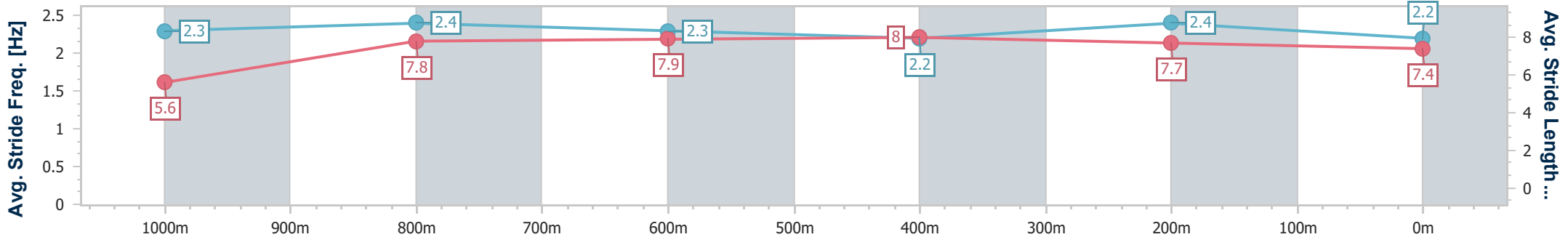
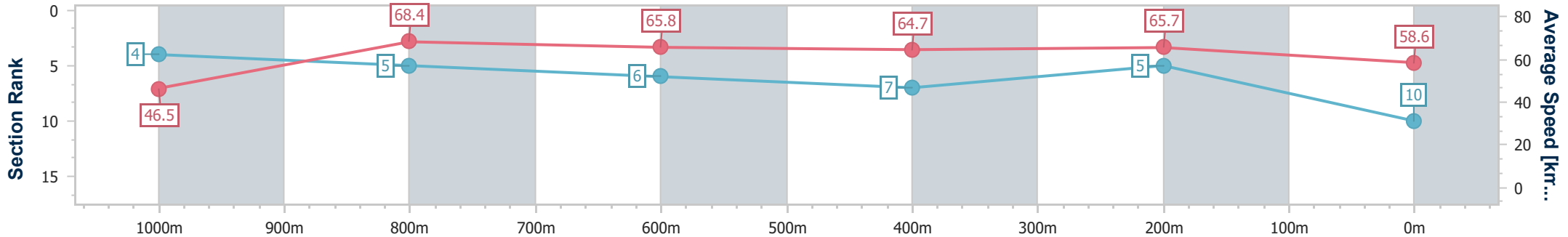


**Doomben QLD Professional**  
**Race 9: SELECT FIRE SYSTEMS Colts, Geldings and Entires**  
**BENCHMARK 78 Handicap - 1110m**  
 27 November 2024 - 16:48  
 Track Rating: Soft 5, Weather: Overcast, Rail Position: +0m Entire



BRISBANE  
RACING CLUB

Section	Overall	1000m	800m	600m	400m	200m
Section Times	1:04.61 [10] (0:08.48)	0:56.13 [4] (0:10.60)	0:45.53 [5] (0:11.05)	0:34.48 [6] (0:11.26)	0:23.22 [7] (0:10.93)	0:12.29 [5]
Average Speed [km/h]	46.5	68.4	65.8	64.7	65.7	58.6
Top Speed [km/h]	66.3	70.1	67.0	66.8	67.6	64.2
Avg. Dist. to Rail [m]	6.6	3.5	1.8	1.5	1.6	3.1
Avg. Stride Freq. [Hz]	2.3	2.4	2.3	2.2	2.4	2.2
Avg. Stride Length [m]	5.6	7.8	7.9	8.0	7.7	7.4



- [ ] Ranking at each section and finish
- .-.- No data available at this section
- NA No data available



Horse/Jockey Name	Markwell Dreamer
Final Rank	11
Fastest Section Time (Section)	0:09.07 (Overall)
Top Speed [km/h] (Section)	69.7 (800m)
Race State	Finished



**Doomben QLD Professional**  
**Race 9: SELECT FIRE SYSTEMS Colts, Geldings and Entires**  
**BENCHMARK 78 Handicap - 1110m**

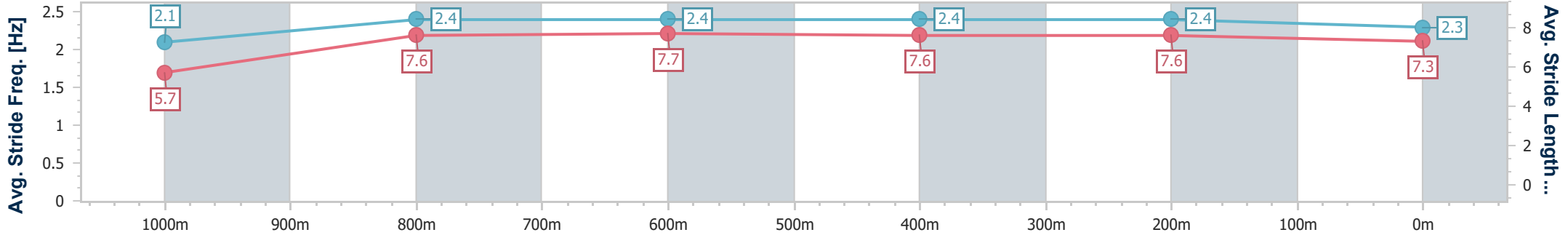
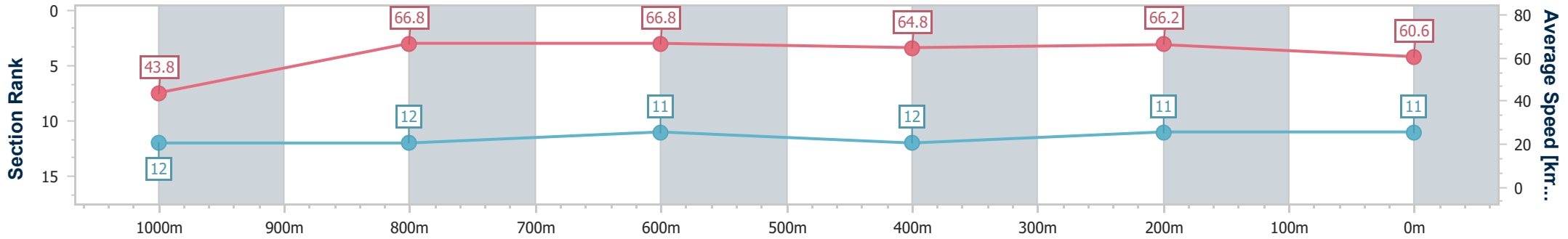
27 November 2024 - 16:48

Track Rating: Soft 5, Weather: Overcast, Rail Position: +0m Entire



BRISBANE  
RACING CLUB

Section	Overall	1000m	800m	600m	400m	200m
Section Times	1:04.65 [11] (0:09.07)	0:55.58 [12] (0:10.82)	0:44.76 [12] (0:10.79)	0:33.97 [11] (0:11.20)	0:22.77 [12] (0:10.91)	0:11.86 [11] (0:11.86)
Average Speed [km/h]	43.8	66.8	66.8	64.8	66.2	60.6
Top Speed [km/h]	63.5	68.6	69.7	66.4	68.5	64.1
Avg. Dist. to Rail [m]	6.8	1.1	0.7	1.0	3.0	5.3
Avg. Stride Freq. [Hz]	2.1	2.4	2.4	2.4	2.4	2.3
Avg. Stride Length [m]	5.7	7.6	7.7	7.6	7.6	7.3



- [ ] Ranking at each section and finish
- .-.- No data available at this section
- NA No data available



Horse/Jockey Name	Kavak
Final Rank	12
Fastest Section Time (Section)	0:08.85 (Overall)
Top Speed [km/h] (Section)	67.6 (800m)
Race State	Finished



**Doomben QLD Professional**  
**Race 9: SELECT FIRE SYSTEMS Colts, Geldings and Entires**  
**BENCHMARK 78 Handicap - 1110m**

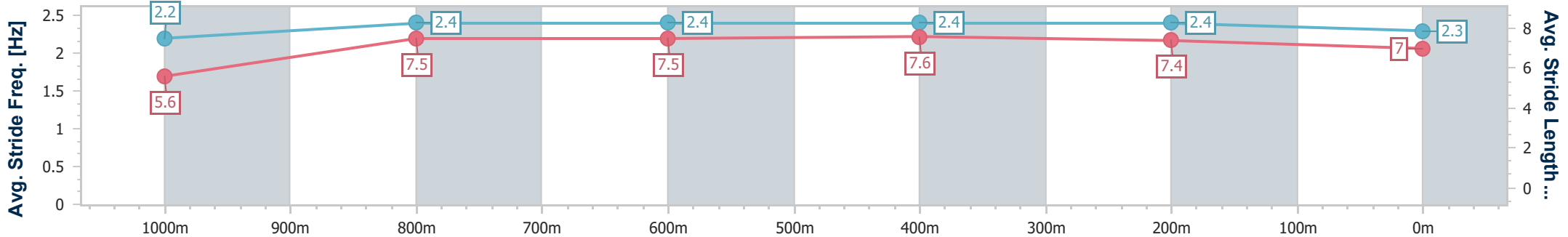
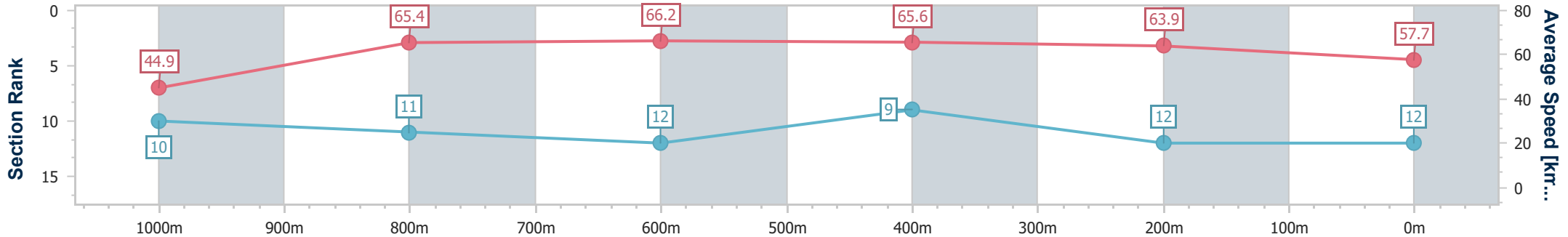
27 November 2024 - 16:48

Track Rating: Soft 5, Weather: Overcast, Rail Position: +0m Entire



BRISBANE  
RACING CLUB

Section	Overall	1000m	800m	600m	400m	200m
Section Times	1:05.36 [12] (0:08.85)	0:56.51 [10] (0:10.97)	0:45.54 [11] (0:10.88)	0:34.66 [12] (0:10.93)	0:23.73 [9] (0:11.22)	0:12.51 [12] (0:12.51)
Average Speed [km/h]	44.9	65.4	66.2	65.6	63.9	57.7
Top Speed [km/h]	63.5	67.0	67.6	66.8	65.2	61.7
Avg. Dist. to Rail [m]	3.5	0.5	0.4	0.8	0.7	1.4
Avg. Stride Freq. [Hz]	2.2	2.4	2.4	2.4	2.4	2.3
Avg. Stride Length [m]	5.6	7.5	7.5	7.6	7.4	7.0



- [ ] Ranking at each section and finish
- .-.- No data available at this section
- NA No data available