



Doomben QLD Professional

Race 2: DES LAMBART MEMORIAL One Metro Win Handicap - 1600m

27 November 2024 - 12:43



BRISBANE
RACING CLUB

Track Rating: Soft 6, Weather: Overcast, Rail Position: +0m Entire

Section		Overall	1400m	1200m	1000m	800m	600m	400m	Last 600m				
Field Times		1:36.71 (0:14.16)	1:22.55 (0:11.82)	1:10.73 (0:12.29)	0:58.44 (0:12.25)	0:46.19 (0:11.85)	0:34.34 (0:11.56)	0:22.78 (0:11.02)	0:34.34				
Rank	TAB Horse/Jockey	Barrier	Top Speed [km/h]	Fastest Section									Distance Travelled [m]
1	9 TORABELLA Emily Lang	4	66.7 400m	0:11.02 400m	1:36.71 [1] (0:14.21)	1:22.50 [2] (0:11.77)	1:10.73 [1] (0:12.29)	0:58.44 [1] (0:12.25)	0:46.19 [1] (0:11.85)	0:34.34 [1] (0:11.56)	0:22.78 [1] (0:11.02)	0:34.34	
2	2 IT'SMEMARIO Mark Du Plessis	5	67.1 400m	0:10.92 400m	1:36.75 [2] (0:14.35)	1:22.40 [3] (0:11.92)	1:10.48 [3] (0:12.38)	0:58.10 [3] (0:12.26)	0:45.84 [3] (0:11.81)	0:34.03 [3] (0:11.54)	0:22.49 [3] (0:10.92)	0:34.03	+1
3	6 AMERICAN PHIREBALL Martin Harley	9	67.9 400m	0:10.69 400m	1:37.16 [3] (0:14.98)	1:22.18 [9] (0:12.16)	1:10.02 [9] (0:12.32)	0:57.70 [9] (0:12.41)	0:45.29 [9] (0:11.64)	0:33.65 [9] (0:11.24)	0:22.41 [7] (0:10.69)	0:33.65	+1
4	3 EVOCATOR James Orman	7	69.3 400m	0:10.82 400m	1:37.18 [4] (0:14.91)	1:22.27 [8] (0:12.07)	1:10.20 [8] (0:12.32)	0:57.88 [8] (0:12.40)	0:45.48 [8] (0:11.67)	0:33.81 [7] (0:11.45)	0:22.36 [8] (0:10.82)	0:33.81	+2
5	1 RAINBOW CONNECTION Andrew Mallyon	8	66.5 400m	0:10.99 400m	1:37.20 [5] (0:14.16)	1:23.04 [1] (0:11.97)	1:11.07 [2] (0:12.31)	0:58.76 [2] (0:12.24)	0:46.52 [2] (0:11.98)	0:34.54 [2] (0:11.39)	0:23.15 [2] (0:10.99)	0:34.54	+8
6	8 READY AZZ EVA Luke Dempsey	1	65.9 400m	0:11.08 400m	1:37.23 [6] (0:14.43)	1:22.80 [4] (0:12.04)	1:10.76 [5] (0:12.43)	0:58.33 [5] (0:12.26)	0:46.07 [5] (0:11.89)	0:34.18 [6] (0:11.45)	0:22.73 [5] (0:11.08)	0:34.18	+6
7	7 ORIGINAL GLAZE Bailey Wheeler	2	66.3 400m	0:11.04 400m	1:37.48 [7] (0:14.61)	1:22.87 [6] (0:12.01)	1:10.86 [6] (0:12.35)	0:58.51 [6] (0:12.37)	0:46.14 [6] (0:11.70)	0:34.44 [5] (0:11.53)	0:22.91 [6] (0:11.04)	0:34.44	+3
8	11 APERITIVO Georgina Cartwright	3	65.0 400m	0:11.23 400m	1:37.59 [8] (0:14.44)	1:23.15 [5] (0:11.94)	1:11.21 [4] (0:12.34)	0:58.87 [4] (0:12.33)	0:46.54 [4] (0:11.84)	0:34.70 [4] (0:11.46)	0:23.24 [4] (0:11.23)	0:34.70	+7
9	5 MR FRENCH Noriyuki Masuda	6	64.2 400m	0:11.49 400m	1:38.75 [9] (0:14.81)	1:23.94 [7] (0:12.16)	1:11.78 [7] (0:12.31)	0:59.47 [7] (0:12.37)	0:47.10 [7] (0:11.84)	0:35.26 [8] (0:11.58)	0:23.68 [9] (0:11.49)	0:35.26	+7

Scratched: Poseidon Ruler (#10), Kadall (#4)

[] Ranking at each section and finish
 -:-:- No data available at this section
 NA No data available

SCN Saddle cloth number
 DNF Did not finish
 DNT Did not track



Doomben QLD Professional

Race 2: DES LAMBART MEMORIAL One Metro Win Handicap - 1600m

27 November 2024 - 12:43



BRISBANE
RACING CLUB

Track Rating: Soft 6, Weather: Overcast, Rail Position: +0m Entire

Section				200m				Last 600m	
Field Times				0:11.76 (0:11.76)				0:34.34	
Rank	TAB	Horse/Jockey	Barrier	Top Speed [km/h]	Fastest Section	Margin			Distance Travelled [m]
1	9	TORABELLA Emily Lang	4	66.7 400m	0:11.02 400m	0:11.76 [1] (0:11.76)	1:36.71		0:34.34
2	2	IT'SMEMARIO Mark Du Plessis	5	67.1 400m	0:10.92 400m	0:11.57 [3] (0:11.57)	0.26L		0:34.03 +1
3	6	AMERICAN PHIREBALL Martin Harley	9	67.9 400m	0:10.69 400m	0:11.72 [4] (0:11.72)	2.67L		0:33.65 +1
4	3	EVOCATOR James Orman	7	69.3 400m	0:10.82 400m	0:11.54 [8] (0:11.54)	2.77L		0:33.81 +2
5	1	RAINBOW CONNECTION Andrew Mallyon	8	66.5 400m	0:10.99 400m	0:12.16 [2] (0:12.16)	2.91L		0:34.54 +8
6	8	READY AZZ EVA Luke Dempsey	1	65.9 400m	0:11.08 400m	0:11.65 [5] (0:11.65)	3.07L		0:34.18 +6
7	7	ORIGINAL GLAZE Bailey Wheeler	2	66.3 400m	0:11.04 400m	0:11.87 [7] (0:11.87)	4.54L		0:34.44 +3
8	11	APERITIVO Georgina Cartwright	3	65.0 400m	0:11.23 400m	0:12.01 [6] (0:12.01)	5.21L		0:34.70 +7
9	5	MR FRENCH Noriyuki Masuda	6	64.2 400m	0:11.49 400m	0:12.19 [9] (0:12.19)	12.02L		0:35.26 +7

Scratched: Poseidon Ruler (#10), Kadall (#4)

[] Ranking at each section and finish
 -:-:- No data available at this section
 NA No data available

SCN Saddle cloth number
 DNF Did not finish
 DNT Did not track



Horse/Jockey Name	Torabella
Final Rank	1
Fastest Section Time (Section)	0:11.02 (400m)
Top Speed [km/h] (Section)	66.7 (400m)
Race State	Finished



Doomben QLD Professional
Race 2: DES LAMBART MEMORIAL One Metro Win Handicap - 1600m

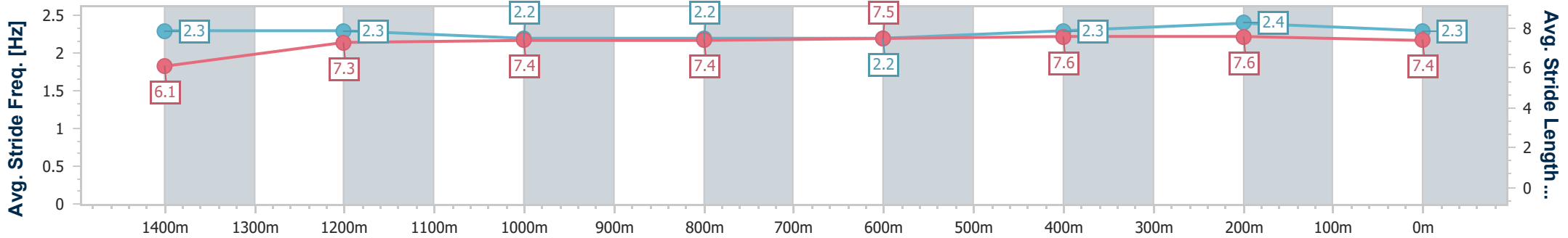
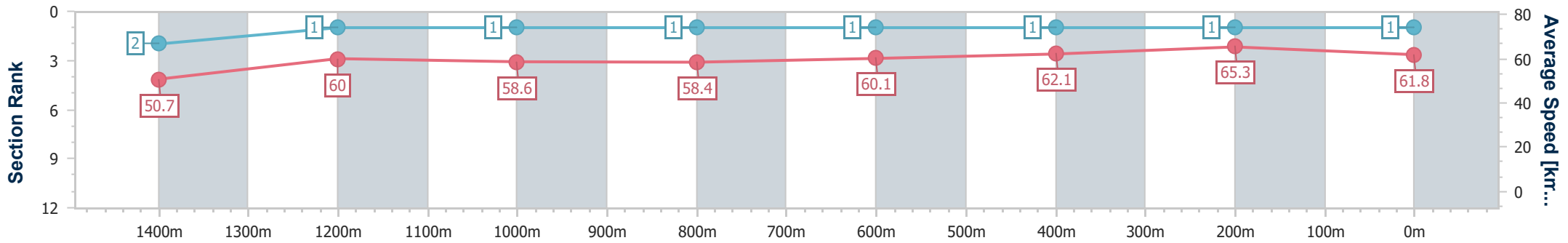


27 November 2024 - 12:43

BRISBANE RACING CLUB

Track Rating: Soft 6, Weather: Overcast, Rail Position: +0m Entire

Section	Overall	1400m	1200m	1000m	800m	600m	400m	200m
Section Times	1:36.71 [1] (0:14.21)	1:22.50 [2] (0:11.77)	1:10.73 [1] (0:12.29)	0:58.44 [1] (0:12.25)	0:46.19 [1] (0:11.85)	0:34.34 [1] (0:11.56)	0:22.78 [1] (0:11.02)	0:11.76 [1] (0:11.76)
Average Speed [km/h]	50.7	60.0	58.6	58.4	60.1	62.1	65.3	61.8
Top Speed [km/h]	60.8	61.8	60.4	59.3	61.6	65.2	66.7	64.9
Avg. Dist. to Rail [m]	1.5	2.5	2.2	1.8	1.7	0.5	0.7	1.6
Avg. Stride Freq. [Hz]	2.3	2.3	2.2	2.2	2.2	2.3	2.4	2.3
Avg. Stride Length [m]	6.1	7.3	7.4	7.4	7.5	7.6	7.6	7.4



- [] Ranking at each section and finish
- .-.- No data available at this section
- NA No data available



Horse/Jockey Name	It'smemario
Final Rank	2
Fastest Section Time (Section)	0:10.92 (400m)
Top Speed [km/h] (Section)	67.1 (400m)
Race State	Finished

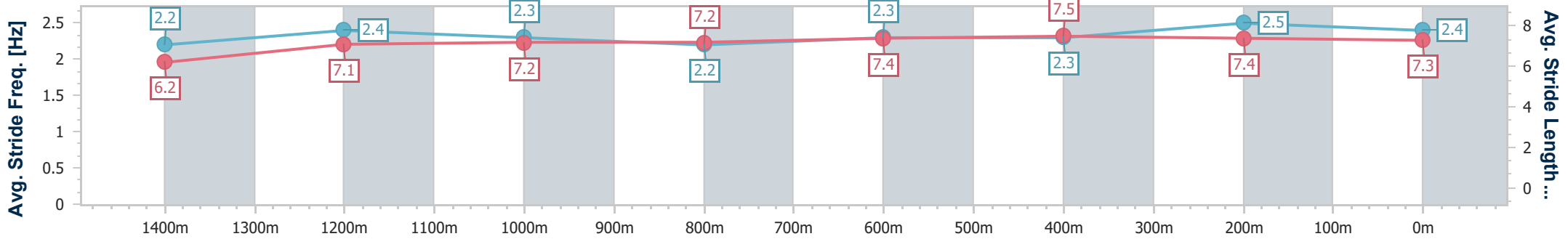
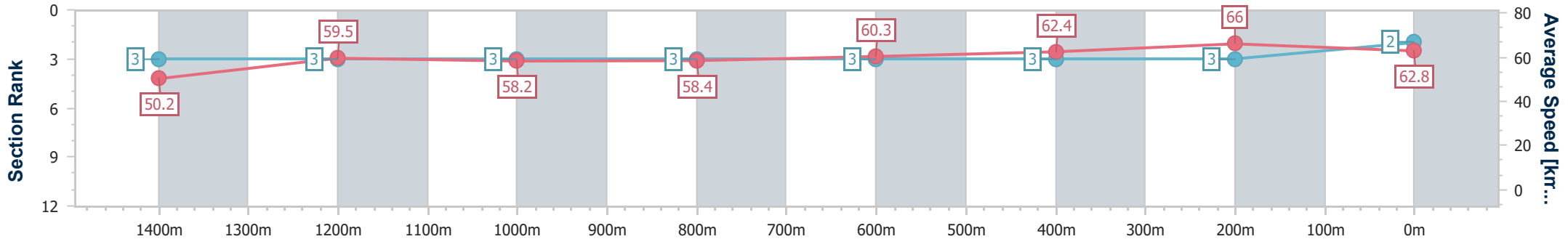


Doomben QLD Professional
Race 2: DES LAMBART MEMORIAL One Metro Win Handicap - 1600m
 27 November 2024 - 12:43
 Track Rating: Soft 6, Weather: Overcast, Rail Position: +0m Entire



BRISBANE
RACING CLUB

Section	Overall	1400m	1200m	1000m	800m	600m	400m	200m
Section Times	1:36.75 [2] (0:14.35)	1:22.40 [3] (0:11.92)	1:10.48 [3] (0:12.38)	0:58.10 [3] (0:12.26)	0:45.84 [3] (0:11.81)	0:34.03 [3] (0:11.54)	0:22.49 [3] (0:10.92)	0:11.57 [3] (0:11.57)
Average Speed [km/h]	50.2	59.5	58.2	58.4	60.3	62.4	66.0	62.8
Top Speed [km/h]	60.4	60.8	59.9	59.4	61.9	64.9	67.1	65.1
Avg. Dist. to Rail [m]	1.8	1.8	3.0	3.0	2.2	0.7	2.3	3.8
Avg. Stride Freq. [Hz]	2.2	2.4	2.3	2.2	2.3	2.3	2.5	2.4
Avg. Stride Length [m]	6.2	7.1	7.2	7.2	7.4	7.5	7.4	7.3



- [] Ranking at each section and finish
- .-.- No data available at this section
- NA No data available



Horse/Jockey Name	American Phireball
Final Rank	3
Fastest Section Time (Section)	0:10.69 (400m)
Top Speed [km/h] (Section)	67.9 (400m)
Race State	Finished



Doomben QLD Professional
Race 2: DES LAMBART MEMORIAL One Metro Win Handicap - 1600m

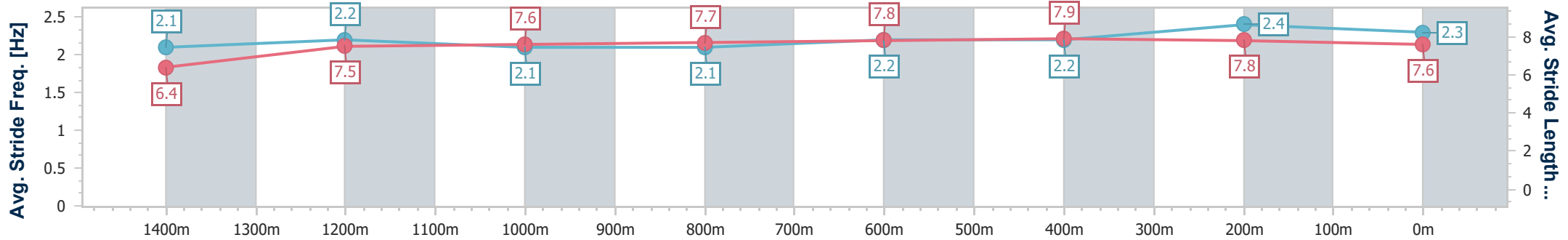
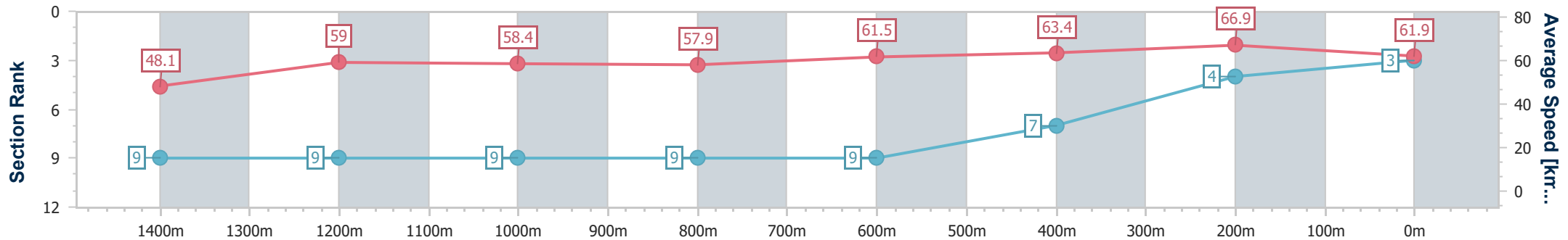


27 November 2024 - 12:43

BRISBANE RACING CLUB

Track Rating: Soft 6, Weather: Overcast, Rail Position: +0m Entire

Section	Overall	1400m	1200m	1000m	800m	600m	400m	200m
Section Times	1:37.16 [3] (0:14.98)	1:22.18 [9] (0:12.16)	1:10.02 [9] (0:12.32)	0:57.70 [9] (0:12.41)	0:45.29 [9] (0:11.64)	0:33.65 [9] (0:11.24)	0:22.41 [7] (0:10.69)	0:11.72 [4] (0:11.72)
Average Speed [km/h]	48.1	59.0	58.4	57.9	61.5	63.4	66.9	61.9
Top Speed [km/h]	59.1	60.4	61.1	59.7	65.0	66.0	67.9	65.4
Avg. Dist. to Rail [m]	4.6	0.8	1.3	0.8	1.3	1.9	2.0	0.9
Avg. Stride Freq. [Hz]	2.1	2.2	2.1	2.1	2.2	2.2	2.4	2.3
Avg. Stride Length [m]	6.4	7.5	7.6	7.7	7.8	7.9	7.8	7.6



- [] Ranking at each section and finish
- .-.- No data available at this section
- NA No data available



Horse/Jockey Name	Evocator
Final Rank	4
Fastest Section Time (Section)	0:10.82 (400m)
Top Speed [km/h] (Section)	69.3 (400m)
Race State	Finished



Doomben QLD Professional
Race 2: DES LAMBART MEMORIAL One Metro Win Handicap - 1600m

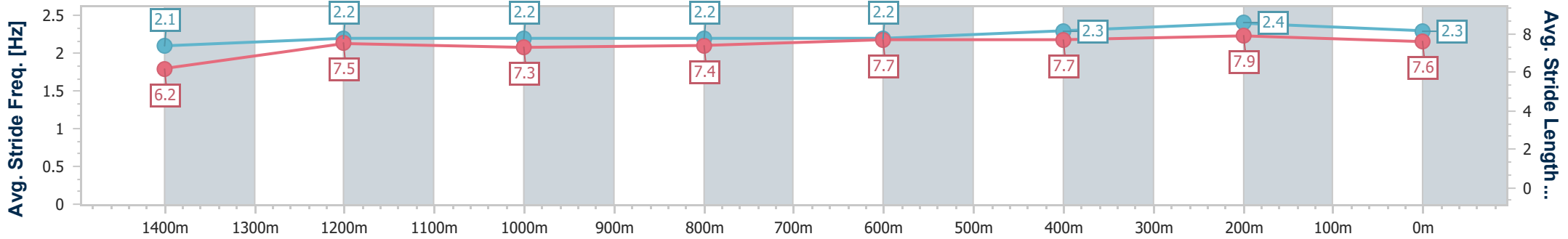
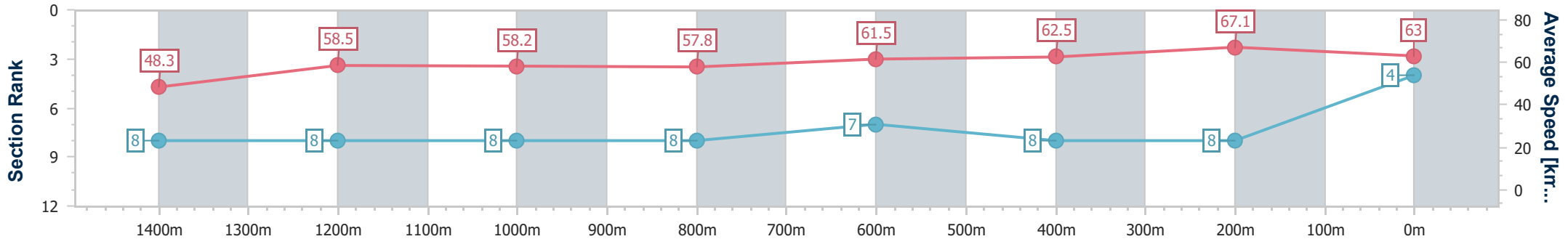


27 November 2024 - 12:43

BRISBANE RACING CLUB

Track Rating: Soft 6, Weather: Overcast, Rail Position: +0m Entire

Section	Overall	1400m	1200m	1000m	800m	600m	400m	200m
Section Times	1:37.18 [4] (0:14.91)	1:22.27 [8] (0:12.07)	1:10.20 [8] (0:12.32)	0:57.88 [8] (0:12.40)	0:45.48 [8] (0:11.67)	0:33.81 [7] (0:11.45)	0:22.36 [8] (0:10.82)	0:11.54 [8] (0:11.54)
Average Speed [km/h]	48.3	58.5	58.2	57.8	61.5	62.5	67.1	63.0
Top Speed [km/h]	60.7	59.5	59.8	59.8	63.8	65.8	69.3	66.4
Avg. Dist. to Rail [m]	2.7	2.8	2.3	1.9	1.2	0.7	4.3	7.6
Avg. Stride Freq. [Hz]	2.1	2.2	2.2	2.2	2.2	2.3	2.4	2.3
Avg. Stride Length [m]	6.2	7.5	7.3	7.4	7.7	7.7	7.9	7.6



- [] Ranking at each section and finish
- .-.- No data available at this section
- NA No data available



Horse/Jockey Name	Rainbow Connection
Final Rank	5
Fastest Section Time (Section)	0:10.99 (400m)
Top Speed [km/h] (Section)	66.5 (400m)
Race State	Finished



Doomben QLD Professional
Race 2: DES LAMBART MEMORIAL One Metro Win Handicap - 1600m

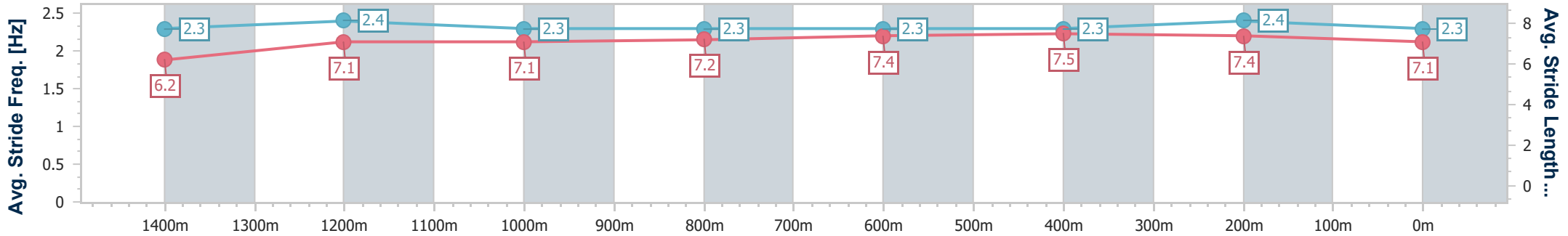
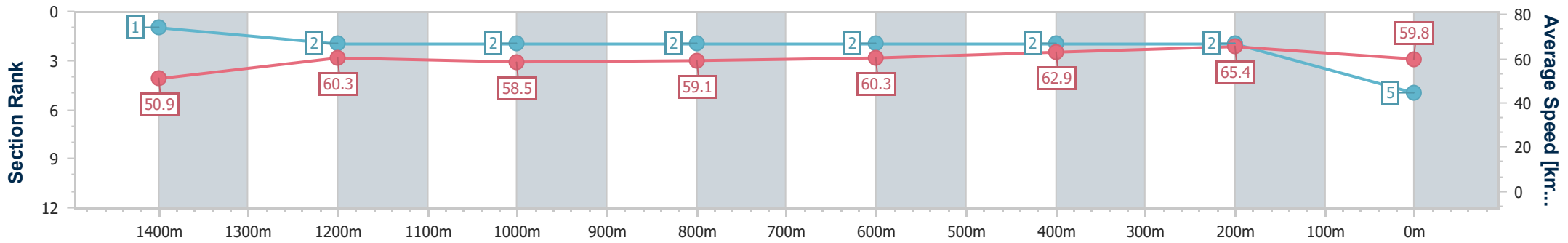


27 November 2024 - 12:43

BRISBANE RACING CLUB

Track Rating: Soft 6, Weather: Overcast, Rail Position: +0m Entire

Section	Overall	1400m	1200m	1000m	800m	600m	400m	200m
Section Times	1:37.20 [5] (0:14.16)	1:23.04 [1] (0:11.97)	1:11.07 [2] (0:12.31)	0:58.76 [2] (0:12.24)	0:46.52 [2] (0:11.98)	0:34.54 [2] (0:11.39)	0:23.15 [2] (0:10.99)	0:12.16 [2] (0:12.16)
Average Speed [km/h]	50.9	60.3	58.5	59.1	60.3	62.9	65.4	59.8
Top Speed [km/h]	62.7	62.5	60.0	60.3	62.5	66.0	66.5	63.3
Avg. Dist. to Rail [m]	3.8	0.9	0.6	1.0	0.7	0.5	0.8	0.8
Avg. Stride Freq. [Hz]	2.3	2.4	2.3	2.3	2.3	2.3	2.4	2.3
Avg. Stride Length [m]	6.2	7.1	7.1	7.2	7.4	7.5	7.4	7.1



- [] Ranking at each section and finish
- .-.- No data available at this section
- NA No data available



Horse/Jockey Name	Ready Azz Eva
Final Rank	6
Fastest Section Time (Section)	0:11.08 (400m)
Top Speed [km/h] (Section)	65.9 (400m)
Race State	Finished

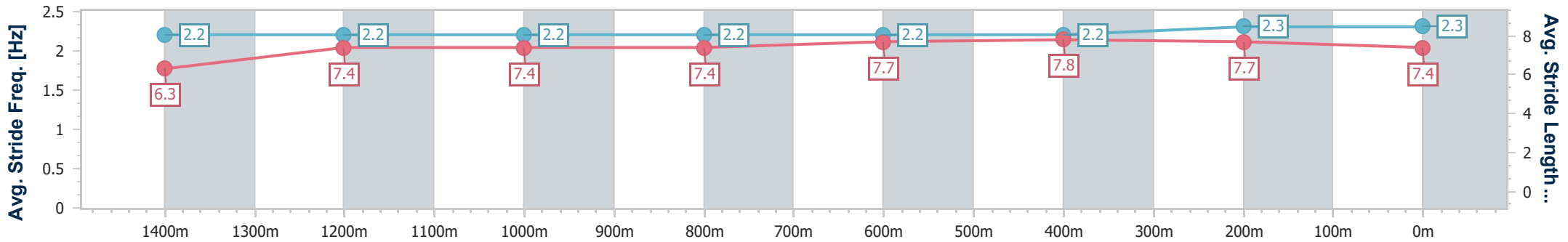
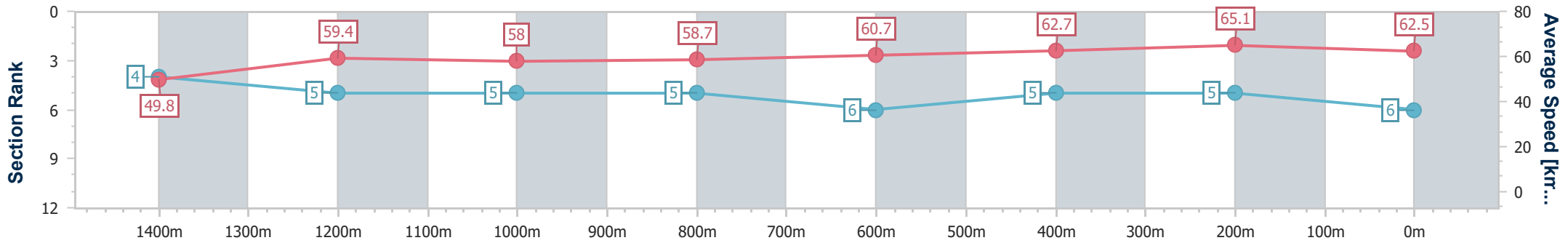


Doomben QLD Professional
Race 2: DES LAMBART MEMORIAL One Metro Win Handicap - 1600m
 27 November 2024 - 12:43
 Track Rating: Soft 6, Weather: Overcast, Rail Position: +0m Entire



BRISBANE
RACING CLUB

Section	Overall	1400m	1200m	1000m	800m	600m	400m	200m
Section Times	1:37.23 [6] (0:14.43)	1:22.80 [4] (0:12.04)	1:10.76 [5] (0:12.43)	0:58.33 [5] (0:12.26)	0:46.07 [5] (0:11.89)	0:34.18 [6] (0:11.45)	0:22.73 [5] (0:11.08)	0:11.65 [5] (0:11.65)
Average Speed [km/h]	49.8	59.4	58.0	58.7	60.7	62.7	65.1	62.5
Top Speed [km/h]	61.8	60.1	58.9	59.6	62.1	64.4	65.9	64.5
Avg. Dist. to Rail [m]	1.0	0.6	0.1	0.2	0.3	0.2	0.8	4.1
Avg. Stride Freq. [Hz]	2.2	2.2	2.2	2.2	2.2	2.2	2.3	2.3
Avg. Stride Length [m]	6.3	7.4	7.4	7.4	7.7	7.8	7.7	7.4



- [] Ranking at each section and finish
- .-.- No data available at this section
- NA No data available



Horse/Jockey Name	Original Glaze
Final Rank	7
Fastest Section Time (Section)	0:11.04 (400m)
Top Speed [km/h] (Section)	66.3 (400m)
Race State	Finished



Doomben QLD Professional
Race 2: DES LAMBART MEMORIAL One Metro Win Handicap - 1600m

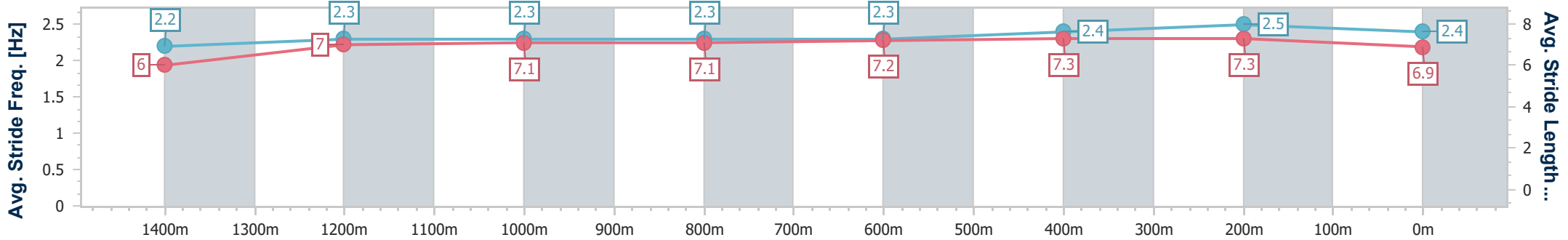
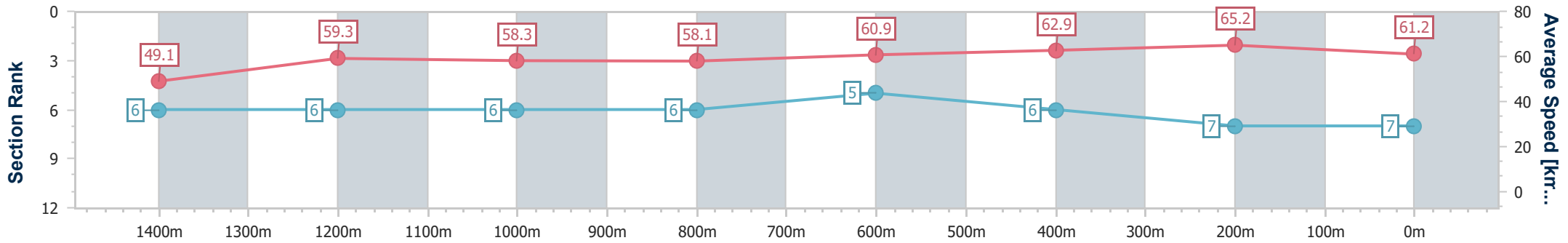


27 November 2024 - 12:43

BRISBANE RACING CLUB

Track Rating: Soft 6, Weather: Overcast, Rail Position: +0m Entire

Section	Overall	1400m	1200m	1000m	800m	600m	400m	200m
Section Times	1:37.48 [7] (0:14.61)	1:22.87 [6] (0:12.01)	1:10.86 [6] (0:12.35)	0:58.51 [6] (0:12.37)	0:46.14 [6] (0:11.70)	0:34.44 [5] (0:11.53)	0:22.91 [6] (0:11.04)	0:11.87 [7] (0:11.87)
Average Speed [km/h]	49.1	59.3	58.3	58.1	60.9	62.9	65.2	61.2
Top Speed [km/h]	60.5	60.4	59.1	59.4	62.2	64.7	66.3	64.8
Avg. Dist. to Rail [m]	0.6	1.7	0.9	0.7	1.2	0.5	2.8	5.6
Avg. Stride Freq. [Hz]	2.2	2.3	2.3	2.3	2.3	2.4	2.5	2.4
Avg. Stride Length [m]	6.0	7.0	7.1	7.1	7.2	7.3	7.3	6.9



- [] Ranking at each section and finish
- .-.- No data available at this section
- NA No data available



Horse/Jockey Name	Aperitivo
Final Rank	8
Fastest Section Time (Section)	0:11.23 (400m)
Top Speed [km/h] (Section)	65.0 (400m)
Race State	Finished



Doomben QLD Professional
Race 2: DES LAMBART MEMORIAL One Metro Win Handicap - 1600m

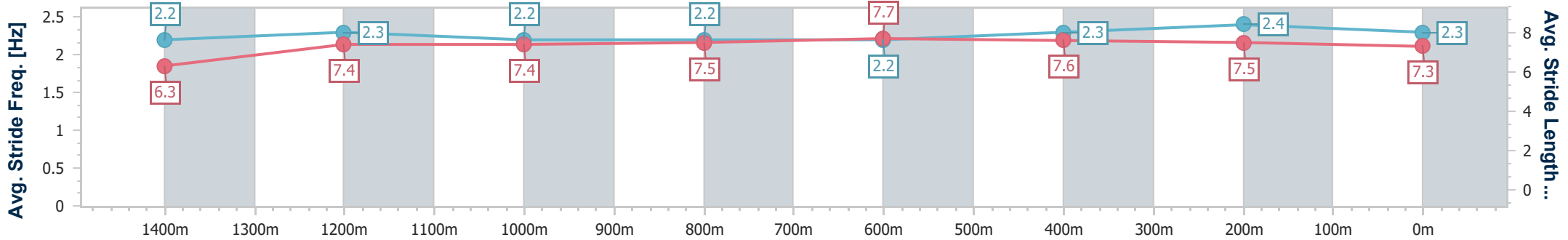
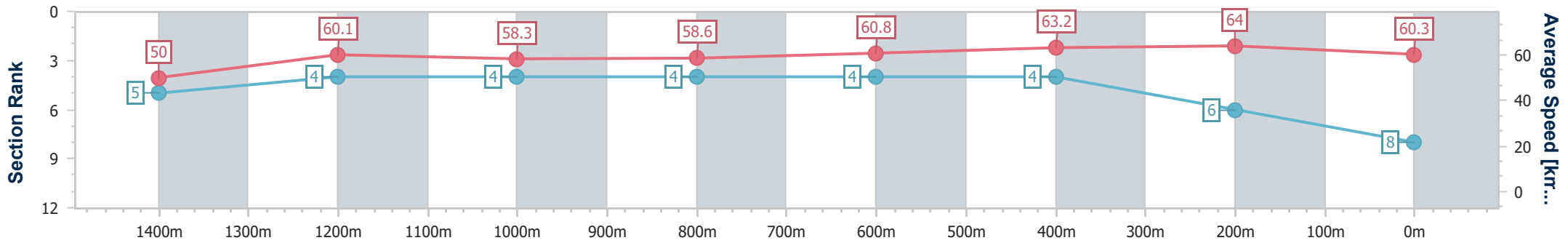


27 November 2024 - 12:43

BRISBANE RACING CLUB

Track Rating: Soft 6, Weather: Overcast, Rail Position: +0m Entire

Section	Overall	1400m	1200m	1000m	800m	600m	400m	200m
Section Times	1:37.59 [8] (0:14.44)	1:23.15 [5] (0:11.94)	1:11.21 [4] (0:12.34)	0:58.87 [4] (0:12.33)	0:46.54 [4] (0:11.84)	0:34.70 [4] (0:11.46)	0:23.24 [4] (0:11.23)	0:12.01 [6] (0:12.01)
Average Speed [km/h]	50.0	60.1	58.3	58.6	60.8	63.2	64.0	60.3
Top Speed [km/h]	61.4	61.5	60.1	59.5	63.2	63.8	65.0	63.0
Avg. Dist. to Rail [m]	1.1	0.3	0.1	0.5	0.9	0.9	2.0	4.7
Avg. Stride Freq. [Hz]	2.2	2.3	2.2	2.2	2.2	2.3	2.4	2.3
Avg. Stride Length [m]	6.3	7.4	7.4	7.5	7.7	7.6	7.5	7.3



- [] Ranking at each section and finish
- .-.- No data available at this section
- NA No data available



Horse/Jockey Name	Mr French
Final Rank	9
Fastest Section Time (Section)	0:11.49 (400m)
Top Speed [km/h] (Section)	64.2 (400m)
Race State	Finished



Doomben QLD Professional
Race 2: DES LAMBART MEMORIAL One Metro Win Handicap - 1600m

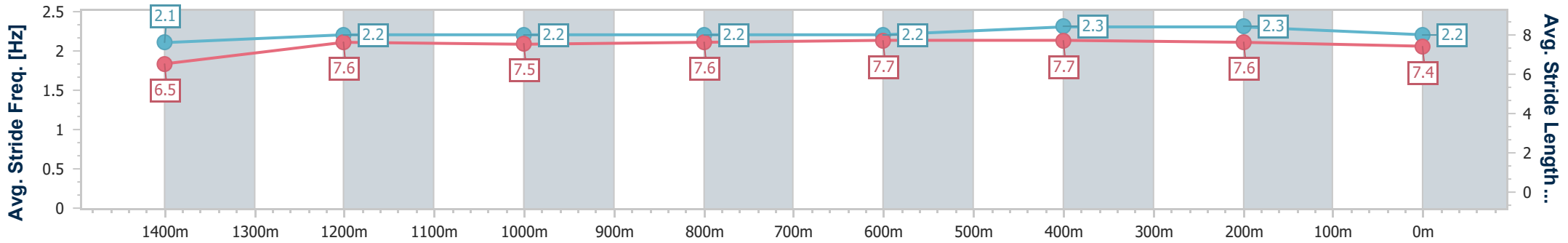
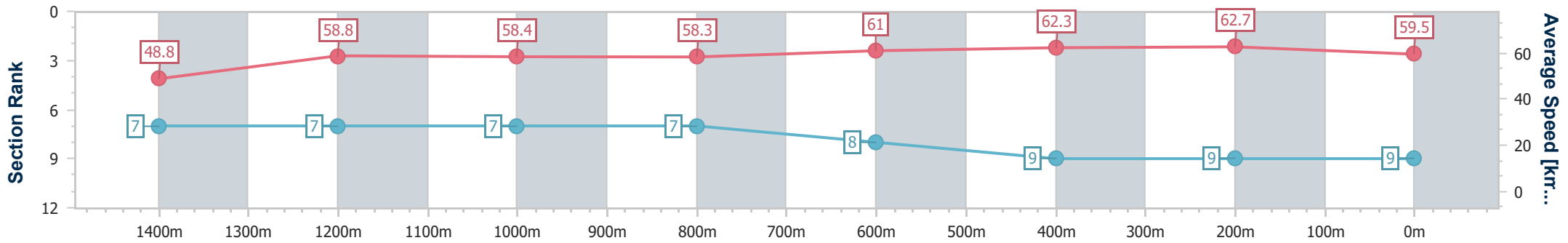


27 November 2024 - 12:43

BRISBANE RACING CLUB

Track Rating: Soft 6, Weather: Overcast, Rail Position: +0m Entire

Section	Overall	1400m	1200m	1000m	800m	600m	400m	200m
Section Times	1:38.75 [9] (0:14.81)	1:23.94 [7] (0:12.16)	1:11.78 [7] (0:12.31)	0:59.47 [7] (0:12.37)	0:47.10 [7] (0:11.84)	0:35.26 [8] (0:11.58)	0:23.68 [9] (0:11.49)	0:12.19 [9] (0:12.19)
Average Speed [km/h]	48.8	58.8	58.4	58.3	61.0	62.3	62.7	59.5
Top Speed [km/h]	59.6	59.8	59.6	59.5	63.1	63.6	64.2	62.1
Avg. Dist. to Rail [m]	2.7	0.8	0.3	0.1	0.6	0.4	1.5	3.2
Avg. Stride Freq. [Hz]	2.1	2.2	2.2	2.2	2.2	2.3	2.3	2.2
Avg. Stride Length [m]	6.5	7.6	7.5	7.6	7.7	7.7	7.6	7.4



- [] Ranking at each section and finish
- .-.- No data available at this section
- NA No data available