



Doomben QLD Professional
Race 1: PORTLAND SKY FIRST CROP YEARLINGS @ WIDDEN QTIS Two
 -Year-Old Handicap - 1200m
 27 November 2024 - 12:09



Track Rating: Soft 6, Weather: Overcast, Rail Position: +0m Entire

Section		Overall	1000m	800m	600m	400m	200m	Last 600m					
Field Times		1:10.84 (0:13.50)	0:57.34 (0:10.77)	0:46.57 (0:11.03)	0:35.54 (0:11.38)	0:24.16 (0:11.70)	0:12.46 (0:12.46)	0:35.54					
Rank	TAB Horse/Jockey	Barrier	Top Speed [km/h]	Fastest Section	Margin							Distance Travelled [m]	
1	6 LA BELLA BOOM Angela Jones	3	67.2 Overall	0:10.77 1000m	1:10.84 [1] (0:13.50)	0:57.34 [1] (0:10.77)	0:46.57 [1] (0:11.07)	0:35.50 [2] (0:11.51)	0:23.99 [2] (0:11.60)	0:12.39 [2] (0:12.39)	1:10.84	0:35.50	
2	5 DON'T DOUBTHELADY Justin Stanley	2	67.5 1000m	0:10.83 1000m	1:10.85 [2] (0:13.52)	0:57.33 [2] (0:10.83)	0:46.50 [2] (0:10.95)	0:35.55 [1] (0:11.38)	0:24.17 [1] (0:11.70)	0:12.47 [1] (0:12.47)	0.03L	0:35.55	-8
3	2 MR DEMOCRAT Damien Thornton	5	66.6 800m	0:10.98 800m	1:11.86 [3] (0:13.86)	0:58.00 [5] (0:11.05)	0:46.95 [5] (0:10.98)	0:35.97 [5] (0:11.32)	0:24.65 [5] (0:11.83)	0:12.82 [4] (0:12.82)	6L	0:35.97	-3
4	7 KICKUPHIGH Samantha Collett	4	67.6 1000m	0:10.81 1000m	1:11.94 [4] (0:13.79)	0:58.15 [4] (0:10.81)	0:47.34 [3] (0:11.00)	0:36.34 [4] (0:11.44)	0:24.90 [3] (0:11.90)	0:13.00 [3] (0:13.00)	6.46L	0:36.34	-1
5	10 DESTINY'S PINNACLE Taylor Marshall	1	67.6 1000m	0:10.88 1000m	1:13.66 [5] (0:13.75)	0:59.91 [3] (0:10.88)	0:49.03 [4] (0:10.97)	0:38.06 [3] (0:11.49)	0:26.57 [4] (0:12.40)	0:14.17 [5] (0:14.17)	16.58L	0:38.06	-9

Scratched: Cuddles For Kimmy (#3), Destinys Summit (#4), Lovebug (#9), Better Go Torque (#1), Milestone (#8)

[] Ranking at each section and finish
 -:-:- No data available at this section
 NA No data available

SCN Saddle cloth number
 DNF Did not finish
 DNT Did not track



Horse/Jockey Name	La Bella Boom
Final Rank	1
Fastest Section Time (Section)	0:10.77 (1000m)
Top Speed [km/h] (Section)	67.2 (Overall)
Race State	Finished



Doomben QLD Professional
 Race 1: PORTLAND SKY FIRST CROP YEARLINGS @ WIDDEN
 QTIS Two-Year-Old Handicap - 1200m

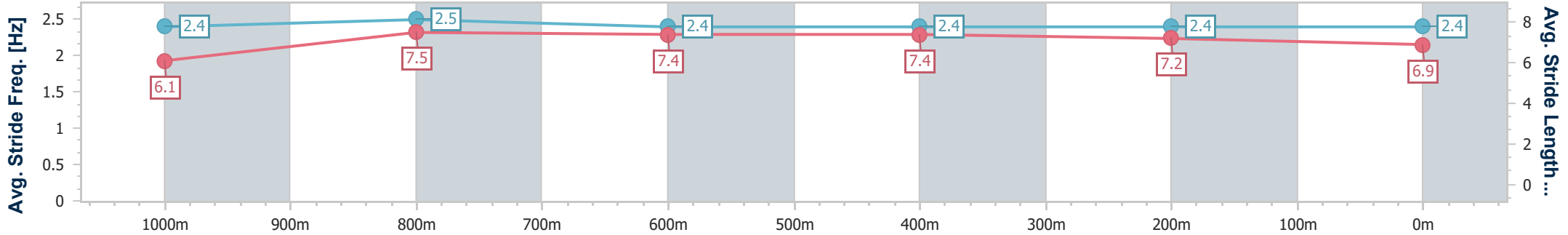
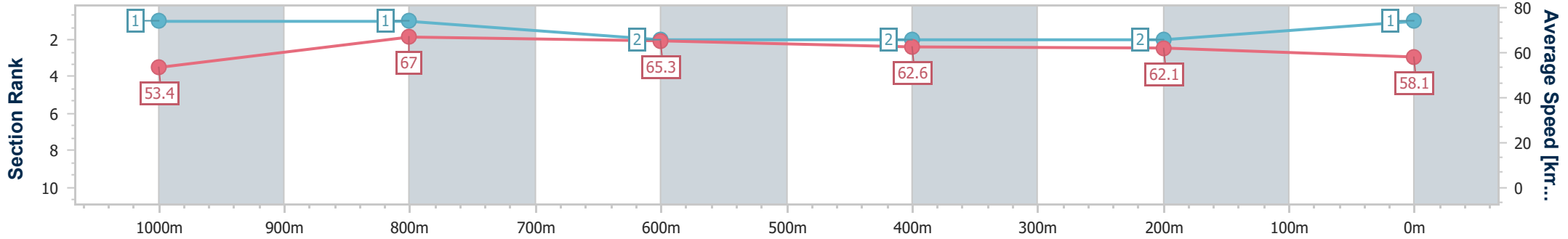


BRISBANE
 RACING CLUB

27 November 2024 - 12:09

Track Rating: Soft 6, Weather: Overcast, Rail Position: +0m Entire

Section	Overall	1000m	800m	600m	400m	200m
Section Times	1:10.84 [1] (0:13.50)	0:57.34 [1] (0:10.77)	0:46.57 [1] (0:11.07)	0:35.50 [2] (0:11.51)	0:23.99 [2] (0:11.60)	0:12.39 [2] (0:12.39)
Average Speed [km/h]	53.4	67.0	65.3	62.6	62.1	58.1
Top Speed [km/h]	67.2	67.1	66.8	64.5	63.9	61.3
Avg. Dist. to Rail [m]	3.3	0.5	1.2	0.6	0.6	0.5
Avg. Stride Freq. [Hz]	2.4	2.5	2.4	2.4	2.4	2.4
Avg. Stride Length [m]	6.1	7.5	7.4	7.4	7.2	6.9



- [] Ranking at each section and finish
- .-.- No data available at this section
- NA No data available



Horse/Jockey Name	Don'tdoubthelady
Final Rank	2
Fastest Section Time (Section)	0:10.83 (1000m)
Top Speed [km/h] (Section)	67.5 (1000m)
Race State	Finished

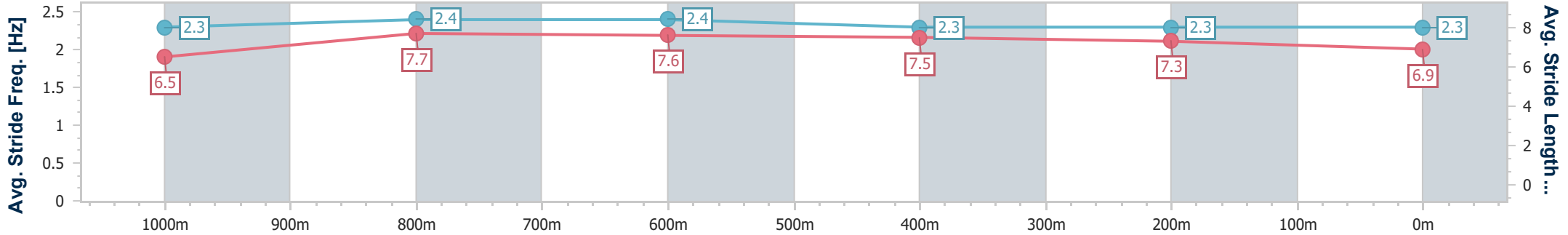
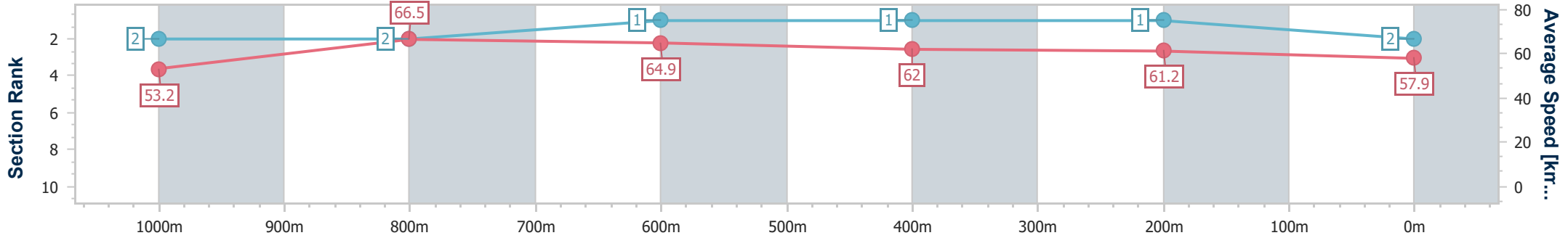


Doomben QLD Professional
Race 1: PORTLAND SKY FIRST CROP YEARLINGS @ WIDDEN
QTIS Two-Year-Old Handicap - 1200m
 27 November 2024 - 12:09
 Track Rating: Soft 6, Weather: Overcast, Rail Position: +0m Entire



BRISBANE
 RACING CLUB

Section	Overall	1000m	800m	600m	400m	200m
Section Times	1:10.85 [2] (0:13.52)	0:57.33 [2] (0:10.83)	0:46.50 [2] (0:10.95)	0:35.55 [1] (0:11.38)	0:24.17 [1] (0:11.70)	0:12.47 [1] (0:12.47)
Average Speed [km/h]	53.2	66.5	64.9	62.0	61.2	57.9
Top Speed [km/h]	62.9	67.5	67.0	65.5	62.4	62.0
Avg. Dist. to Rail [m]	2.1	0.3	2.3	3.2	2.0	0.8
Avg. Stride Freq. [Hz]	2.3	2.4	2.4	2.3	2.3	2.3
Avg. Stride Length [m]	6.5	7.7	7.6	7.5	7.3	6.9



- [] Ranking at each section and finish
- .-.- No data available at this section
- NA No data available



Horse/Jockey Name	Mr Democrat
Final Rank	3
Fastest Section Time (Section)	0:10.98 (800m)
Top Speed [km/h] (Section)	66.6 (800m)
Race State	Finished



Doomben QLD Professional
 Race 1: PORTLAND SKY FIRST CROP YEARLINGS @ WIDDEN
 QTIS Two-Year-Old Handicap - 1200m

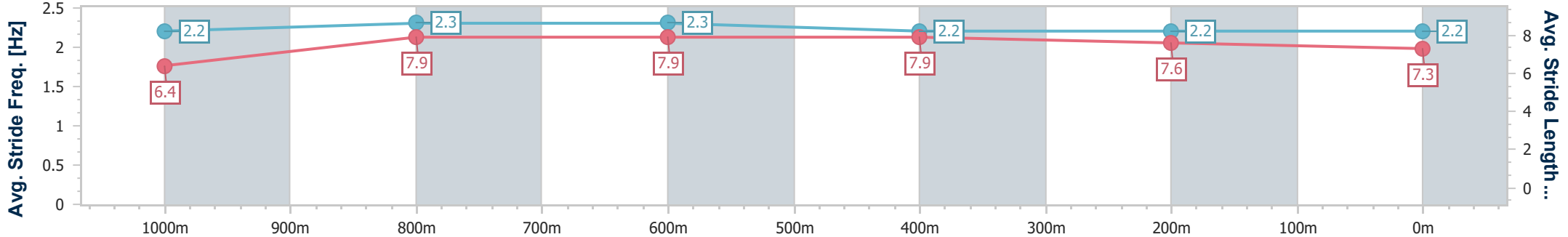
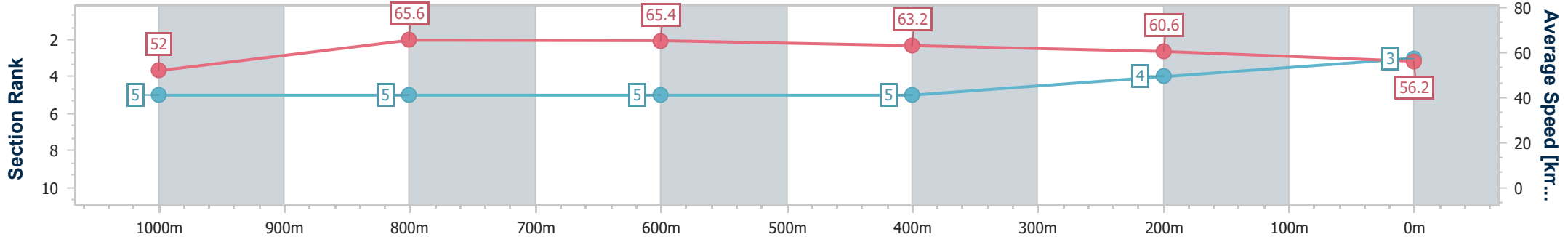


BRISBANE
 RACING CLUB

27 November 2024 - 12:09

Track Rating: Soft 6, Weather: Overcast, Rail Position: +0m Entire

Section	Overall	1000m	800m	600m	400m	200m
Section Times	1:11.86 [3] (0:13.86)	0:58.00 [5] (0:11.05)	0:46.95 [5] (0:10.98)	0:35.97 [5] (0:11.32)	0:24.65 [5] (0:11.83)	0:12.82 [4] (0:12.82)
Average Speed [km/h]	52.0	65.6	65.4	63.2	60.6	56.2
Top Speed [km/h]	65.2	66.1	66.6	65.2	61.2	59.2
Avg. Dist. to Rail [m]	5.1	2.0	0.3	1.3	1.0	1.5
Avg. Stride Freq. [Hz]	2.2	2.3	2.3	2.2	2.2	2.2
Avg. Stride Length [m]	6.4	7.9	7.9	7.9	7.6	7.3



- [] Ranking at each section and finish
- .-.- No data available at this section
- NA No data available



Horse/Jockey Name	Kickuphigh
Final Rank	4
Fastest Section Time (Section)	0:10.81 (1000m)
Top Speed [km/h] (Section)	67.6 (1000m)
Race State	Finished

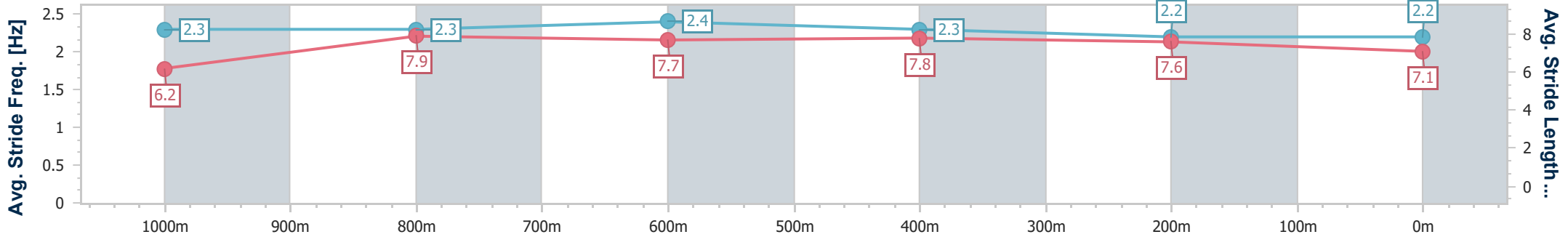
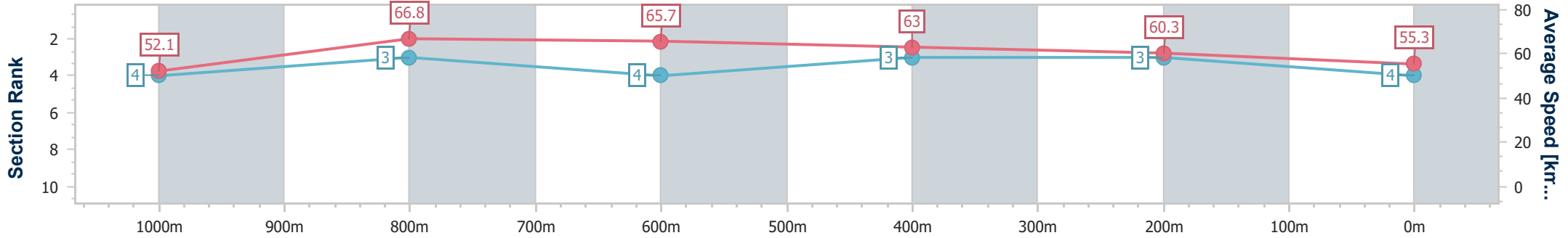


Doomben QLD Professional
Race 1: PORTLAND SKY FIRST CROP YEARLINGS @ WIDDEN
QTIS Two-Year-Old Handicap - 1200m
 27 November 2024 - 12:09
 Track Rating: Soft 6, Weather: Overcast, Rail Position: +0m Entire



BRISBANE
RACING CLUB

Section	Overall	1000m	800m	600m	400m	200m
Section Times	1:11.94 [4] (0:13.79)	0:58.15 [4] (0:10.81)	0:47.34 [3] (0:11.00)	0:36.34 [4] (0:11.44)	0:24.90 [3] (0:11.90)	0:13.00 [3] (0:13.00)
Average Speed [km/h]	52.1	66.8	65.7	63.0	60.3	55.3
Top Speed [km/h]	67.0	67.6	66.8	64.9	61.5	57.8
Avg. Dist. to Rail [m]	3.6	1.1	0.9	0.7	0.8	0.5
Avg. Stride Freq. [Hz]	2.3	2.3	2.4	2.3	2.2	2.2
Avg. Stride Length [m]	6.2	7.9	7.7	7.8	7.6	7.1



- [] Ranking at each section and finish
- .-.- No data available at this section
- NA No data available



Horse/Jockey Name	Destynys Pinnacle
Final Rank	5
Fastest Section Time (Section)	0:10.88 (1000m)
Top Speed [km/h] (Section)	67.6 (1000m)
Race State	Finished

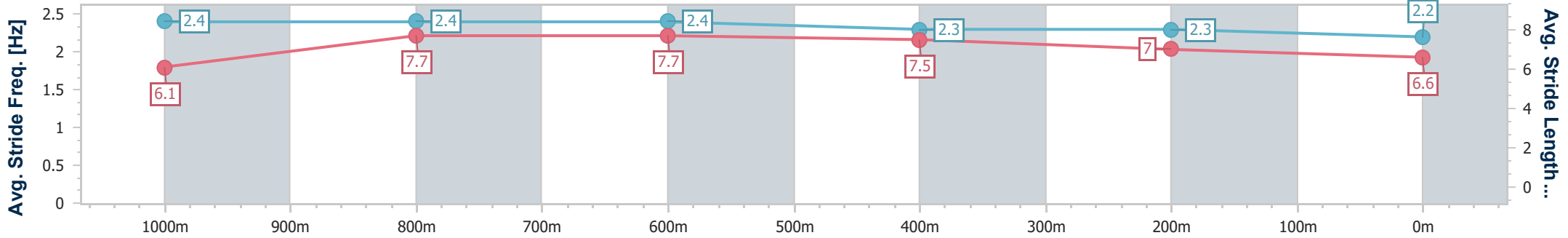
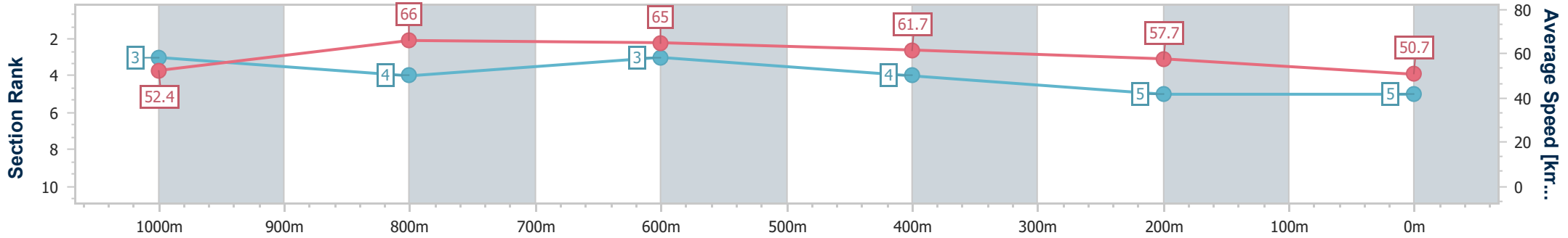


Doomben QLD Professional
Race 1: PORTLAND SKY FIRST CROP YEARLINGS @ WIDDEN
QTIS Two-Year-Old Handicap - 1200m
 27 November 2024 - 12:09
 Track Rating: Soft 6, Weather: Overcast, Rail Position: +0m Entire



BRISBANE
RACING CLUB

Section	Overall	1000m	800m	600m	400m	200m
Section Times	1:13.66 [5] (0:13.75)	0:59.91 [3] (0:10.88)	0:49.03 [4] (0:10.97)	0:38.06 [3] (0:11.49)	0:26.57 [4] (0:12.40)	0:14.17 [5] (0:14.17)
Average Speed [km/h]	52.4	66.0	65.0	61.7	57.7	50.7
Top Speed [km/h]	65.4	67.6	66.0	64.0	59.2	55.8
Avg. Dist. to Rail [m]	1.6	0.5	1.6	2.8	2.1	0.6
Avg. Stride Freq. [Hz]	2.4	2.4	2.4	2.3	2.3	2.2
Avg. Stride Length [m]	6.1	7.7	7.7	7.5	7.0	6.6



- [] Ranking at each section and finish
- .-.- No data available at this section
- NA No data available