



Mackay QLD Professional

Race 7: Racing Again Sat 14th Dec BM55 Handicap - 1100m

26 November 2024 - 16:53



MACKAY TURF CLUB
Ooralea Racecourse

Track Rating: Good 4, Weather: Fine, Rail Position: True

Section													Last 600m					
Field Times		Overall	1000m	800m	600m	400m	200m						0:34.82					
		1:03.72 (0:07.69)	0:56.03 (0:10.51)	0:45.52 (0:10.70)	0:34.82 (0:11.16)	0:23.66 (0:11.79)	0:11.87 (0:11.87)											
Rank	TAB	Horse/Jockey	Barrier	Top Speed [km/h]	Fastest Section												Margin	Distance Travelled [m]
1	11	FLYING MAPLE Ryan Wiggins	7	69.9	0:08.09	1:03.72 [1] (0:08.09)	0:55.63 [11] (0:10.73)	0:44.90 [8] (0:10.59)	0:34.31 [7] (0:11.36)	0:22.95 [7] (0:11.17)	0:11.78 [3] (0:11.78)	1:03.72	0:34.31					
2	13	DISCOVERED GOLD McKenzie Apel	8	70.7	0:07.98	1:03.82 [2] (0:07.98)	0:55.84 [7] (0:10.53)	0:45.31 [5] (0:10.59)	0:34.72 [5] (0:11.51)	0:23.21 [6] (0:11.35)	0:11.86 [4] (0:11.86)	0.63L	0:34.72	+0				
3	1	MIL CIENTO Leah Martyn	12	68.1	0:08.21	1:03.89 [3] (0:08.21)	0:55.68 [13] (0:11.09)	0:44.59 [13] (0:10.77)	0:33.82 [13] (0:11.29)	0:22.53 [13] (0:11.16)	0:11.37 [12] (0:11.37)	1L	0:33.82	-2				
4	9	SPEC OF SILVER Michael Murphy	5	69.3	0:07.83	1:04.01 [4] (0:07.83)	0:56.18 [4] (0:10.58)	0:45.60 [4] (0:10.67)	0:34.93 [4] (0:11.48)	0:23.45 [4] (0:11.52)	0:11.93 [6] (0:11.93)	1.72L	0:34.93	-8				
5	15	LOVE ON DISPLAY Isabel Jessop	10	68.4	0:08.17	1:04.13 [5] (0:08.17)	0:55.96 [12] (0:11.02)	0:44.94 [12] (0:10.71)	0:34.23 [12] (0:11.28)	0:22.95 [12] (0:11.19)	0:11.76 [8] (0:11.76)	2.42L	0:34.23	-2				
6	6	NANO STAR Georgina Cartwright	3	70.0	0:07.72	1:04.15 [6] (0:07.72)	0:56.43 [3] (0:10.48)	0:45.95 [1] (0:10.70)	0:35.25 [1] (0:11.40)	0:23.85 [2] (0:11.55)	0:12.30 [1] (0:12.30)	2.57L	0:35.25	-5				
7	17	JUST FRANK Jackson Murphy	4	68.7	0:07.83	1:04.33 [7] (0:07.83)	0:56.50 [5] (0:10.80)	0:45.70 [6] (0:10.77)	0:34.93 [6] (0:11.39)	0:23.54 [8] (0:11.51)	0:12.03 [7] (0:12.03)	3.59L	0:34.93	-7				
8	2	BORNEO Ashley Butler	1	69.3	0:07.69	1:04.44 [8] (0:07.69)	0:56.75 [1] (0:10.59)	0:46.16 [2] (0:10.64)	0:35.52 [2] (0:11.14)	0:24.38 [1] (0:11.84)	0:12.54 [2] (0:12.54)	4.27L	0:35.52	-15				
9	16	MOON OVER MATILDA Adam Sewell	13	68.6	0:07.99	1:04.58 [9] (0:07.99)	0:56.59 [9] (0:11.04)	0:45.55 [11] (0:10.70)	0:34.85 [11] (0:11.20)	0:23.65 [9] (0:11.54)	0:12.11 [10] (0:12.11)	5.05L	0:34.85	-2				
10	10	TERMINUS Justin Stanley	9	70.3	0:07.71	1:04.76 [10] (0:07.71)	0:57.05 [2] (0:10.62)	0:46.43 [3] (0:10.70)	0:35.73 [3] (0:11.27)	0:24.46 [2] (0:11.73)	0:12.73 [5] (0:12.73)	6.11L	0:35.73	-5				

Scratched: Snuggle Bang Yahoo (#8), Nine Carats (#18), Lamentum (#3), Silver Glitter (#12), Penman (#7)

[] Ranking at each section and finish
 -:-:- No data available at this section
 NA No data available

SCN Saddle cloth number
 DNF Did not finish
 DNT Did not track



Mackay QLD Professional

Race 7: Racing Again Sat 14th Dec BM55 Handicap - 1100m

26 November 2024 - 16:53



MACKAY TURF CLUB
Ooralea Racecourse

Track Rating: Good 4, Weather: Fine, Rail Position: True

Section	Overall	1000m	800m	600m	400m	200m	Last 600m							
Field Times	1:03.72 (0:07.69)	0:56.03 (0:10.51)	0:45.52 (0:10.70)	0:34.82 (0:11.16)	0:23.66 (0:11.79)	0:11.87 (0:11.87)	0:34.82							
Rank	TAB	Horse/Jockey	Barrier	Top Speed [km/h]	Fastest Section							Margin	Distance Travelled [m]	
11	4	HARVESTA Warwick Satherley	11	69.1 1000m	0:07.94 Overall	1:04.78 [11] (0:07.94)	0:56.84 [6] (0:10.95)	0:45.89 [10] (0:10.80)	0:35.09 [10] (0:11.35)	0:23.74 [10] (0:11.44)	0:12.30 [11] (0:12.30)	6.27L	0:35.09	-1
12	14	THUNDER MOON Shae Nielson	2	69.1 1000m	0:07.99 Overall	1:05.25 [12] (0:07.99)	0:57.26 [8] (0:10.74)	0:46.52 [7] (0:10.69)	0:35.83 [8] (0:11.18)	0:24.65 [5] (0:11.81)	0:12.84 [9] (0:12.84)	9.02L	0:35.83	-19
13	5	GETTIN' LIPPY Nathan Thomas	6	69.3 1000m	0:08.03 Overall	1:05.28 [13] (0:08.03)	0:57.25 [10] (0:10.82)	0:46.43 [9] (0:10.84)	0:35.59 [9] (0:11.36)	0:24.23 [11] (0:11.77)	0:12.46 [13] (0:12.46)	9.2L	0:35.59	-13

Scratched: Snuggle Bang Yahoo (#8), Nine Carats (#18), Lamentum (#3), Silver Glitter (#12), Penman (#7)



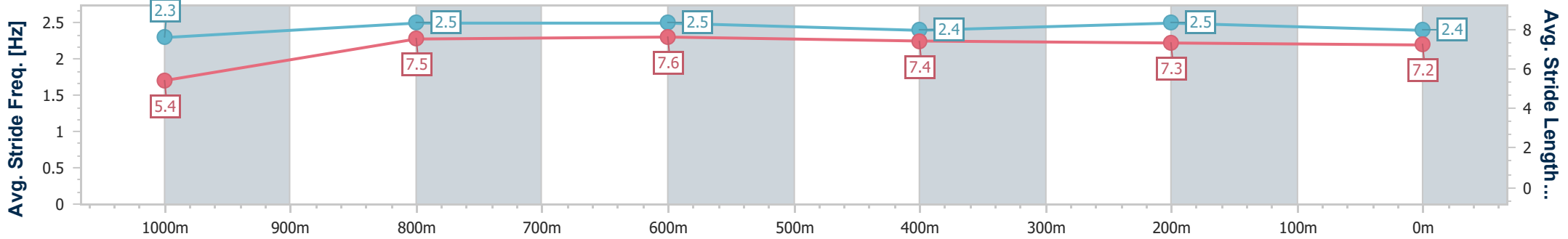
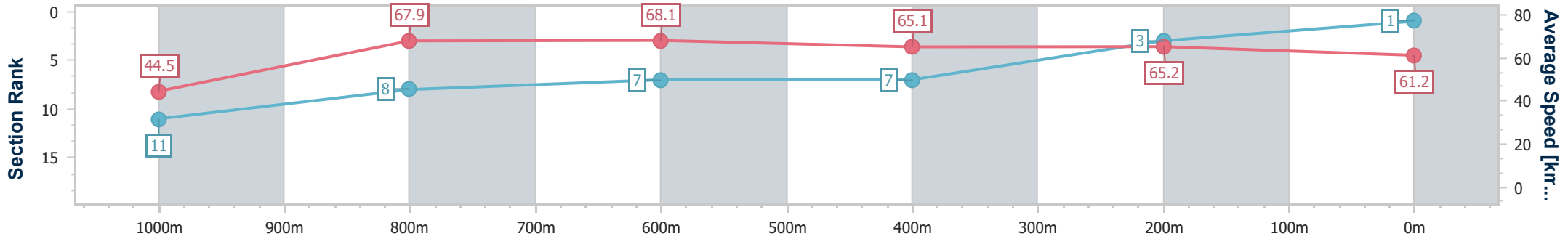
Horse/Jockey Name	Flying Maple
Final Rank	1
Fastest Section Time (Section)	0:08.09 (Overall)
Top Speed [km/h] (Section)	69.9 (1000m)
Race State	Finished



Mackay QLD Professional
 Race 7: Racing Again Sat 14th Dec BM55 Handicap - 1100m
 26 November 2024 - 16:53
 Track Rating: Good 4, Weather: Fine, Rail Position: True



Section	Overall	1000m	800m	600m	400m	200m
Section Times	1:03.72 [1] (0:08.09)	0:55.63 [11] (0:10.73)	0:44.90 [8] (0:10.59)	0:34.31 [7] (0:11.36)	0:22.95 [7] (0:11.17)	0:11.78 [3] (0:11.78)
Average Speed [km/h]	44.5	67.9	68.1	65.1	65.2	61.2
Top Speed [km/h]	62.5	69.9	69.1	68.7	65.9	64.2
Avg. Dist. to Rail [m]	8.5	3.7	1.8	3.1	6.7	7.6
Avg. Stride Freq. [Hz]	2.3	2.5	2.5	2.4	2.5	2.4
Avg. Stride Length [m]	5.4	7.5	7.6	7.4	7.3	7.2



- [] Ranking at each section and finish
- .-.- No data available at this section
- NA No data available



Horse/Jockey Name	Discovered Gold
Final Rank	2
Fastest Section Time (Section)	0:07.98 (Overall)
Top Speed [km/h] (Section)	70.7 (1000m)
Race State	Finished



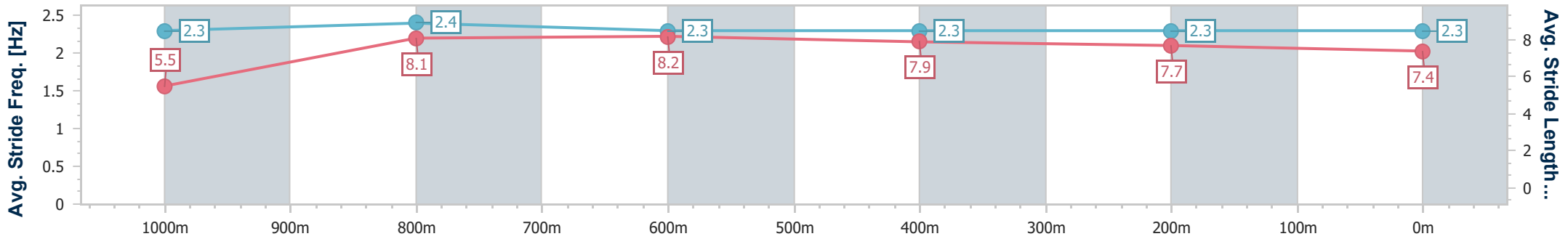
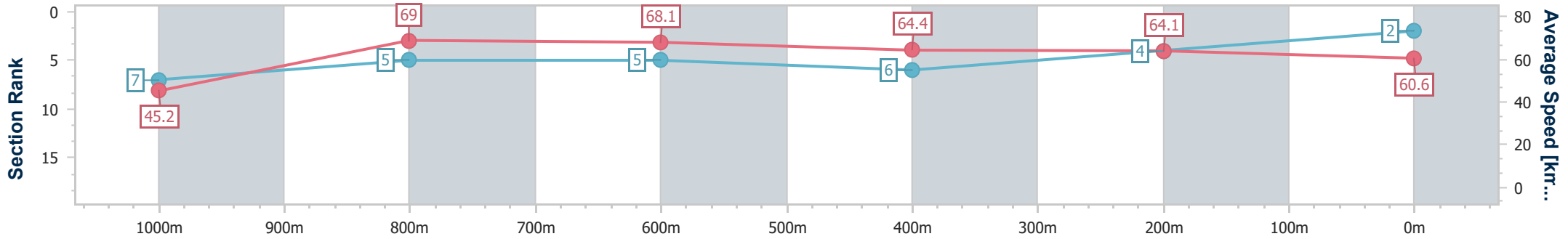
Mackay QLD Professional
Race 7: Racing Again Sat 14th Dec BM55 Handicap - 1100m



26 November 2024 - 16:53

Track Rating: Good 4, Weather: Fine, Rail Position: True

Section	Overall	1000m	800m	600m	400m	200m
Section Times	1:03.82 [2] (0:07.98)	0:55.84 [7] (0:10.53)	0:45.31 [5] (0:10.59)	0:34.72 [5] (0:11.51)	0:23.21 [6] (0:11.35)	0:11.86 [4]
Average Speed [km/h]	45.2	69.0	68.1	64.4	64.1	60.6
Top Speed [km/h]	64.3	70.7	70.1	65.7	65.1	64.1
Avg. Dist. to Rail [m]	8.6	2.6	1.9	3.5	5.5	5.1
Avg. Stride Freq. [Hz]	2.3	2.4	2.3	2.3	2.3	2.3
Avg. Stride Length [m]	5.5	8.1	8.2	7.9	7.7	7.4



- [] Ranking at each section and finish
- .-.- No data available at this section
- NA No data available



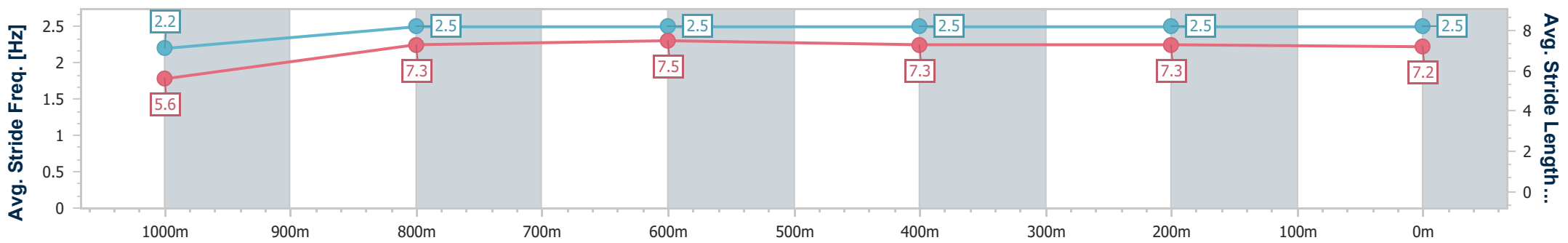
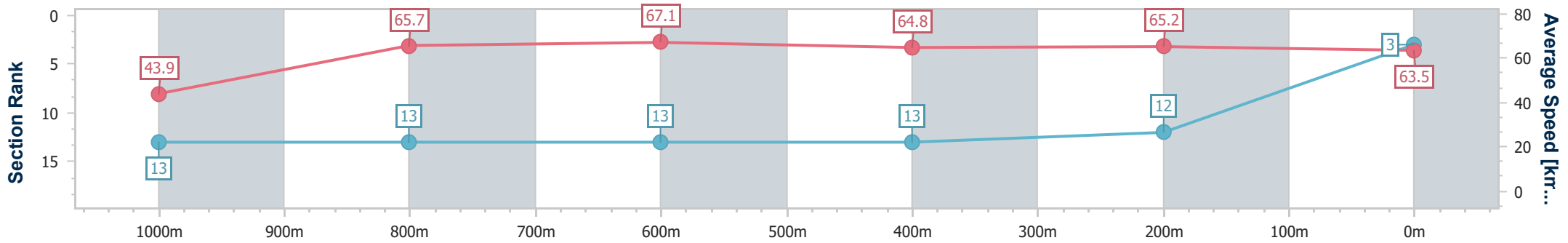
Horse/Jockey Name	Mil Ciento
Final Rank	3
Fastest Section Time (Section)	0:08.21 (Overall)
Top Speed [km/h] (Section)	68.1 (800m)
Race State	Finished



Mackay QLD Professional
 Race 7: Racing Again Sat 14th Dec BM55 Handicap - 1100m
 26 November 2024 - 16:53
 Track Rating: Good 4, Weather: Fine, Rail Position: True



Section	Overall	1000m	800m	600m	400m	200m
Section Times	1:03.89 [3] (0:08.21)	0:55.68 [13] (0:11.09)	0:44.59 [13] (0:10.77)	0:33.82 [13] (0:11.29)	0:22.53 [13] (0:11.16)	0:11.37 [12]
Average Speed [km/h]	43.9	65.7	67.1	64.8	65.2	63.5
Top Speed [km/h]	61.1	68.0	68.1	65.4	67.0	66.0
Avg. Dist. to Rail [m]	12.3	4.0	1.1	2.1	6.8	9.1
Avg. Stride Freq. [Hz]	2.2	2.5	2.5	2.5	2.5	2.5
Avg. Stride Length [m]	5.6	7.3	7.5	7.3	7.3	7.2



- [] Ranking at each section and finish
- .-.- No data available at this section
- NA No data available



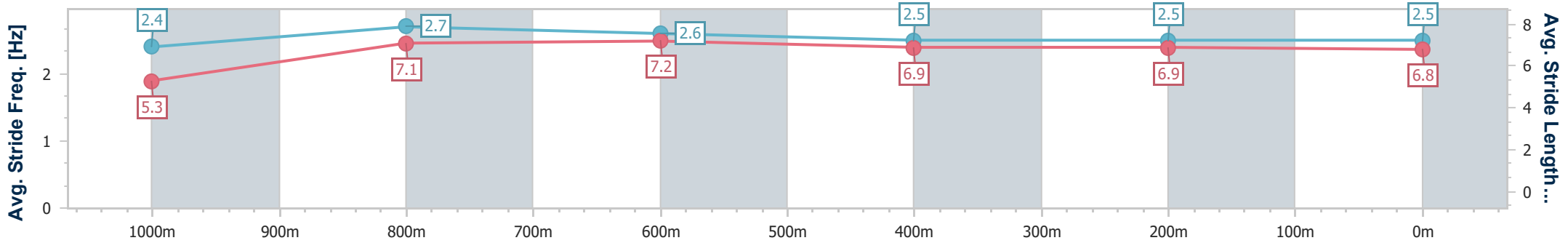
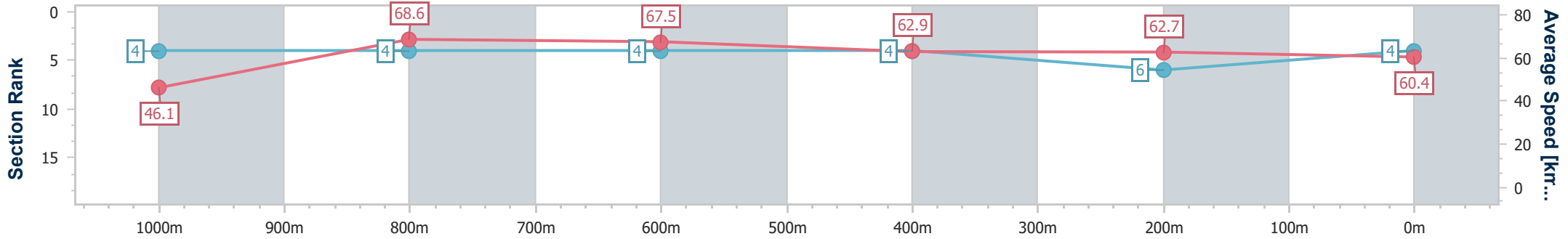
Horse/Jockey Name	Spec Of Silver
Final Rank	4
Fastest Section Time (Section)	0:07.83 (Overall)
Top Speed [km/h] (Section)	69.3 (1000m)
Race State	Finished



Mackay QLD Professional
 Race 7: Racing Again Sat 14th Dec BM55 Handicap - 1100m
 26 November 2024 - 16:53
 Track Rating: Good 4, Weather: Fine, Rail Position: True



Section	Overall	1000m	800m	600m	400m	200m
Section Times	1:04.01 [4] (0:07.83)	0:56.18 [4] (0:10.58)	0:45.60 [4] (0:10.67)	0:34.93 [4] (0:11.48)	0:23.45 [4] (0:11.52)	0:11.93 [6] (0:11.93)
Average Speed [km/h]	46.1	68.6	67.5	62.9	62.7	60.4
Top Speed [km/h]	66.0	69.3	68.6	64.4	63.8	61.8
Avg. Dist. to Rail [m]	6.3	2.2	0.8	0.8	1.2	2.1
Avg. Stride Freq. [Hz]	2.4	2.7	2.6	2.5	2.5	2.5
Avg. Stride Length [m]	5.3	7.1	7.2	6.9	6.9	6.8



- [] Ranking at each section and finish
- .-.- No data available at this section
- NA No data available



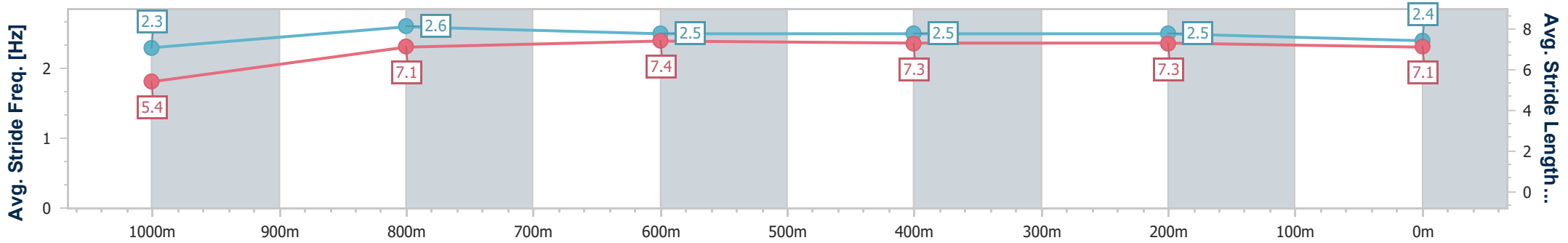
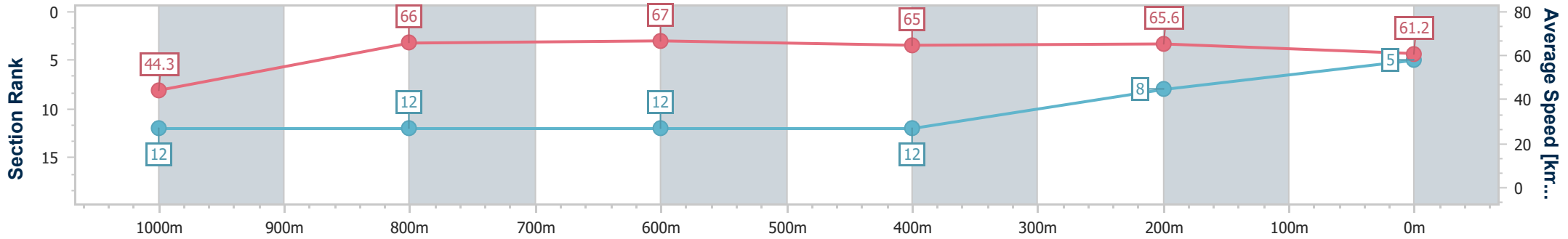
Horse/Jockey Name	Love On Display
Final Rank	5
Fastest Section Time (Section)	0:08.17 (Overall)
Top Speed [km/h] (Section)	68.4 (800m)
Race State	Finished



Mackay QLD Professional
 Race 7: Racing Again Sat 14th Dec BM55 Handicap - 1100m
 26 November 2024 - 16:53
 Track Rating: Good 4, Weather: Fine, Rail Position: True



Section	Overall	1000m	800m	600m	400m	200m
Section Times	1:04.13 [5] (0:08.17)	0:55.96 [12] (0:11.02)	0:44.94 [12] (0:10.71)	0:34.23 [12] (0:11.28)	0:22.95 [12] (0:11.19)	0:11.76 [8] (0:11.76)
Average Speed [km/h]	44.3	66.0	67.0	65.0	65.6	61.2
Top Speed [km/h]	61.2	68.4	68.4	65.4	66.0	64.9
Avg. Dist. to Rail [m]	9.8	3.8	0.7	2.9	8.0	7.7
Avg. Stride Freq. [Hz]	2.3	2.6	2.5	2.5	2.5	2.4
Avg. Stride Length [m]	5.4	7.1	7.4	7.3	7.3	7.1



- [] Ranking at each section and finish
- .-.- No data available at this section
- NA No data available



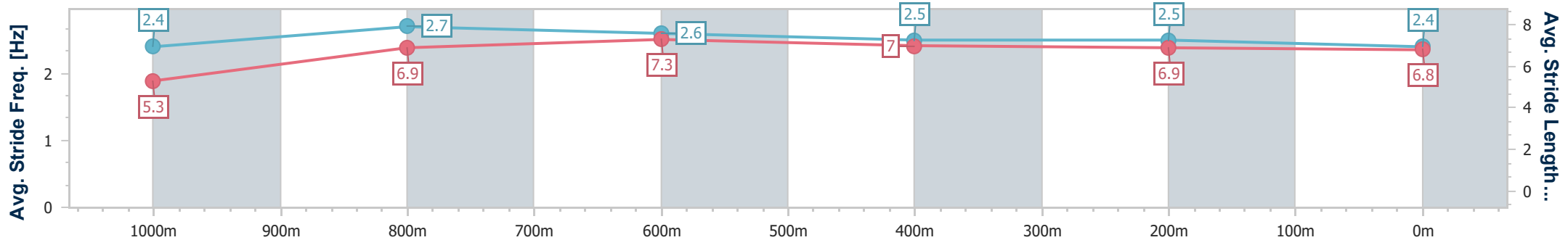
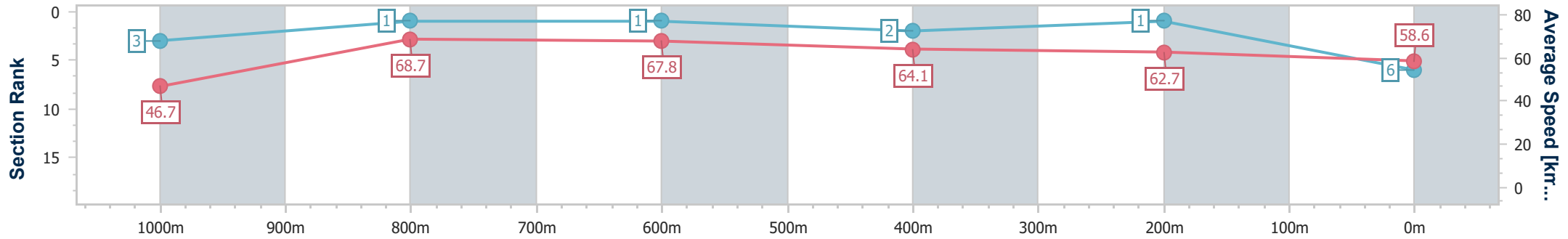
Horse/Jockey Name	Nano Star
Final Rank	6
Fastest Section Time (Section)	0:07.72 (Overall)
Top Speed [km/h] (Section)	70.0 (1000m)
Race State	Finished



Mackay QLD Professional
 Race 7: Racing Again Sat 14th Dec BM55 Handicap - 1100m
 26 November 2024 - 16:53
 Track Rating: Good 4, Weather: Fine, Rail Position: True



Section	Overall	1000m	800m	600m	400m	200m
Section Times	1:04.15 [6] (0:07.72)	0:56.43 [3] (0:10.48)	0:45.95 [1] (0:10.70)	0:35.25 [1] (0:11.40)	0:23.85 [2] (0:11.55)	0:12.30 [1] (0:12.30)
Average Speed [km/h]	46.7	68.7	67.8	64.1	62.7	58.6
Top Speed [km/h]	65.1	70.0	69.4	66.6	63.1	62.2
Avg. Dist. to Rail [m]	3.7	1.1	1.8	2.1	2.5	3.5
Avg. Stride Freq. [Hz]	2.4	2.7	2.6	2.5	2.5	2.4
Avg. Stride Length [m]	5.3	6.9	7.3	7.0	6.9	6.8



- [] Ranking at each section and finish
- .-.- No data available at this section
- NA No data available



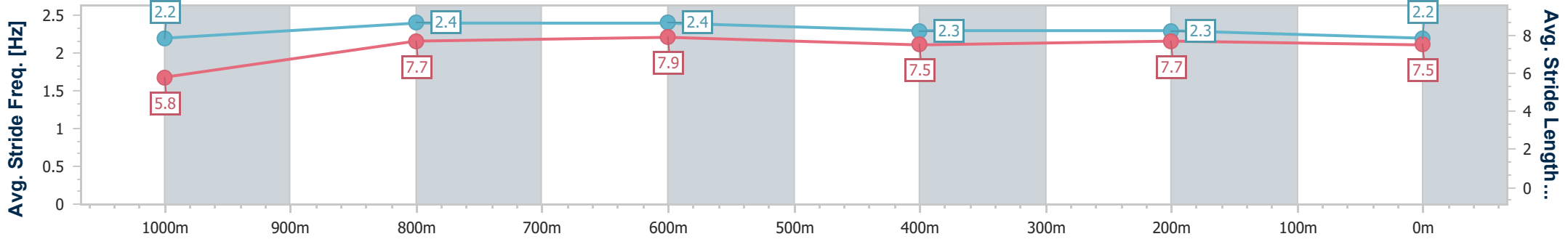
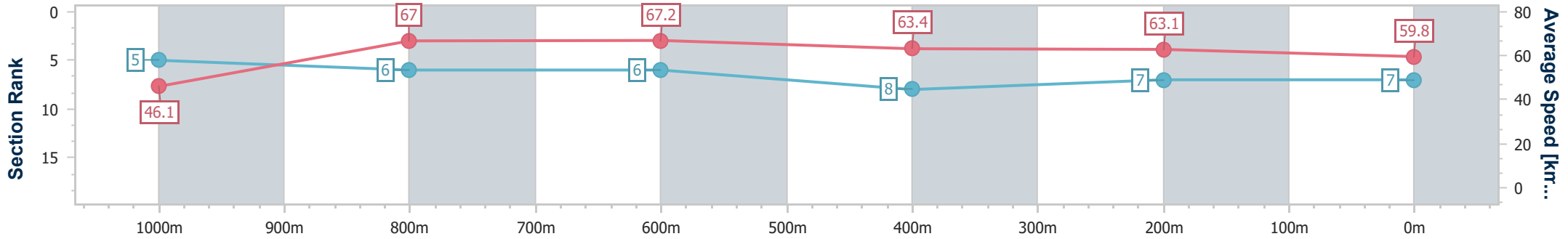
Horse/Jockey Name	Just Frank
Final Rank	7
Fastest Section Time (Section)	0:07.83 (Overall)
Top Speed [km/h] (Section)	68.7 (1000m)
Race State	Finished



Mackay QLD Professional
 Race 7: Racing Again Sat 14th Dec BM55 Handicap - 1100m
 26 November 2024 - 16:53
 Track Rating: Good 4, Weather: Fine, Rail Position: True



Section	Overall	1000m	800m	600m	400m	200m
Section Times	1:04.33 [7] (0:07.83)	0:56.50 [5] (0:10.80)	0:45.70 [6] (0:10.77)	0:34.93 [6] (0:11.39)	0:23.54 [8] (0:11.51)	0:12.03 [7]
Average Speed [km/h]	46.1	67.0	67.2	63.4	63.1	59.8
Top Speed [km/h]	62.2	68.7	68.3	65.3	64.6	62.3
Avg. Dist. to Rail [m]	5.1	2.0	0.9	1.0	3.7	5.6
Avg. Stride Freq. [Hz]	2.2	2.4	2.4	2.3	2.3	2.2
Avg. Stride Length [m]	5.8	7.7	7.9	7.5	7.7	7.5



- [] Ranking at each section and finish
- .-.- No data available at this section
- NA No data available



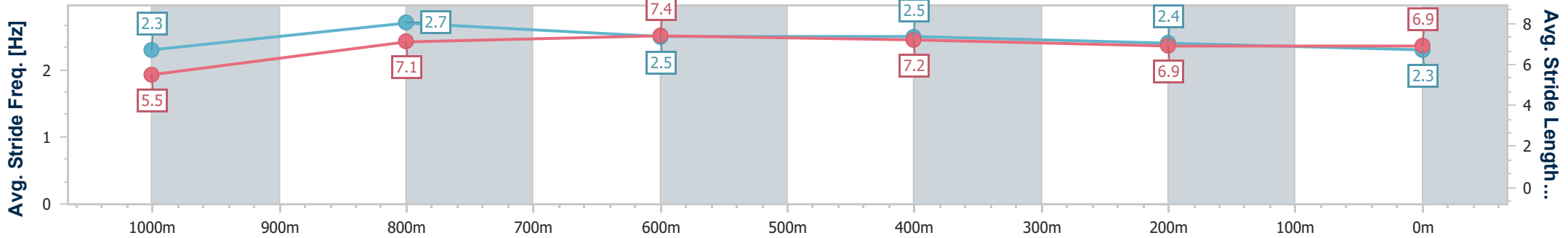
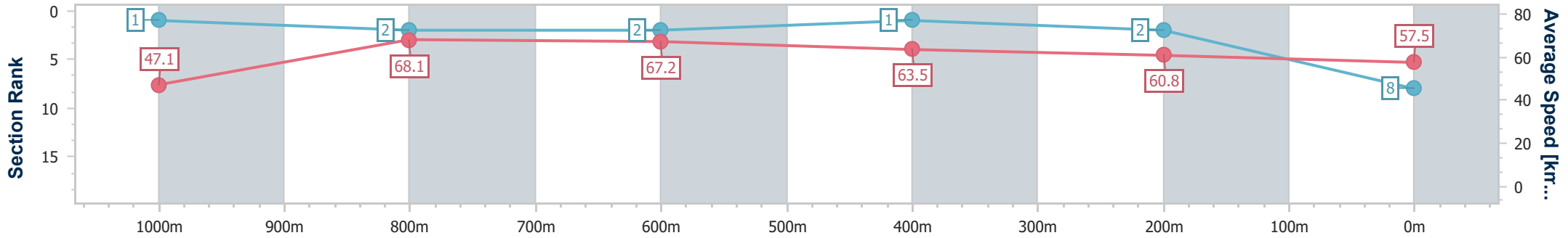
Horse/Jockey Name	Borneo
Final Rank	8
Fastest Section Time (Section)	0:07.69 (Overall)
Top Speed [km/h] (Section)	69.3 (1000m)
Race State	Finished



Mackay QLD Professional
 Race 7: Racing Again Sat 14th Dec BM55 Handicap - 1100m
 26 November 2024 - 16:53
 Track Rating: Good 4, Weather: Fine, Rail Position: True



Section	Overall	1000m	800m	600m	400m	200m
Section Times	1:04.44 [8] (0:07.69)	0:56.75 [1] (0:10.59)	0:46.16 [2] (0:10.64)	0:35.52 [2] (0:11.14)	0:24.38 [1] (0:11.84)	0:12.54 [2]
Average Speed [km/h]	47.1	68.1	67.2	63.5	60.8	57.5
Top Speed [km/h]	64.2	69.3	69.2	65.3	62.2	60.6
Avg. Dist. to Rail [m]	1.1	0.2	0.9	2.1	1.1	1.1
Avg. Stride Freq. [Hz]	2.3	2.7	2.5	2.5	2.4	2.3
Avg. Stride Length [m]	5.5	7.1	7.4	7.2	6.9	6.9



- [] Ranking at each section and finish
- .-.- No data available at this section
- NA No data available



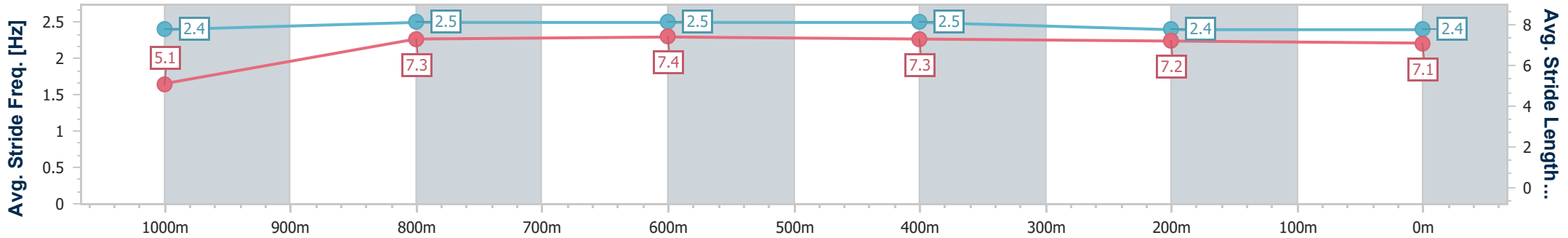
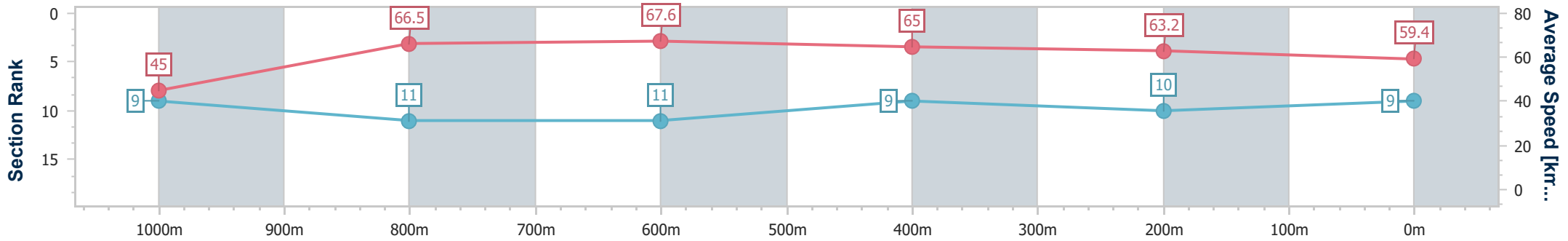
Horse/Jockey Name	Moon Over Matilda
Final Rank	9
Fastest Section Time (Section)	0:07.99 (Overall)
Top Speed [km/h] (Section)	68.6 (800m)
Race State	Finished



Mackay QLD Professional
 Race 7: Racing Again Sat 14th Dec BM55 Handicap - 1100m
 26 November 2024 - 16:53
 Track Rating: Good 4, Weather: Fine, Rail Position: True



Section	Overall	1000m	800m	600m	400m	200m
Section Times	1:04.58 [9] (0:07.99)	0:56.59 [9] (0:11.04)	0:45.55 [11] (0:10.70)	0:34.85 [11] (0:11.20)	0:23.65 [9] (0:11.54)	0:12.11 [10] (0:12.11)
Average Speed [km/h]	45.0	66.5	67.6	65.0	63.2	59.4
Top Speed [km/h]	64.7	68.1	68.6	67.5	63.6	62.7
Avg. Dist. to Rail [m]	12.6	6.1	1.4	1.7	5.6	7.8
Avg. Stride Freq. [Hz]	2.4	2.5	2.5	2.5	2.4	2.4
Avg. Stride Length [m]	5.1	7.3	7.4	7.3	7.2	7.1



- [] Ranking at each section and finish
- .-.- No data available at this section
- NA No data available



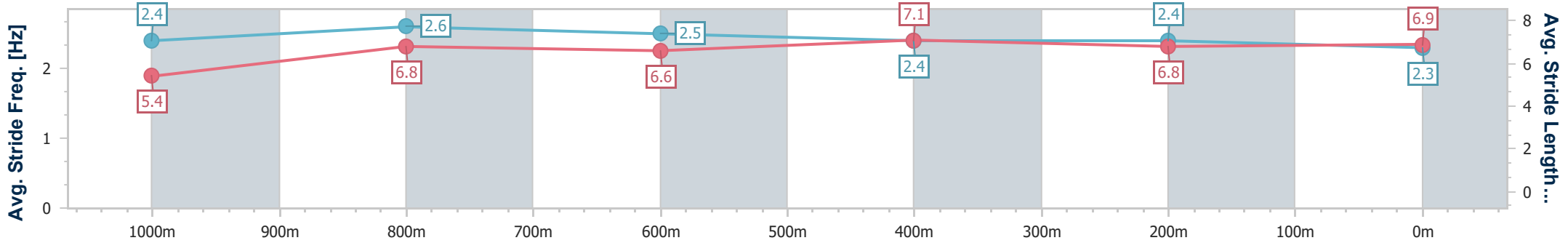
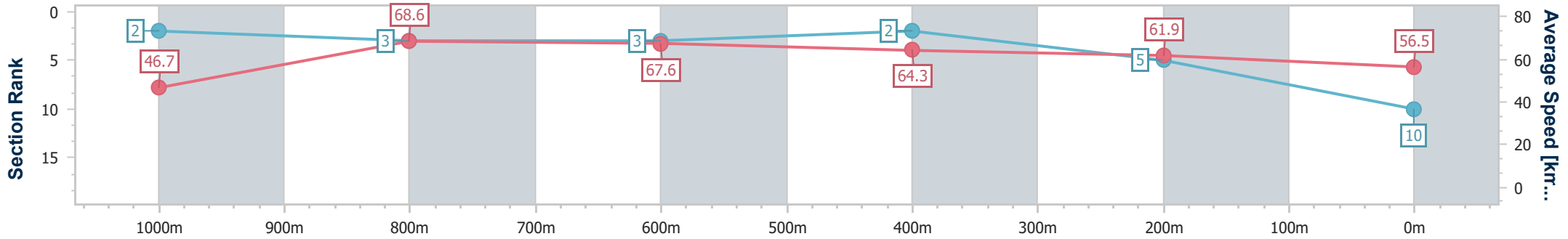
Horse/Jockey Name	Terminus
Final Rank	10
Fastest Section Time (Section)	0:07.71 (Overall)
Top Speed [km/h] (Section)	70.3 (1000m)
Race State	Finished



Mackay QLD Professional
 Race 7: Racing Again Sat 14th Dec BM55 Handicap - 1100m
 26 November 2024 - 16:53
 Track Rating: Good 4, Weather: Fine, Rail Position: True



Section	Overall	1000m	800m	600m	400m	200m
Section Times	1:04.76 [10] (0:07.71)	0:57.05 [2] (0:10.62)	0:46.43 [3] (0:10.70)	0:35.73 [3] (0:11.27)	0:24.46 [2] (0:11.73)	0:12.73 [5] (0:12.73)
Average Speed [km/h]	46.7	68.6	67.6	64.3	61.9	56.5
Top Speed [km/h]	64.8	70.3	69.3	65.5	63.1	60.2
Avg. Dist. to Rail [m]	8.9	4.0	2.2	1.0	3.5	3.9
Avg. Stride Freq. [Hz]	2.4	2.6	2.5	2.4	2.4	2.3
Avg. Stride Length [m]	5.4	6.8	6.6	7.1	6.8	6.9



- [] Ranking at each section and finish
- .-.- No data available at this section
- NA No data available



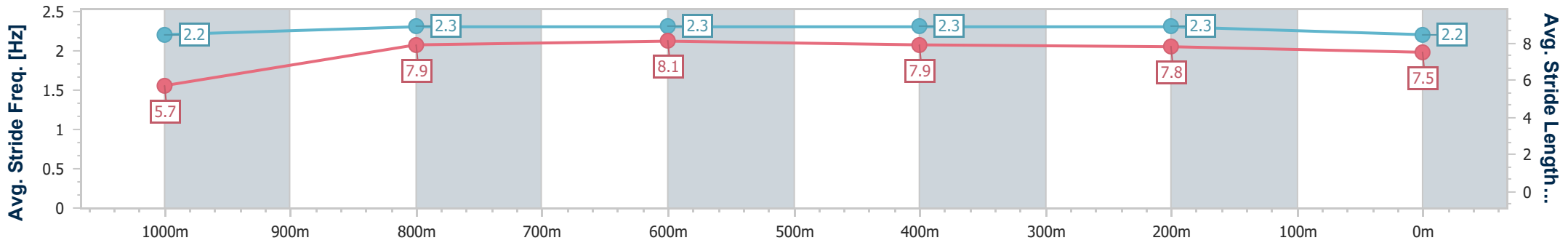
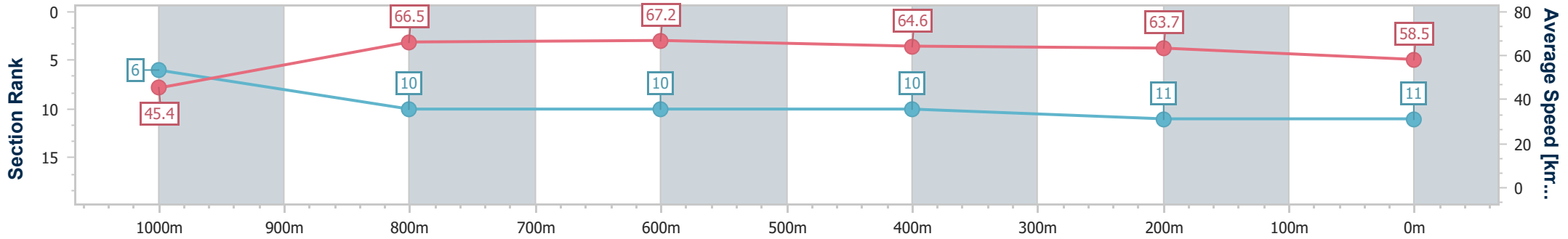
Horse/Jockey Name	Harvesta
Final Rank	11
Fastest Section Time (Section)	0:07.94 (Overall)
Top Speed [km/h] (Section)	69.1 (1000m)
Race State	Finished



Mackay QLD Professional
 Race 7: Racing Again Sat 14th Dec BM55 Handicap - 1100m
 26 November 2024 - 16:53
 Track Rating: Good 4, Weather: Fine, Rail Position: True



Section	Overall	1000m	800m	600m	400m	200m
Section Times	1:04.78 [11] (0:07.94)	0:56.84 [6] (0:10.95)	0:45.89 [10] (0:10.80)	0:35.09 [10] (0:11.35)	0:23.74 [10] (0:11.44)	0:12.30 [11] (0:12.30)
Average Speed [km/h]	45.4	66.5	67.2	64.6	63.7	58.5
Top Speed [km/h]	63.1	69.1	68.8	67.0	65.2	62.0
Avg. Dist. to Rail [m]	10.5	4.0	2.4	2.5	5.0	7.1
Avg. Stride Freq. [Hz]	2.2	2.3	2.3	2.3	2.3	2.2
Avg. Stride Length [m]	5.7	7.9	8.1	7.9	7.8	7.5



- [] Ranking at each section and finish
- .-.- No data available at this section
- NA No data available



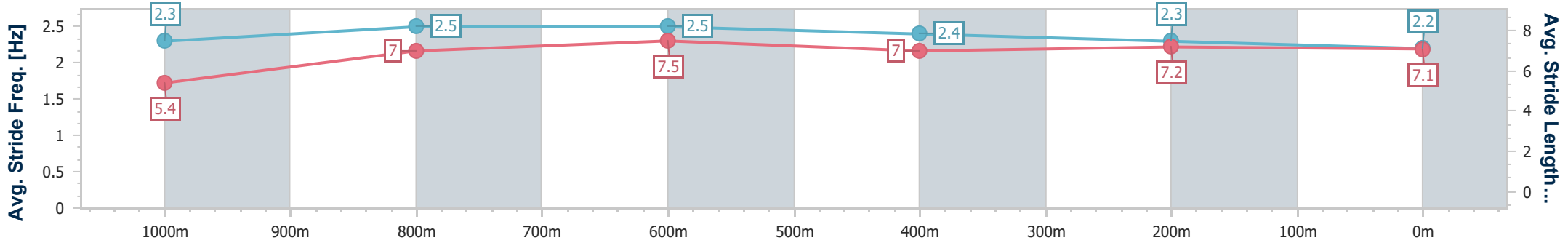
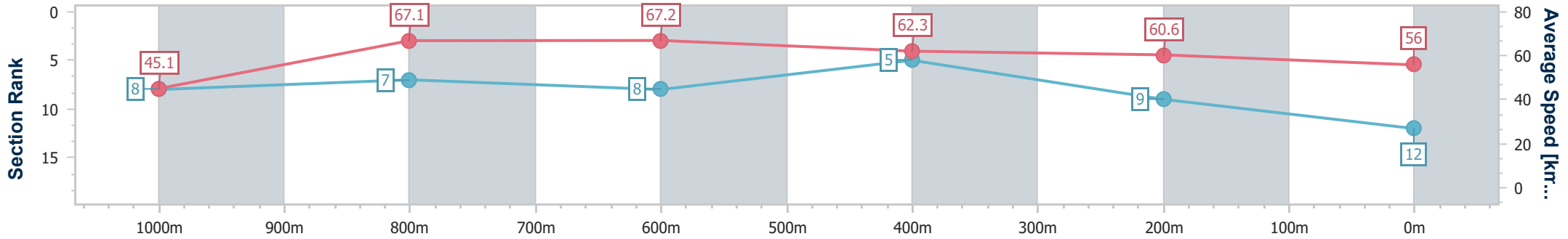
Horse/Jockey Name	Thunder Moon
Final Rank	12
Fastest Section Time (Section)	0:07.99 (Overall)
Top Speed [km/h] (Section)	69.1 (1000m)
Race State	Finished



Mackay QLD Professional
 Race 7: Racing Again Sat 14th Dec BM55 Handicap - 1100m
 26 November 2024 - 16:53
 Track Rating: Good 4, Weather: Fine, Rail Position: True



Section	Overall	1000m	800m	600m	400m	200m
Section Times	1:05.25 [12] (0:07.99)	0:57.26 [8] (0:10.74)	0:46.52 [7] (0:10.69)	0:35.83 [8] (0:11.18)	0:24.65 [5] (0:11.81)	0:12.84 [9]
Average Speed [km/h]	45.1	67.1	67.2	62.3	60.6	56.0
Top Speed [km/h]	63.2	69.1	68.6	63.8	62.0	59.7
Avg. Dist. to Rail [m]	2.7	1.2	0.9	4.1	1.7	0.6
Avg. Stride Freq. [Hz]	2.3	2.5	2.5	2.4	2.3	2.2
Avg. Stride Length [m]	5.4	7.0	7.5	7.0	7.2	7.1



- [] Ranking at each section and finish
- .-.- No data available at this section
- NA No data available



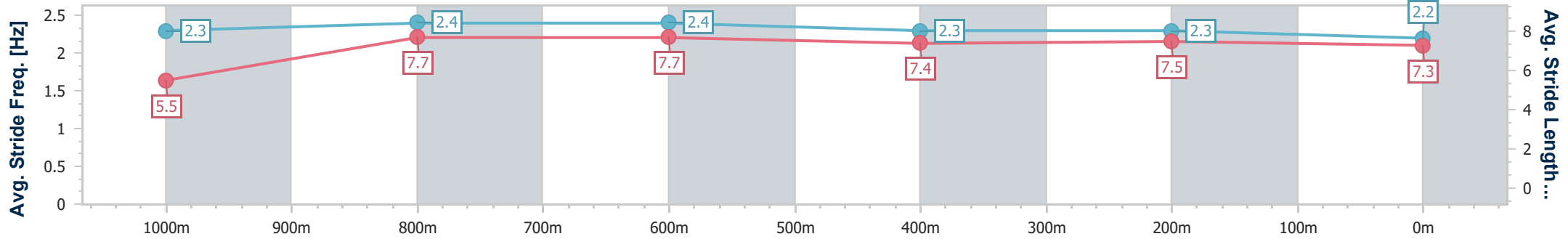
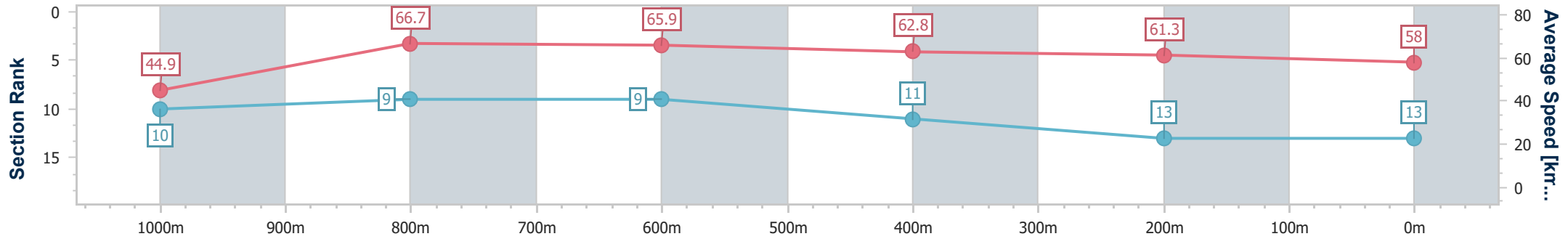
Horse/Jockey Name	Gettin' Lippy
Final Rank	13
Fastest Section Time (Section)	0:08.03 (Overall)
Top Speed [km/h] (Section)	69.3 (1000m)
Race State	Finished



Mackay QLD Professional
 Race 7: Racing Again Sat 14th Dec BM55 Handicap - 1100m
 26 November 2024 - 16:53
 Track Rating: Good 4, Weather: Fine, Rail Position: True



Section	Overall	1000m	800m	600m	400m	200m
Section Times	1:05.28 [13] (0:08.03)	0:57.25 [10] (0:10.82)	0:46.43 [9] (0:10.84)	0:35.59 [9] (0:11.36)	0:24.23 [11] (0:11.77)	0:12.46 [13] (0:12.46)
Average Speed [km/h]	44.9	66.7	65.9	62.8	61.3	58.0
Top Speed [km/h]	63.1	69.3	68.9	63.8	62.2	60.5
Avg. Dist. to Rail [m]	6.6	1.5	1.5	1.5	3.1	5.2
Avg. Stride Freq. [Hz]	2.3	2.4	2.4	2.3	2.3	2.2
Avg. Stride Length [m]	5.5	7.7	7.7	7.4	7.5	7.3



- [] Ranking at each section and finish
- .-.- No data available at this section
- NA No data available