

# Mackay QLD Professional

## Race 5: Ladbrokes Own Spring 0 - 65 Handicap - 1300m

26 November 2024 - 15:37

Track Rating: Good 4, Weather: Fine, Rail Position: True

Section		Field Times											
Overall	1200m	1000m	800m	600m	400m	Last 600m							
1:16.42 (0:07.86)	1:08.56 (0:11.12)	0:57.44 (0:10.76)	0:46.68 (0:11.27)	0:35.41 (0:11.71)	0:23.70 (0:11.56)	0:35.41							
Rank	TAB	Horse/Jockey	Barrier	Top Speed [km/h]	Fastest Section	Overall	1200m	1000m	800m	600m	400m	Last 600m	Distance Travelled [m]
1	1	<b>EARLY FUSION</b> McKenzie Apel	9	67.4	0:08.00	1:16.42 [1] (0:08.00)	1:08.42 [2] (0:11.07)	0:57.35 [3] (0:11.06)	0:46.29 [3] (0:11.33)	0:34.96 [4] (0:11.48)	0:23.48 [3] (0:11.39)	0:34.96	
2	3	<b>NONDISCLOSURE</b> Warwick Satherley	7	68.4	0:08.06	1:16.46 [2] (0:08.06)	1:08.40 [3] (0:10.92)	0:57.48 [1] (0:10.76)	0:46.72 [1] (0:11.27)	0:35.45 [1] (0:11.71)	0:23.73 [2] (0:11.56)	0:35.48	-1
3	5	<b>BRASCO</b> Jackson Murphy	2	67.0	0:08.19	1:16.47 [3] (0:08.19)	1:08.28 [7] (0:11.34)	0:56.94 [8] (0:11.32)	0:45.62 [8] (0:11.19)	0:34.43 [8] (0:11.04)	0:23.39 [5] (0:11.39)	0:34.43	-3
4	4	<b>TRICKETEER</b> Leah Martyn	4	68.4	0:07.86	1:16.64 [4] (0:07.86)	1:08.78 [1] (0:11.15)	0:57.63 [2] (0:10.84)	0:46.79 [2] (0:11.28)	0:35.51 [2] (0:11.59)	0:23.92 [1] (0:11.56)	0:35.51	+0
5	6	<b>TOW THE LINE</b> Michael Murphy	11	66.9	0:08.08	1:16.85 [5] (0:08.08)	1:08.77 [4] (0:11.07)	0:57.70 [4] (0:11.16)	0:46.54 [4] (0:11.10)	0:35.44 [3] (0:11.53)	0:23.91 [4] (0:11.74)	0:35.44	+4
6	8	<b>AIDENABET</b> Georgina Cartwright	5	66.1	0:08.11	1:17.24 [6] (0:08.11)	1:09.13 [5] (0:11.19)	0:57.94 [5] (0:11.15)	0:46.79 [5] (0:11.19)	0:35.60 [5] (0:11.45)	0:24.15 [6] (0:11.65)	0:35.60	+4
7	2	<b>THE PUNISHER</b> Jason Missen	6	66.1	0:08.27	1:17.43 [7] (0:08.27)	1:09.16 [9] (0:11.21)	0:57.95 [7] (0:11.21)	0:46.74 [7] (0:11.13)	0:35.61 [6] (0:11.37)	0:24.24 [7] (0:11.78)	0:35.61	+5
8	11	<b>BROMES</b> Justin Stanley	1	66.0	0:08.14	1:17.62 [8] (0:08.14)	1:09.48 [6] (0:11.32)	0:58.16 [6] (0:11.18)	0:46.98 [6] (0:11.27)	0:35.71 [7] (0:11.38)	0:24.33 [8] (0:11.67)	0:35.71	-4
9	10	<b>MICROWAVE JENNY</b> Nathan Thomas	10	66.0	0:08.26	1:17.65 [9] (0:08.26)	1:09.39 [8] (0:11.52)	0:57.87 [9] (0:11.33)	0:46.54 [9] (0:11.42)	0:35.12 [9] (0:11.45)	0:23.67 [10] (0:11.57)	0:35.12	+0
10	9	<b>QUEENSLANDER</b> Pietro Romeo	8	65.6	0:08.39	1:17.81 [10] (0:08.39)	1:09.42 [10] (0:11.45)	0:57.97 [10] (0:11.34)	0:46.63 [10] (0:11.35)	0:35.28 [10] (0:11.41)	0:23.87 [9] (0:11.64)	0:35.28	+4



# Mackay QLD Professional

## Race 5: Ladbrokes Own Spring 0 - 65 Handicap - 1300m

26 November 2024 - 15:37



MACKAY TURF CLUB  
Ooralea Racecourse

Track Rating: Good 4, Weather: Fine, Rail Position: True

Section		Overall	1200m	1000m	800m	600m	400m	Last 600m				
Field Times		1:16.42 (0:07.86)	1:08.56 (0:11.12)	0:57.44 (0:10.76)	0:46.68 (0:11.27)	0:35.41 (0:11.71)	0:23.70 (0:11.56)	0:35.41				
Rank	TAB Horse/Jockey	Barrier	Top Speed [km/h]	Fastest Section	Distance Travelled [m]							
11	7 DIASONIC	3	65.8	0:08.47	1:19.11 [11]	1:10.64 [11]	0:59.04 [11]	0:47.84 [11]	0:36.52 [11]	0:24.99 [11]	0:36.52	-2
	Isabel Jessop		1200m	Overall	(0:08.47)	(0:11.60)	(0:11.20)	(0:11.32)	(0:11.53)	(0:11.96)		

[ ] Ranking at each section and finish  
 -:-:- No data available at this section  
 NA No data available

SCN Saddle cloth number  
 DNF Did not finish  
 DNT Did not track



# Mackay QLD Professional

## Race 5: Ladbrokes Own Spring 0 - 65 Handicap - 1300m

26 November 2024 - 15:37



MACKAY TURF CLUB  
Ooralea Racecourse

Track Rating: Good 4, Weather: Fine, Rail Position: True

Section							200m			Last 600m
Field Times							0:12.14			0:35.41
Rank	TAB	Horse/Jockey	Barrier	Top Speed [km/h]	Fastest Section		Margin			Distance Travelled [m]
1	1	<b>EARLY FUSION</b> McKenzie Apel	9	67.4 1200m	0:08.00 Overall	0:12.09 [3] (0:12.09)	1:16.42		0:34.96	
2	3	<b>NONDISCLOSURE</b> Warwick Satherley	7	68.4 1000m	0:08.06 Overall	0:12.17 [2] (0:12.21)	0.23L		0:35.48	-1
3	5	<b>BRASCO</b> Jackson Murphy	2	67.0 600m	0:08.19 Overall	0:12.00 [4] (0:12.00)	0.31L		0:34.43	-3
4	4	<b>TRICKETEER</b> Leah Martyn	4	68.4 1000m	0:07.86 Overall	0:12.36 [1] (0:12.36)	1.29L		0:35.51	+0
5	6	<b>TOW THE LINE</b> Michael Murphy	11	66.9 1200m	0:08.08 Overall	0:12.17 [5] (0:12.17)	2.54L		0:35.44	+4
6	8	<b>AIDENABET</b> Georgina Cartwright	5	66.1 1200m	0:08.11 Overall	0:12.50 [6] (0:12.50)	4.82L		0:35.60	+4
7	2	<b>THE PUNISHER</b> Jason Missen	6	66.1 1200m	0:08.27 Overall	0:12.46 [8] (0:12.46)	5.94L		0:35.61	+5
8	11	<b>BROMES</b> Justin Stanley	1	66.0 1200m	0:08.14 Overall	0:12.66 [7] (0:12.66)	7.07L		0:35.71	-4
9	10	<b>MICROWAVE JENNY</b> Nathan Thomas	10	66.0 1000m	0:08.26 Overall	0:12.10 [9] (0:12.10)	7.22L		0:35.12	+0
10	9	<b>QUEENSLANDER</b> Pietro Romeo	8	65.6 1200m	0:08.39 Overall	0:12.23 [10] (0:12.23)	8.19L		0:35.28	+4



**Mackay QLD Professional**  
**Race 5: Ladbrokes Own Spring 0 - 65 Handicap - 1300m**  
**26 November 2024 - 15:37**



**MACKAY TURF CLUB**  
 Ooralea Racecourse

Track Rating: Good 4, Weather: Fine, Rail Position: True

Section				200m				Last 600m		
Field Times				0:12.14 (0:12.14)				0:35.41		
Rank	TAB	Horse/Jockey	Barrier	Top Speed [km/h]	Fastest Section	Margin			Distance Travelled [m]	
11	7	DIASONIC	3	65.8	0:08.47	0:13.03 [11]	15.79L		0:36.52	-2
		Isabel Jessop		1200m	Overall	(0:13.03)				

[ ] Ranking at each section and finish  
 -:-:- No data available at this section  
 NA No data available

SCN Saddle cloth number  
 DNF Did not finish  
 DNT Did not track



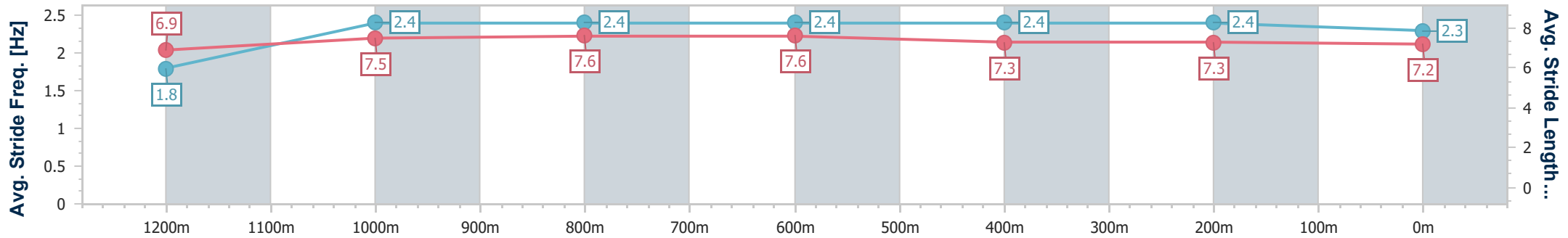
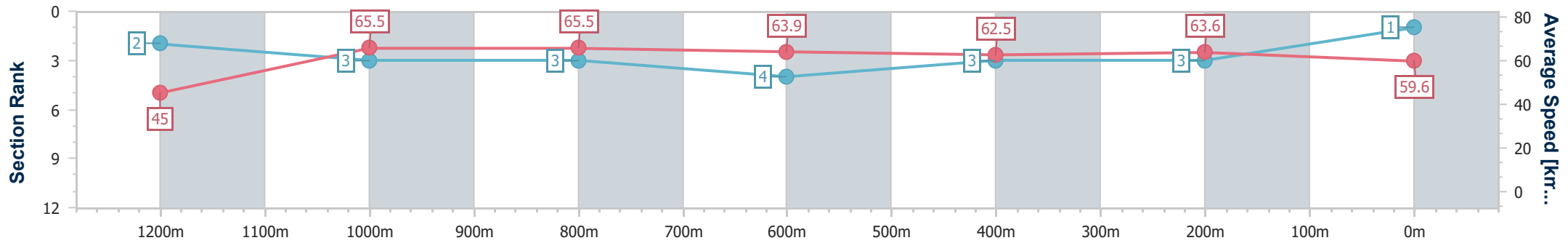
Horse/Jockey Name	Early Fusion
Final Rank	1
Fastest Section Time (Section)	0:08.00 (Overall)
Top Speed [km/h] (Section)	67.4 (1200m)
Race State	Finished



Mackay QLD Professional  
 Race 5: Ladbrokes Own Spring 0 - 65 Handicap - 1300m  
 26 November 2024 - 15:37  
 Track Rating: Good 4, Weather: Fine, Rail Position: True



Section	Overall	1200m	1000m	800m	600m	400m	200m
Section Times	1:16.42 [1] (0:08.00)	1:08.42 [2] (0:11.07)	0:57.35 [3] (0:11.06)	0:46.29 [3] (0:11.33)	0:34.96 [4] (0:11.48)	0:23.48 [3] (0:11.39)	0:12.09 [3] (0:12.09)
Average Speed [km/h]	45.0	65.5	65.5	63.9	62.5	63.6	59.6
Top Speed [km/h]	60.5	67.4	67.0	65.5	63.5	64.8	64.1
Avg. Dist. to Rail [m]	12.3	2.7	2.8	1.5	0.7	3.3	4.5
Avg. Stride Freq. [Hz]	1.8	2.4	2.4	2.4	2.4	2.4	2.3
Avg. Stride Length [m]	6.9	7.5	7.6	7.6	7.3	7.3	7.2



- [ ] Ranking at each section and finish
- .-.- No data available at this section
- NA No data available



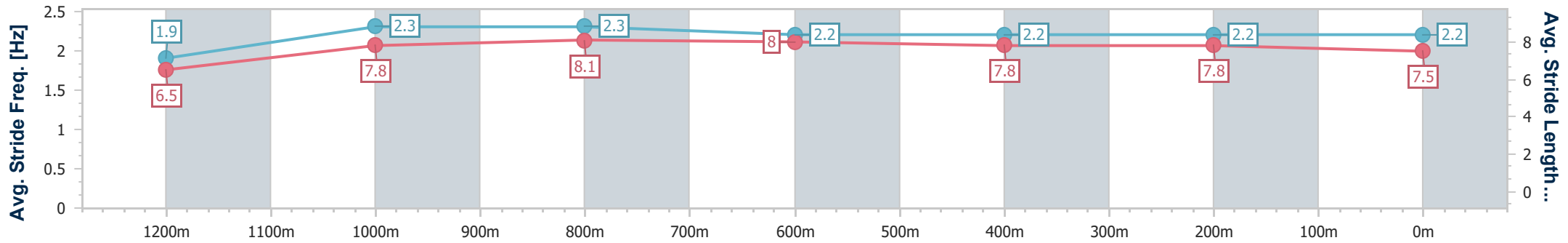
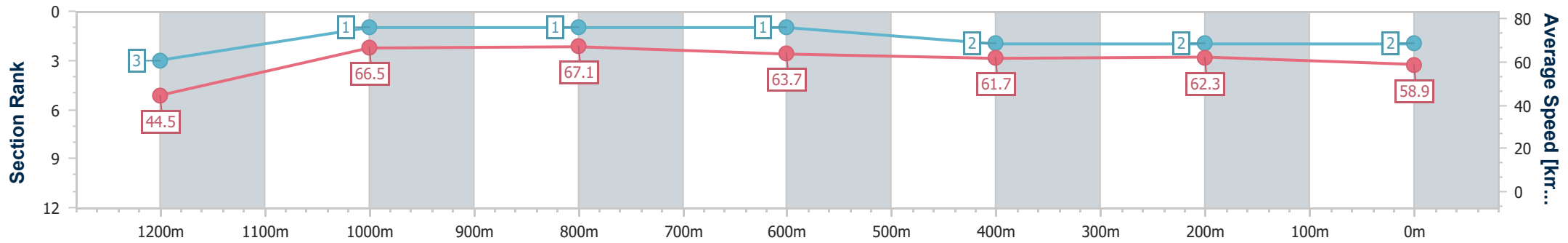
Horse/Jockey Name	Nondisclosure
Final Rank	2
Fastest Section Time (Section)	0:08.06 (Overall)
Top Speed [km/h] (Section)	68.4 (1000m)
Race State	Finished



Mackay QLD Professional  
 Race 5: Ladbrokes Own Spring 0 - 65 Handicap - 1300m  
 26 November 2024 - 15:37  
 Track Rating: Good 4, Weather: Fine, Rail Position: True



Section	Overall	1200m	1000m	800m	600m	400m	200m
Section Times	1:16.46 [2] (0:08.06)	1:08.40 [3] (0:10.92)	0:57.48 [1] (0:10.76)	0:46.72 [1] (0:11.27)	0:35.45 [1] (0:11.71)	0:23.73 [2] (0:11.56)	0:12.17 [2] (0:12.21)
Average Speed [km/h]	44.5	66.5	67.1	63.7	61.7	62.3	58.9
Top Speed [km/h]	62.6	68.4	68.4	64.9	62.4	63.0	61.2
Avg. Dist. to Rail [m]	10.9	2.5	0.9	0.7	0.6	1.4	2.3
Avg. Stride Freq. [Hz]	1.9	2.3	2.3	2.2	2.2	2.2	2.2
Avg. Stride Length [m]	6.5	7.8	8.1	8.0	7.8	7.8	7.5



- [ ] Ranking at each section and finish
- .-.- No data available at this section
- NA No data available



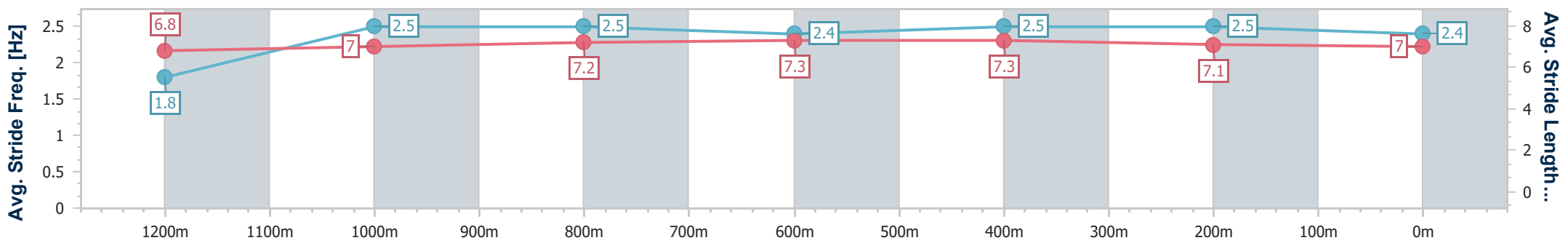
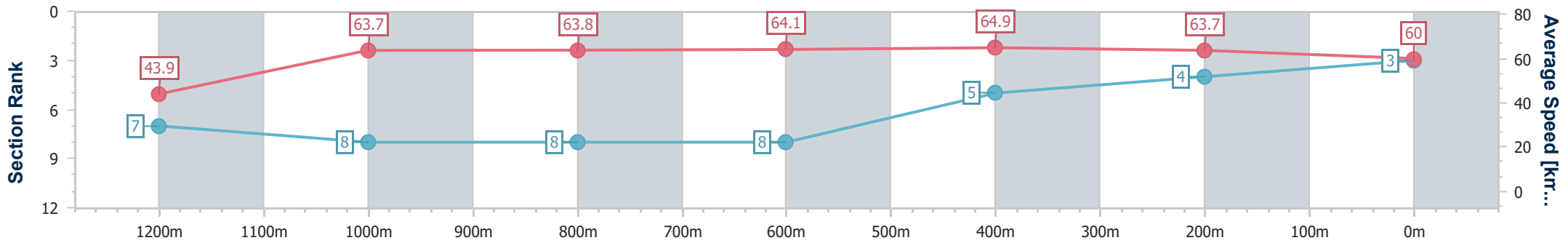
Horse/Jockey Name	Brasco
Final Rank	3
Fastest Section Time (Section)	0:08.19 (Overall)
Top Speed [km/h] (Section)	67.0 (600m)
Race State	Finished



Mackay QLD Professional  
 Race 5: Ladbrokes Own Spring 0 - 65 Handicap - 1300m  
 26 November 2024 - 15:37  
 Track Rating: Good 4, Weather: Fine, Rail Position: True



Section	Overall	1200m	1000m	800m	600m	400m	200m
Section Times	1:16.47 [3] (0:08.19)	1:08.28 [7] (0:11.34)	0:56.94 [8] (0:11.32)	0:45.62 [8] (0:11.19)	0:34.43 [8] (0:11.04)	0:23.39 [5] (0:11.39)	0:12.00 [4]
Average Speed [km/h]	43.9	63.7	63.8	64.1	64.9	63.7	60.0
Top Speed [km/h]	57.6	66.1	64.8	65.1	67.0	64.8	62.0
Avg. Dist. to Rail [m]	6.7	1.2	0.3	1.1	2.1	3.0	5.9
Avg. Stride Freq. [Hz]	1.8	2.5	2.5	2.4	2.5	2.5	2.4
Avg. Stride Length [m]	6.8	7.0	7.2	7.3	7.3	7.1	7.0



- [ ] Ranking at each section and finish
- .-.- No data available at this section
- NA No data available



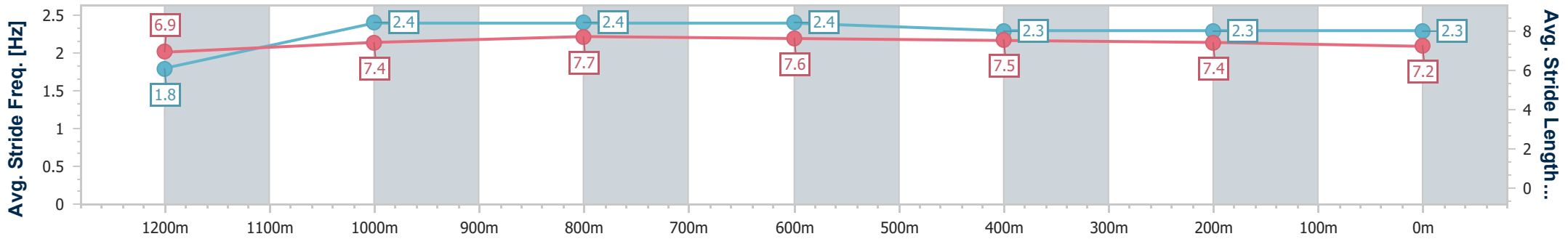
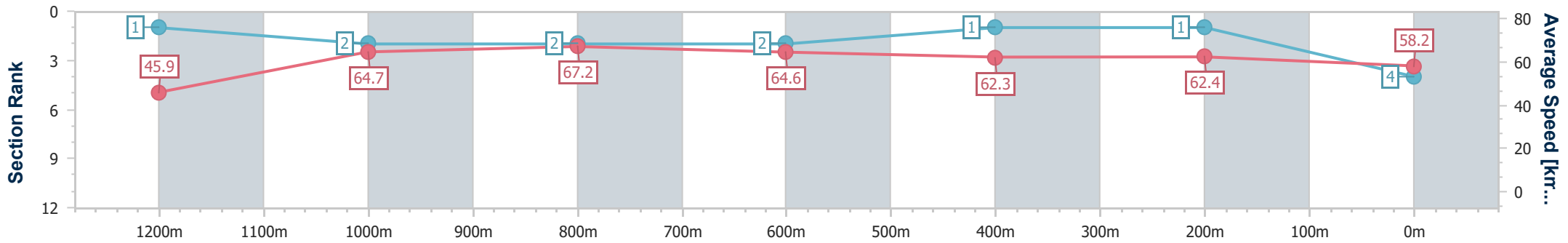
Horse/Jockey Name	Tricketeer
Final Rank	4
Fastest Section Time (Section)	0:07.86 (Overall)
Top Speed [km/h] (Section)	68.4 (1000m)
Race State	Finished



Mackay QLD Professional  
 Race 5: Ladbrokes Own Spring 0 - 65 Handicap - 1300m  
 26 November 2024 - 15:37  
 Track Rating: Good 4, Weather: Fine, Rail Position: True



Section	Overall	1200m	1000m	800m	600m	400m	200m
Section Times	1:16.64 [4] (0:07.86)	1:08.78 [1] (0:11.15)	0:57.63 [2] (0:10.84)	0:46.79 [2] (0:11.28)	0:35.51 [2] (0:11.59)	0:23.92 [1] (0:11.56)	0:12.36 [1] (0:12.36)
Average Speed [km/h]	45.9	64.7	67.2	64.6	62.3	62.4	58.2
Top Speed [km/h]	60.0	67.0	68.4	67.0	64.5	63.8	61.7
Avg. Dist. to Rail [m]	8.7	1.6	3.1	2.8	1.2	1.6	1.7
Avg. Stride Freq. [Hz]	1.8	2.4	2.4	2.4	2.3	2.3	2.3
Avg. Stride Length [m]	6.9	7.4	7.7	7.6	7.5	7.4	7.2



- [ ] Ranking at each section and finish
- .-.- No data available at this section
- NA No data available





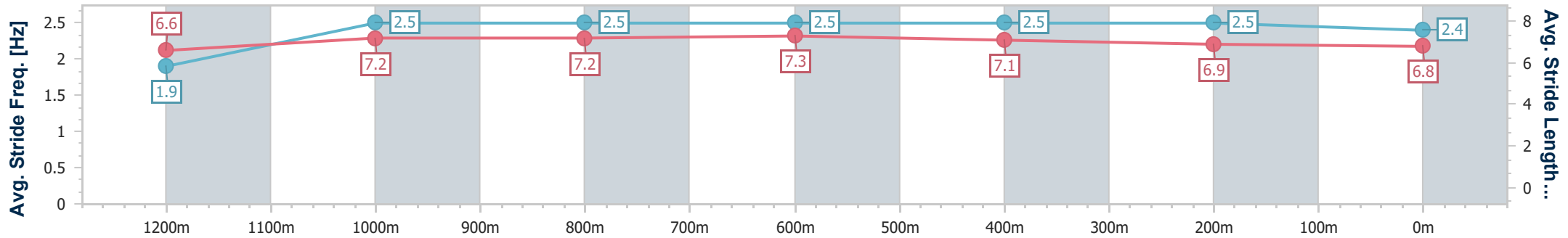
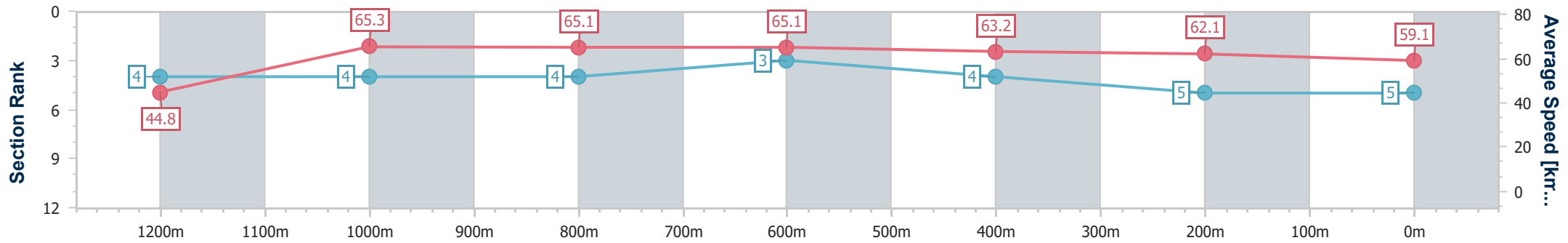
Horse/Jockey Name	Tow The Line
Final Rank	5
Fastest Section Time (Section)	0:08.08 (Overall)
Top Speed [km/h] (Section)	66.9 (1200m)
Race State	Finished



Mackay QLD Professional  
 Race 5: Ladbrokes Own Spring 0 - 65 Handicap - 1300m  
 26 November 2024 - 15:37  
 Track Rating: Good 4, Weather: Fine, Rail Position: True



Section	Overall	1200m	1000m	800m	600m	400m	200m
Section Times	1:16.85 [5] (0:08.08)	1:08.77 [4] (0:11.07)	0:57.70 [4] (0:11.16)	0:46.54 [4] (0:11.10)	0:35.44 [3] (0:11.53)	0:23.91 [4] (0:11.74)	0:12.17 [5] (0:12.17)
Average Speed [km/h]	44.8	65.3	65.1	65.1	63.2	62.1	59.1
Top Speed [km/h]	62.6	66.9	66.6	65.7	64.1	63.2	62.8
Avg. Dist. to Rail [m]	14.0	3.8	3.1	1.4	1.3	5.0	5.5
Avg. Stride Freq. [Hz]	1.9	2.5	2.5	2.5	2.5	2.5	2.4
Avg. Stride Length [m]	6.6	7.2	7.2	7.3	7.1	6.9	6.8



- [ ] Ranking at each section and finish
- .-.- No data available at this section
- NA No data available



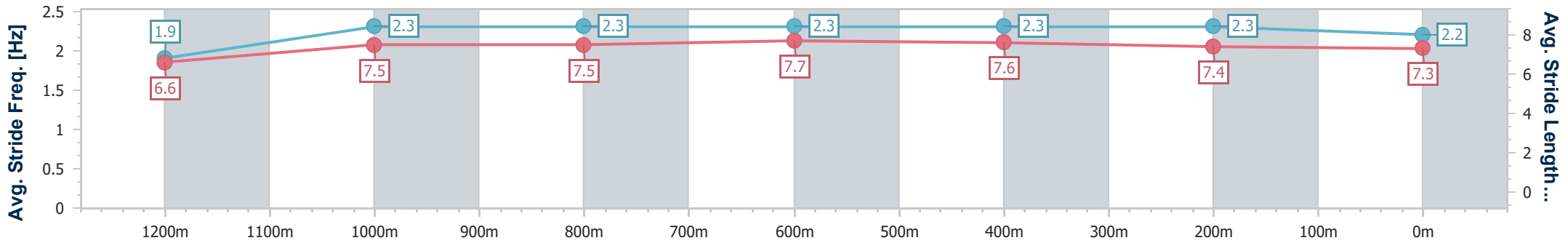
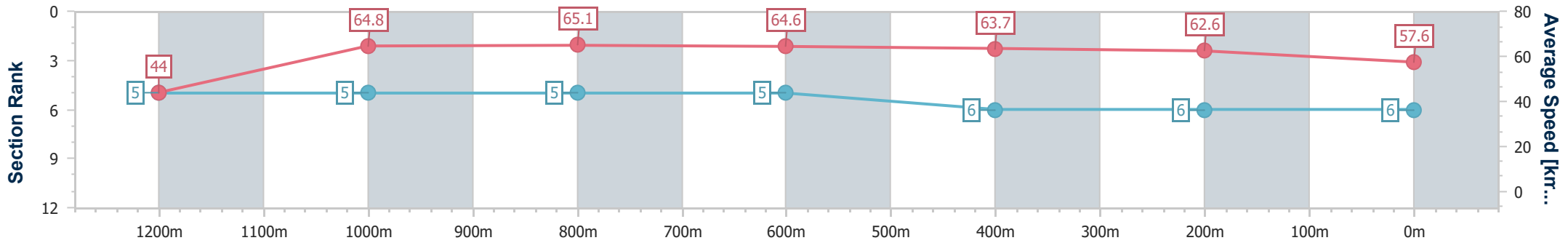
Horse/Jockey Name	Aidenabet
Final Rank	6
Fastest Section Time (Section)	0:08.11 (Overall)
Top Speed [km/h] (Section)	66.1 (1200m)
Race State	Finished



Mackay QLD Professional  
 Race 5: Ladbrokes Own Spring 0 - 65 Handicap - 1300m  
 26 November 2024 - 15:37  
 Track Rating: Good 4, Weather: Fine, Rail Position: True



Section	Overall	1200m	1000m	800m	600m	400m	200m
Section Times	1:17.24 [6] (0:08.11)	1:09.13 [5] (0:11.19)	0:57.94 [5] (0:11.15)	0:46.79 [5] (0:11.19)	0:35.60 [5] (0:11.45)	0:24.15 [6] (0:11.65)	0:12.50 [6]
Average Speed [km/h]	44.0	64.8	65.1	64.6	63.7	62.6	57.6
Top Speed [km/h]	59.3	66.1	65.9	65.4	64.6	63.9	61.6
Avg. Dist. to Rail [m]	7.4	2.7	2.4	2.1	1.7	5.3	6.3
Avg. Stride Freq. [Hz]	1.9	2.3	2.3	2.3	2.3	2.3	2.2
Avg. Stride Length [m]	6.6	7.5	7.5	7.7	7.6	7.4	7.3



- [ ] Ranking at each section and finish
- .-.- No data available at this section
- NA No data available



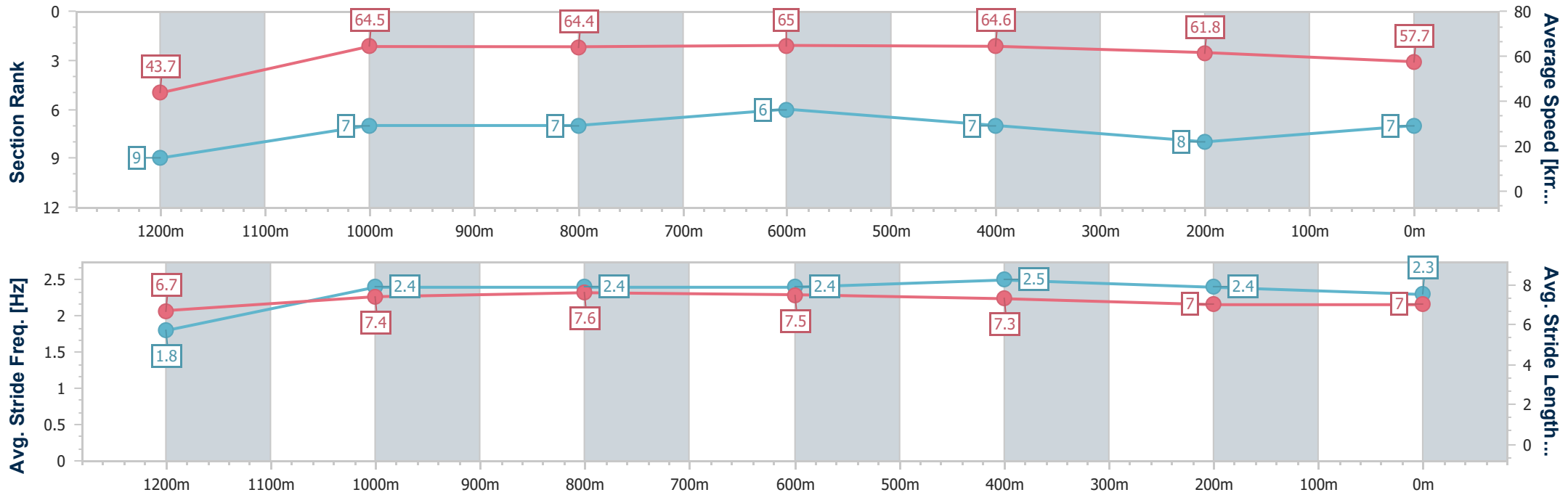
Horse/Jockey Name	The Punisher
Final Rank	7
Fastest Section Time (Section)	0:08.27 (Overall)
Top Speed [km/h] (Section)	66.1 (1200m)
Race State	Finished



Mackay QLD Professional  
 Race 5: Ladbrokes Own Spring 0 - 65 Handicap - 1300m  
 26 November 2024 - 15:37  
 Track Rating: Good 4, Weather: Fine, Rail Position: True



Section	Overall	1200m	1000m	800m	600m	400m	200m
Section Times	1:17.43 [7] (0:08.27)	1:09.16 [9] (0:11.21)	0:57.95 [7] (0:11.21)	0:46.74 [7] (0:11.13)	0:35.61 [6] (0:11.37)	0:24.24 [7] (0:11.78)	0:12.46 [8] (0:12.46)
Average Speed [km/h]	43.7	64.5	64.4	65.0	64.6	61.8	57.7
Top Speed [km/h]	58.5	66.1	65.5	65.7	65.9	63.3	62.1
Avg. Dist. to Rail [m]	10.0	2.3	1.3	1.5	2.4	6.8	7.6
Avg. Stride Freq. [Hz]	1.8	2.4	2.4	2.4	2.5	2.4	2.3
Avg. Stride Length [m]	6.7	7.4	7.6	7.5	7.3	7.0	7.0



- [ ] Ranking at each section and finish
- .-.- No data available at this section
- NA No data available



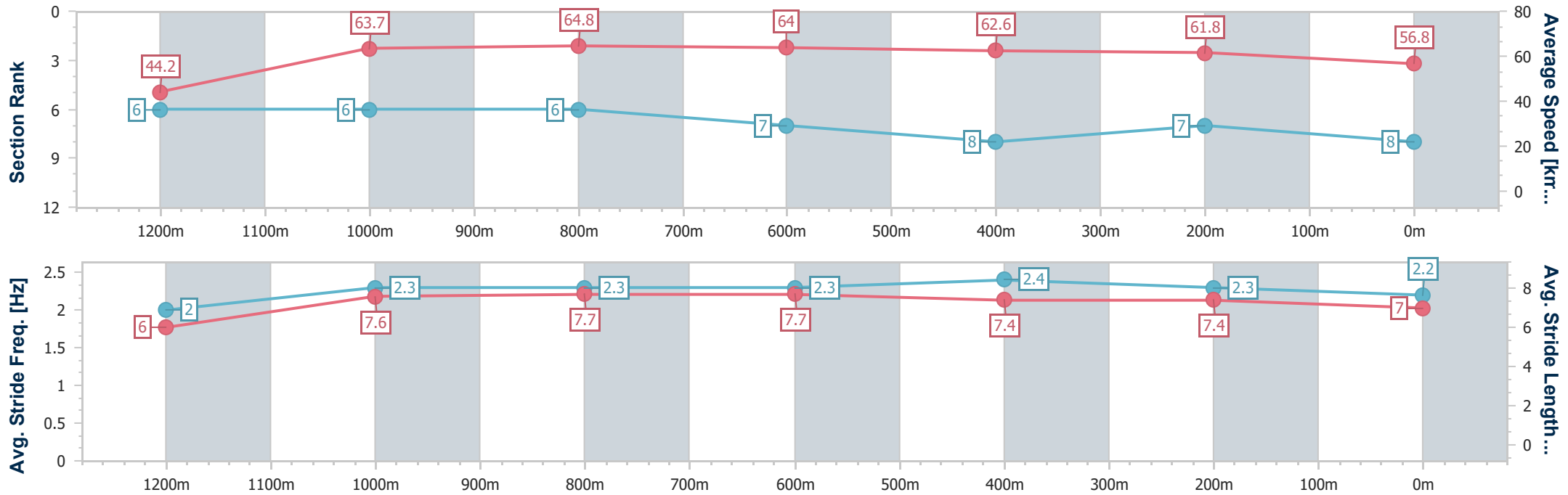
Horse/Jockey Name	Bromes
Final Rank	8
Fastest Section Time (Section)	0:08.14 (Overall)
Top Speed [km/h] (Section)	66.0 (1200m)
Race State	Finished



Mackay QLD Professional  
 Race 5: Ladbrokes Own Spring 0 - 65 Handicap - 1300m  
 26 November 2024 - 15:37  
 Track Rating: Good 4, Weather: Fine, Rail Position: True



Section	Overall	1200m	1000m	800m	600m	400m	200m
Section Times	1:17.62 [8] (0:08.14)	1:09.48 [6] (0:11.32)	0:58.16 [6] (0:11.18)	0:46.98 [6] (0:11.27)	0:35.71 [7] (0:11.38)	0:24.33 [8] (0:11.67)	0:12.66 [7]
Average Speed [km/h]	44.2	63.7	64.8	64.0	62.6	61.8	56.8
Top Speed [km/h]	59.5	66.0	65.5	65.6	64.4	62.5	60.4
Avg. Dist. to Rail [m]	5.5	1.7	1.4	1.2	1.2	0.7	0.8
Avg. Stride Freq. [Hz]	2.0	2.3	2.3	2.3	2.4	2.3	2.2
Avg. Stride Length [m]	6.0	7.6	7.7	7.7	7.4	7.4	7.0



- [ ] Ranking at each section and finish
- .-.- No data available at this section
- NA No data available



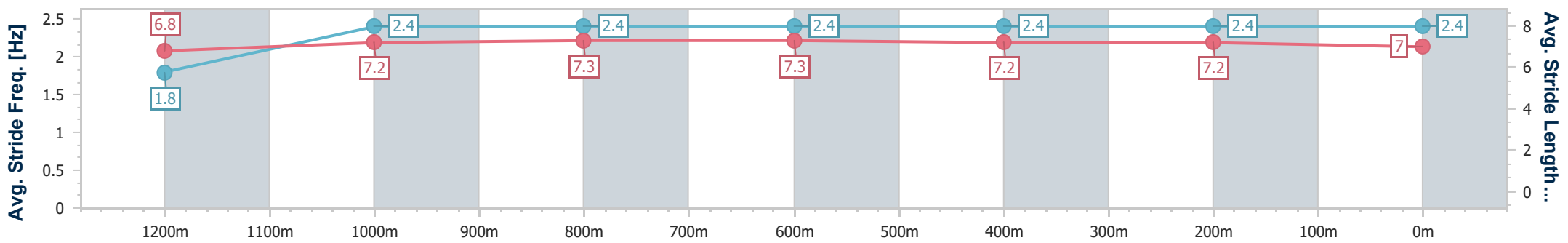
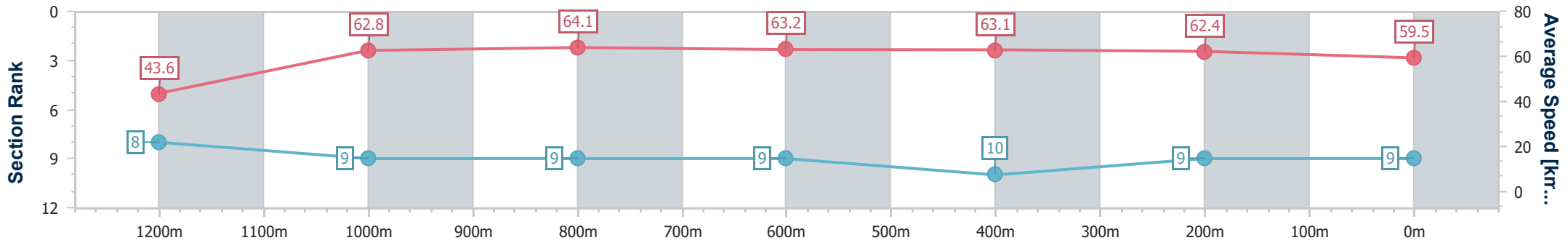
Horse/Jockey Name	Microwave Jenny
Final Rank	9
Fastest Section Time (Section)	0:08.26 (Overall)
Top Speed [km/h] (Section)	66.0 (1000m)
Race State	Finished



Mackay QLD Professional  
 Race 5: Ladbrokes Own Spring 0 - 65 Handicap - 1300m  
 26 November 2024 - 15:37  
 Track Rating: Good 4, Weather: Fine, Rail Position: True



Section	Overall	1200m	1000m	800m	600m	400m	200m
Section Times	1:17.65 [9] (0:08.26)	1:09.39 [8] (0:11.52)	0:57.87 [9] (0:11.33)	0:46.54 [9] (0:11.42)	0:35.12 [9] (0:11.45)	0:23.67 [10] (0:11.57)	0:12.10 [9] (0:12.10)
Average Speed [km/h]	43.6	62.8	64.1	63.2	63.1	62.4	59.5
Top Speed [km/h]	59.9	64.9	66.0	65.0	64.5	63.3	62.2
Avg. Dist. to Rail [m]	13.6	3.8	1.5	1.3	0.5	2.3	3.1
Avg. Stride Freq. [Hz]	1.8	2.4	2.4	2.4	2.4	2.4	2.4
Avg. Stride Length [m]	6.8	7.2	7.3	7.3	7.2	7.2	7.0



- [ ] Ranking at each section and finish
- .-.- No data available at this section
- NA No data available



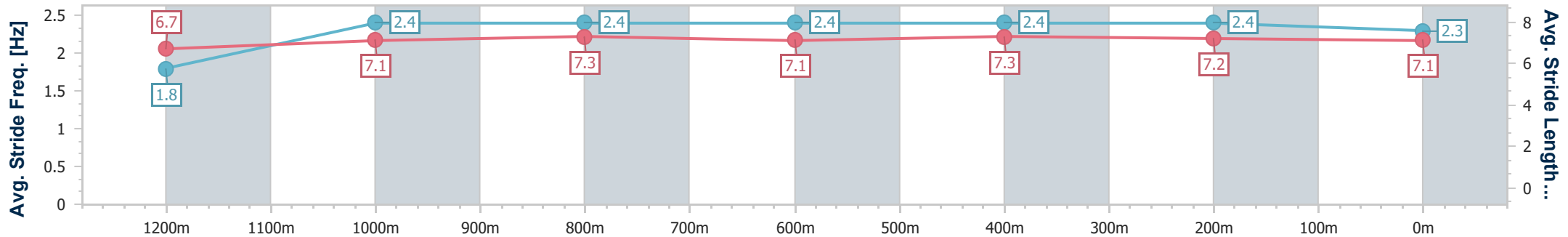
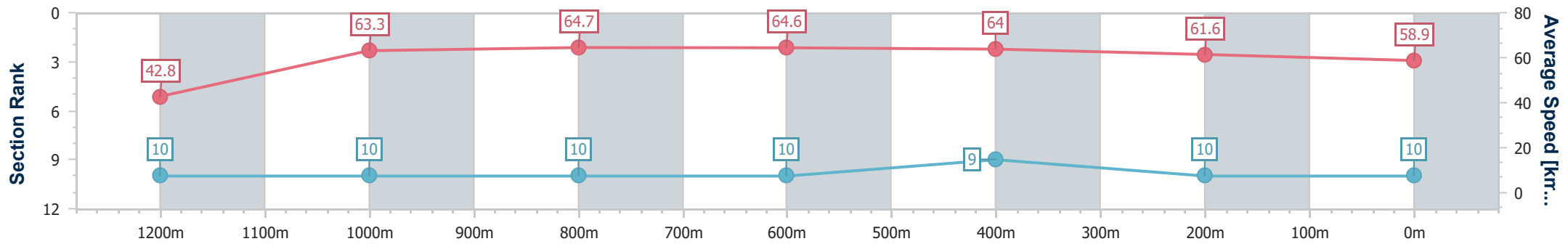
Horse/Jockey Name	Queenslander
Final Rank	10
Fastest Section Time (Section)	0:08.39 (Overall)
Top Speed [km/h] (Section)	65.6 (1200m)
Race State	Finished



Mackay QLD Professional  
 Race 5: Ladbrokes Own Spring 0 - 65 Handicap - 1300m  
 26 November 2024 - 15:37  
 Track Rating: Good 4, Weather: Fine, Rail Position: True



Section	Overall	1200m	1000m	800m	600m	400m	200m
Section Times	1:17.81 [10] (0:08.39)	1:09.42 [10] (0:11.45)	0:57.97 [10] (0:11.34)	0:46.63 [10] (0:11.35)	0:35.28 [10] (0:11.41)	0:23.87 [9] (0:11.64)	0:12.23 [10] (0:12.23)
Average Speed [km/h]	42.8	63.3	64.7	64.6	64.0	61.6	58.9
Top Speed [km/h]	57.7	65.6	65.2	65.0	64.9	63.3	61.4
Avg. Dist. to Rail [m]	11.9	3.9	5.6	5.1	1.8	0.7	2.4
Avg. Stride Freq. [Hz]	1.8	2.4	2.4	2.4	2.4	2.4	2.3
Avg. Stride Length [m]	6.7	7.1	7.3	7.1	7.3	7.2	7.1



- [ ] Ranking at each section and finish
- .-.- No data available at this section
- NA No data available



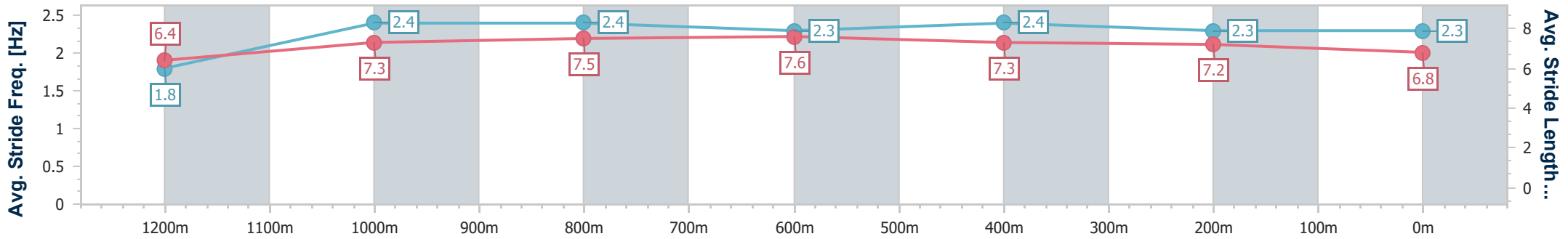
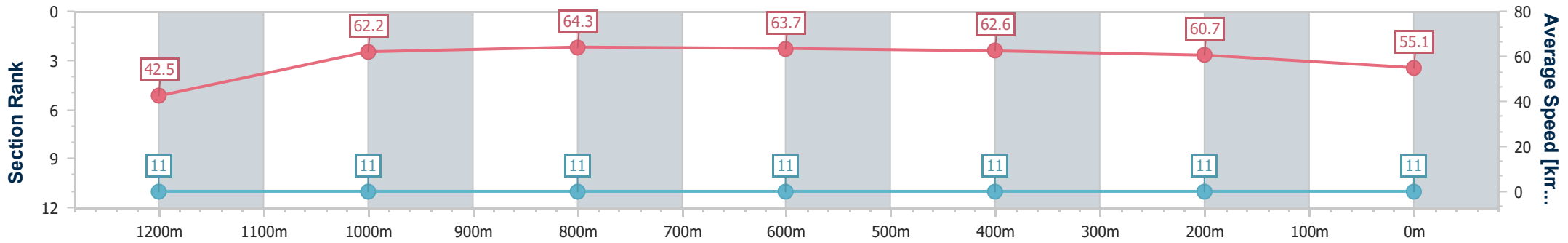
Horse/Jockey Name	Diasonic
Final Rank	11
Fastest Section Time (Section)	0:08.47 (Overall)
Top Speed [km/h] (Section)	65.8 (1200m)
Race State	Finished



Mackay QLD Professional  
 Race 5: Ladbrokes Own Spring 0 - 65 Handicap - 1300m  
 26 November 2024 - 15:37  
 Track Rating: Good 4, Weather: Fine, Rail Position: True



Section	Overall	1200m	1000m	800m	600m	400m	200m
Section Times	1:19.11 [11] (0:08.47)	1:10.64 [11] (0:11.60)	0:59.04 [11] (0:11.20)	0:47.84 [11] (0:11.32)	0:36.52 [11] (0:11.53)	0:24.99 [11] (0:11.96)	0:13.03 [11] (0:13.03)
Average Speed [km/h]	42.5	62.2	64.3	63.7	62.6	60.7	55.1
Top Speed [km/h]	55.6	65.8	65.3	65.2	64.0	61.9	58.7
Avg. Dist. to Rail [m]	7.4	1.4	0.5	0.5	0.8	2.2	2.6
Avg. Stride Freq. [Hz]	1.8	2.4	2.4	2.3	2.4	2.3	2.3
Avg. Stride Length [m]	6.4	7.3	7.5	7.6	7.3	7.2	6.8



- [ ] Ranking at each section and finish
- .-.- No data available at this section
- NA No data available