



Mackay QLD Professional

Race 3: Become a member MTC Maiden Handicap - 1200m

26 November 2024 - 14:23



MACKAY TURF CLUB
Ooralea Racecourse

Track Rating: Good 4, Weather: Fine, Rail Position: True

Section												Last 600m					
Field Times		Overall	1000m	800m	600m	400m	200m						0:35.43				
		1:10.91 (0:13.44)	0:57.47 (0:10.81)	0:46.66 (0:11.23)	0:35.43 (0:11.74)	0:23.69 (0:11.79)	0:11.90 (0:11.90)										
Rank	TAB	Horse/Jockey	Barrier	Top Speed [km/h]	Fastest Section											Margin	Distance Travelled [m]
1	8	ME TIME Jackson Murphy	12	69.8 1000m	0:10.62 1000m	1:10.91 [1] (0:13.73)	0:57.18 [6] (0:10.62)	0:46.56 [3] (0:11.24)	0:35.32 [3] (0:11.91)	0:23.41 [3] (0:11.51)	0:11.90 [1] (0:11.90)	1:10.91	0:35.32				
2	5	FICTIVE Nathan Thomas	10	68.0 1000m	0:10.98 1000m	1:11.14 [2] (0:13.89)	0:57.25 [9] (0:10.98)	0:46.27 [9] (0:11.14)	0:35.13 [7] (0:11.70)	0:23.43 [6] (0:11.66)	0:11.77 [4] (0:11.77)	1.36L	0:35.13	+1			
3	1	ONE PERCENT Ryan Wiggins	7	69.5 1000m	0:10.78 1000m	1:11.16 [3] (0:13.47)	0:57.69 [2] (0:10.78)	0:46.91 [1] (0:11.23)	0:35.68 [1] (0:11.74)	0:23.94 [1] (0:11.79)	0:12.15 [2] (0:12.15)	1.48L	0:35.68	-6			
4	7	BOYFRIEND MATERIAL Georgina Cartwright	9	67.9 1000m	0:10.88 1000m	1:11.17 [4] (0:13.70)	0:57.47 [5] (0:10.88)	0:46.59 [5] (0:11.14)	0:35.45 [4] (0:11.87)	0:23.58 [4] (0:11.68)	0:11.90 [3] (0:11.90)	1.55L	0:35.45	+3			
5	2	I SWIM I WIN Warwick Satherley	2	67.7 1000m	0:10.98 1000m	1:11.47 [5] (0:13.77)	0:57.70 [8] (0:10.98)	0:46.72 [8] (0:11.32)	0:35.40 [8] (0:11.74)	0:23.66 [7] (0:11.80)	0:11.86 [5] (0:11.86)	3.32L	0:35.40	+3			
6	12	LADY DE VEGA Leah Martyn	6	67.7 1000m	0:11.19 1000m	1:11.55 [6] (0:14.05)	0:57.50 [10] (0:11.19)	0:46.31 [10] (0:11.28)	0:35.03 [10] (0:11.50)	0:23.53 [9] (0:11.62)	0:11.91 [6] (0:11.91)	3.81L	0:35.03	-5			
7	10	FRUIT TINGLE Pietro Romeo	8	66.1 1000m	0:11.12 1000m	1:11.73 [7] (0:14.22)	0:57.51 [11] (0:11.12)	0:46.39 [11] (0:11.20)	0:35.19 [11] (0:11.60)	0:23.59 [11] (0:11.61)	0:11.98 [7] (0:11.98)	4.82L	0:35.19	-3			
8	6	VINROSA Adam Sewell	1	67.6 1000m	0:10.94 1000m	1:13.24 [8] (0:13.77)	0:59.47 [7] (0:10.94)	0:48.53 [7] (0:11.28)	0:37.25 [6] (0:11.85)	0:25.40 [8] (0:12.24)	0:13.16 [10] (0:13.16)	13.72L	0:37.25	-6			
9	3	CAMILLATHECHICKEN Michael Murphy	4	68.0 1000m	0:10.94 1000m	1:13.32 [9] (0:13.44)	0:59.88 [1] (0:10.94)	0:48.94 [4] (0:11.38)	0:37.56 [5] (0:11.88)	0:25.68 [5] (0:12.39)	0:13.29 [9] (0:13.29)	14.18L	0:37.56	-3			
10	9	CLUCK Isabel Jessop	11	69.8 1000m	0:10.80 1000m	1:13.45 [10] (0:13.47)	0:59.98 [3] (0:10.80)	0:49.18 [2] (0:11.26)	0:37.92 [2] (0:11.94)	0:25.98 [2] (0:12.34)	0:13.64 [8] (0:13.64)	14.97L	0:37.92	-2			

Scratched: John's Road (#11)

[] Ranking at each section and finish
 -:-:- No data available at this section
 NA No data available

SCN Saddle cloth number
 DNF Did not finish
 DNT Did not track



Mackay QLD Professional
Race 3: Become a member MTC Maiden Handicap - 1200m
26 November 2024 - 14:23



MACKAY TURF CLUB
 Ooralea Racecourse

Track Rating: Good 4, Weather: Fine, Rail Position: True

Section	Overall	1000m	800m	600m	400m	200m	Last 600m
Field Times	1:10.91 (0:13.44)	0:57.47 (0:10.81)	0:46.66 (0:11.23)	0:35.43 (0:11.74)	0:23.69 (0:11.79)	0:11.90 (0:11.90)	0:35.43

Rank	TAB	Horse/Jockey	Barrier	Top Speed [km/h]	Fastest Section	Margin	Distance Travelled [m]
11	4	LUSTROUS SINS Justin Stanley	5	66.9 Overall	0:11.12 1000m	69.33L	-1

Scratched: John's Road (#11)

[] Ranking at each section and finish
 -:-:- No data available at this section
 NA No data available

SCN Saddle cloth number
 DNF Did not finish
 DNT Did not track



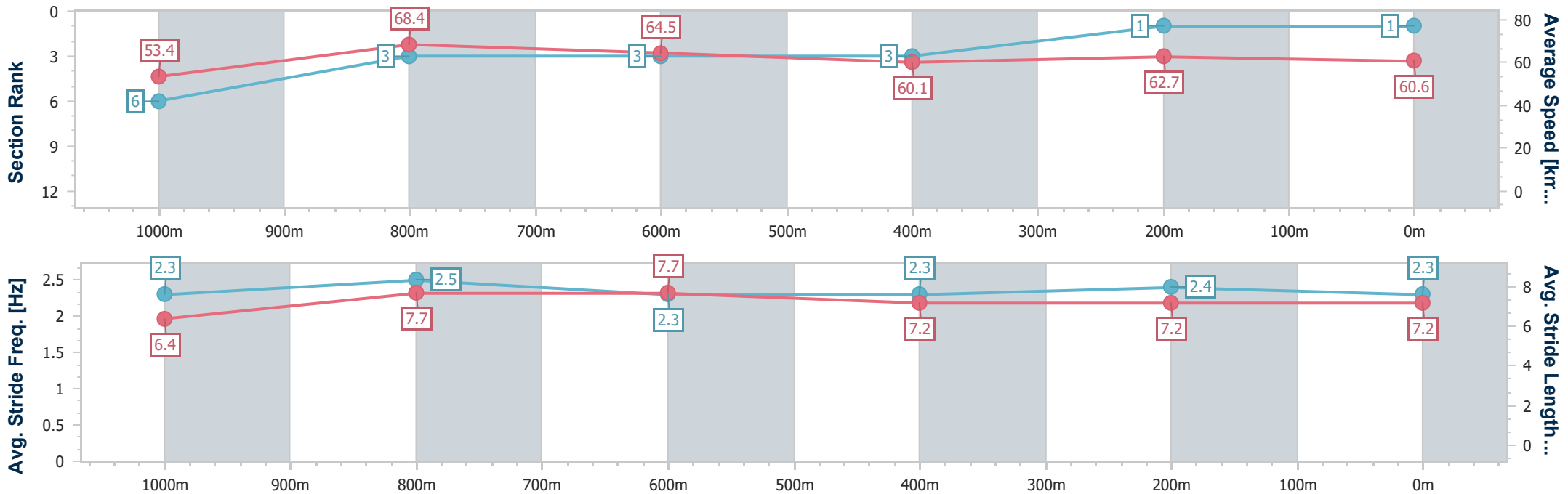
Horse/Jockey Name	Me Time
Final Rank	1
Fastest Section Time (Section)	0:10.62 (1000m)
Top Speed [km/h] (Section)	69.8 (1000m)
Race State	Finished



Mackay QLD Professional
 Race 3: Become a member MTC Maiden Handicap - 1200m
 26 November 2024 - 14:23
 Track Rating: Good 4, Weather: Fine, Rail Position: True



Section	Overall	1000m	800m	600m	400m	200m
Section Times	1:10.91 [1] (0:13.73)	0:57.18 [6] (0:10.62)	0:46.56 [3] (0:11.24)	0:35.32 [3] (0:11.91)	0:23.41 [3] (0:11.51)	0:11.90 [1] (0:11.90)
Average Speed [km/h]	53.4	68.4	64.5	60.1	62.7	60.6
Top Speed [km/h]	68.4	69.8	67.1	61.7	65.5	63.7
Avg. Dist. to Rail [m]	10.5	3.6	2.1	0.7	2.9	5.1
Avg. Stride Freq. [Hz]	2.3	2.5	2.3	2.3	2.4	2.3
Avg. Stride Length [m]	6.4	7.7	7.7	7.2	7.2	7.2



- [] Ranking at each section and finish
- .-.- No data available at this section
- NA No data available



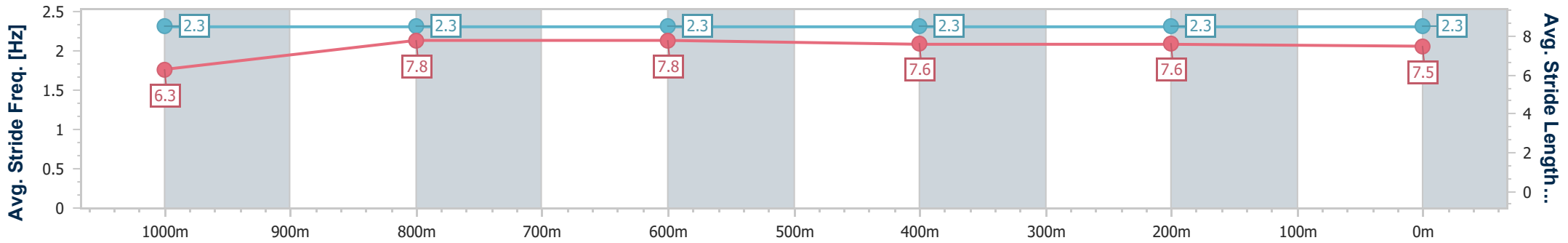
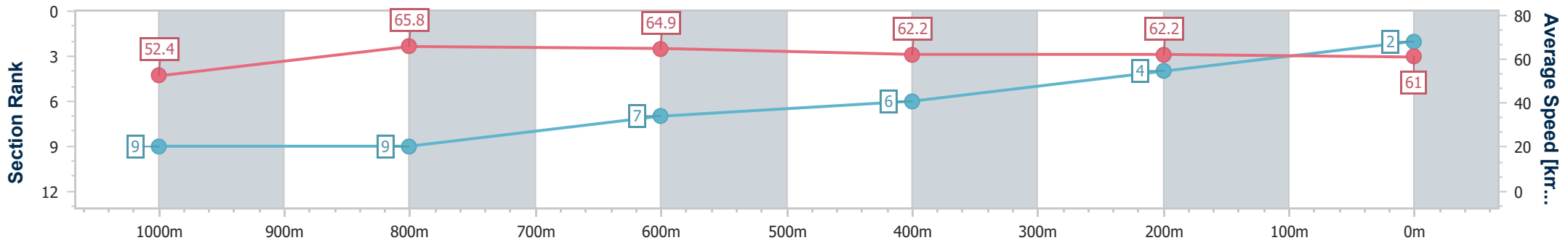
Horse/Jockey Name	Fictive
Final Rank	2
Fastest Section Time (Section)	0:10.98 (1000m)
Top Speed [km/h] (Section)	68.0 (1000m)
Race State	Finished



Mackay QLD Professional
 Race 3: Become a member MTC Maiden Handicap - 1200m
 26 November 2024 - 14:23
 Track Rating: Good 4, Weather: Fine, Rail Position: True



Section	Overall	1000m	800m	600m	400m	200m
Section Times	1:11.14 [2] (0:13.89)	0:57.25 [9] (0:10.98)	0:46.27 [9] (0:11.14)	0:35.13 [7] (0:11.70)	0:23.43 [6] (0:11.66)	0:11.77 [4]
Average Speed [km/h]	52.4	65.8	64.9	62.2	62.2	61.0
Top Speed [km/h]	65.8	68.0	66.0	62.9	63.3	63.1
Avg. Dist. to Rail [m]	7.4	2.0	1.0	1.3	4.4	5.7
Avg. Stride Freq. [Hz]	2.3	2.3	2.3	2.3	2.3	2.3
Avg. Stride Length [m]	6.3	7.8	7.8	7.6	7.6	7.5



- [] Ranking at each section and finish
- .-.- No data available at this section
- NA No data available



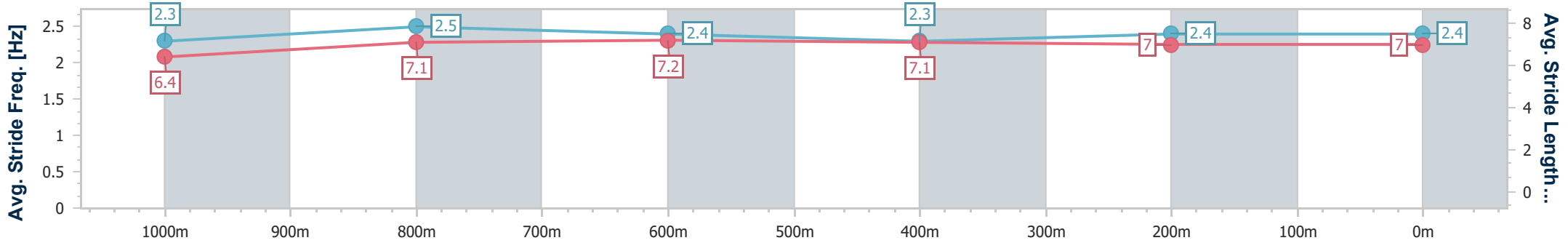
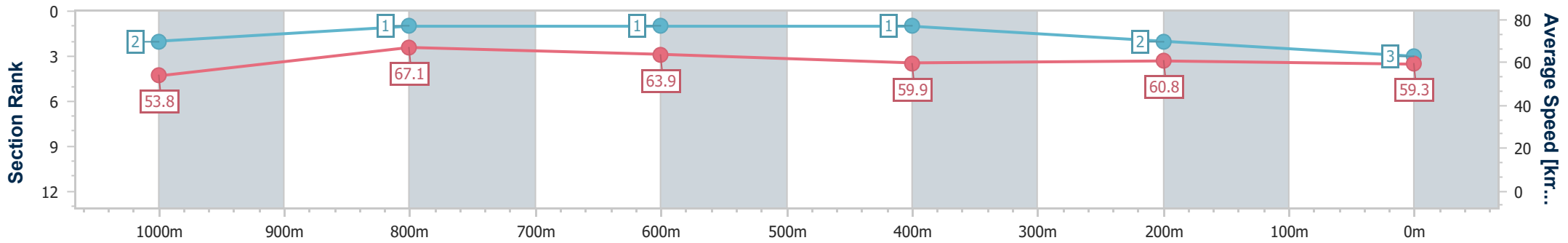
Horse/Jockey Name	One Percent
Final Rank	3
Fastest Section Time (Section)	0:10.78 (1000m)
Top Speed [km/h] (Section)	69.5 (1000m)
Race State	Finished



Mackay QLD Professional
 Race 3: Become a member MTC Maiden Handicap - 1200m
 26 November 2024 - 14:23
 Track Rating: Good 4, Weather: Fine, Rail Position: True



Section	Overall	1000m	800m	600m	400m	200m
Section Times	1:11.16 [3] (0:13.47)	0:57.69 [2] (0:10.78)	0:46.91 [1] (0:11.23)	0:35.68 [1] (0:11.74)	0:23.94 [1] (0:11.79)	0:12.15 [2] (0:12.15)
Average Speed [km/h]	53.8	67.1	63.9	59.9	60.8	59.3
Top Speed [km/h]	67.4	69.5	66.6	61.3	61.8	60.9
Avg. Dist. to Rail [m]	5.4	1.7	0.5	3.5	1.7	4.6
Avg. Stride Freq. [Hz]	2.3	2.5	2.4	2.3	2.4	2.4
Avg. Stride Length [m]	6.4	7.1	7.2	7.1	7.0	7.0



- [] Ranking at each section and finish
- .-.- No data available at this section
- NA No data available



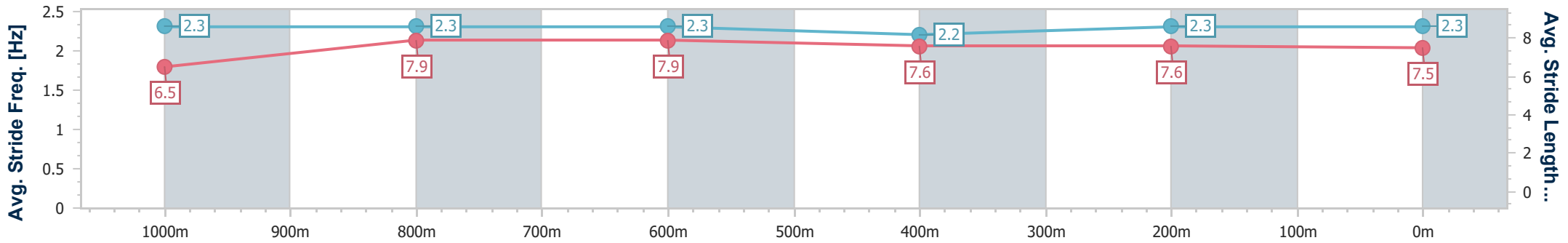
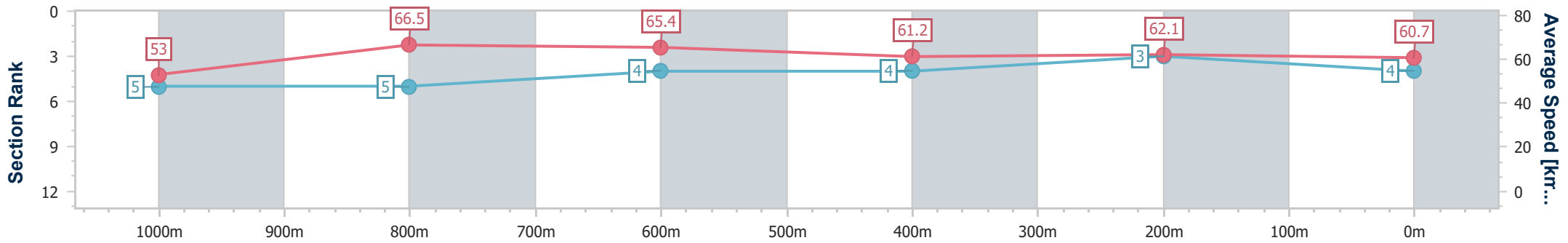
Horse/Jockey Name	Boyfriend Material
Final Rank	4
Fastest Section Time (Section)	0:10.88 (1000m)
Top Speed [km/h] (Section)	67.9 (1000m)
Race State	Finished



Mackay QLD Professional
 Race 3: Become a member MTC Maiden Handicap - 1200m
 26 November 2024 - 14:23
 Track Rating: Good 4, Weather: Fine, Rail Position: True



Section	Overall	1000m	800m	600m	400m	200m
Section Times	1:11.17 [4] (0:13.70)	0:57.47 [5] (0:10.88)	0:46.59 [5] (0:11.14)	0:35.45 [4] (0:11.87)	0:23.58 [4] (0:11.68)	0:11.90 [3] (0:11.90)
Average Speed [km/h]	53.0	66.5	65.4	61.2	62.1	60.7
Top Speed [km/h]	66.9	67.9	66.4	63.8	63.1	63.1
Avg. Dist. to Rail [m]	6.2	2.6	2.4	1.3	5.1	6.6
Avg. Stride Freq. [Hz]	2.3	2.3	2.3	2.2	2.3	2.3
Avg. Stride Length [m]	6.5	7.9	7.9	7.6	7.6	7.5



- [] Ranking at each section and finish
- .-.- No data available at this section
- NA No data available



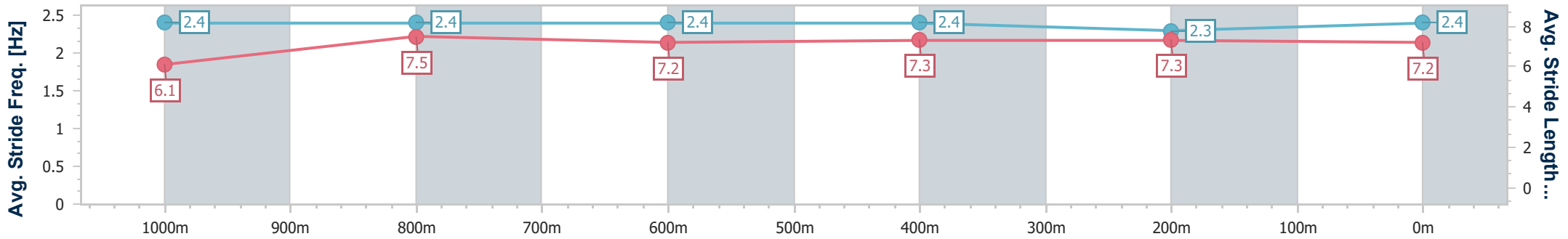
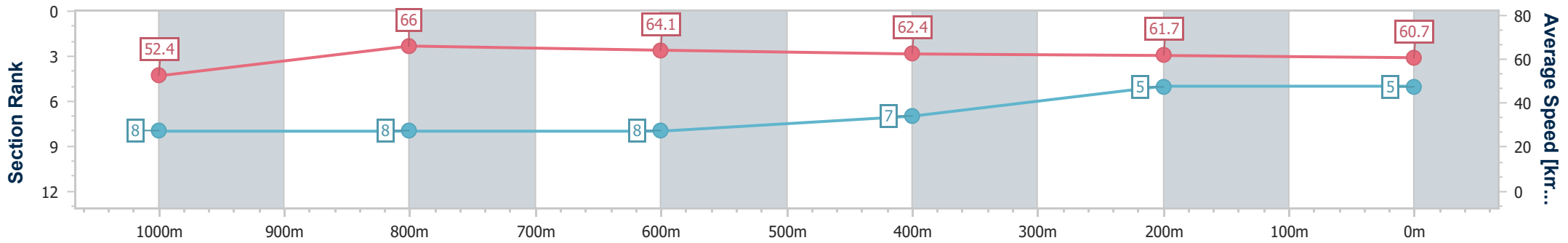
Horse/Jockey Name	I Swim I Win
Final Rank	5
Fastest Section Time (Section)	0:10.98 (1000m)
Top Speed [km/h] (Section)	67.7 (1000m)
Race State	Finished



Mackay QLD Professional
 Race 3: Become a member MTC Maiden Handicap - 1200m
 26 November 2024 - 14:23
 Track Rating: Good 4, Weather: Fine, Rail Position: True



Section	Overall	1000m	800m	600m	400m	200m
Section Times	1:11.47 [5] (0:13.77)	0:57.70 [8] (0:10.98)	0:46.72 [8] (0:11.32)	0:35.40 [8] (0:11.74)	0:23.66 [7] (0:11.80)	0:11.86 [5] (0:11.86)
Average Speed [km/h]	52.4	66.0	64.1	62.4	61.7	60.7
Top Speed [km/h]	67.7	67.7	65.2	63.5	62.7	62.2
Avg. Dist. to Rail [m]	2.6	1.8	2.0	2.8	5.4	7.0
Avg. Stride Freq. [Hz]	2.4	2.4	2.4	2.4	2.3	2.4
Avg. Stride Length [m]	6.1	7.5	7.2	7.3	7.3	7.2



- [] Ranking at each section and finish
- .-.- No data available at this section
- NA No data available



Horse/Jockey Name	Lady De Vega
Final Rank	6
Fastest Section Time (Section)	0:11.19 (1000m)
Top Speed [km/h] (Section)	67.7 (1000m)
Race State	Finished



Mackay QLD Professional

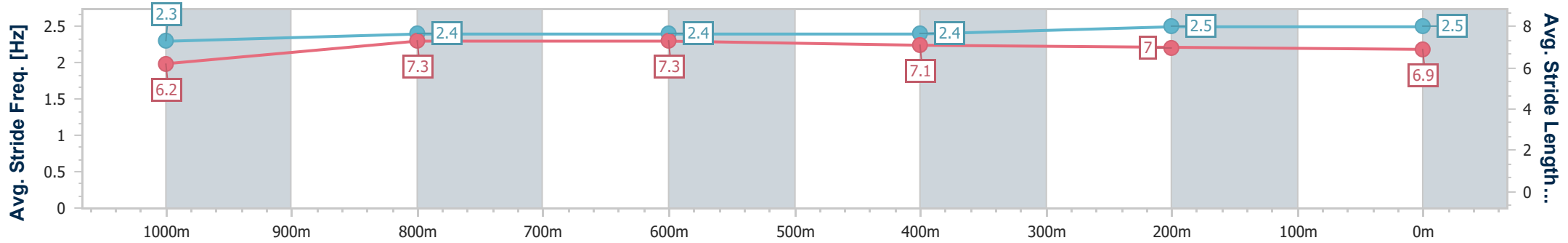
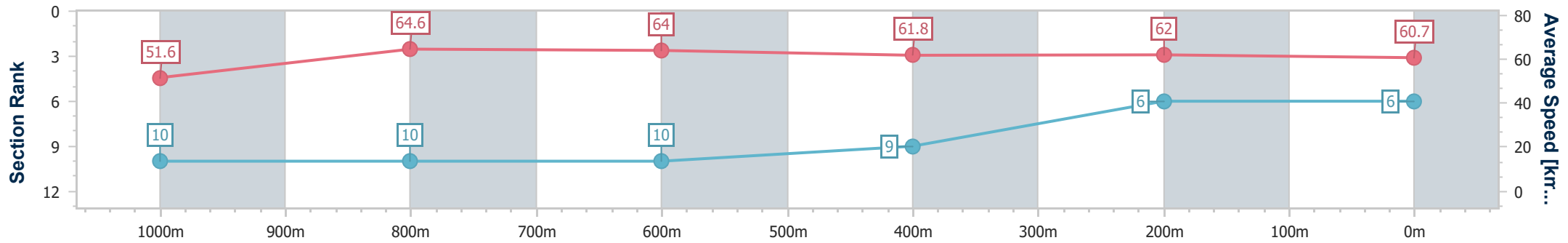
Race 3: Become a member MTC Maiden Handicap - 1200m

26 November 2024 - 14:23

Track Rating: Good 4, Weather: Fine, Rail Position: True



Section	Overall	1000m	800m	600m	400m	200m
Section Times	1:11.55 [6] (0:14.05)	0:57.50 [10] (0:11.19)	0:46.31 [10] (0:11.28)	0:35.03 [10] (0:11.50)	0:23.53 [9] (0:11.62)	0:11.91 [6] (0:11.91)
Average Speed [km/h]	51.6	64.6	64.0	61.8	62.0	60.7
Top Speed [km/h]	64.7	67.7	65.0	63.7	63.5	63.2
Avg. Dist. to Rail [m]	4.2	1.7	1.9	2.0	2.6	4.5
Avg. Stride Freq. [Hz]	2.3	2.4	2.4	2.4	2.5	2.5
Avg. Stride Length [m]	6.2	7.3	7.3	7.1	7.0	6.9



- [] Ranking at each section and finish
- .-.- No data available at this section
- NA No data available



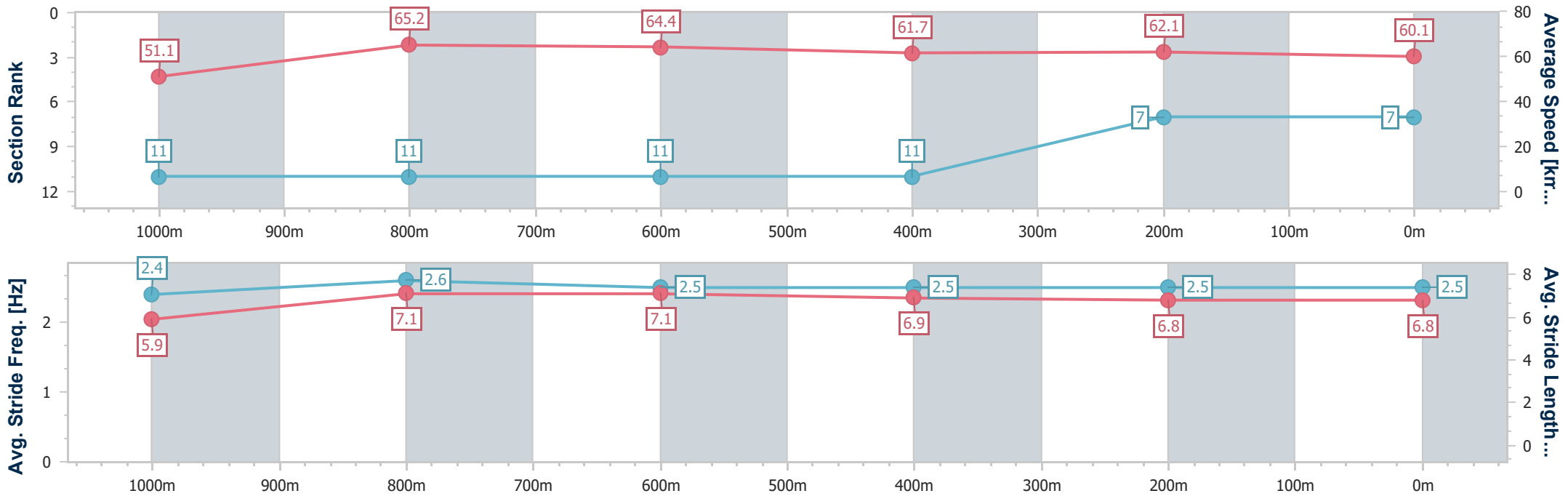
Horse/Jockey Name	Fruit Tingle
Final Rank	7
Fastest Section Time (Section)	0:11.12 (1000m)
Top Speed [km/h] (Section)	66.1 (1000m)
Race State	Finished



Mackay QLD Professional
 Race 3: Become a member MTC Maiden Handicap - 1200m
 26 November 2024 - 14:23
 Track Rating: Good 4, Weather: Fine, Rail Position: True



Section	Overall	1000m	800m	600m	400m	200m
Section Times	1:11.73 [7] (0:14.22)	0:57.51 [11] (0:11.12)	0:46.39 [11] (0:11.20)	0:35.19 [11] (0:11.60)	0:23.59 [11] (0:11.61)	0:11.98 [7] (0:11.98)
Average Speed [km/h]	51.1	65.2	64.4	61.7	62.1	60.1
Top Speed [km/h]	65.2	66.1	66.1	63.9	64.1	63.4
Avg. Dist. to Rail [m]	6.1	2.2	1.7	0.7	3.7	6.8
Avg. Stride Freq. [Hz]	2.4	2.6	2.5	2.5	2.5	2.5
Avg. Stride Length [m]	5.9	7.1	7.1	6.9	6.8	6.8



- [] Ranking at each section and finish
- .-.- No data available at this section
- NA No data available



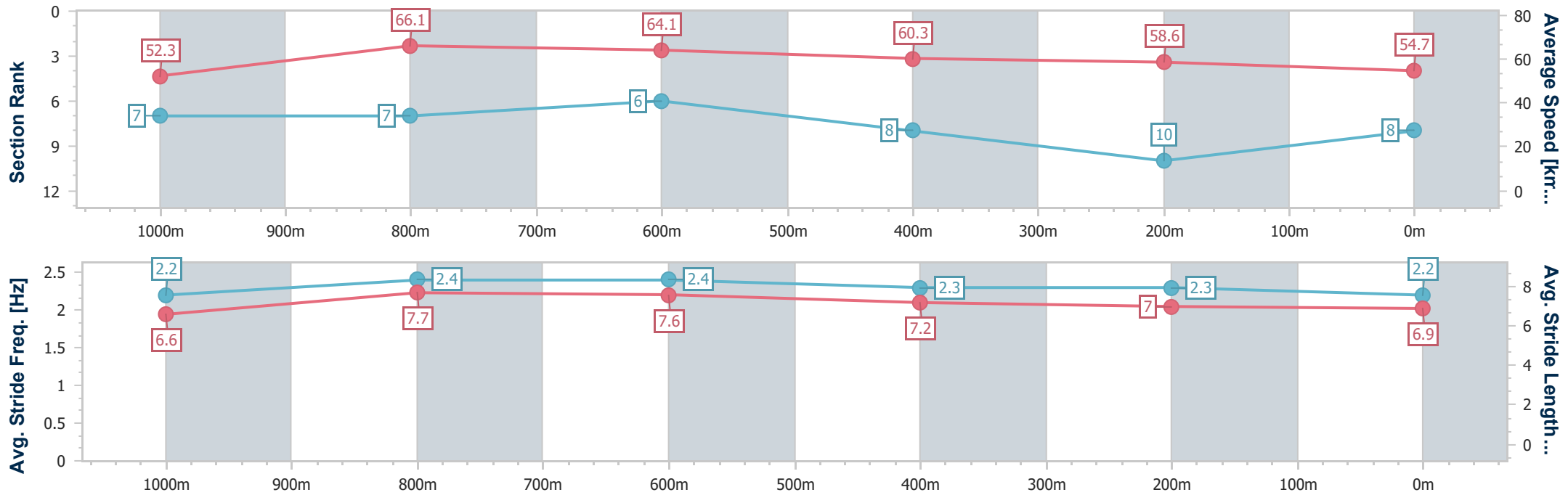
Horse/Jockey Name	Vinrosa
Final Rank	8
Fastest Section Time (Section)	0:10.94 (1000m)
Top Speed [km/h] (Section)	67.6 (1000m)
Race State	Finished



Mackay QLD Professional
 Race 3: Become a member MTC Maiden Handicap - 1200m
 26 November 2024 - 14:23
 Track Rating: Good 4, Weather: Fine, Rail Position: True



Section	Overall	1000m	800m	600m	400m	200m
Section Times	1:13.24 [8] (0:13.77)	0:59.47 [7] (0:10.94)	0:48.53 [7] (0:11.28)	0:37.25 [6] (0:11.85)	0:25.40 [8] (0:12.24)	0:13.16 [10] (0:13.16)
Average Speed [km/h]	52.3	66.1	64.1	60.3	58.6	54.7
Top Speed [km/h]	67.5	67.6	66.1	61.7	59.9	57.1
Avg. Dist. to Rail [m]	1.7	1.2	1.1	1.0	0.9	2.7
Avg. Stride Freq. [Hz]	2.2	2.4	2.4	2.3	2.3	2.2
Avg. Stride Length [m]	6.6	7.7	7.6	7.2	7.0	6.9



- [] Ranking at each section and finish
- .-.- No data available at this section
- NA No data available



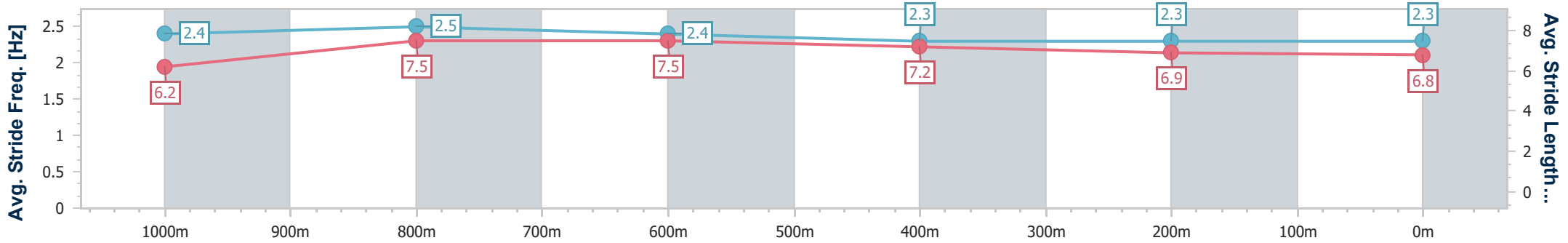
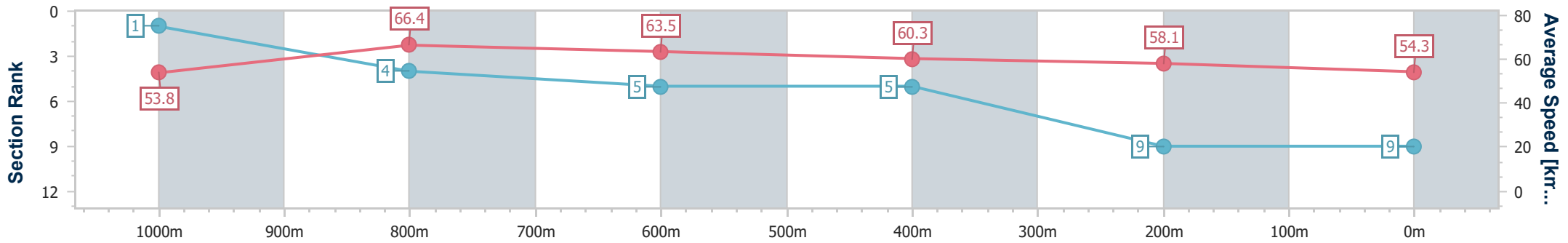
Horse/Jockey Name	Camillathechicken
Final Rank	9
Fastest Section Time (Section)	0:10.94 (1000m)
Top Speed [km/h] (Section)	68.0 (1000m)
Race State	Finished



Mackay QLD Professional
 Race 3: Become a member MTC Maiden Handicap - 1200m
 26 November 2024 - 14:23
 Track Rating: Good 4, Weather: Fine, Rail Position: True



Section	Overall	1000m	800m	600m	400m	200m
Section Times	1:13.32 [9] (0:13.44)	0:59.88 [1] (0:10.94)	0:48.94 [4] (0:11.38)	0:37.56 [5] (0:11.88)	0:25.68 [5] (0:12.39)	0:13.29 [9] (0:13.29)
Average Speed [km/h]	53.8	66.4	63.5	60.3	58.1	54.3
Top Speed [km/h]	67.9	68.0	65.8	62.3	59.0	56.9
Avg. Dist. to Rail [m]	4.0	2.6	2.5	0.8	1.2	3.3
Avg. Stride Freq. [Hz]	2.4	2.5	2.4	2.3	2.3	2.3
Avg. Stride Length [m]	6.2	7.5	7.5	7.2	6.9	6.8



- [] Ranking at each section and finish
- .-.- No data available at this section
- NA No data available



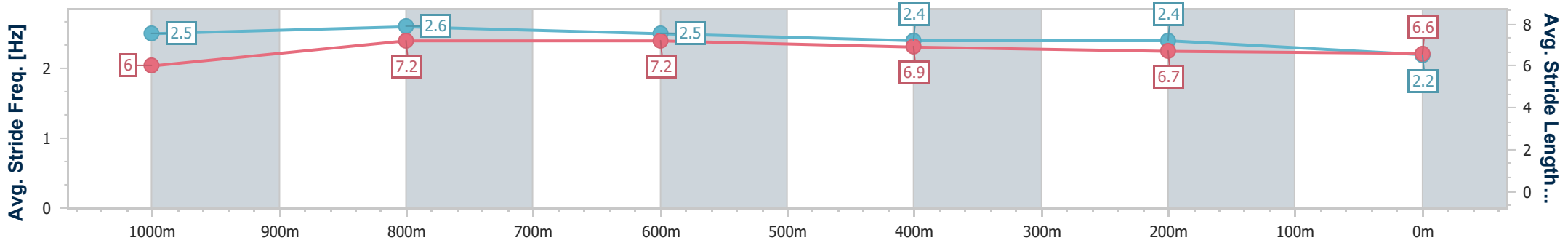
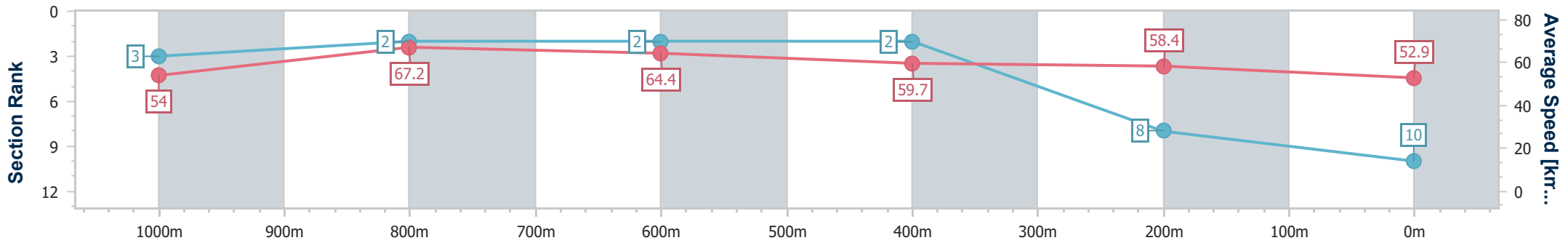
Horse/Jockey Name	Cluck
Final Rank	10
Fastest Section Time (Section)	0:10.80 (1000m)
Top Speed [km/h] (Section)	69.8 (1000m)
Race State	Finished



Mackay QLD Professional
 Race 3: Become a member MTC Maiden Handicap - 1200m
 26 November 2024 - 14:23
 Track Rating: Good 4, Weather: Fine, Rail Position: True



Section	Overall	1000m	800m	600m	400m	200m
Section Times	1:13.45 [10] (0:13.47)	0:59.98 [3] (0:10.80)	0:49.18 [2] (0:11.26)	0:37.92 [2] (0:11.94)	0:25.98 [2] (0:12.34)	0:13.64 [8] (0:13.64)
Average Speed [km/h]	54.0	67.2	64.4	59.7	58.4	52.9
Top Speed [km/h]	69.8	69.8	65.9	61.9	59.9	57.4
Avg. Dist. to Rail [m]	8.5	3.3	2.2	1.1	1.0	1.3
Avg. Stride Freq. [Hz]	2.5	2.6	2.5	2.4	2.4	2.2
Avg. Stride Length [m]	6.0	7.2	7.2	6.9	6.7	6.6



- [] Ranking at each section and finish
- .-.- No data available at this section
- NA No data available



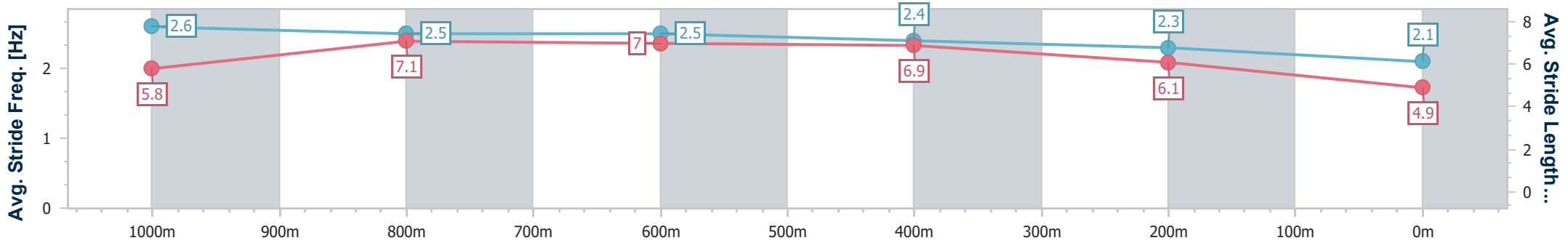
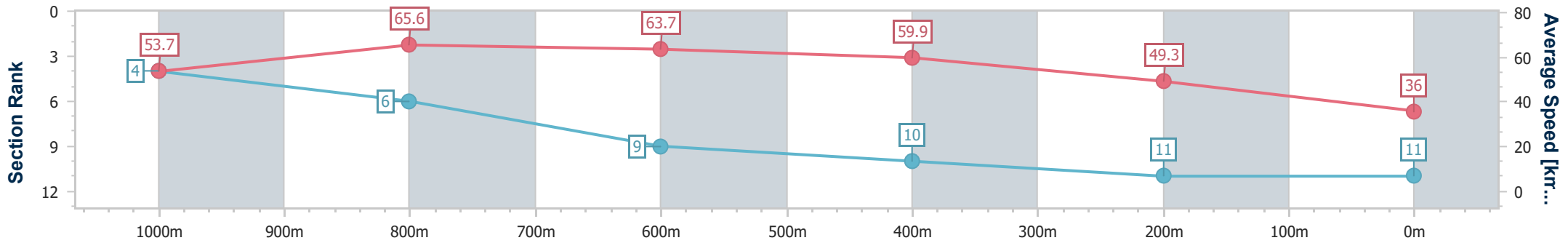
Horse/Jockey Name	Lustrous Sins
Final Rank	11
Fastest Section Time (Section)	0:11.12 (1000m)
Top Speed [km/h] (Section)	66.9 (Overall)
Race State	Finished



Mackay QLD Professional
 Race 3: Become a member MTC Maiden Handicap - 1200m
 26 November 2024 - 14:23
 Track Rating: Good 4, Weather: Fine, Rail Position: True



Section	Overall	1000m	800m	600m	400m	200m
Section Times	1:22.69 [11] (0:13.50)	1:09.19 [4] (0:11.12)	0:58.07 [6] (0:11.51)	0:46.56 [9] (0:11.99)	0:34.57 [10] (0:14.57)	0:20.00 [11] (0:20.00)
Average Speed [km/h]	53.7	65.6	63.7	59.9	49.3	36.0
Top Speed [km/h]	66.9	66.6	65.3	60.9	58.0	41.8
Avg. Dist. to Rail [m]	4.5	4.1	5.6	1.5	1.9	2.6
Avg. Stride Freq. [Hz]	2.6	2.5	2.5	2.4	2.3	2.1
Avg. Stride Length [m]	5.8	7.1	7.0	6.9	6.1	4.9



- [] Ranking at each section and finish
- .-.- No data available at this section
- NA No data available