



Mackay QLD Professional

Race 1: Sky Racing BM60 Handicap - 1800m

26 November 2024 - 13:10



MACKAY TURF CLUB
Ooralea Racecourse

Track Rating: Good 4, Weather: Fine, Rail Position: True

Section													Overall	1600m	1400m	1200m	1000m	800m	600m	Last 600m
Field Times													1:50.24 (0:13.62)	1:36.62 (0:11.80)	1:24.82 (0:12.33)	1:12.49 (0:12.24)	1:00.25 (0:12.23)	0:48.02 (0:12.08)	0:35.94 (0:12.07)	0:35.94
Rank	TAB	Horse/Jockey	Barrier	Top Speed [km/h]	Fastest Section								Distance Travelled [m]							
1	4	RELEASE LE MISSILE Ryan Wiggins	10	64.6 400m	0:11.66 400m	1:50.24 [1] (0:14.36)	1:35.88 [9] (0:12.09)	1:23.79 [9] (0:12.44)	1:11.35 [9] (0:12.07)	0:59.28 [8] (0:12.25)	0:47.03 [8] (0:11.77)	0:35.26 [8] (0:11.90)	0:35.26							
2	7	ORCA Nathan Thomas	4	63.9 1600m	0:11.83 1600m	1:50.41 [2] (0:13.74)	1:36.67 [5] (0:11.83)	1:24.84 [3] (0:12.39)	1:12.45 [3] (0:12.22)	1:00.23 [3] (0:12.28)	0:47.95 [3] (0:12.09)	0:35.86 [4] (0:11.95)	0:35.86 -1							
3	10	TORQUE ESPAGNA Pietro Romeo	8	63.8 400m	0:11.59 400m	1:50.64 [3] (0:14.57)	1:36.07 [10] (0:12.14)	1:23.93 [10] (0:12.36)	1:11.57 [10] (0:12.18)	0:59.39 [10] (0:12.29)	0:47.10 [9] (0:11.71)	0:35.39 [9] (0:11.90)	0:35.39 +0							
4	3	KELLERS SHELTER Adam Sewell	6	63.9 Overall	0:11.73 400m	1:50.65 [4] (0:13.66)	1:36.99 [2] (0:12.26)	1:24.73 [6] (0:12.56)	1:12.17 [6] (0:12.17)	1:00.00 [7] (0:12.34)	0:47.66 [6] (0:11.86)	0:35.80 [6] (0:11.96)	0:35.80 +6							
5	8	PROSPETTIVA Scott Sheargold	1	63.3 Overall	0:11.80 1600m	1:50.90 [5] (0:13.94)	1:36.96 [6] (0:11.80)	1:25.16 [5] (0:12.40)	1:12.76 [5] (0:12.26)	1:00.50 [5] (0:12.32)	0:48.18 [5] (0:12.01)	0:36.17 [5] (0:12.08)	0:36.17 -8							
6	2	TYCOON LAD Ashley Butler	2	63.6 1600m	0:11.80 1600m	1:50.97 [6] (0:13.62)	1:37.35 [1] (0:11.80)	1:25.55 [1] (0:12.33)	1:13.22 [1] (0:12.24)	1:00.98 [1] (0:12.22)	0:48.75 [1] (0:12.07)	0:36.67 [1] (0:12.07)	0:36.67 -6							
7	5	DEEL WITH ME Jackson Murphy	5	63.1 400m	0:11.76 400m	1:51.77 [7] (0:14.01)	1:37.76 [7] (0:12.26)	1:25.50 [8] (0:12.60)	1:12.90 [8] (0:12.25)	1:00.65 [9] (0:12.47)	0:48.18 [10] (0:12.02)	0:36.16 [10] (0:12.08)	0:36.16 +0							
8	1	MURRAJONG ROAD Leah Martyn	7	65.0 1600m	0:11.73 1600m	1:51.83 [8] (0:13.73)	1:38.10 [4] (0:11.73)	1:26.37 [2] (0:12.32)	1:14.05 [2] (0:12.23)	1:01.82 [2] (0:12.23)	0:49.59 [2] (0:12.06)	0:37.53 [2] (0:12.37)	0:37.53 +1							
9	6	EYES ARE LION Georgina Cartwright	9	65.6 1600m	0:11.91 1600m	1:52.00 [9] (0:13.68)	1:38.32 [3] (0:11.91)	1:26.41 [4] (0:12.44)	1:13.97 [4] (0:12.22)	1:01.75 [4] (0:12.27)	0:49.48 [4] (0:11.99)	0:37.49 [3] (0:12.26)	0:37.49 +6							
10	9	SIMPLY TINA Michael Murphy	3	62.1 1600m	0:11.92 800m	1:52.19 [10] (0:14.05)	1:38.14 [8] (0:12.13)	1:26.01 [7] (0:12.37)	1:13.64 [7] (0:12.03)	1:01.61 [6] (0:12.47)	0:49.14 [7] (0:11.92)	0:37.22 [7] (0:12.13)	0:37.22 -2							

[] Ranking at each section and finish
 -:-:- No data available at this section
 NA No data available

SCN Saddle cloth number
 DNF Did not finish
 DNT Did not track



Mackay QLD Professional

Race 1: Sky Racing BM60 Handicap - 1800m

26 November 2024 - 13:10



MACKAY TURF CLUB
Ooralea Racecourse

Track Rating: Good 4, Weather: Fine, Rail Position: True

Section				400m	200m			Last 600m		
Field Times				0:23.87 (0:12.08)	0:11.79 (0:11.79)			0:35.94		
Rank	TAB	Horse/Jockey	Barrier	Top Speed [km/h]	Fastest Section	Margin				Distance Travelled [m]
1	4	RELEASE LE MISSILE Ryan Wiggins	10	64.6 400m	0:11.66 400m	0:23.36 [7] (0:11.66)	0:11.70 [2] (0:11.70)	1:50.24		0:35.26
2	7	ORCA Nathan Thomas	4	63.9 1600m	0:11.83 1600m	0:23.91 [2] (0:11.95)	0:11.96 [1] (0:11.96)	0.99L		0:35.86 -1
3	10	TORQUE ESPAGNA Pietro Romeo	8	63.8 400m	0:11.59 400m	0:23.49 [9] (0:11.59)	0:11.90 [5] (0:11.90)	2.39L		0:35.39 +0
4	3	KELLERS SHELTER Adam Sewell	6	63.9 Overall	0:11.73 400m	0:23.84 [6] (0:11.73)	0:12.11 [3] (0:12.11)	2.45L		0:35.80 +6
5	8	PROSPETTIVA Scott Sheargold	1	63.3 Overall	0:11.80 1600m	0:24.09 [5] (0:11.98)	0:12.11 [6] (0:12.11)	3.9L		0:36.17 -8
6	2	TYCOON LAD Ashley Butler	2	63.6 1600m	0:11.80 1600m	0:24.60 [1] (0:12.18)	0:12.42 [4] (0:12.42)	4.29L		0:36.67 -6
7	5	DEEL WITH ME Jackson Murphy	5	63.1 400m	0:11.76 400m	0:24.08 [10] (0:11.76)	0:12.32 [10] (0:12.32)	9.04L		0:36.16 +0
8	1	MURRAJONG ROAD Leah Martyn	7	65.0 1600m	0:11.73 1600m	0:25.16 [3] (0:12.30)	0:12.86 [8] (0:12.86)	9.34L		0:37.53 +1
9	6	EYES ARE LION Georgina Cartwright	9	65.6 1600m	0:11.91 1600m	0:25.23 [4] (0:12.17)	0:13.06 [7] (0:13.06)	10.35L		0:37.49 +6
10	9	SIMPLY TINA Michael Murphy	3	62.1 1600m	0:11.92 800m	0:25.09 [8] (0:12.10)	0:12.99 [9] (0:12.99)	11.49L		0:37.22 -2

[] Ranking at each section and finish
 -:-:- No data available at this section
 NA No data available

SCN Saddle cloth number
 DNF Did not finish
 DNT Did not track



Horse/Jockey Name	Release Le Missile
Final Rank	1
Fastest Section Time (Section)	0:11.66 (400m)
Top Speed [km/h] (Section)	64.6 (400m)
Race State	Finished



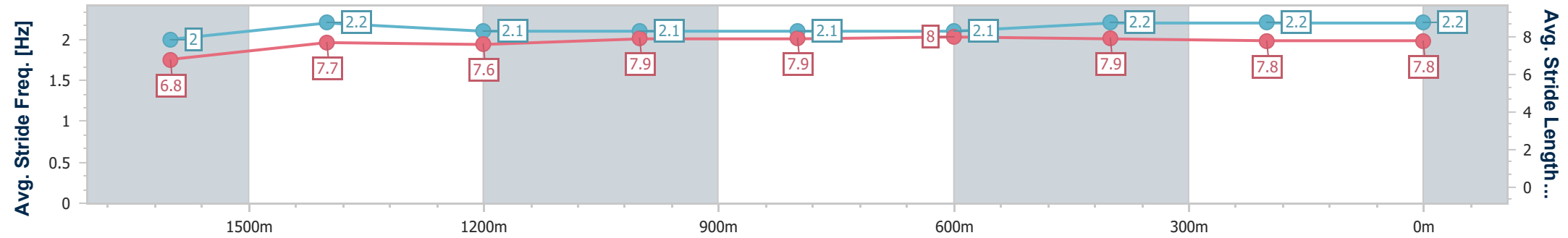
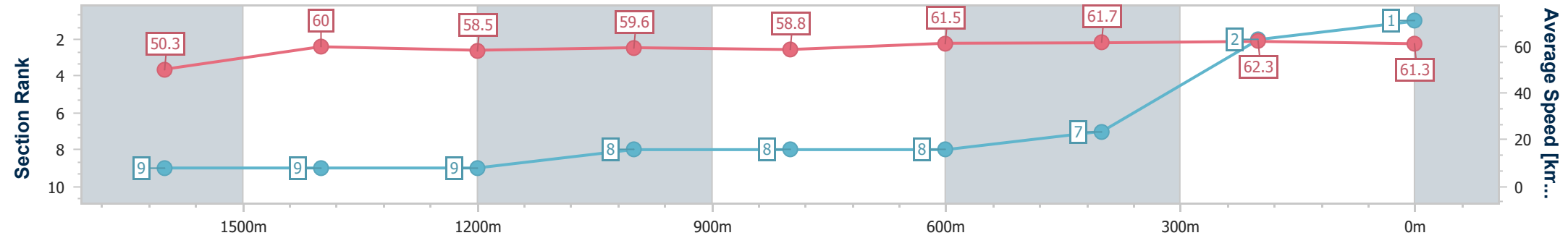
Mackay QLD Professional
Race 1: Sky Racing BM60 Handicap - 1800m



26 November 2024 - 13:10

Track Rating: Good 4, Weather: Fine, Rail Position: True

Section	Overall	1600m	1400m	1200m	1000m	800m	600m	400m	200m
Section Times	1:50.24 [1] (0:14.36)	1:35.88 [9] (0:12.09)	1:23.79 [9] (0:12.44)	1:11.35 [9] (0:12.07)	0:59.28 [8] (0:12.25)	0:47.03 [8] (0:11.77)	0:35.26 [8] (0:11.90)	0:23.36 [7] (0:11.66)	0:11.70 [2] (0:11.70)
Average Speed [km/h]	50.3	60.0	58.5	59.6	58.8	61.5	61.7	62.3	61.3
Top Speed [km/h]	61.4	61.7	59.2	60.6	61.9	63.4	63.3	64.6	64.3
Avg. Dist. to Rail [m]	8.2	1.4	1.2	0.5	0.4	1.2	2.7	4.9	5.1
Avg. Stride Freq. [Hz]	2.0	2.2	2.1	2.1	2.1	2.1	2.2	2.2	2.2
Avg. Stride Length [m]	6.8	7.7	7.6	7.9	7.9	8.0	7.9	7.8	7.8



- [] Ranking at each section and finish
- .-.- No data available at this section
- NA No data available



Horse/Jockey Name	Orca
Final Rank	2
Fastest Section Time (Section)	0:11.83 (1600m)
Top Speed [km/h] (Section)	63.9 (1600m)
Race State	Finished



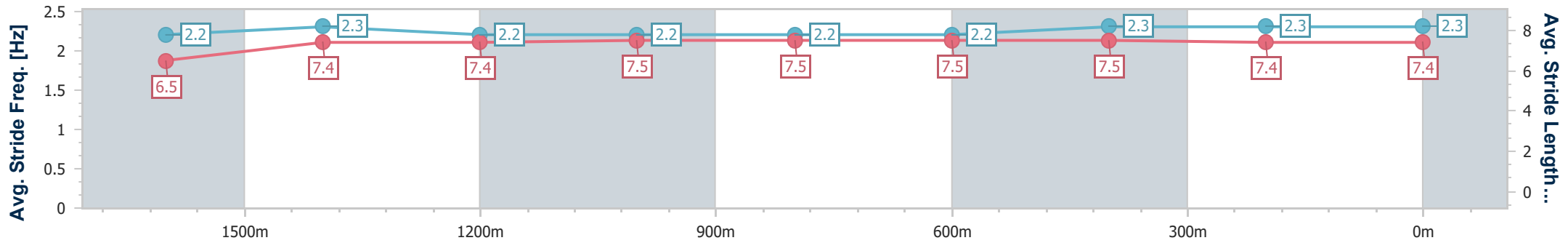
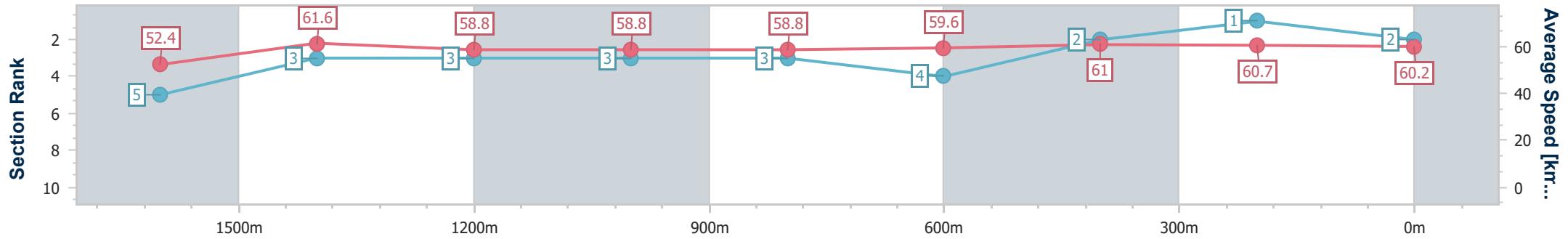
Mackay QLD Professional
Race 1: Sky Racing BM60 Handicap - 1800m



26 November 2024 - 13:10

Track Rating: Good 4, Weather: Fine, Rail Position: True

Section	Overall	1600m	1400m	1200m	1000m	800m	600m	400m	200m
Section Times	1:50.41 [2] (0:13.74)	1:36.67 [5] (0:11.83)	1:24.84 [3] (0:12.39)	1:12.45 [3] (0:12.22)	1:00.23 [3] (0:12.28)	0:47.95 [3] (0:12.09)	0:35.86 [4] (0:11.95)	0:23.91 [2] (0:11.95)	0:11.96 [1] (0:11.96)
Average Speed [km/h]	52.4	61.6	58.8	58.8	58.8	59.6	61.0	60.7	60.2
Top Speed [km/h]	63.0	63.9	60.0	60.3	60.7	60.6	61.7	62.1	62.1
Avg. Dist. to Rail [m]	4.6	2.1	1.8	0.9	0.6	1.1	1.2	4.1	3.7
Avg. Stride Freq. [Hz]	2.2	2.3	2.2	2.2	2.2	2.2	2.3	2.3	2.3
Avg. Stride Length [m]	6.5	7.4	7.4	7.5	7.5	7.5	7.5	7.4	7.4



- [] Ranking at each section and finish
- .-.- No data available at this section
- NA No data available



Horse/Jockey Name	Torque Espagna
Final Rank	3
Fastest Section Time (Section)	0:11.59 (400m)
Top Speed [km/h] (Section)	63.8 (400m)
Race State	Finished



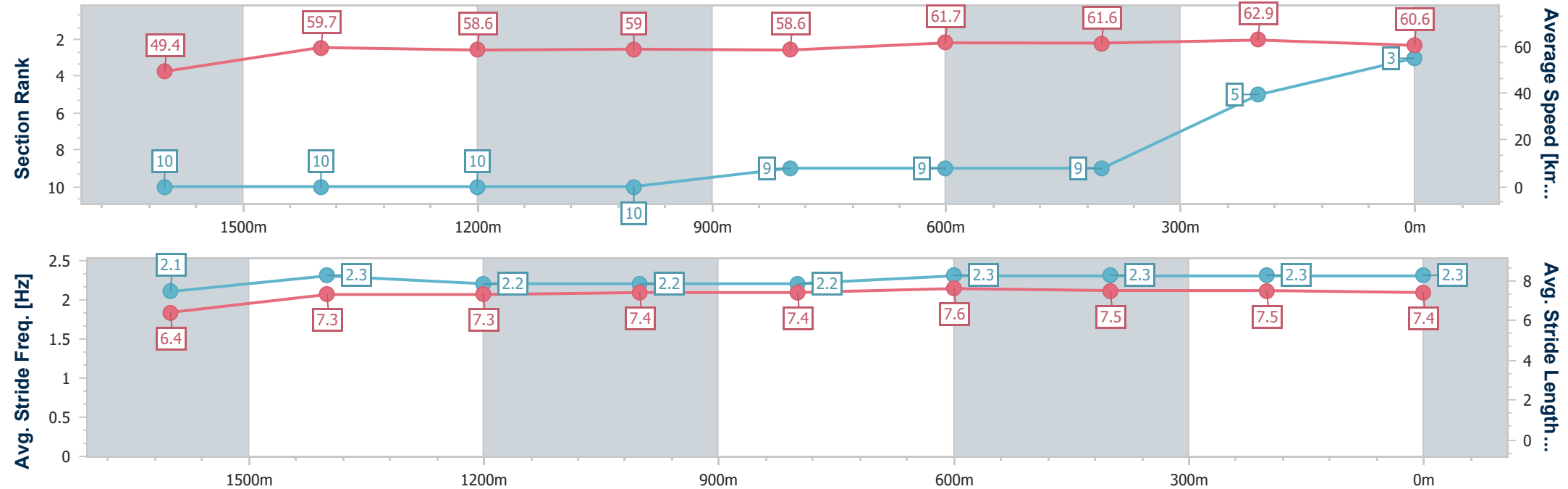
Mackay QLD Professional
Race 1: Sky Racing BM60 Handicap - 1800m



26 November 2024 - 13:10

Track Rating: Good 4, Weather: Fine, Rail Position: True

Section	Overall	1600m	1400m	1200m	1000m	800m	600m	400m	200m
Section Times	1:50.64 [3] (0:14.57)	1:36.07 [10] (0:12.14)	1:23.93 [10] (0:12.36)	1:11.57 [10] (0:12.18)	0:59.39 [10] (0:12.29)	0:47.10 [9] (0:11.71)	0:35.39 [9] (0:11.90)	0:23.49 [9] (0:11.59)	0:11.90 [5] (0:11.90)
Average Speed [km/h]	49.4	59.7	58.6	59.0	58.6	61.7	61.6	62.9	60.6
Top Speed [km/h]	59.7	61.1	59.6	60.1	61.6	63.8	62.2	63.8	63.8
Avg. Dist. to Rail [m]	5.7	1.0	0.6	0.7	0.4	1.1	2.6	6.8	7.4
Avg. Stride Freq. [Hz]	2.1	2.3	2.2	2.2	2.2	2.3	2.3	2.3	2.3
Avg. Stride Length [m]	6.4	7.3	7.3	7.4	7.4	7.6	7.5	7.5	7.4



- [] Ranking at each section and finish
- .-.- No data available at this section
- NA No data available



Horse/Jockey Name	Kellers Shelter
Final Rank	4
Fastest Section Time (Section)	0:11.73 (400m)
Top Speed [km/h] (Section)	63.9 (Overall)
Race State	Finished



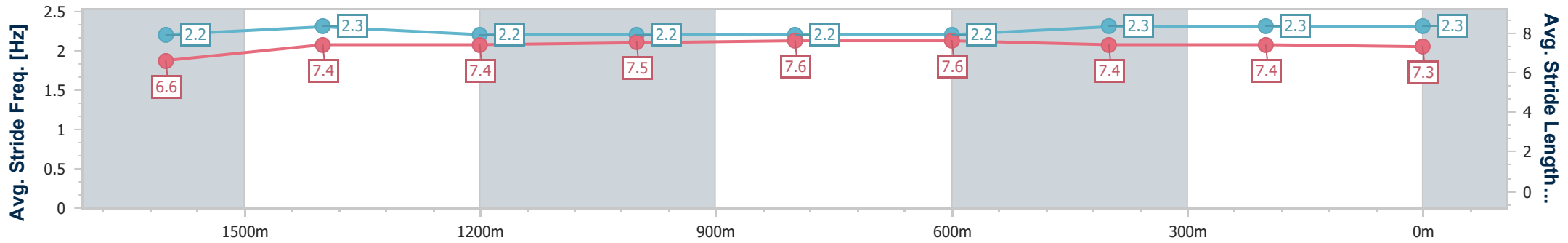
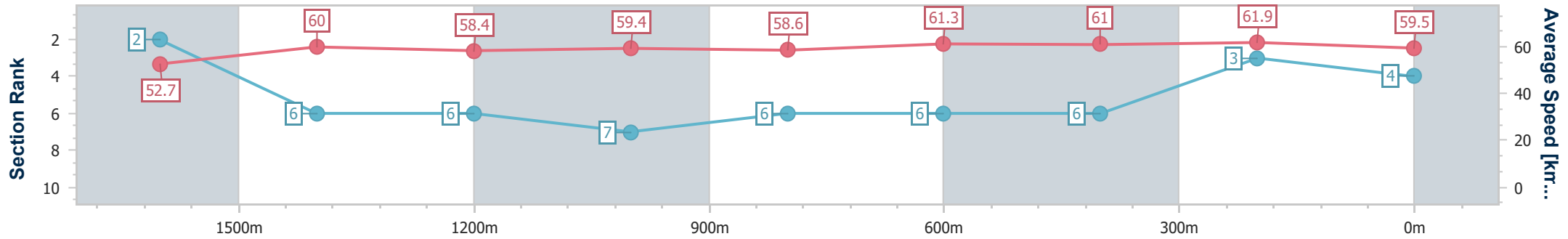
Mackay QLD Professional
Race 1: Sky Racing BM60 Handicap - 1800m



26 November 2024 - 13:10

Track Rating: Good 4, Weather: Fine, Rail Position: True

Section	Overall	1600m	1400m	1200m	1000m	800m	600m	400m	200m
Section Times	1:50.65 [4] (0:13.66)	1:36.99 [2] (0:12.26)	1:24.73 [6] (0:12.56)	1:12.17 [6] (0:12.17)	1:00.00 [7] (0:12.34)	0:47.66 [6] (0:11.86)	0:35.80 [6] (0:11.96)	0:23.84 [6] (0:11.73)	0:12.11 [3] (0:12.11)
Average Speed [km/h]	52.7	60.0	58.4	59.4	58.6	61.3	61.0	61.9	59.5
Top Speed [km/h]	63.9	62.7	58.9	60.7	60.4	62.8	62.2	63.1	62.0
Avg. Dist. to Rail [m]	6.7	3.7	2.7	2.1	1.6	2.6	2.0	3.6	3.8
Avg. Stride Freq. [Hz]	2.2	2.3	2.2	2.2	2.2	2.2	2.3	2.3	2.3
Avg. Stride Length [m]	6.6	7.4	7.4	7.5	7.6	7.6	7.4	7.4	7.3



- [] Ranking at each section and finish
- .-.- No data available at this section
- NA No data available



Horse/Jockey Name	Prospettiva
Final Rank	5
Fastest Section Time (Section)	0:11.80 (1600m)
Top Speed [km/h] (Section)	63.3 (Overall)
Race State	Finished



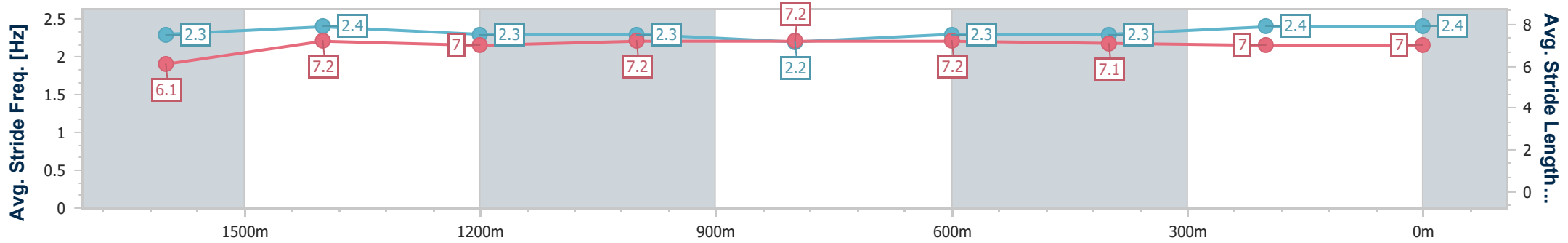
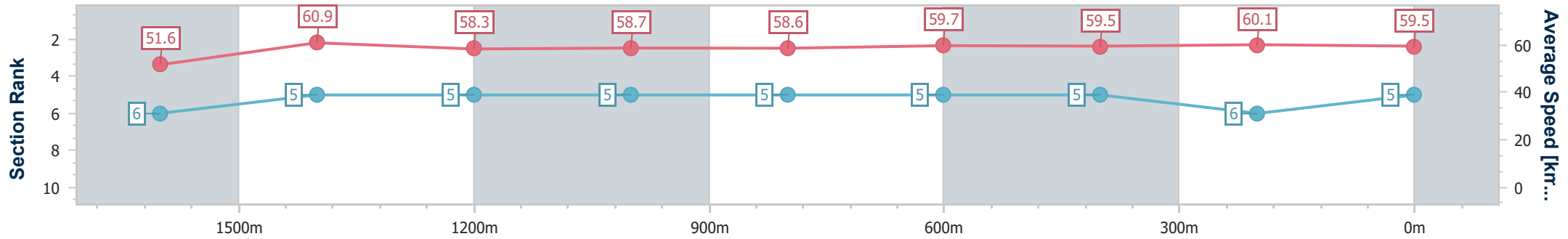
Mackay QLD Professional
Race 1: Sky Racing BM60 Handicap - 1800m



26 November 2024 - 13:10

Track Rating: Good 4, Weather: Fine, Rail Position: True

Section	Overall	1600m	1400m	1200m	1000m	800m	600m	400m	200m
Section Times	1:50.90 [5] (0:13.94)	1:36.96 [6] (0:11.80)	1:25.16 [5] (0:12.40)	1:12.76 [5] (0:12.26)	1:00.50 [5] (0:12.32)	0:48.18 [5] (0:12.01)	0:36.17 [5] (0:12.08)	0:24.09 [5] (0:11.98)	0:12.11 [6] (0:12.11)
Average Speed [km/h]	51.6	60.9	58.3	58.7	58.6	59.7	59.5	60.1	59.5
Top Speed [km/h]	63.3	63.2	59.1	59.8	60.6	60.6	60.3	60.9	61.3
Avg. Dist. to Rail [m]	1.3	0.2	0.6	0.3	0.2	0.3	0.5	0.6	1.9
Avg. Stride Freq. [Hz]	2.3	2.4	2.3	2.3	2.2	2.3	2.3	2.4	2.4
Avg. Stride Length [m]	6.1	7.2	7.0	7.2	7.2	7.2	7.1	7.0	7.0



- [] Ranking at each section and finish
- .-.- No data available at this section
- NA No data available



Horse/Jockey Name	Tycoon Lad
Final Rank	6
Fastest Section Time (Section)	0:11.80 (1600m)
Top Speed [km/h] (Section)	63.6 (1600m)
Race State	Finished



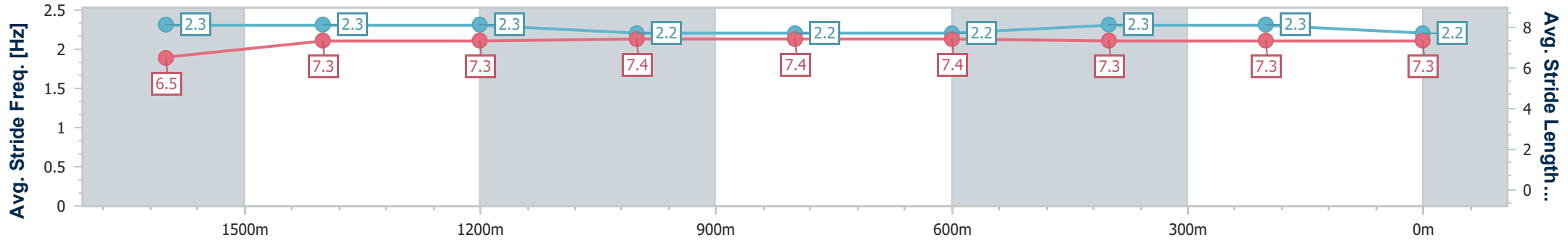
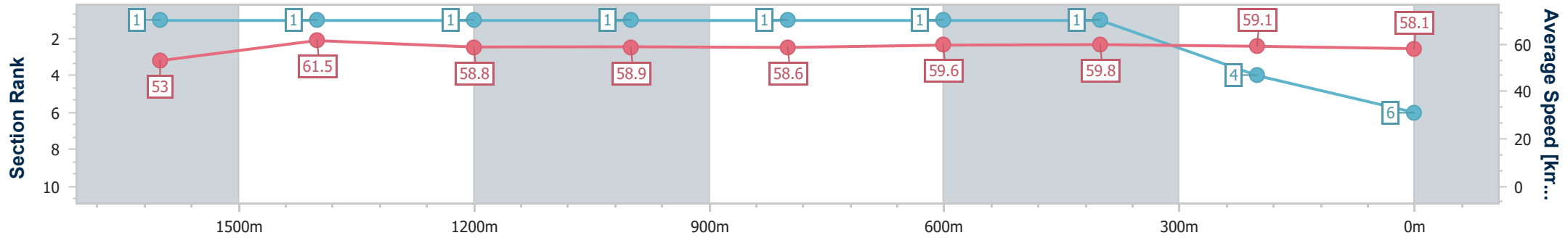
Mackay QLD Professional
Race 1: Sky Racing BM60 Handicap - 1800m



26 November 2024 - 13:10

Track Rating: Good 4, Weather: Fine, Rail Position: True

Section	Overall	1600m	1400m	1200m	1000m	800m	600m	400m	200m
Section Times	1:50.97 [6] (0:13.62)	1:37.35 [1] (0:11.80)	1:25.55 [1] (0:12.33)	1:13.22 [1] (0:12.24)	1:00.98 [1] (0:12.22)	0:48.75 [1] (0:12.07)	0:36.67 [1] (0:12.07)	0:24.60 [1] (0:12.18)	0:12.42 [4] (0:12.42)
Average Speed [km/h]	53.0	61.5	58.8	58.9	58.6	59.6	59.8	59.1	58.1
Top Speed [km/h]	62.9	63.6	59.7	59.3	59.8	61.7	60.4	60.5	60.4
Avg. Dist. to Rail [m]	3.6	1.5	1.4	0.3	0.3	0.5	0.8	1.4	1.6
Avg. Stride Freq. [Hz]	2.3	2.3	2.3	2.2	2.2	2.2	2.3	2.3	2.2
Avg. Stride Length [m]	6.5	7.3	7.3	7.4	7.4	7.4	7.3	7.3	7.3



- [] Ranking at each section and finish
- .-.- No data available at this section
- NA No data available



Horse/Jockey Name	Deel With Me
Final Rank	7
Fastest Section Time (Section)	0:11.76 (400m)
Top Speed [km/h] (Section)	63.1 (400m)
Race State	Finished

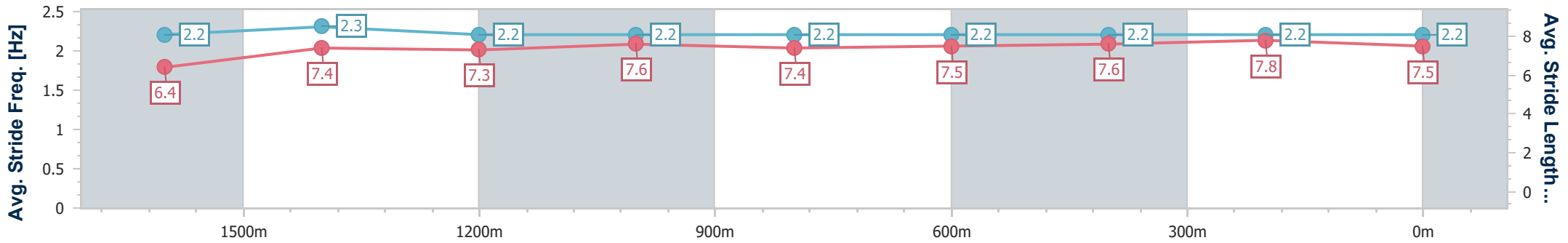
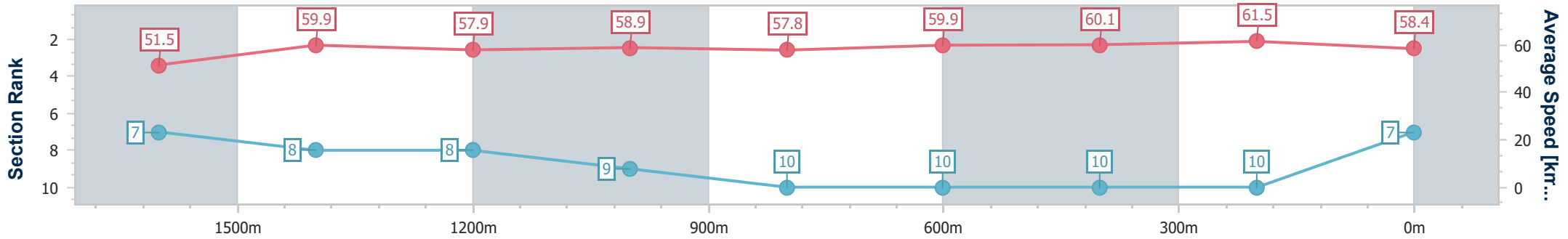


Mackay QLD Professional
Race 1: Sky Racing BM60 Handicap - 1800m



26 November 2024 - 13:10
Track Rating: Good 4, Weather: Fine, Rail Position: True

Section	Overall	1600m	1400m	1200m	1000m	800m	600m	400m	200m
Section Times	1:51.77 [7] (0:14.01)	1:37.76 [7] (0:12.26)	1:25.50 [8] (0:12.60)	1:12.90 [8] (0:12.25)	1:00.65 [9] (0:12.47)	0:48.18 [10] (0:12.02)	0:36.16 [10] (0:12.08)	0:24.08 [10] (0:11.76)	0:12.32 [10] (0:12.32)
Average Speed [km/h]	51.5	59.9	57.9	58.9	57.8	59.9	60.1	61.5	58.4
Top Speed [km/h]	60.7	61.2	58.6	59.6	59.9	60.9	60.6	63.1	60.4
Avg. Dist. to Rail [m]	6.4	2.7	1.9	1.3	1.0	0.4	1.0	3.9	6.0
Avg. Stride Freq. [Hz]	2.2	2.3	2.2	2.2	2.2	2.2	2.2	2.2	2.2
Avg. Stride Length [m]	6.4	7.4	7.3	7.6	7.4	7.5	7.6	7.8	7.5



- [] Ranking at each section and finish
- .-.- No data available at this section
- NA No data available



Horse/Jockey Name	Murrajong Road
Final Rank	8
Fastest Section Time (Section)	0:11.73 (1600m)
Top Speed [km/h] (Section)	65.0 (1600m)
Race State	Finished



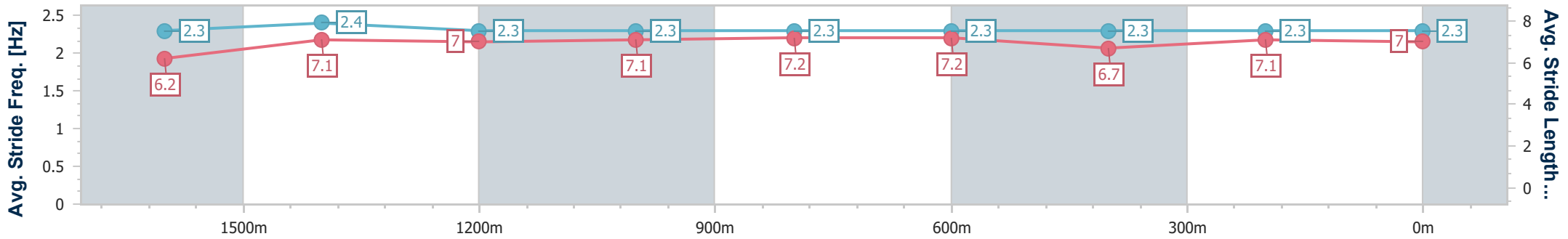
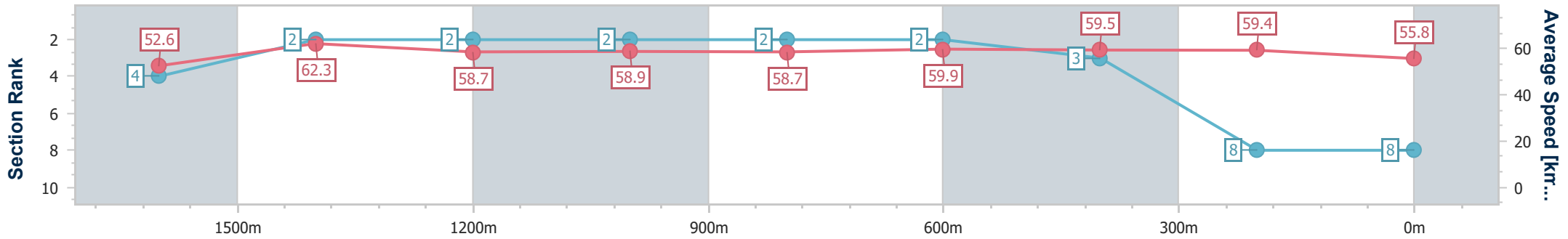
Mackay QLD Professional
Race 1: Sky Racing BM60 Handicap - 1800m



26 November 2024 - 13:10

Track Rating: Good 4, Weather: Fine, Rail Position: True

Section	Overall	1600m	1400m	1200m	1000m	800m	600m	400m	200m
Section Times	1:51.83 [8] (0:13.73)	1:38.10 [4] (0:11.73)	1:26.37 [2] (0:12.32)	1:14.05 [2] (0:12.23)	1:01.82 [2] (0:12.23)	0:49.59 [2] (0:12.06)	0:37.53 [2] (0:12.37)	0:25.16 [3] (0:12.30)	0:12.86 [8] (0:12.86)
Average Speed [km/h]	52.6	62.3	58.7	58.9	58.7	59.9	59.5	59.4	55.8
Top Speed [km/h]	64.3	65.0	59.3	60.0	59.5	60.7	60.6	60.0	59.2
Avg. Dist. to Rail [m]	8.2	2.7	0.9	0.2	0.5	0.9	3.2	4.9	7.6
Avg. Stride Freq. [Hz]	2.3	2.4	2.3	2.3	2.3	2.3	2.3	2.3	2.3
Avg. Stride Length [m]	6.2	7.1	7.0	7.1	7.2	7.2	6.7	7.1	7.0



- [] Ranking at each section and finish
- .-.- No data available at this section
- NA No data available



Horse/Jockey Name	Eyes Are Lion
Final Rank	9
Fastest Section Time (Section)	0:11.91 (1600m)
Top Speed [km/h] (Section)	65.6 (1600m)
Race State	Finished



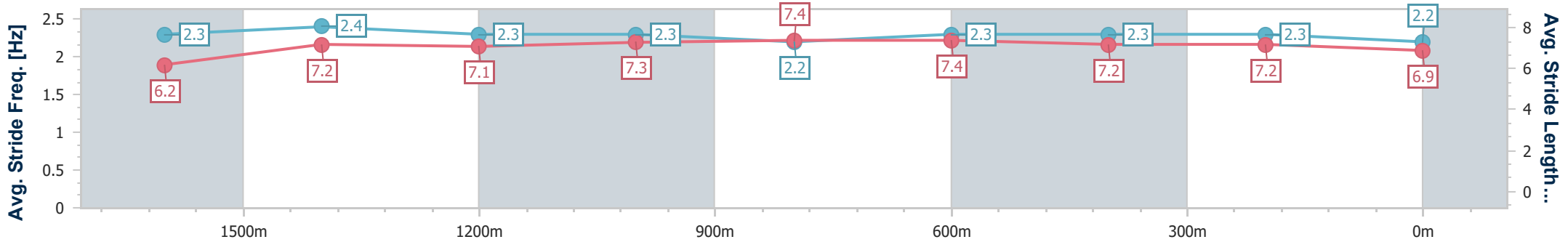
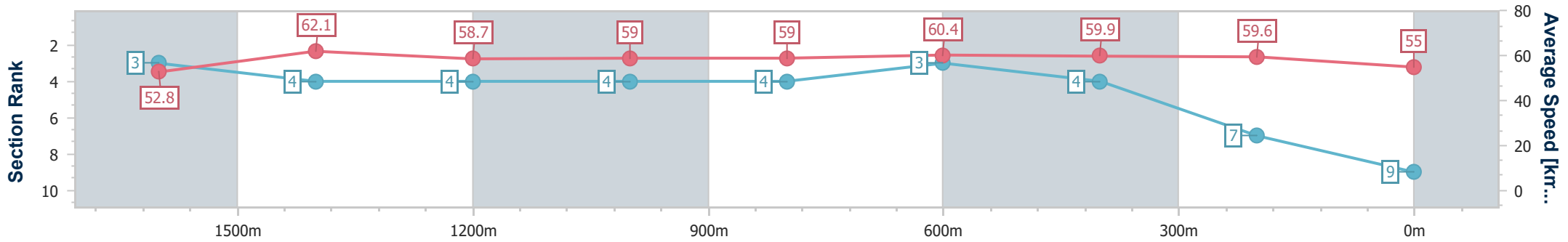
Mackay QLD Professional
Race 1: Sky Racing BM60 Handicap - 1800m



26 November 2024 - 13:10

Track Rating: Good 4, Weather: Fine, Rail Position: True

Section	Overall	1600m	1400m	1200m	1000m	800m	600m	400m	200m
Section Times	1:52.00 [9] (0:13.68)	1:38.32 [3] (0:11.91)	1:26.41 [4] (0:12.44)	1:13.97 [4] (0:12.22)	1:01.75 [4] (0:12.27)	0:49.48 [4] (0:11.99)	0:37.49 [3] (0:12.26)	0:25.23 [4] (0:12.17)	0:13.06 [7] (0:13.06)
Average Speed [km/h]	52.8	62.1	58.7	59.0	59.0	60.4	59.9	59.6	55.0
Top Speed [km/h]	64.7	65.6	59.9	60.1	60.3	61.5	60.5	60.3	58.3
Avg. Dist. to Rail [m]	9.7	4.7	2.3	1.2	1.2	1.6	2.7	3.4	4.8
Avg. Stride Freq. [Hz]	2.3	2.4	2.3	2.3	2.2	2.3	2.3	2.3	2.2
Avg. Stride Length [m]	6.2	7.2	7.1	7.3	7.4	7.4	7.2	7.2	6.9



- [] Ranking at each section and finish
- .-.- No data available at this section
- NA No data available



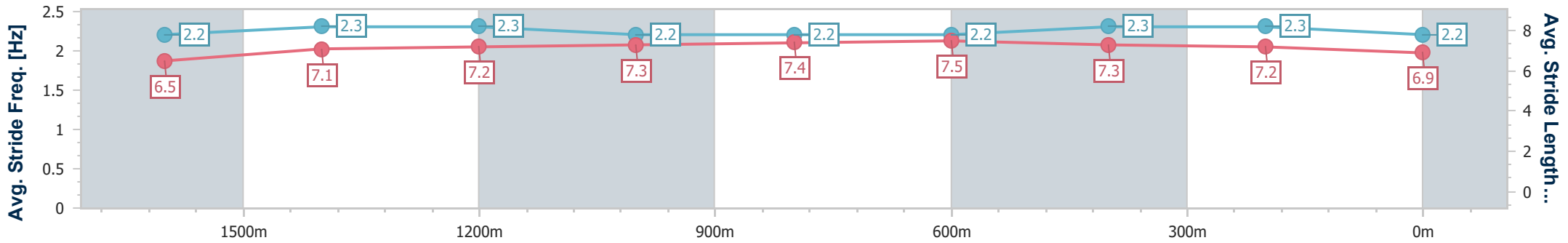
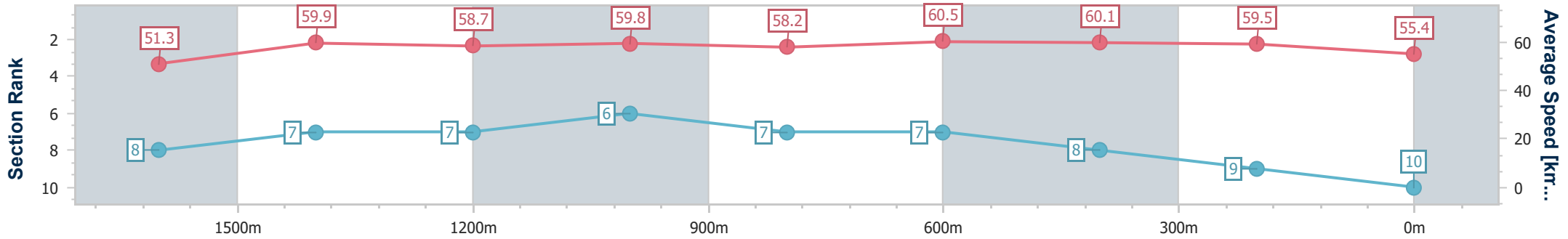
Horse/Jockey Name	Simply Tina
Final Rank	10
Fastest Section Time (Section)	0:11.92 (800m)
Top Speed [km/h] (Section)	62.1 (1600m)
Race State	Finished



Mackay QLD Professional
 Race 1: Sky Racing BM60 Handicap - 1800m
 26 November 2024 - 13:10
 Track Rating: Good 4, Weather: Fine, Rail Position: True



Section	Overall	1600m	1400m	1200m	1000m	800m	600m	400m	200m
Section Times	1:52.19 [10] (0:14.05)	1:38.14 [8] (0:12.13)	1:26.01 [7] (0:12.37)	1:13.64 [7] (0:12.03)	1:01.61 [6] (0:12.47)	0:49.14 [7] (0:11.92)	0:37.22 [7] (0:12.13)	0:25.09 [8] (0:12.10)	0:12.99 [9]
Average Speed [km/h]	51.3	59.9	58.7	59.8	58.2	60.5	60.1	59.5	55.4
Top Speed [km/h]	61.7	62.1	59.4	61.0	60.9	61.5	60.6	60.4	60.7
Avg. Dist. to Rail [m]	4.3	1.6	1.0	1.1	1.3	1.3	1.5	3.3	7.1
Avg. Stride Freq. [Hz]	2.2	2.3	2.3	2.2	2.2	2.2	2.3	2.3	2.2
Avg. Stride Length [m]	6.5	7.1	7.2	7.3	7.4	7.5	7.3	7.2	6.9



- [] Ranking at each section and finish
- .-.- No data available at this section
- NA No data available