



Mackay QLD Professional

Race 1: Sky Racing BM60 Handicap - 1800m

26 November 2024 - 13:10



MACKAY TURF CLUB
Ooralea Racecourse

Track Rating: Good 4, Weather: Fine, Rail Position: True

Section		Overall	1600m	1400m	1200m	1000m	800m	600m	Last 600m				
Field Times		1:50.24 (0:13.62)	1:36.62 (0:11.80)	1:24.82 (0:12.33)	1:12.49 (0:12.24)	1:00.25 (0:12.23)	0:48.02 (0:12.08)	0:35.94 (0:12.07)	0:35.94				
Rank	TAB Horse/Jockey	Barrier	Top Speed [km/h]	Fastest Section									Distance Travelled [m]
1	4 RELEASE LE MISSILE Ryan Wiggins	10	64.6 400m	0:11.66 400m	1:50.24 [1] (0:14.36)	1:35.88 [9] (0:12.09)	1:23.79 [9] (0:12.44)	1:11.35 [9] (0:12.07)	0:59.28 [8] (0:12.25)	0:47.03 [8] (0:11.77)	0:35.26 [8] (0:11.90)	0:35.26	
2	7 ORCA Nathan Thomas	4	63.9 1600m	0:11.83 1600m	1:50.41 [2] (0:13.74)	1:36.67 [5] (0:11.83)	1:24.84 [3] (0:12.39)	1:12.45 [3] (0:12.22)	1:00.23 [3] (0:12.28)	0:47.95 [3] (0:12.09)	0:35.86 [4] (0:11.95)	0:35.86	-1
3	10 TORQUE ESPAGNA Pietro Romeo	8	63.8 400m	0:11.59 400m	1:50.64 [3] (0:14.57)	1:36.07 [10] (0:12.14)	1:23.93 [10] (0:12.36)	1:11.57 [10] (0:12.18)	0:59.39 [10] (0:12.29)	0:47.10 [9] (0:11.71)	0:35.39 [9] (0:11.90)	0:35.39	+0
4	3 KELLERS SHELTER Adam Sewell	6	63.9 Overall	0:11.73 400m	1:50.65 [4] (0:13.66)	1:36.99 [2] (0:12.26)	1:24.73 [6] (0:12.56)	1:12.17 [6] (0:12.17)	1:00.00 [7] (0:12.34)	0:47.66 [6] (0:11.86)	0:35.80 [6] (0:11.96)	0:35.80	+6
5	8 PROSPETTIVA Scott Sheargold	1	63.3 Overall	0:11.80 1600m	1:50.90 [5] (0:13.94)	1:36.96 [6] (0:11.80)	1:25.16 [5] (0:12.40)	1:12.76 [5] (0:12.26)	1:00.50 [5] (0:12.32)	0:48.18 [5] (0:12.01)	0:36.17 [5] (0:12.08)	0:36.17	-8
6	2 TYCOON LAD Ashley Butler	2	63.6 1600m	0:11.80 1600m	1:50.97 [6] (0:13.62)	1:37.35 [1] (0:11.80)	1:25.55 [1] (0:12.33)	1:13.22 [1] (0:12.24)	1:00.98 [1] (0:12.22)	0:48.75 [1] (0:12.07)	0:36.67 [1] (0:12.07)	0:36.67	-6
7	5 DEEL WITH ME Jackson Murphy	5	63.1 400m	0:11.76 400m	1:51.77 [7] (0:14.01)	1:37.76 [7] (0:12.26)	1:25.50 [8] (0:12.60)	1:12.90 [8] (0:12.25)	1:00.65 [9] (0:12.47)	0:48.18 [10] (0:12.02)	0:36.16 [10] (0:12.08)	0:36.16	+0
8	1 MURRAJONG ROAD Leah Martyn	7	65.0 1600m	0:11.73 1600m	1:51.83 [8] (0:13.73)	1:38.10 [4] (0:11.73)	1:26.37 [2] (0:12.32)	1:14.05 [2] (0:12.23)	1:01.82 [2] (0:12.23)	0:49.59 [2] (0:12.06)	0:37.53 [2] (0:12.37)	0:37.53	+1
9	6 EYES ARE LION Georgina Cartwright	9	65.6 1600m	0:11.91 1600m	1:52.00 [9] (0:13.68)	1:38.32 [3] (0:11.91)	1:26.41 [4] (0:12.44)	1:13.97 [4] (0:12.22)	1:01.75 [4] (0:12.27)	0:49.48 [4] (0:11.99)	0:37.49 [3] (0:12.26)	0:37.49	+6
10	9 SIMPLY TINA Michael Murphy	3	62.1 1600m	0:11.92 800m	1:52.19 [10] (0:14.05)	1:38.14 [8] (0:12.13)	1:26.01 [7] (0:12.37)	1:13.64 [7] (0:12.03)	1:01.61 [6] (0:12.47)	0:49.14 [7] (0:11.92)	0:37.22 [7] (0:12.13)	0:37.22	-2

[] Ranking at each section and finish
 -:-:- No data available at this section
 NA No data available

SCN Saddle cloth number
 DNF Did not finish
 DNT Did not track



Mackay QLD Professional

Race 1: Sky Racing BM60 Handicap - 1800m

26 November 2024 - 13:10



MACKAY TURF CLUB
Ooralea Racecourse

Track Rating: Good 4, Weather: Fine, Rail Position: True

Section				400m	200m			Last 600m		
Field Times				0:23.87 (0:12.08)	0:11.79 (0:11.79)			0:35.94		
Rank	TAB	Horse/Jockey	Barrier	Top Speed [km/h]	Fastest Section	Margin				Distance Travelled [m]
1	4	RELEASE LE MISSILE Ryan Wiggins	10	64.6 400m	0:11.66 400m	0:23.36 [7] (0:11.66)	0:11.70 [2] (0:11.70)	1:50.24		0:35.26
2	7	ORCA Nathan Thomas	4	63.9 1600m	0:11.83 1600m	0:23.91 [2] (0:11.95)	0:11.96 [1] (0:11.96)	0.99L		0:35.86 -1
3	10	TORQUE ESPAGNA Pietro Romeo	8	63.8 400m	0:11.59 400m	0:23.49 [9] (0:11.59)	0:11.90 [5] (0:11.90)	2.39L		0:35.39 +0
4	3	KELLERS SHELTER Adam Sewell	6	63.9 Overall	0:11.73 400m	0:23.84 [6] (0:11.73)	0:12.11 [3] (0:12.11)	2.45L		0:35.80 +6
5	8	PROSPETTIVA Scott Sheargold	1	63.3 Overall	0:11.80 1600m	0:24.09 [5] (0:11.98)	0:12.11 [6] (0:12.11)	3.9L		0:36.17 -8
6	2	TYCOON LAD Ashley Butler	2	63.6 1600m	0:11.80 1600m	0:24.60 [1] (0:12.18)	0:12.42 [4] (0:12.42)	4.29L		0:36.67 -6
7	5	DEEL WITH ME Jackson Murphy	5	63.1 400m	0:11.76 400m	0:24.08 [10] (0:11.76)	0:12.32 [10] (0:12.32)	9.04L		0:36.16 +0
8	1	MURRAJONG ROAD Leah Martyn	7	65.0 1600m	0:11.73 1600m	0:25.16 [3] (0:12.30)	0:12.86 [8] (0:12.86)	9.34L		0:37.53 +1
9	6	EYES ARE LION Georgina Cartwright	9	65.6 1600m	0:11.91 1600m	0:25.23 [4] (0:12.17)	0:13.06 [7] (0:13.06)	10.35L		0:37.49 +6
10	9	SIMPLY TINA Michael Murphy	3	62.1 1600m	0:11.92 800m	0:25.09 [8] (0:12.10)	0:12.99 [9] (0:12.99)	11.49L		0:37.22 -2



Horse/Jockey Name	Release Le Missile
Final Rank	1
Fastest Section Time (Section)	0:11.66 (400m)
Top Speed [km/h] (Section)	64.6 (400m)
Race State	Finished



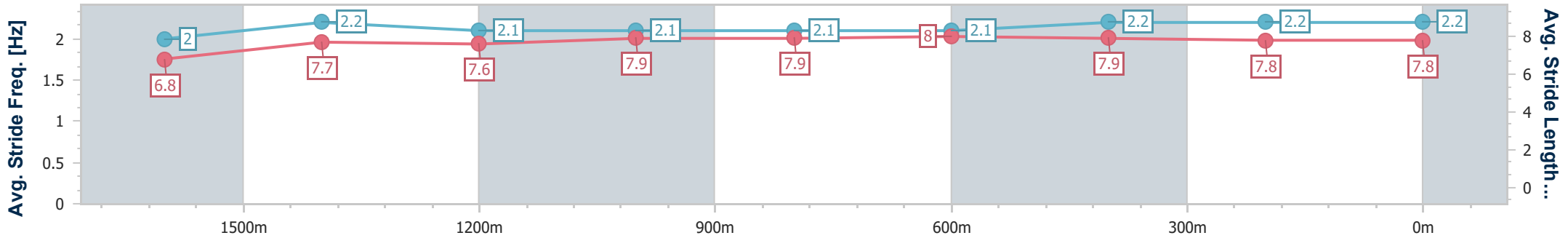
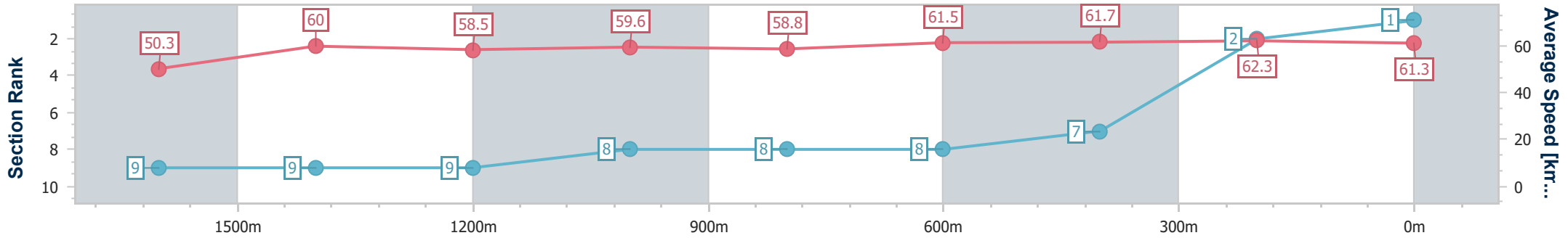
Mackay QLD Professional
Race 1: Sky Racing BM60 Handicap - 1800m



26 November 2024 - 13:10

Track Rating: Good 4, Weather: Fine, Rail Position: True

Section	Overall	1600m	1400m	1200m	1000m	800m	600m	400m	200m
Section Times	1:50.24 [1] (0:14.36)	1:35.88 [9] (0:12.09)	1:23.79 [9] (0:12.44)	1:11.35 [9] (0:12.07)	0:59.28 [8] (0:12.25)	0:47.03 [8] (0:11.77)	0:35.26 [8] (0:11.90)	0:23.36 [7] (0:11.66)	0:11.70 [2] (0:11.70)
Average Speed [km/h]	50.3	60.0	58.5	59.6	58.8	61.5	61.7	62.3	61.3
Top Speed [km/h]	61.4	61.7	59.2	60.6	61.9	63.4	63.3	64.6	64.3
Avg. Dist. to Rail [m]	8.2	1.4	1.2	0.5	0.4	1.2	2.7	4.9	5.1
Avg. Stride Freq. [Hz]	2.0	2.2	2.1	2.1	2.1	2.1	2.2	2.2	2.2
Avg. Stride Length [m]	6.8	7.7	7.6	7.9	7.9	8.0	7.9	7.8	7.8



- [] Ranking at each section and finish
- .-.- No data available at this section
- NA No data available



Horse/Jockey Name	Orca
Final Rank	2
Fastest Section Time (Section)	0:11.83 (1600m)
Top Speed [km/h] (Section)	63.9 (1600m)
Race State	Finished



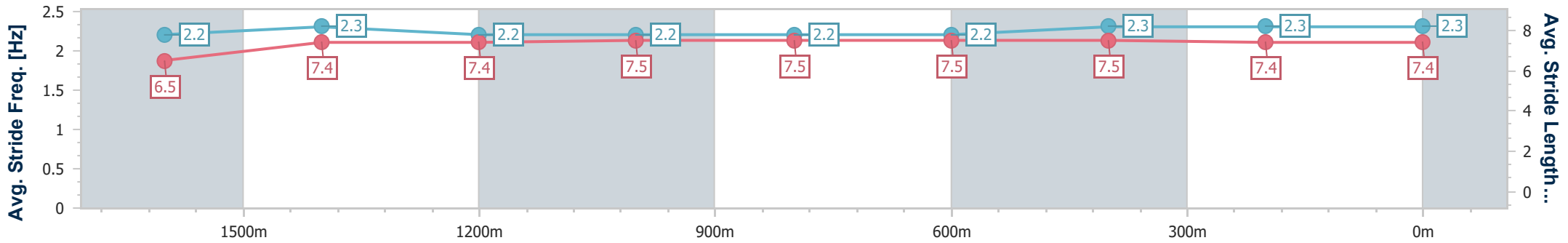
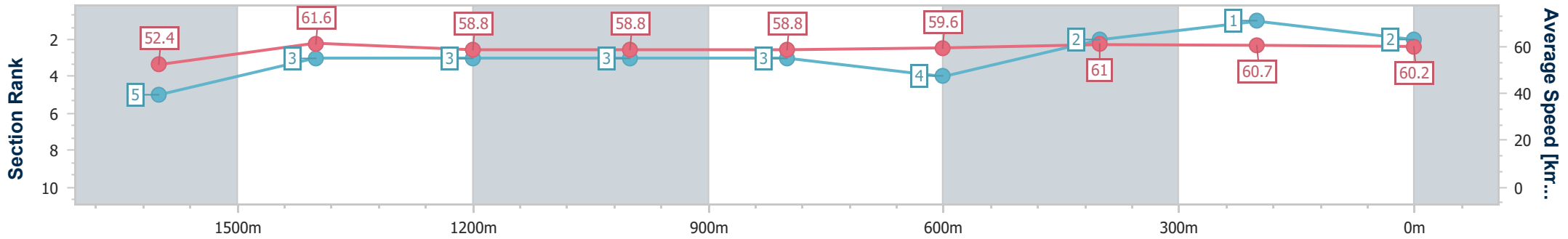
Mackay QLD Professional
Race 1: Sky Racing BM60 Handicap - 1800m



26 November 2024 - 13:10

Track Rating: Good 4, Weather: Fine, Rail Position: True

Section	Overall	1600m	1400m	1200m	1000m	800m	600m	400m	200m
Section Times	1:50.41 [2] (0:13.74)	1:36.67 [5] (0:11.83)	1:24.84 [3] (0:12.39)	1:12.45 [3] (0:12.22)	1:00.23 [3] (0:12.28)	0:47.95 [3] (0:12.09)	0:35.86 [4] (0:11.95)	0:23.91 [2] (0:11.95)	0:11.96 [1] (0:11.96)
Average Speed [km/h]	52.4	61.6	58.8	58.8	58.8	59.6	61.0	60.7	60.2
Top Speed [km/h]	63.0	63.9	60.0	60.3	60.7	60.6	61.7	62.1	62.1
Avg. Dist. to Rail [m]	4.6	2.1	1.8	0.9	0.6	1.1	1.2	4.1	3.7
Avg. Stride Freq. [Hz]	2.2	2.3	2.2	2.2	2.2	2.2	2.3	2.3	2.3
Avg. Stride Length [m]	6.5	7.4	7.4	7.5	7.5	7.5	7.5	7.4	7.4



- [] Ranking at each section and finish
- .-.- No data available at this section
- NA No data available



Horse/Jockey Name	Torque Espagna
Final Rank	3
Fastest Section Time (Section)	0:11.59 (400m)
Top Speed [km/h] (Section)	63.8 (400m)
Race State	Finished



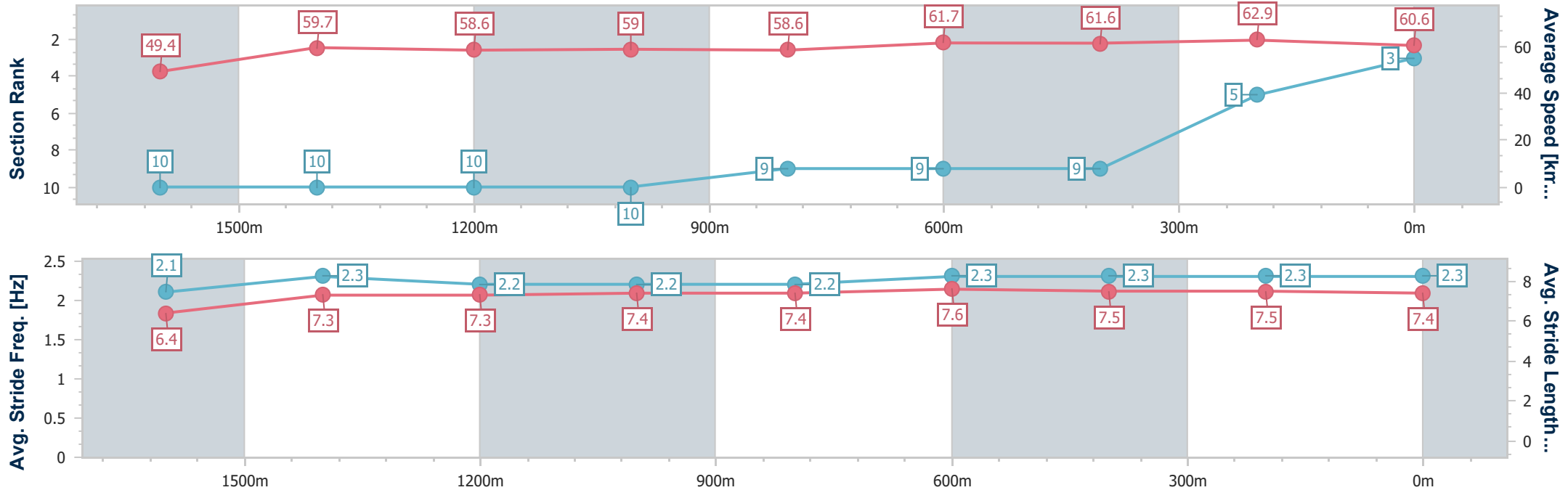
Mackay QLD Professional
Race 1: Sky Racing BM60 Handicap - 1800m



26 November 2024 - 13:10

Track Rating: Good 4, Weather: Fine, Rail Position: True

Section	Overall	1600m	1400m	1200m	1000m	800m	600m	400m	200m
Section Times	1:50.64 [3] (0:14.57)	1:36.07 [10] (0:12.14)	1:23.93 [10] (0:12.36)	1:11.57 [10] (0:12.18)	0:59.39 [10] (0:12.29)	0:47.10 [9] (0:11.71)	0:35.39 [9] (0:11.90)	0:23.49 [9] (0:11.59)	0:11.90 [5] (0:11.90)
Average Speed [km/h]	49.4	59.7	58.6	59.0	58.6	61.7	61.6	62.9	60.6
Top Speed [km/h]	59.7	61.1	59.6	60.1	61.6	63.8	62.2	63.8	63.8
Avg. Dist. to Rail [m]	5.7	1.0	0.6	0.7	0.4	1.1	2.6	6.8	7.4
Avg. Stride Freq. [Hz]	2.1	2.3	2.2	2.2	2.2	2.3	2.3	2.3	2.3
Avg. Stride Length [m]	6.4	7.3	7.3	7.4	7.4	7.6	7.5	7.5	7.4



- [] Ranking at each section and finish
- .-.- No data available at this section
- NA No data available



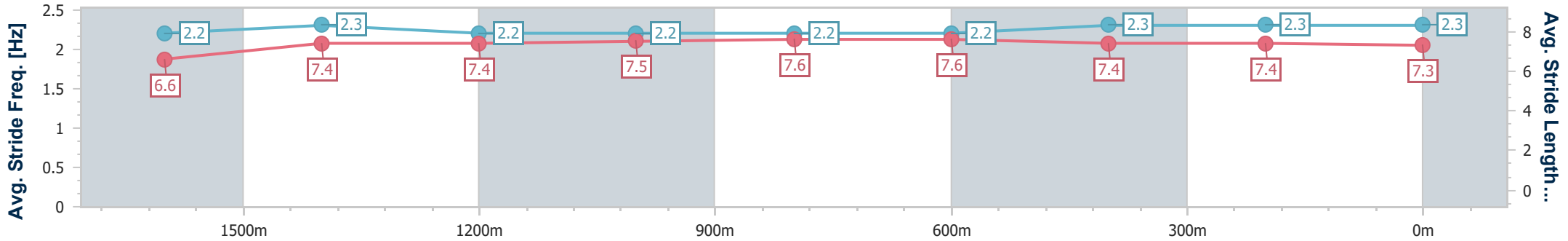
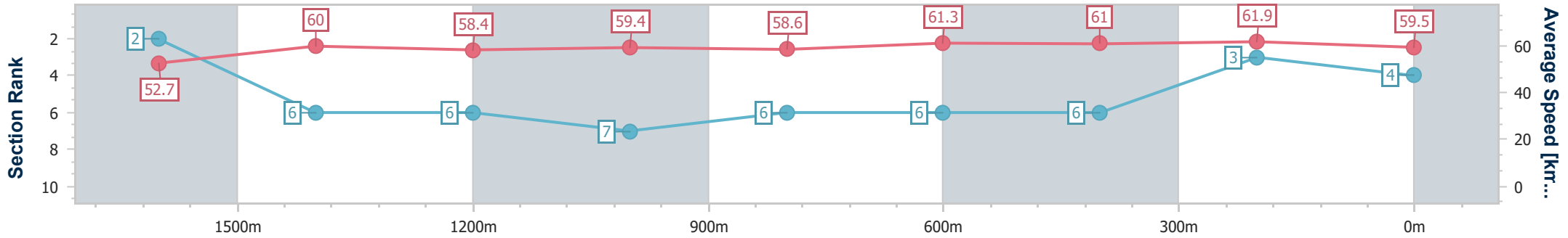
Horse/Jockey Name	Kellers Shelter
Final Rank	4
Fastest Section Time (Section)	0:11.73 (400m)
Top Speed [km/h] (Section)	63.9 (Overall)
Race State	Finished



Mackay QLD Professional
 Race 1: Sky Racing BM60 Handicap - 1800m
 26 November 2024 - 13:10
 Track Rating: Good 4, Weather: Fine, Rail Position: True



Section	Overall	1600m	1400m	1200m	1000m	800m	600m	400m	200m
Section Times	1:50.65 [4] (0:13.66)	1:36.99 [2] (0:12.26)	1:24.73 [6] (0:12.56)	1:12.17 [6] (0:12.17)	1:00.00 [7] (0:12.34)	0:47.66 [6] (0:11.86)	0:35.80 [6] (0:11.96)	0:23.84 [6] (0:11.73)	0:12.11 [3] (0:12.11)
Average Speed [km/h]	52.7	60.0	58.4	59.4	58.6	61.3	61.0	61.9	59.5
Top Speed [km/h]	63.9	62.7	58.9	60.7	60.4	62.8	62.2	63.1	62.0
Avg. Dist. to Rail [m]	6.7	3.7	2.7	2.1	1.6	2.6	2.0	3.6	3.8
Avg. Stride Freq. [Hz]	2.2	2.3	2.2	2.2	2.2	2.2	2.3	2.3	2.3
Avg. Stride Length [m]	6.6	7.4	7.4	7.5	7.6	7.6	7.4	7.4	7.3



- [] Ranking at each section and finish
- .-.- No data available at this section
- NA No data available



Horse/Jockey Name	Prospettiva
Final Rank	5
Fastest Section Time (Section)	0:11.80 (1600m)
Top Speed [km/h] (Section)	63.3 (Overall)
Race State	Finished



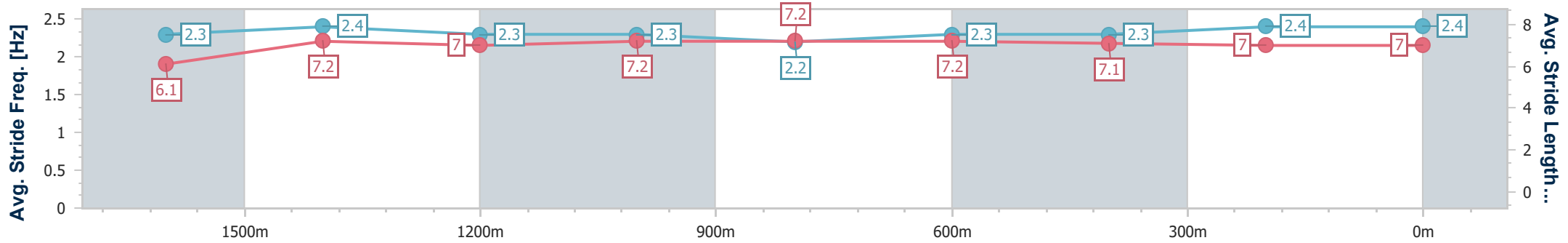
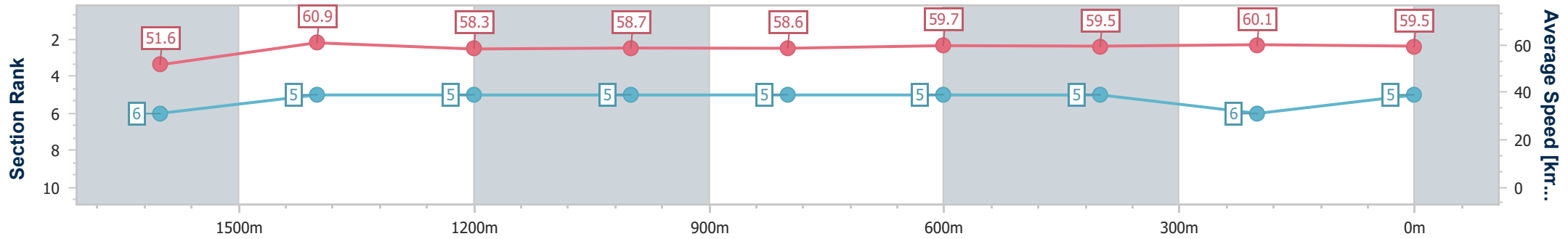
Mackay QLD Professional
Race 1: Sky Racing BM60 Handicap - 1800m



26 November 2024 - 13:10

Track Rating: Good 4, Weather: Fine, Rail Position: True

Section	Overall	1600m	1400m	1200m	1000m	800m	600m	400m	200m
Section Times	1:50.90 [5] (0:13.94)	1:36.96 [6] (0:11.80)	1:25.16 [5] (0:12.40)	1:12.76 [5] (0:12.26)	1:00.50 [5] (0:12.32)	0:48.18 [5] (0:12.01)	0:36.17 [5] (0:12.08)	0:24.09 [5] (0:11.98)	0:12.11 [6] (0:12.11)
Average Speed [km/h]	51.6	60.9	58.3	58.7	58.6	59.7	59.5	60.1	59.5
Top Speed [km/h]	63.3	63.2	59.1	59.8	60.6	60.6	60.3	60.9	61.3
Avg. Dist. to Rail [m]	1.3	0.2	0.6	0.3	0.2	0.3	0.5	0.6	1.9
Avg. Stride Freq. [Hz]	2.3	2.4	2.3	2.3	2.2	2.3	2.3	2.4	2.4
Avg. Stride Length [m]	6.1	7.2	7.0	7.2	7.2	7.2	7.1	7.0	7.0



- [] Ranking at each section and finish
- .-.- No data available at this section
- NA No data available



Horse/Jockey Name	Tycoon Lad
Final Rank	6
Fastest Section Time (Section)	0:11.80 (1600m)
Top Speed [km/h] (Section)	63.6 (1600m)
Race State	Finished



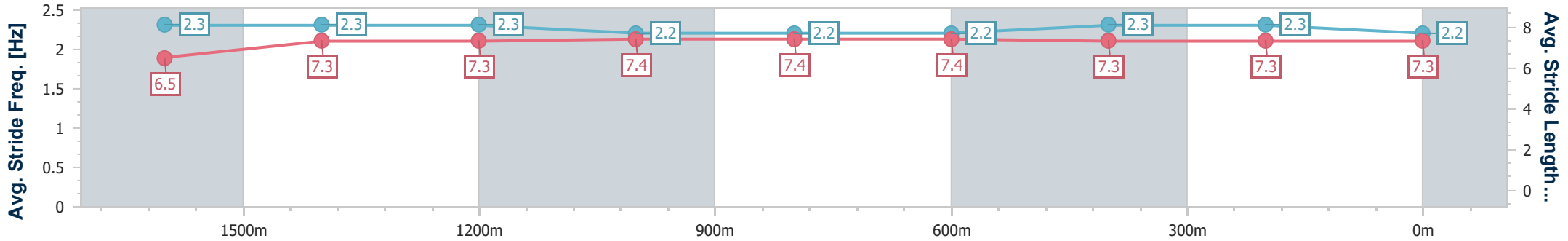
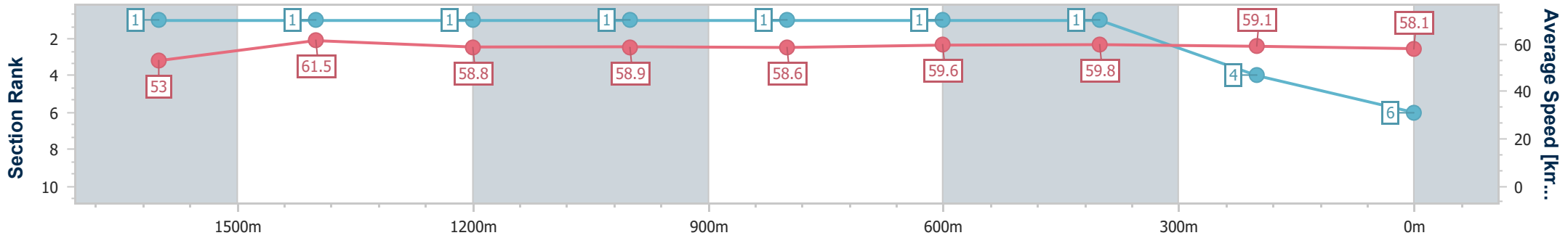
Mackay QLD Professional
Race 1: Sky Racing BM60 Handicap - 1800m



26 November 2024 - 13:10

Track Rating: Good 4, Weather: Fine, Rail Position: True

Section	Overall	1600m	1400m	1200m	1000m	800m	600m	400m	200m
Section Times	1:50.97 [6] (0:13.62)	1:37.35 [1] (0:11.80)	1:25.55 [1] (0:12.33)	1:13.22 [1] (0:12.24)	1:00.98 [1] (0:12.22)	0:48.75 [1] (0:12.07)	0:36.67 [1] (0:12.07)	0:24.60 [1] (0:12.18)	0:12.42 [4] (0:12.42)
Average Speed [km/h]	53.0	61.5	58.8	58.9	58.6	59.6	59.8	59.1	58.1
Top Speed [km/h]	62.9	63.6	59.7	59.3	59.8	61.7	60.4	60.5	60.4
Avg. Dist. to Rail [m]	3.6	1.5	1.4	0.3	0.3	0.5	0.8	1.4	1.6
Avg. Stride Freq. [Hz]	2.3	2.3	2.3	2.2	2.2	2.2	2.3	2.3	2.2
Avg. Stride Length [m]	6.5	7.3	7.3	7.4	7.4	7.4	7.3	7.3	7.3



- [] Ranking at each section and finish
- .-.- No data available at this section
- NA No data available



Horse/Jockey Name	Deel With Me
Final Rank	7
Fastest Section Time (Section)	0:11.76 (400m)
Top Speed [km/h] (Section)	63.1 (400m)
Race State	Finished



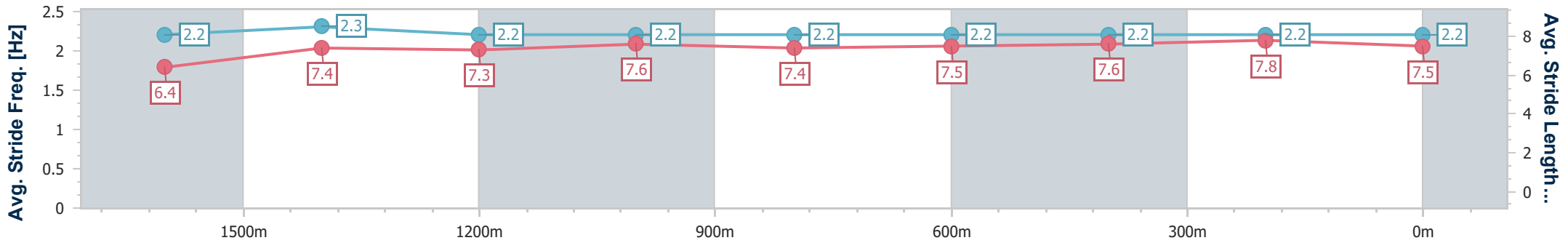
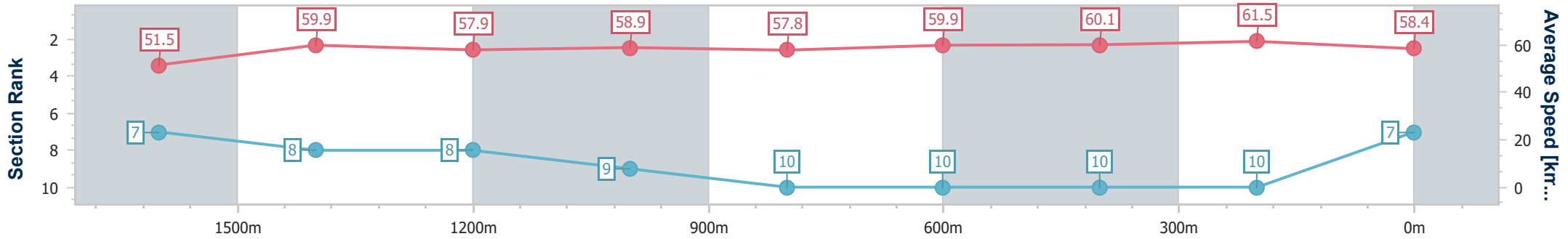
Mackay QLD Professional
Race 1: Sky Racing BM60 Handicap - 1800m



26 November 2024 - 13:10

Track Rating: Good 4, Weather: Fine, Rail Position: True

Section	Overall	1600m	1400m	1200m	1000m	800m	600m	400m	200m
Section Times	1:51.77 [7] (0:14.01)	1:37.76 [7] (0:12.26)	1:25.50 [8] (0:12.60)	1:12.90 [8] (0:12.25)	1:00.65 [9] (0:12.47)	0:48.18 [10] (0:12.02)	0:36.16 [10] (0:12.08)	0:24.08 [10] (0:11.76)	0:12.32 [10] (0:12.32)
Average Speed [km/h]	51.5	59.9	57.9	58.9	57.8	59.9	60.1	61.5	58.4
Top Speed [km/h]	60.7	61.2	58.6	59.6	59.9	60.9	60.6	63.1	60.4
Avg. Dist. to Rail [m]	6.4	2.7	1.9	1.3	1.0	0.4	1.0	3.9	6.0
Avg. Stride Freq. [Hz]	2.2	2.3	2.2	2.2	2.2	2.2	2.2	2.2	2.2
Avg. Stride Length [m]	6.4	7.4	7.3	7.6	7.4	7.5	7.6	7.8	7.5



- [] Ranking at each section and finish
- .-.- No data available at this section
- NA No data available



Horse/Jockey Name	Murrajong Road
Final Rank	8
Fastest Section Time (Section)	0:11.73 (1600m)
Top Speed [km/h] (Section)	65.0 (1600m)
Race State	Finished

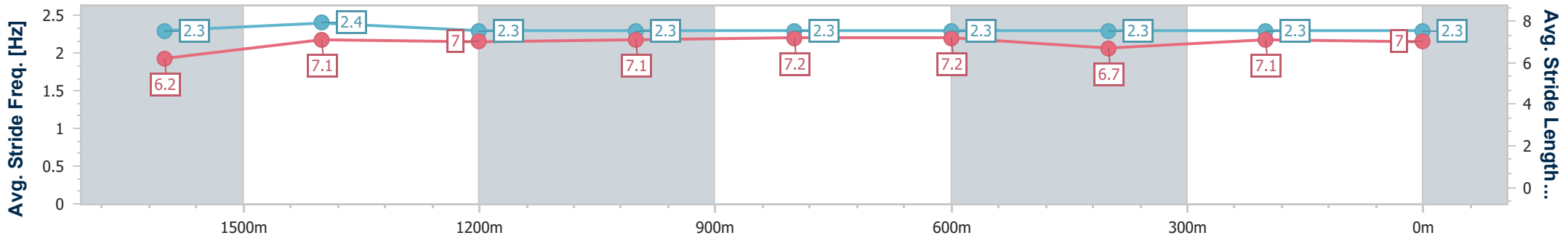
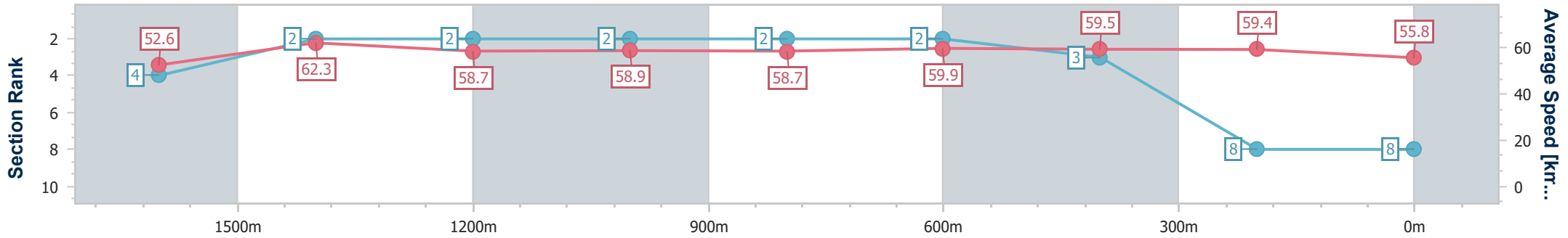


Mackay QLD Professional
Race 1: Sky Racing BM60 Handicap - 1800m



26 November 2024 - 13:10
Track Rating: Good 4, Weather: Fine, Rail Position: True

Section	Overall	1600m	1400m	1200m	1000m	800m	600m	400m	200m
Section Times	1:51.83 [8] (0:13.73)	1:38.10 [4] (0:11.73)	1:26.37 [2] (0:12.32)	1:14.05 [2] (0:12.23)	1:01.82 [2] (0:12.23)	0:49.59 [2] (0:12.06)	0:37.53 [2] (0:12.37)	0:25.16 [3] (0:12.30)	0:12.86 [8] (0:12.86)
Average Speed [km/h]	52.6	62.3	58.7	58.9	58.7	59.9	59.5	59.4	55.8
Top Speed [km/h]	64.3	65.0	59.3	60.0	59.5	60.7	60.6	60.0	59.2
Avg. Dist. to Rail [m]	8.2	2.7	0.9	0.2	0.5	0.9	3.2	4.9	7.6
Avg. Stride Freq. [Hz]	2.3	2.4	2.3	2.3	2.3	2.3	2.3	2.3	2.3
Avg. Stride Length [m]	6.2	7.1	7.0	7.1	7.2	7.2	6.7	7.1	7.0



- [] Ranking at each section and finish
- .-.- No data available at this section
- NA No data available



Horse/Jockey Name	Eyes Are Lion
Final Rank	9
Fastest Section Time (Section)	0:11.91 (1600m)
Top Speed [km/h] (Section)	65.6 (1600m)
Race State	Finished



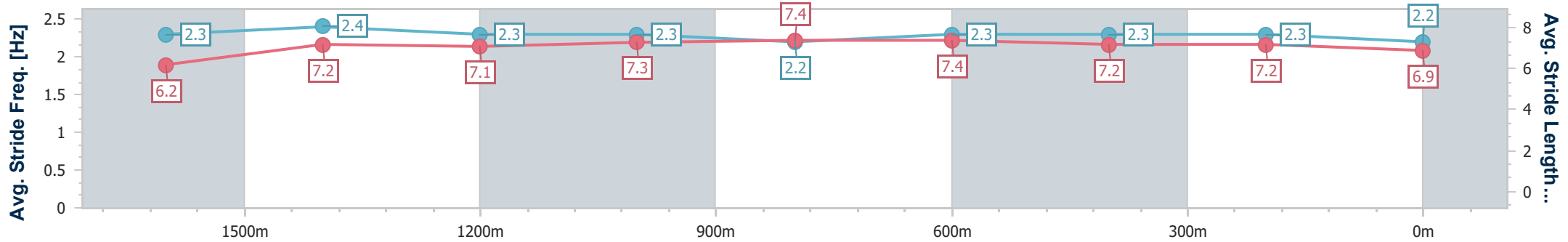
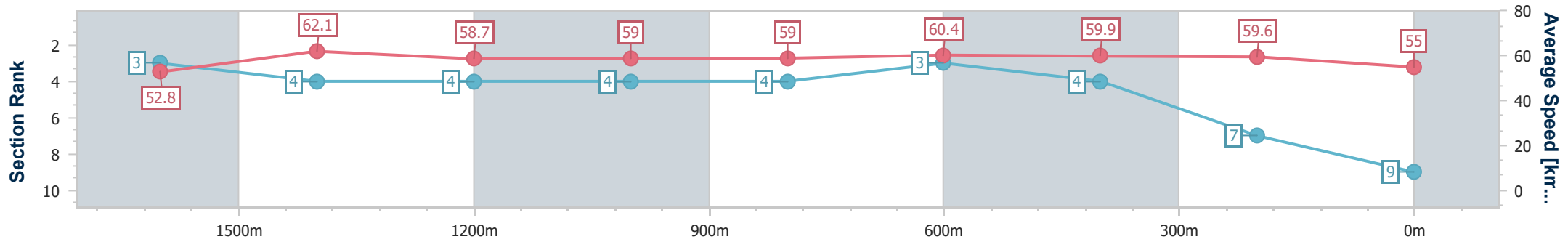
Mackay QLD Professional
Race 1: Sky Racing BM60 Handicap - 1800m



26 November 2024 - 13:10

Track Rating: Good 4, Weather: Fine, Rail Position: True

Section	Overall	1600m	1400m	1200m	1000m	800m	600m	400m	200m
Section Times	1:52.00 [9] (0:13.68)	1:38.32 [3] (0:11.91)	1:26.41 [4] (0:12.44)	1:13.97 [4] (0:12.22)	1:01.75 [4] (0:12.27)	0:49.48 [4] (0:11.99)	0:37.49 [3] (0:12.26)	0:25.23 [4] (0:12.17)	0:13.06 [7] (0:13.06)
Average Speed [km/h]	52.8	62.1	58.7	59.0	59.0	60.4	59.9	59.6	55.0
Top Speed [km/h]	64.7	65.6	59.9	60.1	60.3	61.5	60.5	60.3	58.3
Avg. Dist. to Rail [m]	9.7	4.7	2.3	1.2	1.2	1.6	2.7	3.4	4.8
Avg. Stride Freq. [Hz]	2.3	2.4	2.3	2.3	2.2	2.3	2.3	2.3	2.2
Avg. Stride Length [m]	6.2	7.2	7.1	7.3	7.4	7.4	7.2	7.2	6.9



- [] Ranking at each section and finish
- .-.- No data available at this section
- NA No data available



Horse/Jockey Name	Simply Tina
Final Rank	10
Fastest Section Time (Section)	0:11.92 (800m)
Top Speed [km/h] (Section)	62.1 (1600m)
Race State	Finished



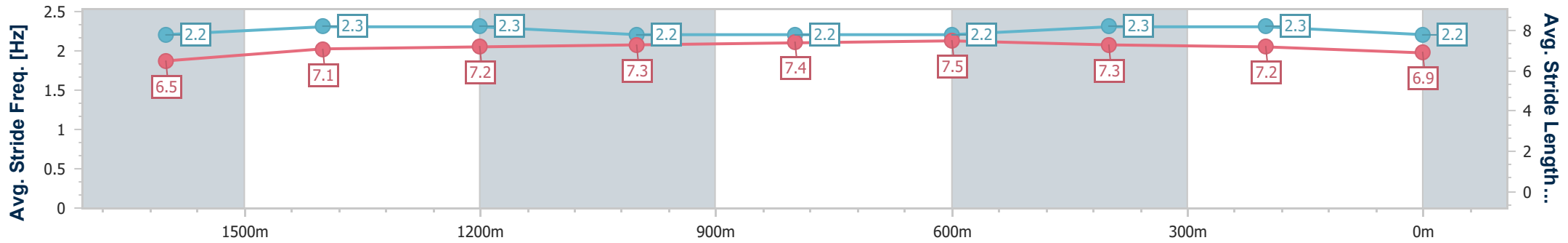
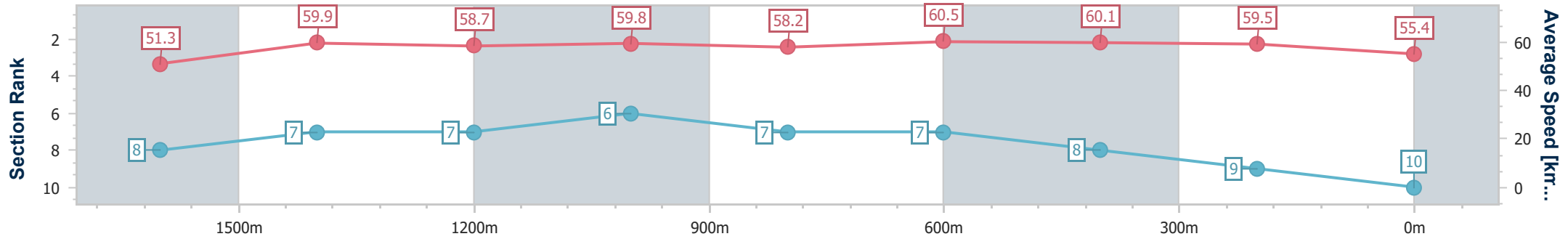
Mackay QLD Professional
Race 1: Sky Racing BM60 Handicap - 1800m



26 November 2024 - 13:10

Track Rating: Good 4, Weather: Fine, Rail Position: True

Section	Overall	1600m	1400m	1200m	1000m	800m	600m	400m	200m
Section Times	1:52.19 [10] (0:14.05)	1:38.14 [8] (0:12.13)	1:26.01 [7] (0:12.37)	1:13.64 [7] (0:12.03)	1:01.61 [6] (0:12.47)	0:49.14 [7] (0:11.92)	0:37.22 [7] (0:12.13)	0:25.09 [8] (0:12.10)	0:12.99 [9]
Average Speed [km/h]	51.3	59.9	58.7	59.8	58.2	60.5	60.1	59.5	55.4
Top Speed [km/h]	61.7	62.1	59.4	61.0	60.9	61.5	60.6	60.4	60.7
Avg. Dist. to Rail [m]	4.3	1.6	1.0	1.1	1.3	1.3	1.5	3.3	7.1
Avg. Stride Freq. [Hz]	2.2	2.3	2.3	2.2	2.2	2.2	2.3	2.3	2.2
Avg. Stride Length [m]	6.5	7.1	7.2	7.3	7.4	7.5	7.3	7.2	6.9



- [] Ranking at each section and finish
- .-.- No data available at this section
- NA No data available



Mackay QLD Professional

Race 2: Book Event Centre for Functions QTIS Two-Year-Old Maiden Handicap - 1050m

26 November 2024 - 13:46



MACKAY TURF CLUB
Ooralea Racecourse

Track Rating: Good 4, Weather: Fine, Rail Position: True

Section		Overall	1000m	800m	600m	400m	200m	Last 600m					
Field Times		1:01.88 (0:04.65)	0:57.23 (0:10.99)	0:46.24 (0:10.65)	0:35.59 (0:11.77)	0:23.82 (0:11.60)	0:12.22 (0:12.22)	0:35.59					
Rank	TAB Horse/Jockey	Barrier	Top Speed [km/h]	Fastest Section							Margin	Distance Travelled [m]	
1	1 BANG STICK Gabrielle Semmens	7	68.5 800m	0:04.65 Overall	1:01.88 [1] (0:04.65)	0:57.23 [1] (0:11.28)	0:45.95 [2] (0:10.73)	0:35.22 [2] (0:11.57)	0:23.65 [2] (0:11.43)	0:12.22 [1] (0:12.22)	1:01.88	0:35.22	
2	4 NOSEY NEO Georgina Cartwright	5	70.2 1000m	0:04.87 Overall	1:01.92 [2] (0:04.87)	0:57.05 [3] (0:10.77)	0:46.28 [1] (0:10.65)	0:35.63 [1] (0:11.77)	0:23.86 [1] (0:11.61)	0:12.25 [2] (0:12.25)	0.24L	0:35.63	-3
3	6 BOLLA BOLLA BABE Leah Martyn	1	67.8 800m	0:04.87 Overall	1:02.25 [3] (0:04.87)	0:57.38 [4] (0:11.31)	0:46.07 [3] (0:10.97)	0:35.10 [3] (0:11.58)	0:23.52 [4] (0:11.41)	0:12.11 [3] (0:12.11)	2.17L	0:35.10	-3
4	3 WHATTA MISSION Justin Stanley	3	68.2 800m	0:04.94 Overall	1:02.81 [4] (0:04.94)	0:57.87 [5] (0:11.59)	0:46.28 [5] (0:10.80)	0:35.48 [4] (0:11.38)	0:24.10 [3] (0:11.88)	0:12.22 [4] (0:12.22)	5.5L	0:35.48	-4
5	7 LOUIS AUGUSTE Adam Sewell	2	67.0 800m	0:04.87 Overall	1:03.35 [5] (0:04.87)	0:58.48 [2] (0:11.40)	0:47.08 [4] (0:11.08)	0:36.00 [5] (0:11.83)	0:24.17 [5] (0:11.87)	0:12.30 [5] (0:12.30)	8.65L	0:36.00	-1
6	2 POWERED RIGHT UP Scott Sheargold	6	66.1 800m	0:05.18 Overall	1:05.41 [6] (0:05.18)	1:00.23 [7] (0:11.65)	0:48.58 [6] (0:11.09)	0:37.49 [6] (0:11.73)	0:25.76 [6] (0:12.27)	0:13.49 [6] (0:13.49)	20.77L	0:37.49	-4

Did Not Finish: Fabulean (#8)
Scratched: Who Asked Zou (#5)

[] Ranking at each section and finish
-:--:- No data available at this section
NA No data available

SCN Saddle cloth number
DNF Did not finish
DNT Did not track



Horse/Jockey Name	Bang Stick
Final Rank	1
Fastest Section Time (Section)	0:04.65 (Overall)
Top Speed [km/h] (Section)	68.5 (800m)
Race State	Finished



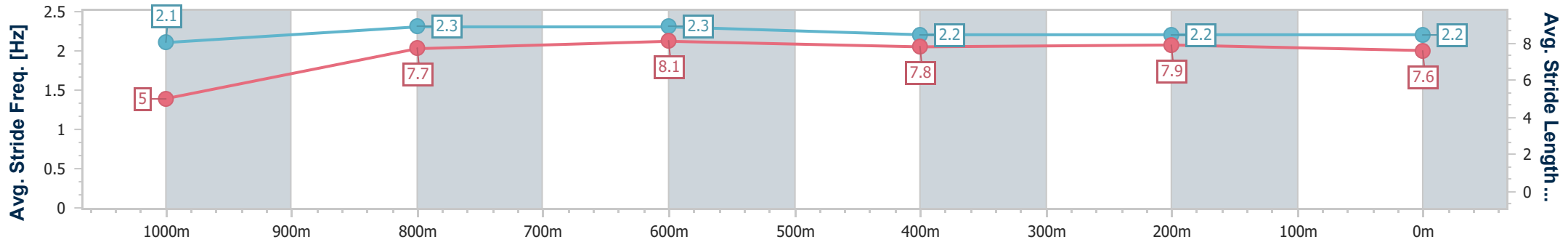
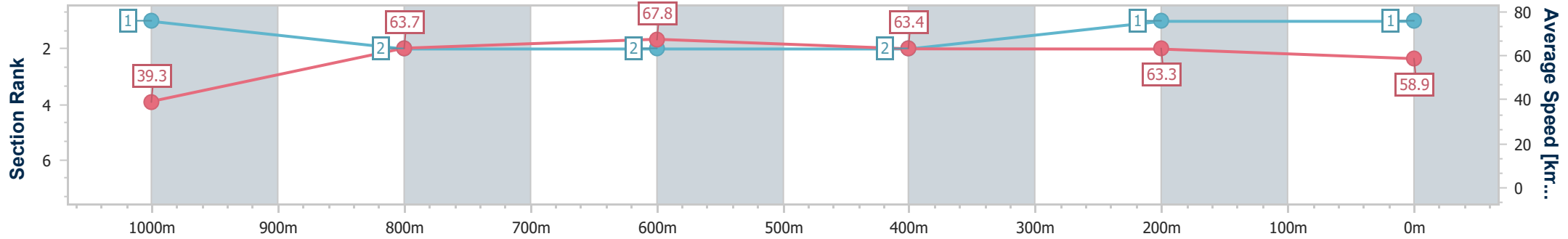
Mackay QLD Professional
Race 2: Book Event Centre for Functions QTIS Two-Year-Old
Maiden Handicap - 1050m



26 November 2024 - 13:46

Track Rating: Good 4, Weather: Fine, Rail Position: True

Section	Overall	1000m	800m	600m	400m	200m
Section Times	1:01.88 [1] (0:04.65)	0:57.23 [1] (0:11.28)	0:45.95 [2] (0:10.73)	0:35.22 [2] (0:11.57)	0:23.65 [2] (0:11.43)	0:12.22 [1] (0:12.22)
Average Speed [km/h]	39.3	63.7	67.8	63.4	63.3	58.9
Top Speed [km/h]	54.6	68.0	68.5	65.5	63.8	62.4
Avg. Dist. to Rail [m]	2.2	1.0	1.7	2.7	2.7	3.6
Avg. Stride Freq. [Hz]	2.1	2.3	2.3	2.2	2.2	2.2
Avg. Stride Length [m]	5.0	7.7	8.1	7.8	7.9	7.6



- [] Ranking at each section and finish
- .-.- No data available at this section
- NA No data available



Horse/Jockey Name	Nosey Neo
Final Rank	2
Fastest Section Time (Section)	0:04.87 (Overall)
Top Speed [km/h] (Section)	70.2 (1000m)
Race State	Finished



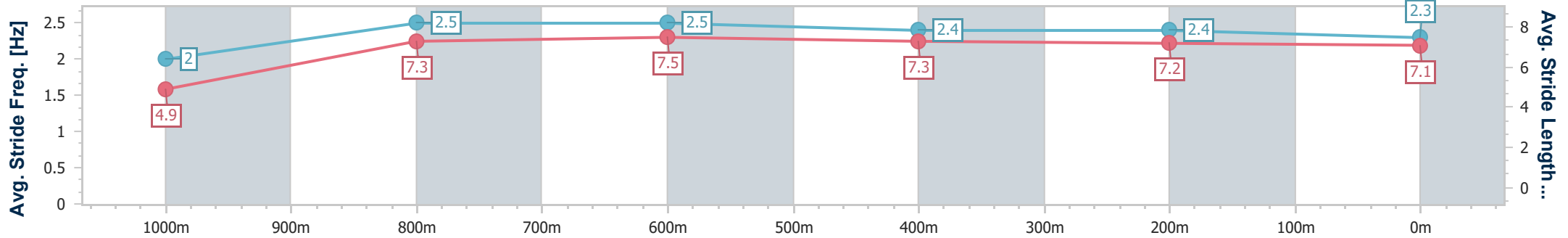
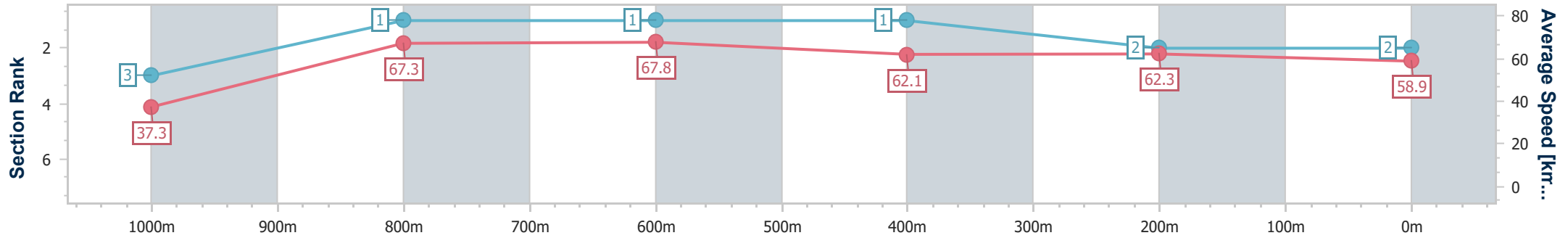
Mackay QLD Professional
 Race 2: Book Event Centre for Functions QTIS Two-Year-Old
 Maiden Handicap - 1050m



26 November 2024 - 13:46

Track Rating: Good 4, Weather: Fine, Rail Position: True

Section	Overall	1000m	800m	600m	400m	200m
Section Times	1:01.92 [2] (0:04.87)	0:57.05 [3] (0:10.77)	0:46.28 [1] (0:10.65)	0:35.63 [1] (0:11.77)	0:23.86 [1] (0:11.61)	0:12.25 [2] (0:12.25)
Average Speed [km/h]	37.3	67.3	67.8	62.1	62.3	58.9
Top Speed [km/h]	53.9	70.2	69.9	64.8	63.8	61.9
Avg. Dist. to Rail [m]	1.1	2.4	0.5	2.3	1.7	0.6
Avg. Stride Freq. [Hz]	2.0	2.5	2.5	2.4	2.4	2.3
Avg. Stride Length [m]	4.9	7.3	7.5	7.3	7.2	7.1





Horse/Jockey Name	Bolla Bolla Babe
Final Rank	3
Fastest Section Time (Section)	0:04.87 (Overall)
Top Speed [km/h] (Section)	67.8 (800m)
Race State	Finished



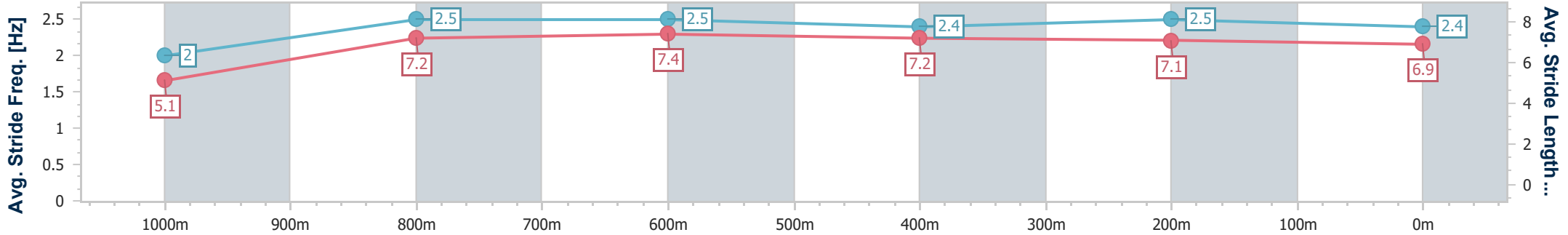
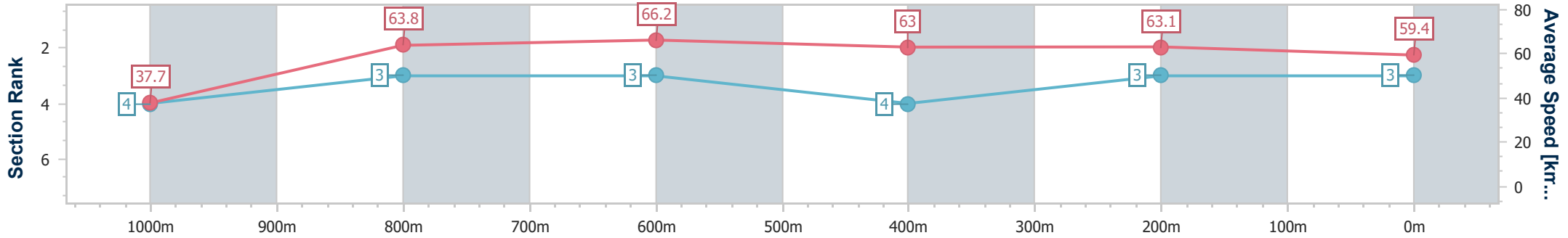
Mackay QLD Professional
 Race 2: Book Event Centre for Functions QTIS Two-Year-Old
 Maiden Handicap - 1050m



26 November 2024 - 13:46

Track Rating: Good 4, Weather: Fine, Rail Position: True

Section	Overall	1000m	800m	600m	400m	200m
Section Times	1:02.25 [3] (0:04.87)	0:57.38 [4] (0:11.31)	0:46.07 [3] (0:10.97)	0:35.10 [3] (0:11.58)	0:23.52 [4] (0:11.41)	0:12.11 [3] (0:12.11)
Average Speed [km/h]	37.7	63.8	66.2	63.0	63.1	59.4
Top Speed [km/h]	56.3	66.2	67.8	64.2	64.7	62.8
Avg. Dist. to Rail [m]	3.2	1.7	3.3	1.3	1.5	1.7
Avg. Stride Freq. [Hz]	2.0	2.5	2.5	2.4	2.5	2.4
Avg. Stride Length [m]	5.1	7.2	7.4	7.2	7.1	6.9



- [] Ranking at each section and finish
- .-.- No data available at this section
- NA No data available



Horse/Jockey Name	Whatta Mission
Final Rank	4
Fastest Section Time (Section)	0:04.94 (Overall)
Top Speed [km/h] (Section)	68.2 (800m)
Race State	Finished

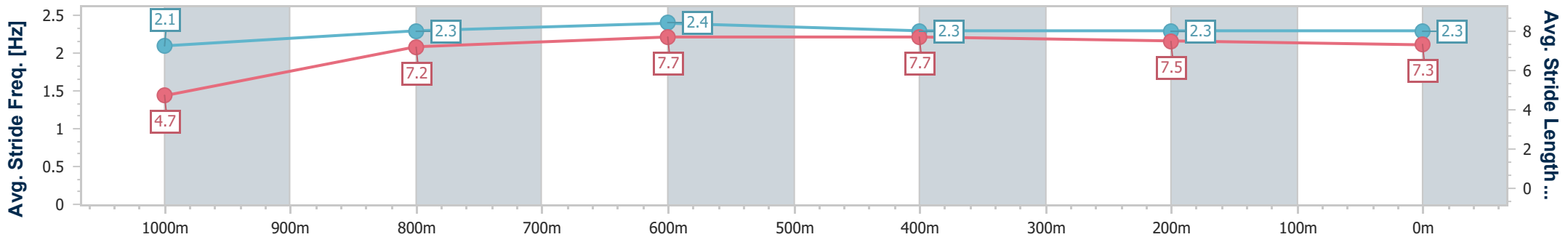
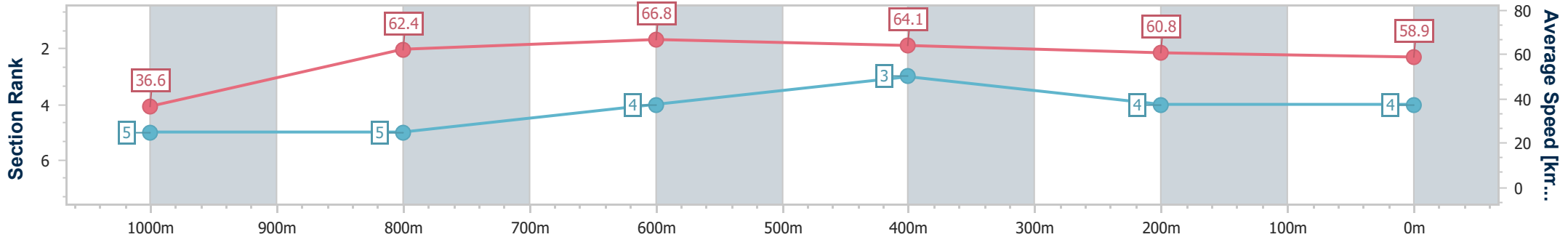


Mackay QLD Professional
 Race 2: Book Event Centre for Functions QTIS Two-Year-Old
 Maiden Handicap - 1050m
 26 November 2024 - 13:46



Track Rating: Good 4, Weather: Fine, Rail Position: True

Section	Overall	1000m	800m	600m	400m	200m
Section Times	1:02.81 [4] (0:04.94)	0:57.87 [5] (0:11.59)	0:46.28 [5] (0:10.80)	0:35.48 [4] (0:11.38)	0:24.10 [3] (0:11.88)	0:12.22 [4] (0:12.22)
Average Speed [km/h]	36.6	62.4	66.8	64.1	60.8	58.9
Top Speed [km/h]	50.6	66.1	68.2	65.3	62.2	60.8
Avg. Dist. to Rail [m]	1.2	1.4	1.0	1.6	2.5	3.4
Avg. Stride Freq. [Hz]	2.1	2.3	2.4	2.3	2.3	2.3
Avg. Stride Length [m]	4.7	7.2	7.7	7.7	7.5	7.3



- [] Ranking at each section and finish
- .-.- No data available at this section
- NA No data available



Horse/Jockey Name	Louis Auguste
Final Rank	5
Fastest Section Time (Section)	0:04.87 (Overall)
Top Speed [km/h] (Section)	67.0 (800m)
Race State	Finished

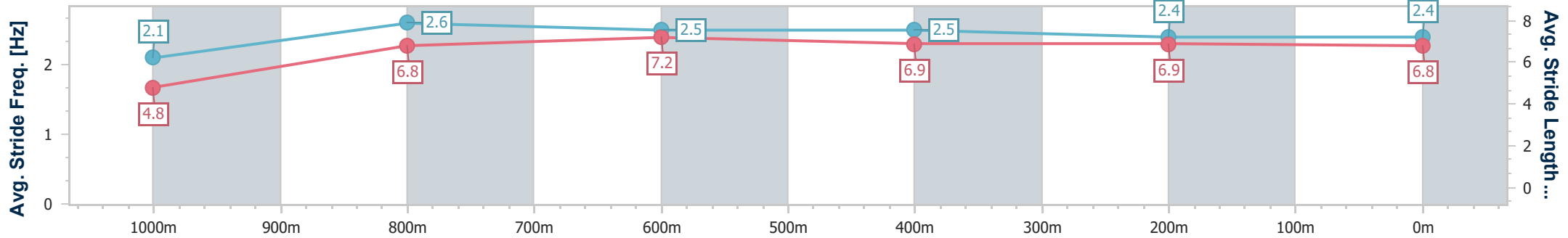
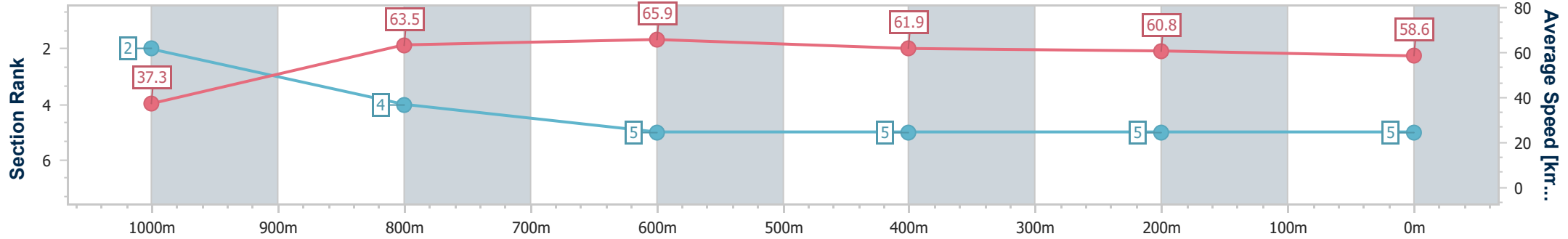


Mackay QLD Professional
 Race 2: Book Event Centre for Functions QTIS Two-Year-Old
 Maiden Handicap - 1050m
 26 November 2024 - 13:46



Track Rating: Good 4, Weather: Fine, Rail Position: True

Section	Overall	1000m	800m	600m	400m	200m
Section Times	1:03.35 [5] (0:04.87)	0:58.48 [2] (0:11.40)	0:47.08 [4] (0:11.08)	0:36.00 [5] (0:11.83)	0:24.17 [5] (0:11.87)	0:12.30 [5] (0:12.30)
Average Speed [km/h]	37.3	63.5	65.9	61.9	60.8	58.6
Top Speed [km/h]	53.3	66.4	67.0	64.7	61.8	61.8
Avg. Dist. to Rail [m]	1.4	2.4	3.7	2.2	3.0	4.5
Avg. Stride Freq. [Hz]	2.1	2.6	2.5	2.5	2.4	2.4
Avg. Stride Length [m]	4.8	6.8	7.2	6.9	6.9	6.8



- [] Ranking at each section and finish
- .-.- No data available at this section
- NA No data available



Horse/Jockey Name	Powered Right Up
Final Rank	6
Fastest Section Time (Section)	0:05.18 (Overall)
Top Speed [km/h] (Section)	66.1 (800m)
Race State	Finished



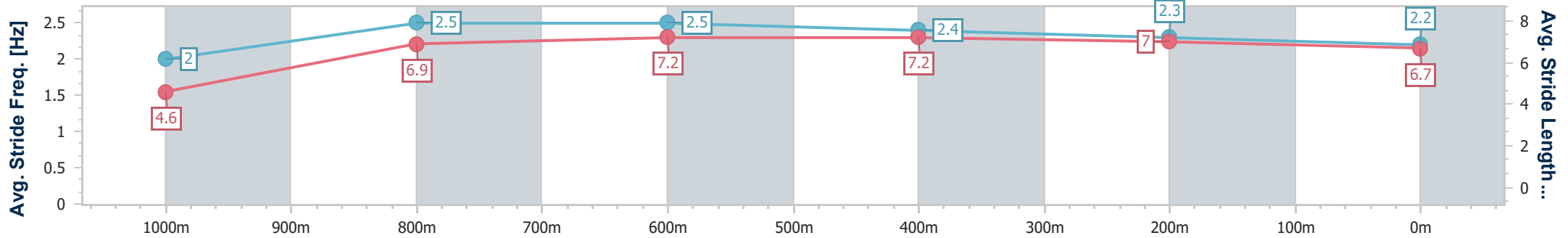
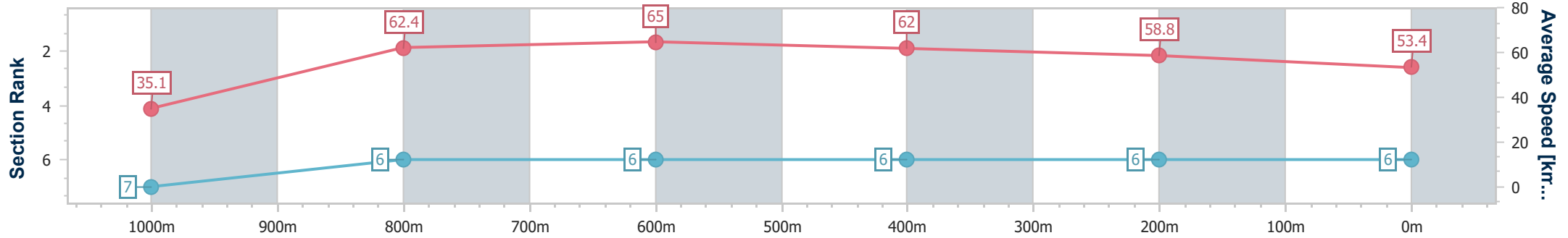
Mackay QLD Professional
Race 2: Book Event Centre for Functions QTIS Two-Year-Old
Maiden Handicap - 1050m



26 November 2024 - 13:46

Track Rating: Good 4, Weather: Fine, Rail Position: True

Section	Overall	1000m	800m	600m	400m	200m
Section Times	1:05.41 [6] (0:05.18)	1:00.23 [7] (0:11.65)	0:48.58 [6] (0:11.09)	0:37.49 [6] (0:11.73)	0:25.76 [6] (0:12.27)	0:13.49 [6] (0:13.49)
Average Speed [km/h]	35.1	62.4	65.0	62.0	58.8	53.4
Top Speed [km/h]	51.8	64.9	66.1	63.1	60.1	56.4
Avg. Dist. to Rail [m]	2.8	3.5	1.8	1.2	1.5	1.4
Avg. Stride Freq. [Hz]	2.0	2.5	2.5	2.4	2.3	2.2
Avg. Stride Length [m]	4.6	6.9	7.2	7.2	7.0	6.7



- [] Ranking at each section and finish
- .-.- No data available at this section
- NA No data available



Horse/Jockey Name	Fabulean
Final Rank	2147483647
Fastest Section Time (Section)	0:05.14 (Overall)
Top Speed [km/h] (Section)	62.1 (1000m)
Race State	DidNotFinish



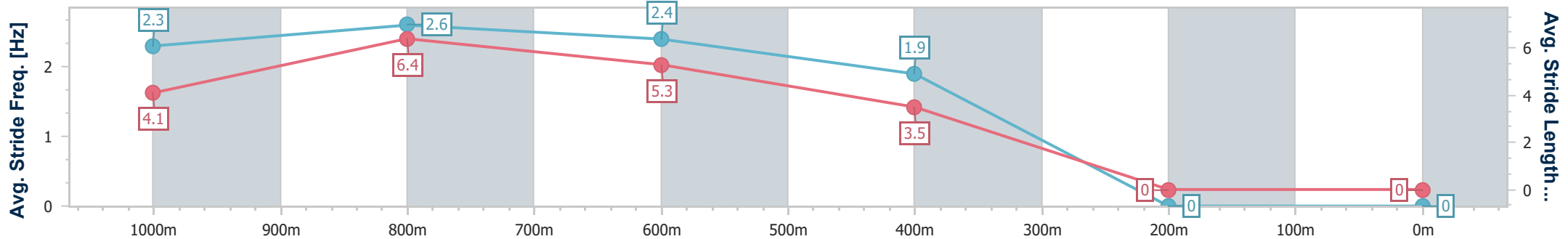
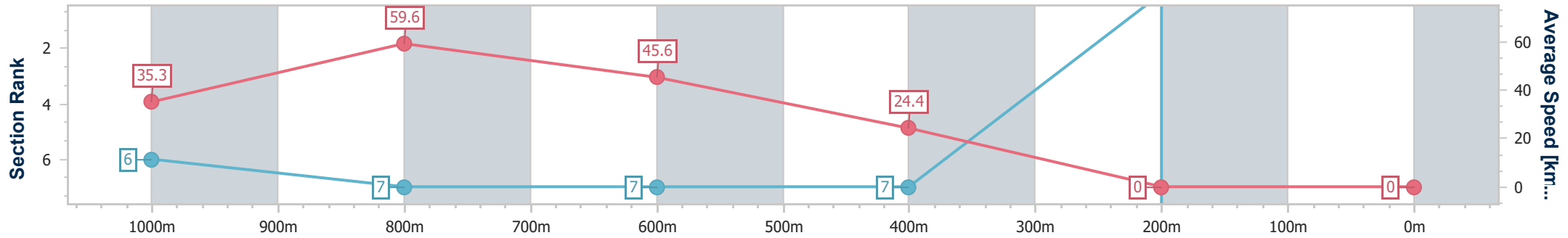
Mackay QLD Professional
 Race 2: Book Event Centre for Functions QTIS Two-Year-Old
 Maiden Handicap - 1050m



26 November 2024 - 13:46

Track Rating: Good 4, Weather: Fine, Rail Position: True

Section	Overall	1000m	800m	600m	400m	200m
Section Times	0:00.00 [2147483647 1 (0:05.14)	0:00.00 [6] (0:12.15)	0:00.00 [7] (0:15.87)	0:00.00 [7] (0:29.70)	-:--:--	-:--:--
Average Speed [km/h]	35.3	59.6	45.6	24.4	0.0	0.0
Top Speed [km/h]	51.4	62.1	56.1	35.1	--:--	--:--
Avg. Dist. to Rail [m]	0.4	2.4	1.9	1.3	0.0	0.0
Avg. Stride Freq. [Hz]	2.3	2.6	2.4	1.9	--:--	--:--
Avg. Stride Length [m]	4.1	6.4	5.3	3.5	--:--	--:--



- [] Ranking at each section and finish
- :--:-- No data available at this section
- NA No data available

- [] Ranking at each section and finish
- :--:- No data available at this section
- NA No data available



Mackay QLD Professional

Race 3: Become a member MTC Maiden Handicap - 1200m

26 November 2024 - 14:23



MACKAY TURF CLUB
Ooralea Racecourse

Track Rating: Good 4, Weather: Fine, Rail Position: True

Section		Field Times										Last 600m					
		Overall	1000m	800m	600m	400m	200m						0:35.43				
		1:10.91 (0:13.44)	0:57.47 (0:10.81)	0:46.66 (0:11.23)	0:35.43 (0:11.74)	0:23.69 (0:11.79)	0:11.90 (0:11.90)										
Rank	TAB	Horse/Jockey	Barrier	Top Speed [km/h]	Fastest Section											Margin	Distance Travelled [m]
1	8	ME TIME Jackson Murphy	12	69.8 1000m	0:10.62 1000m	1:10.91 [1] (0:13.73)	0:57.18 [6] (0:10.62)	0:46.56 [3] (0:11.24)	0:35.32 [3] (0:11.91)	0:23.41 [3] (0:11.51)	0:11.90 [1] (0:11.90)	1:10.91	0:35.32				
2	5	FICTIVE Nathan Thomas	10	68.0 1000m	0:10.98 1000m	1:11.14 [2] (0:13.89)	0:57.25 [9] (0:10.98)	0:46.27 [9] (0:11.14)	0:35.13 [7] (0:11.70)	0:23.43 [6] (0:11.66)	0:11.77 [4] (0:11.77)	1.36L	0:35.13	+1			
3	1	ONE PERCENT Ryan Wiggins	7	69.5 1000m	0:10.78 1000m	1:11.16 [3] (0:13.47)	0:57.69 [2] (0:10.78)	0:46.91 [1] (0:11.23)	0:35.68 [1] (0:11.74)	0:23.94 [1] (0:11.79)	0:12.15 [2] (0:12.15)	1.48L	0:35.68	-6			
4	7	BOYFRIEND MATERIAL Georgina Cartwright	9	67.9 1000m	0:10.88 1000m	1:11.17 [4] (0:13.70)	0:57.47 [5] (0:10.88)	0:46.59 [5] (0:11.14)	0:35.45 [4] (0:11.87)	0:23.58 [4] (0:11.68)	0:11.90 [3] (0:11.90)	1.55L	0:35.45	+3			
5	2	I SWIM I WIN Warwick Satherley	2	67.7 1000m	0:10.98 1000m	1:11.47 [5] (0:13.77)	0:57.70 [8] (0:10.98)	0:46.72 [8] (0:11.32)	0:35.40 [8] (0:11.74)	0:23.66 [7] (0:11.80)	0:11.86 [5] (0:11.86)	3.32L	0:35.40	+3			
6	12	LADY DE VEGA Leah Martyn	6	67.7 1000m	0:11.19 1000m	1:11.55 [6] (0:14.05)	0:57.50 [10] (0:11.19)	0:46.31 [10] (0:11.28)	0:35.03 [10] (0:11.50)	0:23.53 [9] (0:11.62)	0:11.91 [6] (0:11.91)	3.81L	0:35.03	-5			
7	10	FRUIT TINGLE Pietro Romeo	8	66.1 1000m	0:11.12 1000m	1:11.73 [7] (0:14.22)	0:57.51 [11] (0:11.12)	0:46.39 [11] (0:11.20)	0:35.19 [11] (0:11.60)	0:23.59 [11] (0:11.61)	0:11.98 [7] (0:11.98)	4.82L	0:35.19	-3			
8	6	VINROSA Adam Sewell	1	67.6 1000m	0:10.94 1000m	1:13.24 [8] (0:13.77)	0:59.47 [7] (0:10.94)	0:48.53 [7] (0:11.28)	0:37.25 [6] (0:11.85)	0:25.40 [8] (0:12.24)	0:13.16 [10] (0:13.16)	13.72L	0:37.25	-6			
9	3	CAMILLATHECHICKEN Michael Murphy	4	68.0 1000m	0:10.94 1000m	1:13.32 [9] (0:13.44)	0:59.88 [1] (0:10.94)	0:48.94 [4] (0:11.38)	0:37.56 [5] (0:11.88)	0:25.68 [5] (0:12.39)	0:13.29 [9] (0:13.29)	14.18L	0:37.56	-3			
10	9	CLUCK Isabel Jessop	11	69.8 1000m	0:10.80 1000m	1:13.45 [10] (0:13.47)	0:59.98 [3] (0:10.80)	0:49.18 [2] (0:11.26)	0:37.92 [2] (0:11.94)	0:25.98 [2] (0:12.34)	0:13.64 [8] (0:13.64)	14.97L	0:37.92	-2			

Scratched: John's Road (#11)

[] Ranking at each section and finish
 -:-:- No data available at this section
 NA No data available

SCN Saddle cloth number
 DNF Did not finish
 DNT Did not track



Mackay QLD Professional
Race 3: Become a member MTC Maiden Handicap - 1200m
26 November 2024 - 14:23



MACKAY TURF CLUB
Ooralea Racecourse

Track Rating: Good 4, Weather: Fine, Rail Position: True

Section		Overall	1000m	800m	600m	400m	200m	Last 600m					
Field Times		1:10.91 (0:13.44)	0:57.47 (0:10.81)	0:46.66 (0:11.23)	0:35.43 (0:11.74)	0:23.69 (0:11.79)	0:11.90 (0:11.90)	0:35.43					
Rank	TAB Horse/Jockey	Barrier	Top Speed [km/h]	Fastest Section									
11	4 LUSTROUS SINS Justin Stanley	5	66.9 Overall	0:11.12 1000m	1:22.69 [11] (0:13.50)	1:09.19 [4] (0:11.12)	0:58.07 [6] (0:11.51)	0:46.56 [9] (0:11.99)	0:34.57 [10] (0:14.57)	0:20.00 [11] (0:20.00)	69.33L	0:46.56	-1

Scratched: John's Road (#11)

[] Ranking at each section and finish
 -:-:- No data available at this section
 NA No data available

SCN Saddle cloth number
 DNF Did not finish
 DNT Did not track



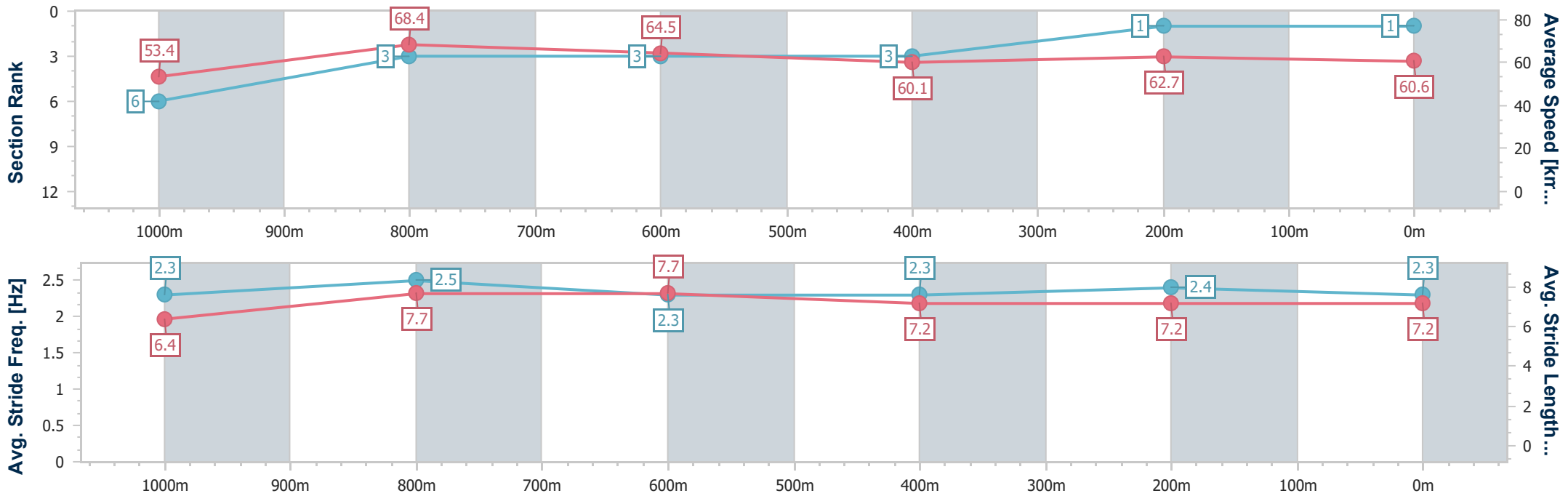
Horse/Jockey Name	Me Time
Final Rank	1
Fastest Section Time (Section)	0:10.62 (1000m)
Top Speed [km/h] (Section)	69.8 (1000m)
Race State	Finished



Mackay QLD Professional
 Race 3: Become a member MTC Maiden Handicap - 1200m
 26 November 2024 - 14:23
 Track Rating: Good 4, Weather: Fine, Rail Position: True



Section	Overall	1000m	800m	600m	400m	200m
Section Times	1:10.91 [1] (0:13.73)	0:57.18 [6] (0:10.62)	0:46.56 [3] (0:11.24)	0:35.32 [3] (0:11.91)	0:23.41 [3] (0:11.51)	0:11.90 [1] (0:11.90)
Average Speed [km/h]	53.4	68.4	64.5	60.1	62.7	60.6
Top Speed [km/h]	68.4	69.8	67.1	61.7	65.5	63.7
Avg. Dist. to Rail [m]	10.5	3.6	2.1	0.7	2.9	5.1
Avg. Stride Freq. [Hz]	2.3	2.5	2.3	2.3	2.4	2.3
Avg. Stride Length [m]	6.4	7.7	7.7	7.2	7.2	7.2



- [] Ranking at each section and finish
- .-.- No data available at this section
- NA No data available



Horse/Jockey Name	Fictive
Final Rank	2
Fastest Section Time (Section)	0:10.98 (1000m)
Top Speed [km/h] (Section)	68.0 (1000m)
Race State	Finished



Mackay QLD Professional

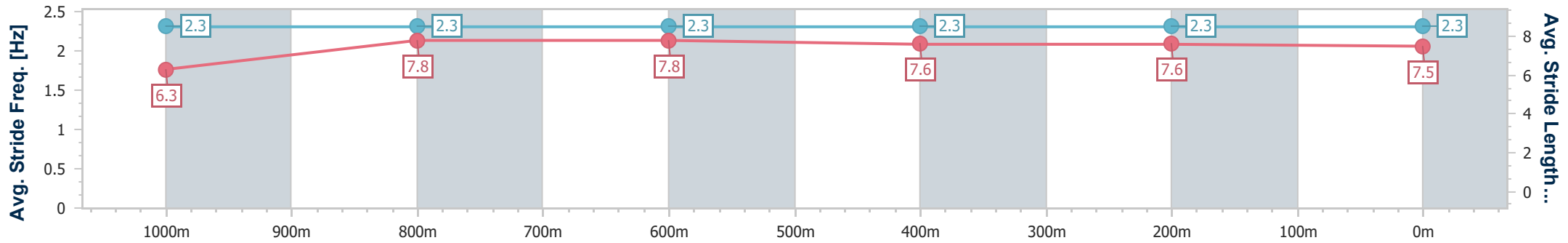
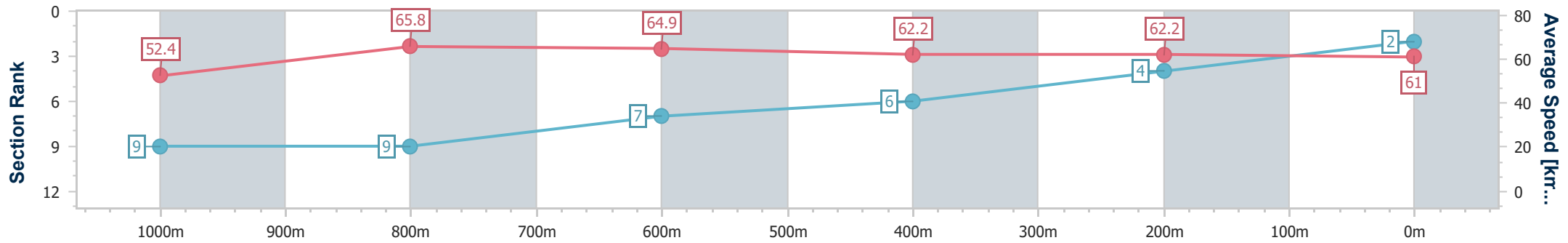
Race 3: Become a member MTC Maiden Handicap - 1200m

26 November 2024 - 14:23

Track Rating: Good 4, Weather: Fine, Rail Position: True



Section	Overall	1000m	800m	600m	400m	200m
Section Times	1:11.14 [2] (0:13.89)	0:57.25 [9] (0:10.98)	0:46.27 [9] (0:11.14)	0:35.13 [7] (0:11.70)	0:23.43 [6] (0:11.66)	0:11.77 [4]
Average Speed [km/h]	52.4	65.8	64.9	62.2	62.2	61.0
Top Speed [km/h]	65.8	68.0	66.0	62.9	63.3	63.1
Avg. Dist. to Rail [m]	7.4	2.0	1.0	1.3	4.4	5.7
Avg. Stride Freq. [Hz]	2.3	2.3	2.3	2.3	2.3	2.3
Avg. Stride Length [m]	6.3	7.8	7.8	7.6	7.6	7.5



- [] Ranking at each section and finish
- .-.- No data available at this section
- NA No data available



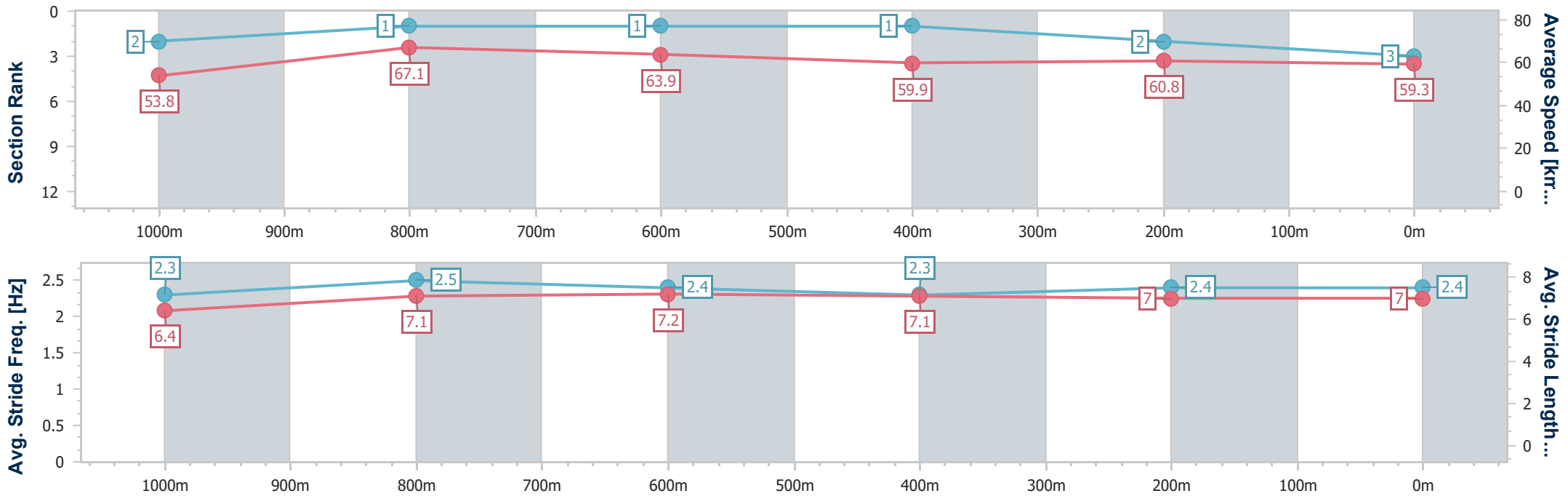
Horse/Jockey Name	One Percent
Final Rank	3
Fastest Section Time (Section)	0:10.78 (1000m)
Top Speed [km/h] (Section)	69.5 (1000m)
Race State	Finished



Mackay QLD Professional
Race 3: Become a member MTC Maiden Handicap - 1200m
26 November 2024 - 14:23
Track Rating: Good 4, Weather: Fine, Rail Position: True



Section	Overall	1000m	800m	600m	400m	200m
Section Times	1:11.16 [3] (0:13.47)	0:57.69 [2] (0:10.78)	0:46.91 [1] (0:11.23)	0:35.68 [1] (0:11.74)	0:23.94 [1] (0:11.79)	0:12.15 [2] (0:12.15)
Average Speed [km/h]	53.8	67.1	63.9	59.9	60.8	59.3
Top Speed [km/h]	67.4	69.5	66.6	61.3	61.8	60.9
Avg. Dist. to Rail [m]	5.4	1.7	0.5	3.5	1.7	4.6
Avg. Stride Freq. [Hz]	2.3	2.5	2.4	2.3	2.4	2.4
Avg. Stride Length [m]	6.4	7.1	7.2	7.1	7.0	7.0



- [] Ranking at each section and finish
- .-.- No data available at this section
- NA No data available



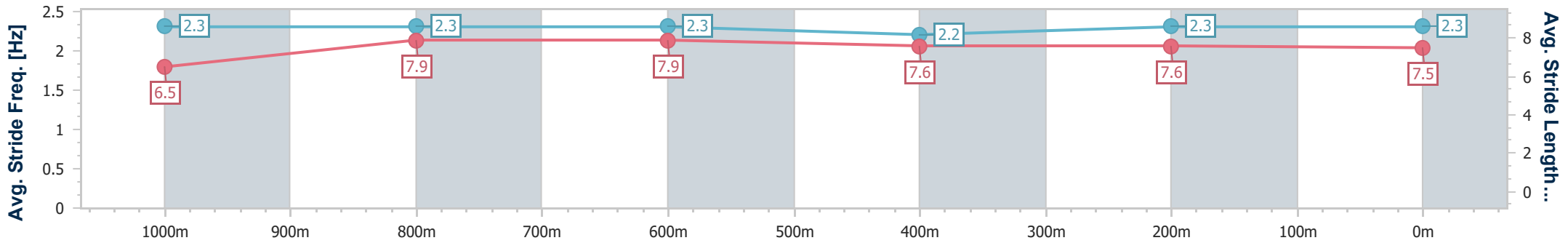
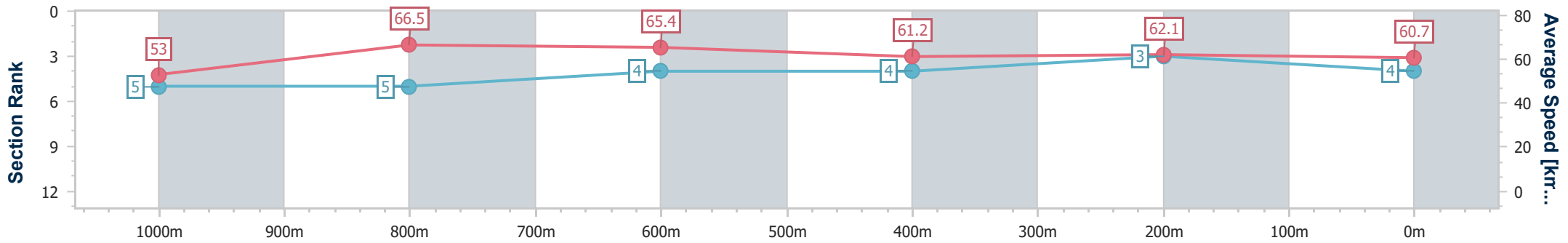
Horse/Jockey Name	Boyfriend Material
Final Rank	4
Fastest Section Time (Section)	0:10.88 (1000m)
Top Speed [km/h] (Section)	67.9 (1000m)
Race State	Finished



Mackay QLD Professional
 Race 3: Become a member MTC Maiden Handicap - 1200m
 26 November 2024 - 14:23
 Track Rating: Good 4, Weather: Fine, Rail Position: True



Section	Overall	1000m	800m	600m	400m	200m
Section Times	1:11.17 [4] (0:13.70)	0:57.47 [5] (0:10.88)	0:46.59 [5] (0:11.14)	0:35.45 [4] (0:11.87)	0:23.58 [4] (0:11.68)	0:11.90 [3] (0:11.90)
Average Speed [km/h]	53.0	66.5	65.4	61.2	62.1	60.7
Top Speed [km/h]	66.9	67.9	66.4	63.8	63.1	63.1
Avg. Dist. to Rail [m]	6.2	2.6	2.4	1.3	5.1	6.6
Avg. Stride Freq. [Hz]	2.3	2.3	2.3	2.2	2.3	2.3
Avg. Stride Length [m]	6.5	7.9	7.9	7.6	7.6	7.5



- [] Ranking at each section and finish
- .-.- No data available at this section
- NA No data available



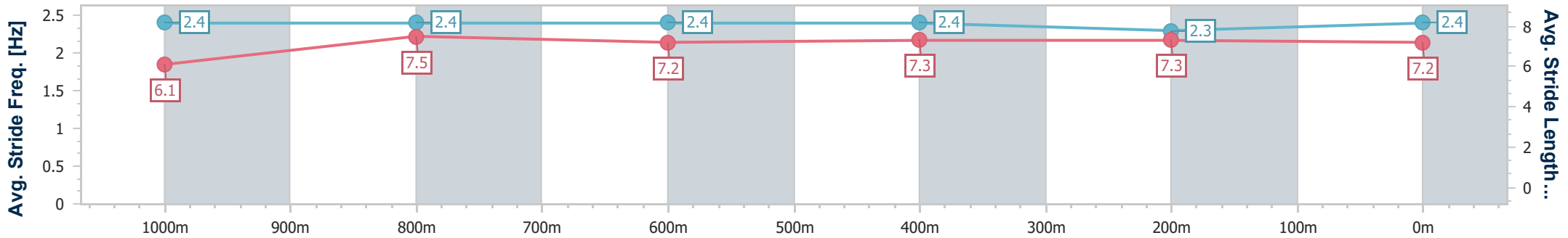
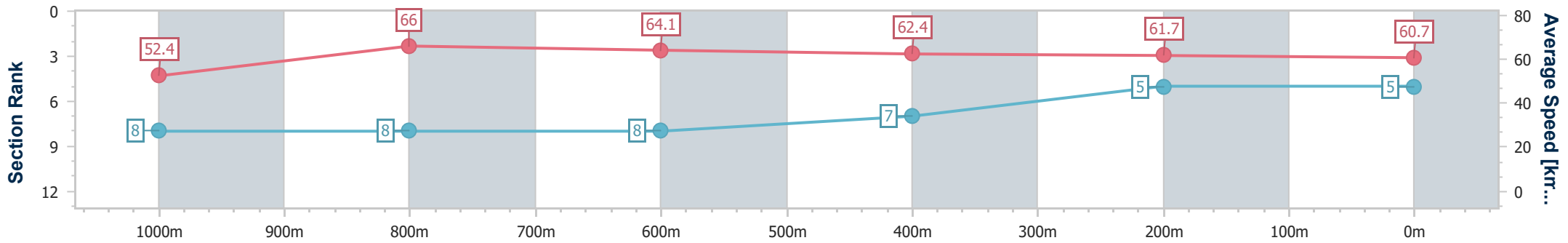
Horse/Jockey Name	I Swim I Win
Final Rank	5
Fastest Section Time (Section)	0:10.98 (1000m)
Top Speed [km/h] (Section)	67.7 (1000m)
Race State	Finished



Mackay QLD Professional
 Race 3: Become a member MTC Maiden Handicap - 1200m
 26 November 2024 - 14:23
 Track Rating: Good 4, Weather: Fine, Rail Position: True



Section	Overall	1000m	800m	600m	400m	200m
Section Times	1:11.47 [5] (0:13.77)	0:57.70 [8] (0:10.98)	0:46.72 [8] (0:11.32)	0:35.40 [8] (0:11.74)	0:23.66 [7] (0:11.80)	0:11.86 [5] (0:11.86)
Average Speed [km/h]	52.4	66.0	64.1	62.4	61.7	60.7
Top Speed [km/h]	67.7	67.7	65.2	63.5	62.7	62.2
Avg. Dist. to Rail [m]	2.6	1.8	2.0	2.8	5.4	7.0
Avg. Stride Freq. [Hz]	2.4	2.4	2.4	2.4	2.3	2.4
Avg. Stride Length [m]	6.1	7.5	7.2	7.3	7.3	7.2



- [] Ranking at each section and finish
- .-.- No data available at this section
- NA No data available



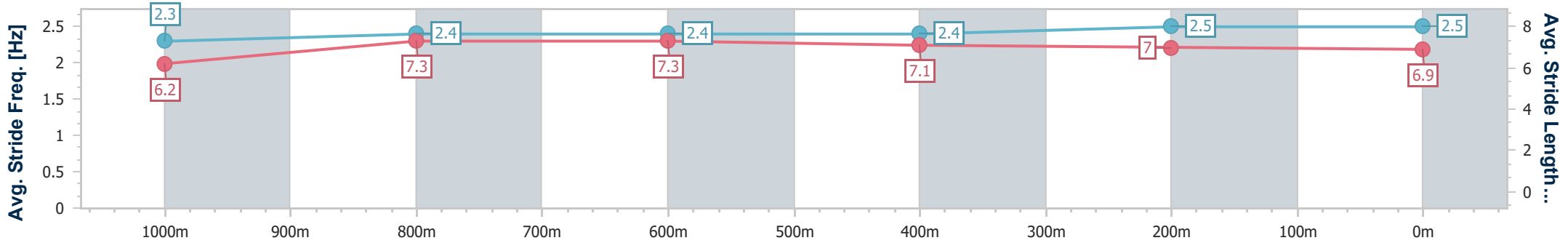
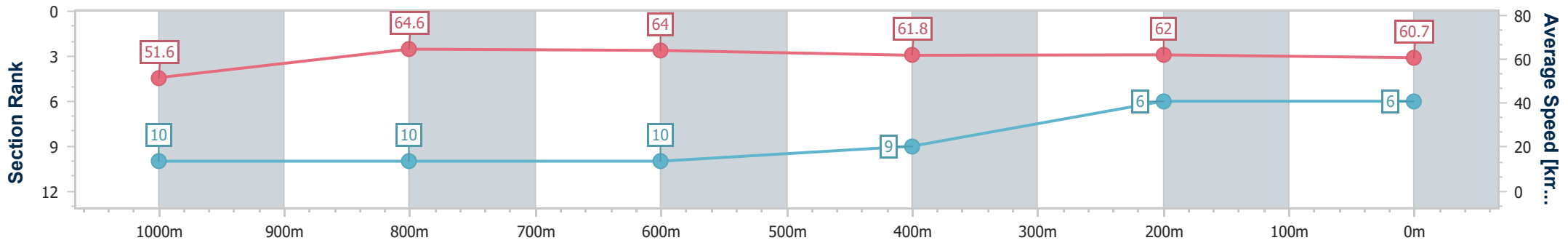
Horse/Jockey Name	Lady De Vega
Final Rank	6
Fastest Section Time (Section)	0:11.19 (1000m)
Top Speed [km/h] (Section)	67.7 (1000m)
Race State	Finished



Mackay QLD Professional
 Race 3: Become a member MTC Maiden Handicap - 1200m
 26 November 2024 - 14:23
 Track Rating: Good 4, Weather: Fine, Rail Position: True



Section	Overall	1000m	800m	600m	400m	200m
Section Times	1:11.55 [6] (0:14.05)	0:57.50 [10] (0:11.19)	0:46.31 [10] (0:11.28)	0:35.03 [10] (0:11.50)	0:23.53 [9] (0:11.62)	0:11.91 [6] (0:11.91)
Average Speed [km/h]	51.6	64.6	64.0	61.8	62.0	60.7
Top Speed [km/h]	64.7	67.7	65.0	63.7	63.5	63.2
Avg. Dist. to Rail [m]	4.2	1.7	1.9	2.0	2.6	4.5
Avg. Stride Freq. [Hz]	2.3	2.4	2.4	2.4	2.5	2.5
Avg. Stride Length [m]	6.2	7.3	7.3	7.1	7.0	6.9



- [] Ranking at each section and finish
- .-.- No data available at this section
- NA No data available



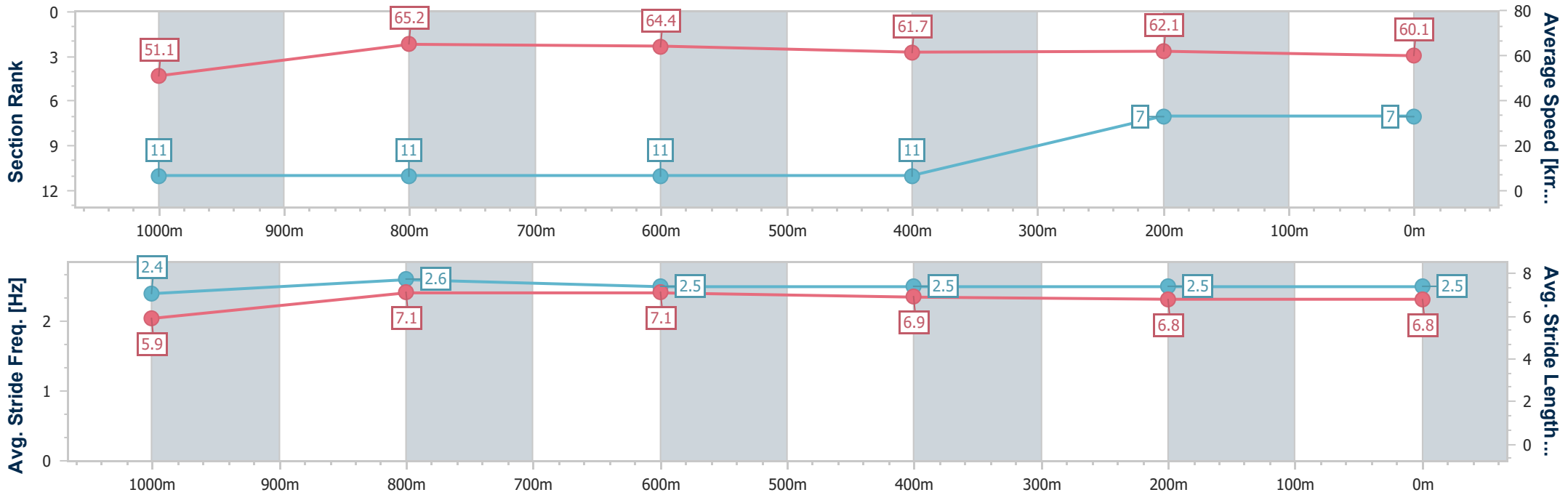
Horse/Jockey Name	Fruit Tingle
Final Rank	7
Fastest Section Time (Section)	0:11.12 (1000m)
Top Speed [km/h] (Section)	66.1 (1000m)
Race State	Finished



Mackay QLD Professional
 Race 3: Become a member MTC Maiden Handicap - 1200m
 26 November 2024 - 14:23
 Track Rating: Good 4, Weather: Fine, Rail Position: True



Section	Overall	1000m	800m	600m	400m	200m
Section Times	1:11.73 [7] (0:14.22)	0:57.51 [11] (0:11.12)	0:46.39 [11] (0:11.20)	0:35.19 [11] (0:11.60)	0:23.59 [11] (0:11.61)	0:11.98 [7] (0:11.98)
Average Speed [km/h]	51.1	65.2	64.4	61.7	62.1	60.1
Top Speed [km/h]	65.2	66.1	66.1	63.9	64.1	63.4
Avg. Dist. to Rail [m]	6.1	2.2	1.7	0.7	3.7	6.8
Avg. Stride Freq. [Hz]	2.4	2.6	2.5	2.5	2.5	2.5
Avg. Stride Length [m]	5.9	7.1	7.1	6.9	6.8	6.8



- [] Ranking at each section and finish
- .-.- No data available at this section
- NA No data available



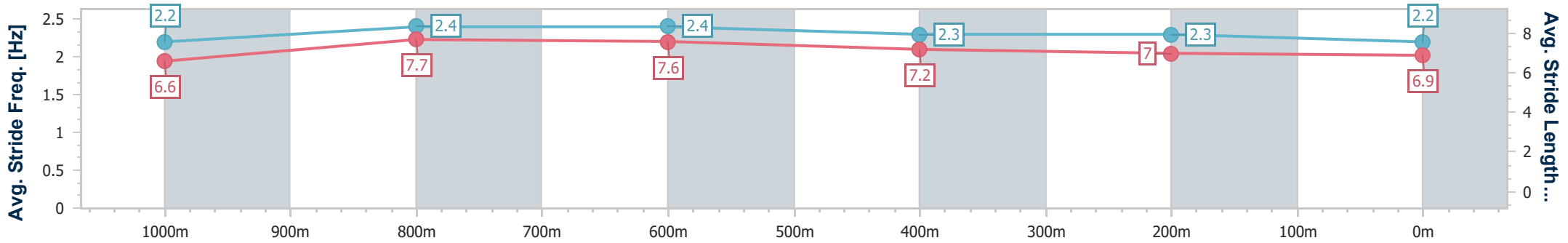
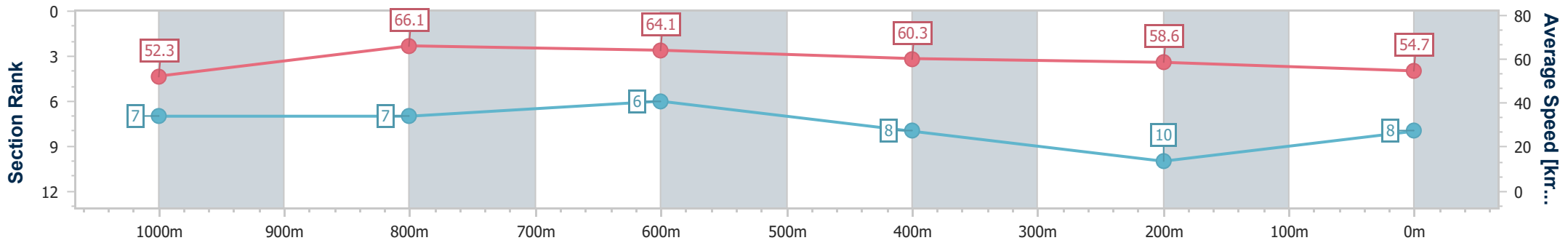
Horse/Jockey Name	Vinrosa
Final Rank	8
Fastest Section Time (Section)	0:10.94 (1000m)
Top Speed [km/h] (Section)	67.6 (1000m)
Race State	Finished



Mackay QLD Professional
 Race 3: Become a member MTC Maiden Handicap - 1200m
 26 November 2024 - 14:23
 Track Rating: Good 4, Weather: Fine, Rail Position: True



Section	Overall	1000m	800m	600m	400m	200m
Section Times	1:13.24 [8] (0:13.77)	0:59.47 [7] (0:10.94)	0:48.53 [7] (0:11.28)	0:37.25 [6] (0:11.85)	0:25.40 [8] (0:12.24)	0:13.16 [10] (0:13.16)
Average Speed [km/h]	52.3	66.1	64.1	60.3	58.6	54.7
Top Speed [km/h]	67.5	67.6	66.1	61.7	59.9	57.1
Avg. Dist. to Rail [m]	1.7	1.2	1.1	1.0	0.9	2.7
Avg. Stride Freq. [Hz]	2.2	2.4	2.4	2.3	2.3	2.2
Avg. Stride Length [m]	6.6	7.7	7.6	7.2	7.0	6.9



- [] Ranking at each section and finish
- .-.- No data available at this section
- NA No data available



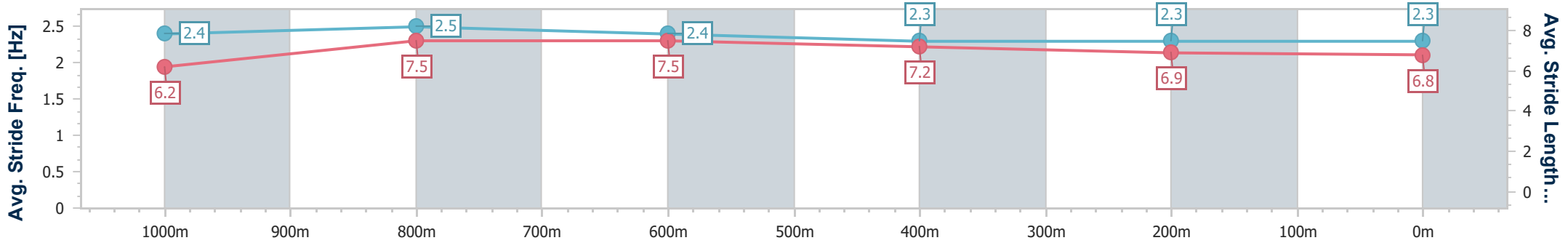
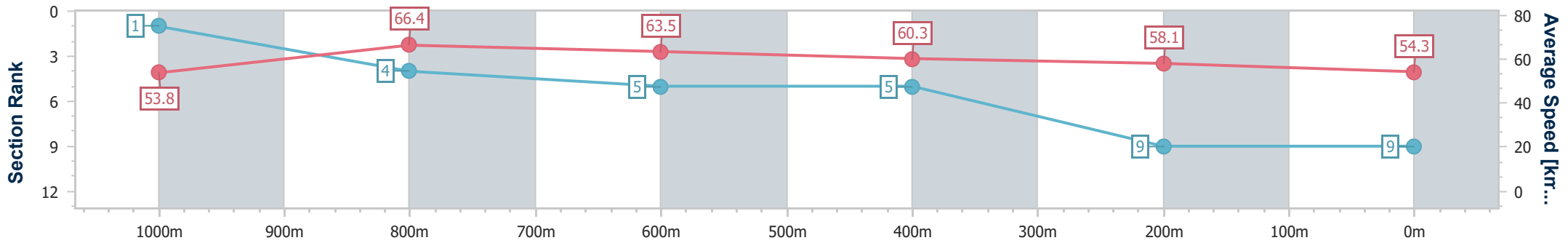
Horse/Jockey Name	Camillathechicken
Final Rank	9
Fastest Section Time (Section)	0:10.94 (1000m)
Top Speed [km/h] (Section)	68.0 (1000m)
Race State	Finished



Mackay QLD Professional
 Race 3: Become a member MTC Maiden Handicap - 1200m
 26 November 2024 - 14:23
 Track Rating: Good 4, Weather: Fine, Rail Position: True



Section	Overall	1000m	800m	600m	400m	200m
Section Times	1:13.32 [9] (0:13.44)	0:59.88 [1] (0:10.94)	0:48.94 [4] (0:11.38)	0:37.56 [5] (0:11.88)	0:25.68 [5] (0:12.39)	0:13.29 [9] (0:13.29)
Average Speed [km/h]	53.8	66.4	63.5	60.3	58.1	54.3
Top Speed [km/h]	67.9	68.0	65.8	62.3	59.0	56.9
Avg. Dist. to Rail [m]	4.0	2.6	2.5	0.8	1.2	3.3
Avg. Stride Freq. [Hz]	2.4	2.5	2.4	2.3	2.3	2.3
Avg. Stride Length [m]	6.2	7.5	7.5	7.2	6.9	6.8



- [] Ranking at each section and finish
- .-.- No data available at this section
- NA No data available



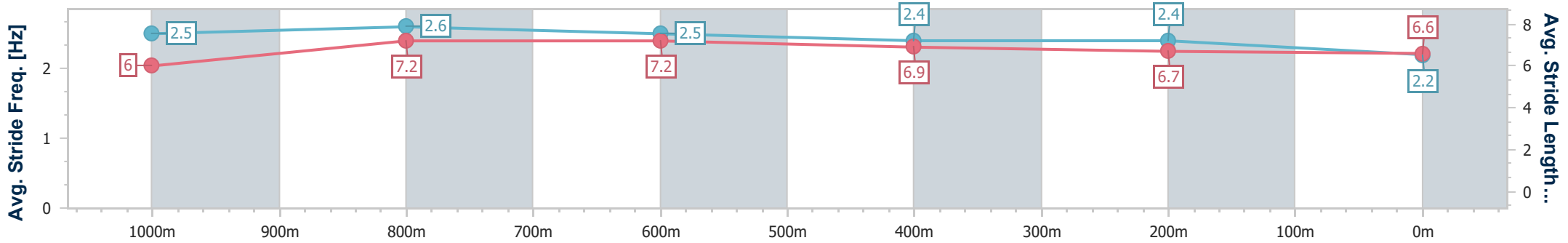
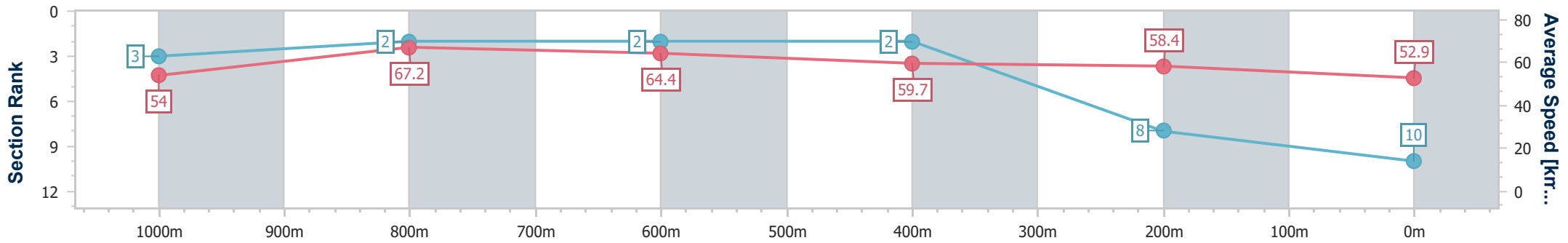
Horse/Jockey Name	Cluck
Final Rank	10
Fastest Section Time (Section)	0:10.80 (1000m)
Top Speed [km/h] (Section)	69.8 (1000m)
Race State	Finished



Mackay QLD Professional
 Race 3: Become a member MTC Maiden Handicap - 1200m
 26 November 2024 - 14:23
 Track Rating: Good 4, Weather: Fine, Rail Position: True



Section	Overall	1000m	800m	600m	400m	200m
Section Times	1:13.45 [10] (0:13.47)	0:59.98 [3] (0:10.80)	0:49.18 [2] (0:11.26)	0:37.92 [2] (0:11.94)	0:25.98 [2] (0:12.34)	0:13.64 [8] (0:13.64)
Average Speed [km/h]	54.0	67.2	64.4	59.7	58.4	52.9
Top Speed [km/h]	69.8	69.8	65.9	61.9	59.9	57.4
Avg. Dist. to Rail [m]	8.5	3.3	2.2	1.1	1.0	1.3
Avg. Stride Freq. [Hz]	2.5	2.6	2.5	2.4	2.4	2.2
Avg. Stride Length [m]	6.0	7.2	7.2	6.9	6.7	6.6



- [] Ranking at each section and finish
- .-.- No data available at this section
- NA No data available



Horse/Jockey Name	Lustrous Sins
Final Rank	11
Fastest Section Time (Section)	0:11.12 (1000m)
Top Speed [km/h] (Section)	66.9 (Overall)
Race State	Finished



Mackay QLD Professional

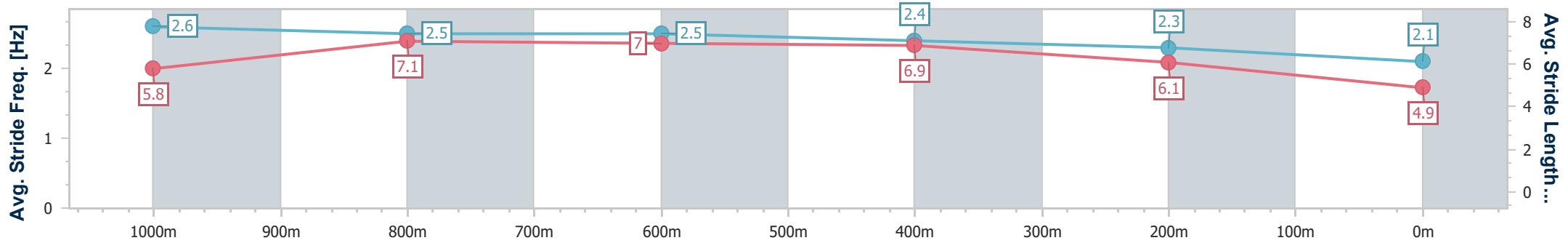
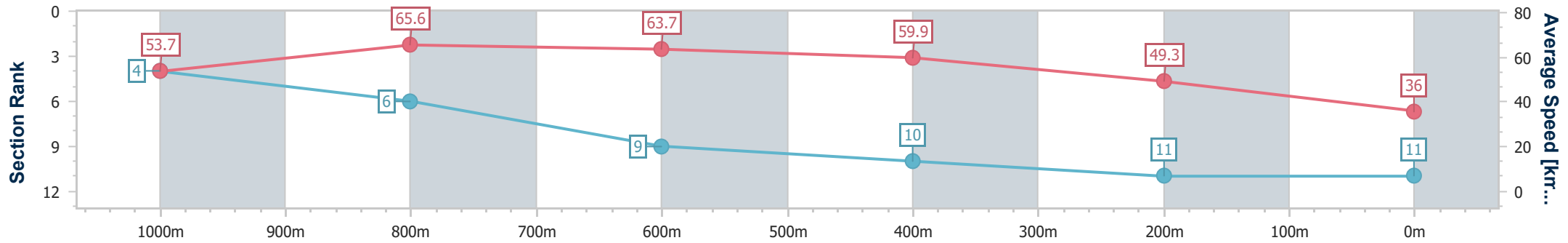
Race 3: Become a member MTC Maiden Handicap - 1200m

26 November 2024 - 14:23

Track Rating: Good 4, Weather: Fine, Rail Position: True



Section	Overall	1000m	800m	600m	400m	200m
Section Times	1:22.69 [11] (0:13.50)	1:09.19 [4] (0:11.12)	0:58.07 [6] (0:11.51)	0:46.56 [9] (0:11.99)	0:34.57 [10] (0:14.57)	0:20.00 [11] (0:20.00)
Average Speed [km/h]	53.7	65.6	63.7	59.9	49.3	36.0
Top Speed [km/h]	66.9	66.6	65.3	60.9	58.0	41.8
Avg. Dist. to Rail [m]	4.5	4.1	5.6	1.5	1.9	2.6
Avg. Stride Freq. [Hz]	2.6	2.5	2.5	2.4	2.3	2.1
Avg. Stride Length [m]	5.8	7.1	7.0	6.9	6.1	4.9



- [] Ranking at each section and finish
- .-.- No data available at this section
- NA No data available



Mackay QLD Professional

Race 4: Book for Christmas meeting Sat 14th Dec OPEN Handicap - 1300m

26 November 2024 - 14:56



MACKAY TURF CLUB
Ooralea Racecourse

Track Rating: Good 4, Weather: Fine, Rail Position: True

Section	Overall	1200m	1000m	800m	600m	400m	Last 600m						
Field Times	1:17.17 (0:08.00)	1:09.17 (0:11.70)	0:57.47 (0:11.77)	0:45.70 (0:11.64)	0:34.06 (0:11.27)	0:22.79 (0:11.07)	0:34.06						
Rank	TAB	Horse/Jockey	Barrier	Top Speed [km/h]	Fastest Section							Distance Travelled [m]	
1	5	LETMELETGO Justin Stanley	1	65.9 400m	0:08.02 Overall	1:17.17 [1] (0:08.02)	1:09.15 [2] (0:11.68)	0:57.47 [1] (0:11.77)	0:45.70 [1] (0:11.64)	0:34.06 [1] (0:11.29)	0:22.77 [2] (0:11.05)	0:34.06	
2	2	STAMPE Paul Hamblin	2	66.2 600m	0:08.00 Overall	1:17.19 [2] (0:08.00)	1:09.19 [1] (0:11.82)	0:57.37 [2] (0:11.78)	0:45.59 [2] (0:11.60)	0:33.99 [2] (0:11.18)	0:22.81 [1] (0:11.17)	0:33.99	-1
3	3	CASHIN' CHEX Warwick Satherley	5	65.5 400m	0:08.69 Overall	1:17.27 [3] (0:08.69)	1:08.58 [7] (0:11.72)	0:56.86 [7] (0:11.66)	0:45.20 [7] (0:11.64)	0:33.56 [6] (0:11.25)	0:22.31 [6] (0:11.09)	0:33.56	+0
4	8	CHICKERARTIE Jackson Murphy	7	65.5 400m	0:08.09 Overall	1:17.35 [4] (0:08.09)	1:09.26 [3] (0:11.91)	0:57.35 [3] (0:11.73)	0:45.62 [4] (0:11.70)	0:33.92 [5] (0:11.22)	0:22.70 [5] (0:11.04)	0:33.92	-3
5	4	BRAD Georgina Cartwright	3	66.0 400m	0:08.28 Overall	1:17.45 [5] (0:08.28)	1:09.17 [4] (0:11.78)	0:57.39 [4] (0:11.62)	0:45.77 [3] (0:11.68)	0:34.09 [4] (0:11.21)	0:22.88 [3] (0:11.17)	0:34.09	-1
6	6	THE DRILLER Leah Martyn	4	65.9 600m	0:08.32 Overall	1:17.61 [6] (0:08.32)	1:09.29 [5] (0:11.92)	0:57.37 [5] (0:11.79)	0:45.58 [6] (0:11.72)	0:33.86 [7] (0:11.30)	0:22.56 [7] (0:11.14)	0:33.86	+0
7	7	FANAAR Adam Sewell	6	66.5 800m	0:08.53 Overall	1:18.48 [7] (0:08.53)	1:09.95 [6] (0:11.78)	0:58.17 [6] (0:11.63)	0:46.54 [5] (0:11.28)	0:35.26 [3] (0:11.40)	0:23.86 [4] (0:11.63)	0:35.26	+5

Scratched: Flying Shamus (#9), Namazu (#1)



Mackay QLD Professional

Race 4: Book for Christmas meeting Sat 14th Dec OPEN Handicap - 1300m

26 November 2024 - 14:56



MACKAY TURF CLUB
Ooralea Racecourse

Track Rating: Good 4, Weather: Fine, Rail Position: True

Section							200m			Last 600m
Field Times							0:11.72			0:34.06
							(0:11.72)			
Rank	TAB	Horse/Jockey	Barrier	Top Speed [km/h]	Fastest Section	Margin				Distance Travelled [m]
1	5	LETMELETGO	1	65.9	0:08.02	0:11.72 [1]	1:17.17			0:34.06
		Justin Stanley		400m	Overall	(0:11.72)				
2	2	STAMPE	2	66.2	0:08.00	0:11.64 [2]	0.13L			0:33.99
		Paul Hamblin		600m	Overall	(0:11.64)				-1
3	3	CASHIN' CHEX	5	65.5	0:08.69	0:11.22 [5]	0.58L			0:33.56
		Warwick Satherley		400m	Overall	(0:11.22)				+0
4	8	CHICKERARTIE	7	65.5	0:08.09	0:11.66 [3]	1.06L			0:33.92
		Jackson Murphy		400m	Overall	(0:11.66)				-3
5	4	BRAD	3	66.0	0:08.28	0:11.71 [4]	1.67L			0:34.09
		Georgina Cartwright		400m	Overall	(0:11.71)				-1
6	6	THE DRILLER	4	65.9	0:08.32	0:11.42 [6]	2.6L			0:33.86
		Leah Martyn		600m	Overall	(0:11.42)				+0
7	7	FANAAR	6	66.5	0:08.53	0:12.23 [7]	7.69L			0:35.26
		Adam Sewell		800m	Overall	(0:12.23)				+5

Scratched: Flying Shamus (#9), Namazu (#1)



Horse/Jockey Name	Letmeletgo
Final Rank	1
Fastest Section Time (Section)	0:08.02 (Overall)
Top Speed [km/h] (Section)	65.9 (400m)
Race State	Finished



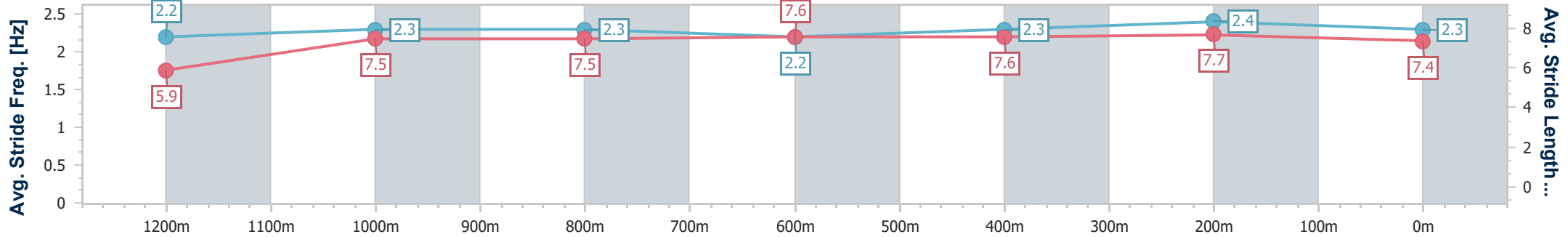
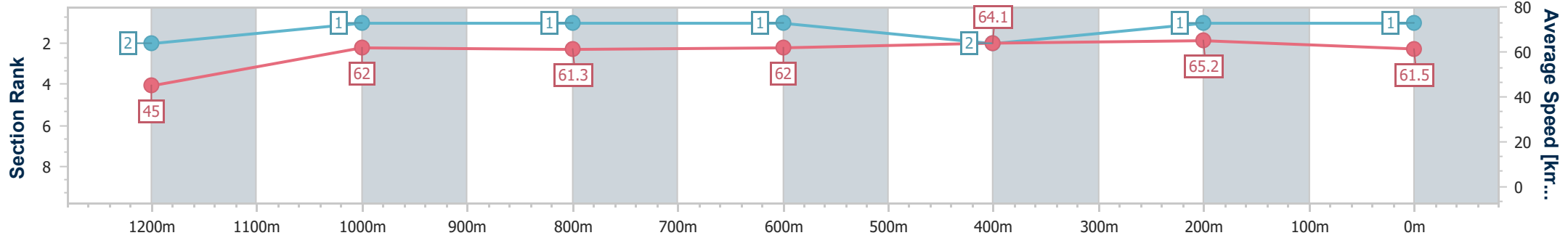
Mackay QLD Professional
Race 4: Book for Christmas meeting Sat 14th Dec OPEN
Handicap - 1300m



26 November 2024 - 14:56

Track Rating: Good 4, Weather: Fine, Rail Position: True

Section	Overall	1200m	1000m	800m	600m	400m	200m
Section Times	1:17.17 [1] (0:08.02)	1:09.15 [2] (0:11.68)	0:57.47 [1] (0:11.77)	0:45.70 [1] (0:11.64)	0:34.06 [1] (0:11.29)	0:22.77 [2] (0:11.05)	0:11.72 [1] (0:11.72)
Average Speed [km/h]	45.0	62.0	61.3	62.0	64.1	65.2	61.5
Top Speed [km/h]	58.4	63.3	62.1	63.2	64.8	65.9	64.9
Avg. Dist. to Rail [m]	7.0	2.1	1.3	1.1	0.6	1.9	2.3
Avg. Stride Freq. [Hz]	2.2	2.3	2.3	2.2	2.3	2.4	2.3
Avg. Stride Length [m]	5.9	7.5	7.5	7.6	7.6	7.7	7.4



- [] Ranking at each section and finish
- .-.- No data available at this section
- NA No data available



Horse/Jockey Name	Stampe
Final Rank	2
Fastest Section Time (Section)	0:08.00 (Overall)
Top Speed [km/h] (Section)	66.2 (600m)
Race State	Finished



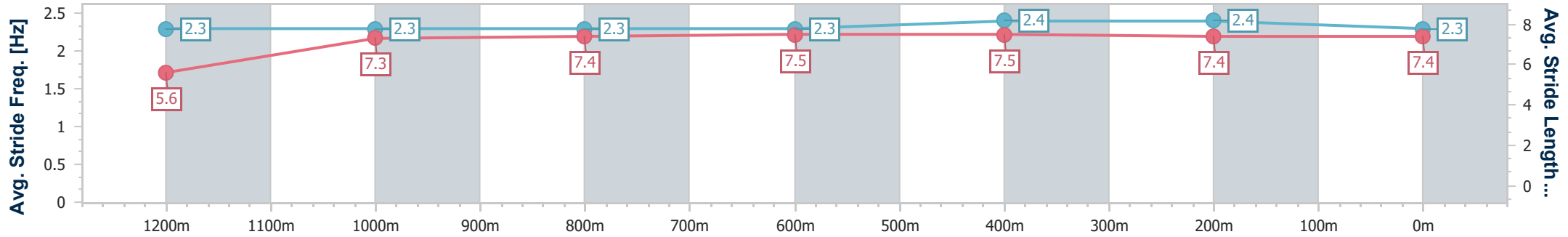
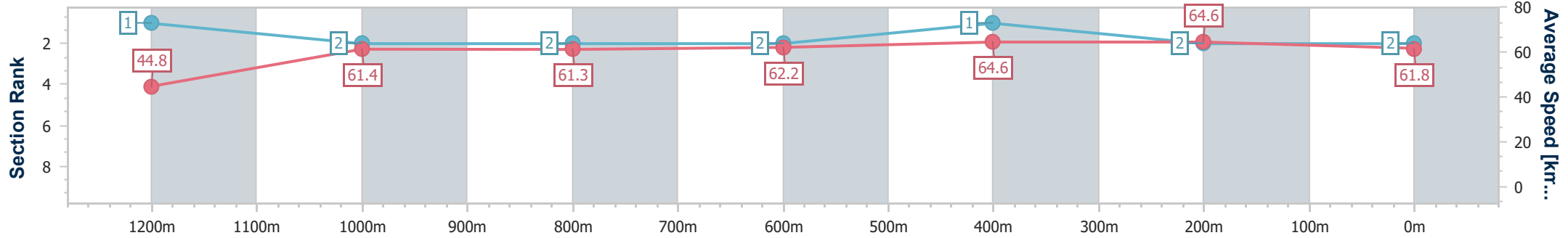
Mackay QLD Professional
Race 4: Book for Christmas meeting Sat 14th Dec OPEN
Handicap - 1300m



26 November 2024 - 14:56

Track Rating: Good 4, Weather: Fine, Rail Position: True

Section	Overall	1200m	1000m	800m	600m	400m	200m
Section Times	1:17.19 [2] (0:08.00)	1:09.19 [1] (0:11.82)	0:57.37 [2] (0:11.78)	0:45.59 [2] (0:11.60)	0:33.99 [2] (0:11.18)	0:22.81 [1] (0:11.17)	0:11.64 [2] (0:11.64)
Average Speed [km/h]	44.8	61.4	61.3	62.2	64.6	64.6	61.8
Top Speed [km/h]	58.8	62.4	62.2	64.3	66.2	65.9	64.4
Avg. Dist. to Rail [m]	7.8	2.9	1.9	1.6	0.5	2.2	2.6
Avg. Stride Freq. [Hz]	2.3	2.3	2.3	2.3	2.4	2.4	2.3
Avg. Stride Length [m]	5.6	7.3	7.4	7.5	7.5	7.4	7.4



- [] Ranking at each section and finish
- .-.- No data available at this section
- NA No data available



Horse/Jockey Name	Cashin' Chex
Final Rank	3
Fastest Section Time (Section)	0:08.69 (Overall)
Top Speed [km/h] (Section)	65.5 (400m)
Race State	Finished



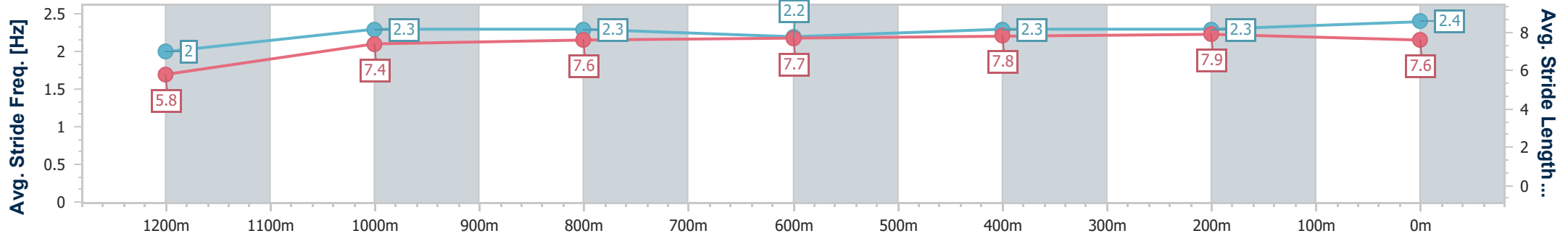
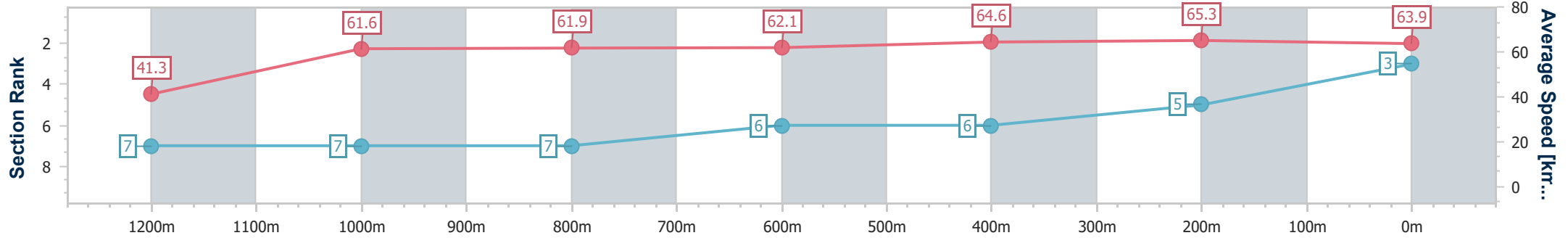
Mackay QLD Professional
 Race 4: Book for Christmas meeting Sat 14th Dec OPEN
 Handicap - 1300m



26 November 2024 - 14:56

Track Rating: Good 4, Weather: Fine, Rail Position: True

Section	Overall	1200m	1000m	800m	600m	400m	200m
Section Times	1:17.27 [3] (0:08.69)	1:08.58 [7] (0:11.72)	0:56.86 [7] (0:11.66)	0:45.20 [7] (0:11.64)	0:33.56 [6] (0:11.25)	0:22.31 [6] (0:11.09)	0:11.22 [5]
Average Speed [km/h]	41.3	61.6	61.9	62.1	64.6	65.3	63.9
Top Speed [km/h]	58.2	63.4	63.1	63.3	65.5	65.5	65.1
Avg. Dist. to Rail [m]	9.1	2.4	1.3	1.2	1.2	2.5	5.3
Avg. Stride Freq. [Hz]	2.0	2.3	2.3	2.2	2.3	2.3	2.4
Avg. Stride Length [m]	5.8	7.4	7.6	7.7	7.8	7.9	7.6



- [] Ranking at each section and finish
- .-.- No data available at this section
- NA No data available



Horse/Jockey Name	Chickerartie
Final Rank	4
Fastest Section Time (Section)	0:08.09 (Overall)
Top Speed [km/h] (Section)	65.5 (400m)
Race State	Finished



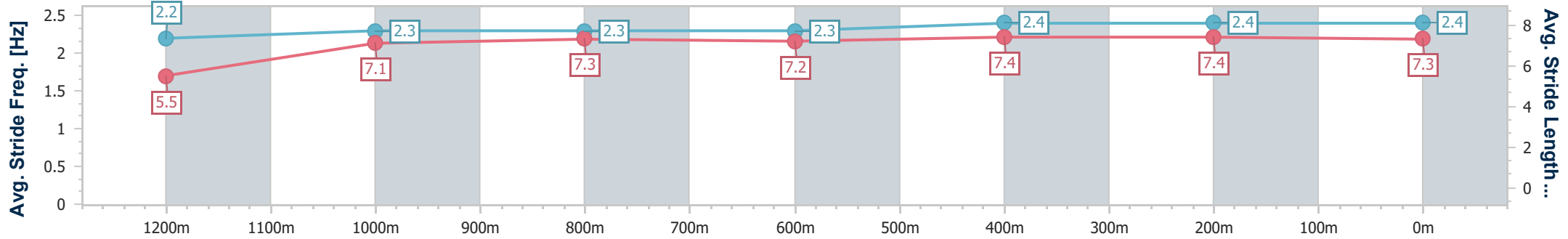
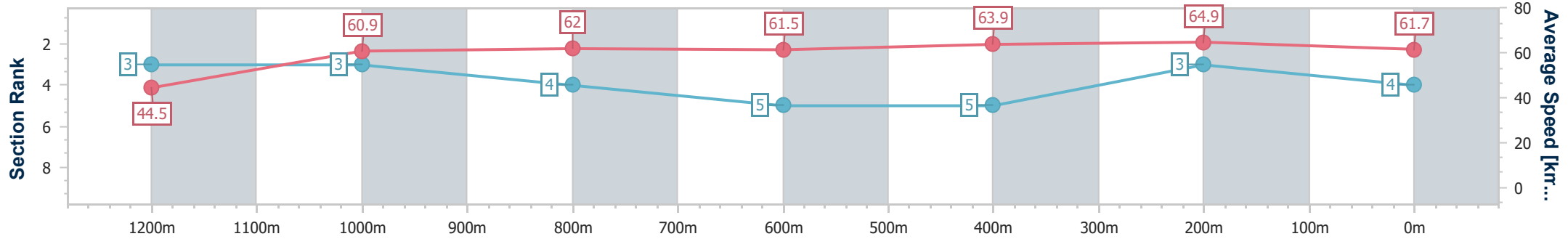
Mackay QLD Professional
Race 4: Book for Christmas meeting Sat 14th Dec OPEN
Handicap - 1300m



26 November 2024 - 14:56

Track Rating: Good 4, Weather: Fine, Rail Position: True

Section	Overall	1200m	1000m	800m	600m	400m	200m
Section Times	1:17.35 [4] (0:08.09)	1:09.26 [3] (0:11.91)	0:57.35 [3] (0:11.73)	0:45.62 [4] (0:11.70)	0:33.92 [5] (0:11.22)	0:22.70 [5] (0:11.04)	0:11.66 [3] (0:11.66)
Average Speed [km/h]	44.5	60.9	62.0	61.5	63.9	64.9	61.7
Top Speed [km/h]	58.6	62.7	62.8	62.8	64.3	65.5	64.6
Avg. Dist. to Rail [m]	11.7	3.4	2.1	1.2	0.5	1.3	0.6
Avg. Stride Freq. [Hz]	2.2	2.3	2.3	2.3	2.4	2.4	2.4
Avg. Stride Length [m]	5.5	7.1	7.3	7.2	7.4	7.4	7.3



- [] Ranking at each section and finish
- .-.- No data available at this section
- NA No data available



Horse/Jockey Name	Brad
Final Rank	5
Fastest Section Time (Section)	0:08.28 (Overall)
Top Speed [km/h] (Section)	66.0 (400m)
Race State	Finished



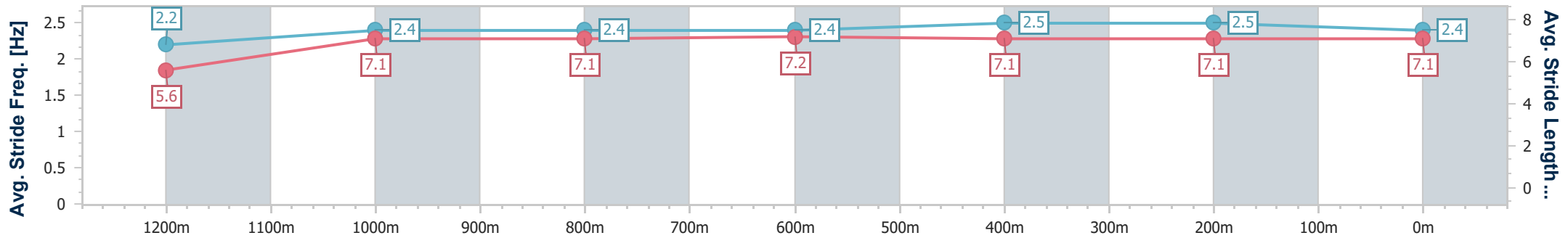
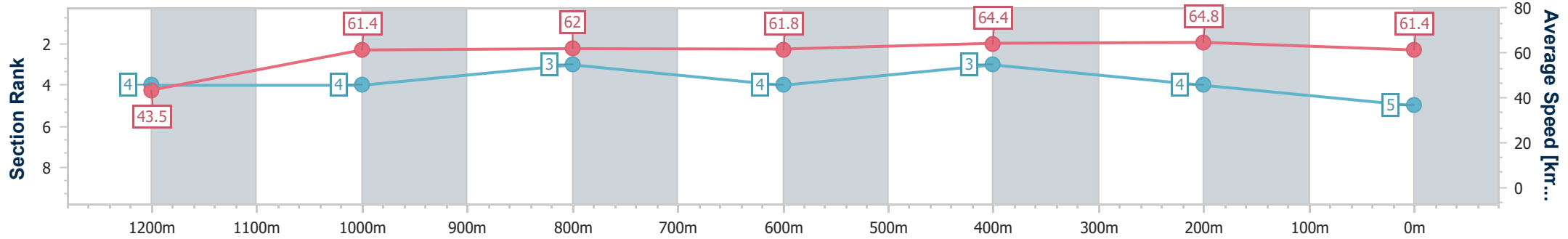
Mackay QLD Professional
 Race 4: Book for Christmas meeting Sat 14th Dec OPEN
 Handicap - 1300m



26 November 2024 - 14:56

Track Rating: Good 4, Weather: Fine, Rail Position: True

Section	Overall	1200m	1000m	800m	600m	400m	200m
Section Times	1:17.45 [5] (0:08.28)	1:09.17 [4] (0:11.78)	0:57.39 [4] (0:11.62)	0:45.77 [3] (0:11.68)	0:34.09 [4] (0:11.21)	0:22.88 [3] (0:11.17)	0:11.71 [4]
Average Speed [km/h]	43.5	61.4	62.0	61.8	64.4	64.8	61.4
Top Speed [km/h]	57.1	62.6	62.9	62.8	64.9	66.0	63.9
Avg. Dist. to Rail [m]	8.5	2.5	1.1	1.0	0.4	1.8	2.1
Avg. Stride Freq. [Hz]	2.2	2.4	2.4	2.4	2.5	2.5	2.4
Avg. Stride Length [m]	5.6	7.1	7.1	7.2	7.1	7.1	7.1



- [] Ranking at each section and finish
- .-.- No data available at this section
- NA No data available



Horse/Jockey Name	The Driller
Final Rank	6
Fastest Section Time (Section)	0:08.32 (Overall)
Top Speed [km/h] (Section)	65.9 (600m)
Race State	Finished



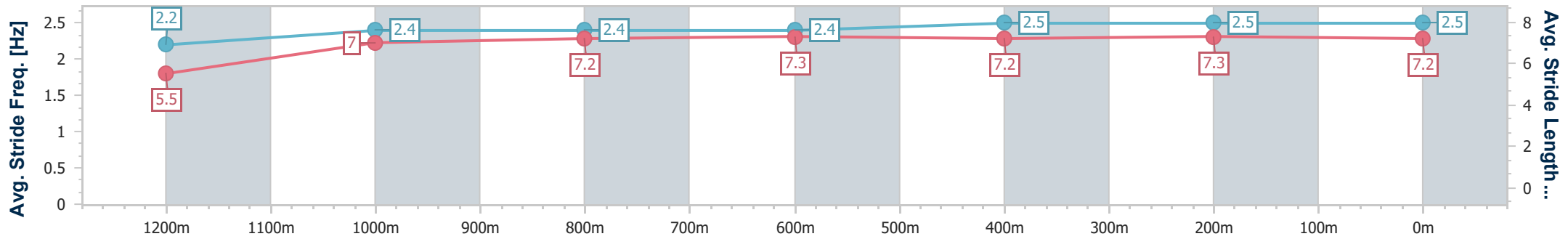
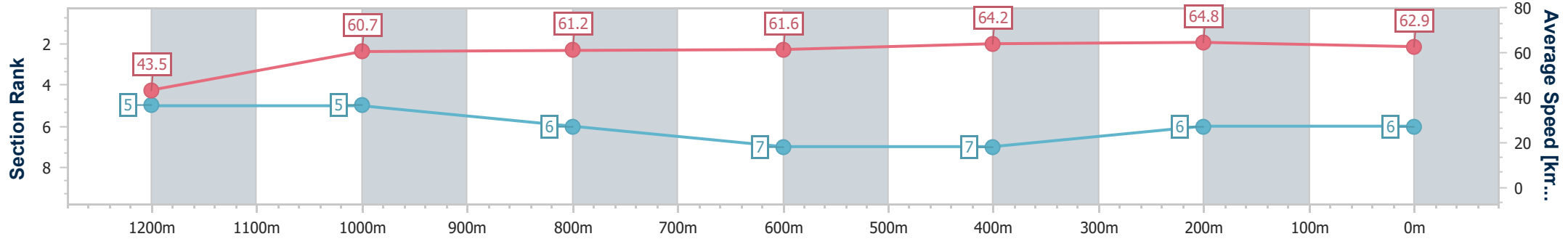
Mackay QLD Professional
 Race 4: Book for Christmas meeting Sat 14th Dec OPEN
 Handicap - 1300m



26 November 2024 - 14:56

Track Rating: Good 4, Weather: Fine, Rail Position: True

Section	Overall	1200m	1000m	800m	600m	400m	200m
Section Times	1:17.61 [6] (0:08.32)	1:09.29 [5] (0:11.92)	0:57.37 [5] (0:11.79)	0:45.58 [6] (0:11.72)	0:33.86 [7] (0:11.30)	0:22.56 [7] (0:11.14)	0:11.42 [6] (0:11.42)
Average Speed [km/h]	43.5	60.7	61.2	61.6	64.2	64.8	62.9
Top Speed [km/h]	57.4	61.8	62.0	63.4	65.9	65.7	65.0
Avg. Dist. to Rail [m]	9.5	2.7	1.2	0.6	1.2	2.5	5.5
Avg. Stride Freq. [Hz]	2.2	2.4	2.4	2.4	2.5	2.5	2.5
Avg. Stride Length [m]	5.5	7.0	7.2	7.3	7.2	7.3	7.2



- [] Ranking at each section and finish
- .-.- No data available at this section
- NA No data available



Horse/Jockey Name	Fanaar
Final Rank	7
Fastest Section Time (Section)	0:08.53 (Overall)
Top Speed [km/h] (Section)	66.5 (800m)
Race State	Finished



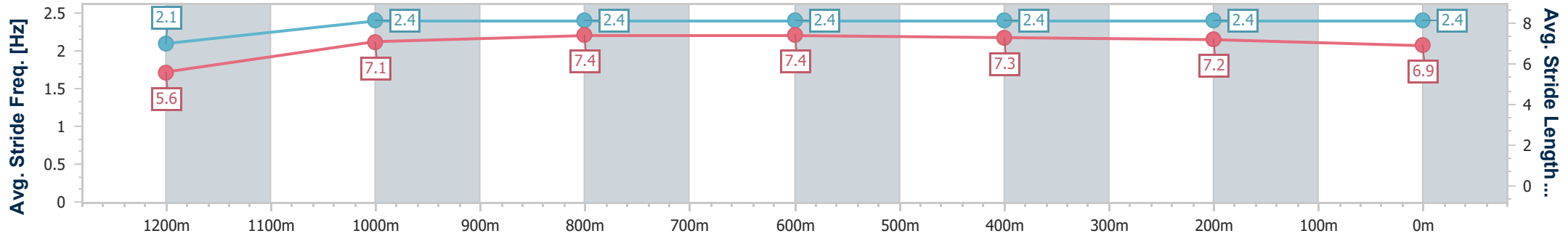
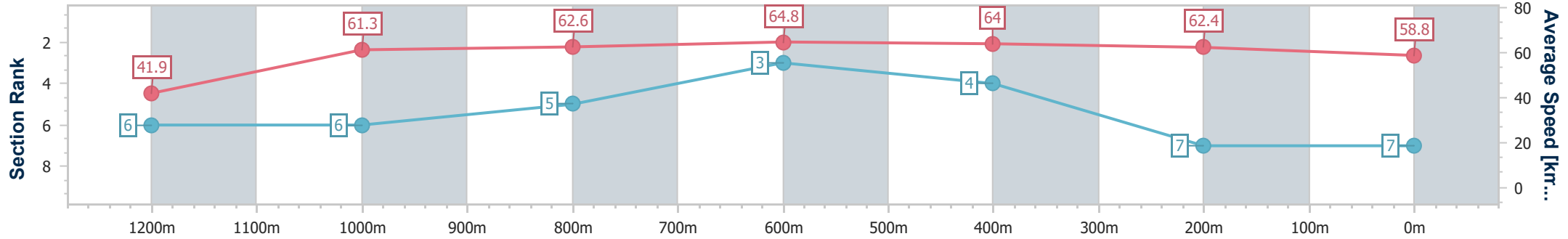
Mackay QLD Professional
 Race 4: Book for Christmas meeting Sat 14th Dec OPEN
 Handicap - 1300m



26 November 2024 - 14:56

Track Rating: Good 4, Weather: Fine, Rail Position: True

Section	Overall	1200m	1000m	800m	600m	400m	200m
Section Times	1:18.48 [7] (0:08.53)	1:09.95 [6] (0:11.78)	0:58.17 [6] (0:11.63)	0:46.54 [5] (0:11.28)	0:35.26 [3] (0:11.40)	0:23.86 [4] (0:11.63)	0:12.23 [7] (0:12.23)
Average Speed [km/h]	41.9	61.3	62.6	64.8	64.0	62.4	58.8
Top Speed [km/h]	56.6	62.9	63.8	66.5	65.7	62.9	61.1
Avg. Dist. to Rail [m]	10.5	3.9	3.4	4.2	1.9	3.6	4.6
Avg. Stride Freq. [Hz]	2.1	2.4	2.4	2.4	2.4	2.4	2.4
Avg. Stride Length [m]	5.6	7.1	7.4	7.4	7.3	7.2	6.9



- [] Ranking at each section and finish
- .-.- No data available at this section
- NA No data available

Mackay QLD Professional

Race 5: Ladbrokes Own Spring 0 - 65 Handicap - 1300m

26 November 2024 - 15:37

Track Rating: Good 4, Weather: Fine, Rail Position: True

Section		Field Times											
Overall	1200m	1000m	800m	600m	400m	Last 600m							
1:16.42 (0:07.86)	1:08.56 (0:11.12)	0:57.44 (0:10.76)	0:46.68 (0:11.27)	0:35.41 (0:11.71)	0:23.70 (0:11.56)	0:35.41							
Rank	TAB	Horse/Jockey	Barrier	Top Speed [km/h]	Fastest Section	Overall	1200m	1000m	800m	600m	400m	Last 600m	Distance Travelled [m]
1	1	EARLY FUSION McKenzie Apel	9	67.4 1200m	0:08.00 Overall	1:16.42 [1] (0:08.00)	1:08.42 [2] (0:11.07)	0:57.35 [3] (0:11.06)	0:46.29 [3] (0:11.33)	0:34.96 [4] (0:11.48)	0:23.48 [3] (0:11.39)	0:34.96	
2	3	NONDISCLOSURE Warwick Satherley	7	68.4 1000m	0:08.06 Overall	1:16.46 [2] (0:08.06)	1:08.40 [3] (0:10.92)	0:57.48 [1] (0:10.76)	0:46.72 [1] (0:11.27)	0:35.45 [1] (0:11.71)	0:23.73 [2] (0:11.56)	0:35.48	-1
3	5	BRASCO Jackson Murphy	2	67.0 600m	0:08.19 Overall	1:16.47 [3] (0:08.19)	1:08.28 [7] (0:11.34)	0:56.94 [8] (0:11.32)	0:45.62 [8] (0:11.19)	0:34.43 [8] (0:11.04)	0:23.39 [5] (0:11.39)	0:34.43	-3
4	4	TRICKETEER Leah Martyn	4	68.4 1000m	0:07.86 Overall	1:16.64 [4] (0:07.86)	1:08.78 [1] (0:11.15)	0:57.63 [2] (0:10.84)	0:46.79 [2] (0:11.28)	0:35.51 [2] (0:11.59)	0:23.92 [1] (0:11.56)	0:35.51	+0
5	6	TOW THE LINE Michael Murphy	11	66.9 1200m	0:08.08 Overall	1:16.85 [5] (0:08.08)	1:08.77 [4] (0:11.07)	0:57.70 [4] (0:11.16)	0:46.54 [4] (0:11.10)	0:35.44 [3] (0:11.53)	0:23.91 [4] (0:11.74)	0:35.44	+4
6	8	AIDENABET Georgina Cartwright	5	66.1 1200m	0:08.11 Overall	1:17.24 [6] (0:08.11)	1:09.13 [5] (0:11.19)	0:57.94 [5] (0:11.15)	0:46.79 [5] (0:11.19)	0:35.60 [5] (0:11.45)	0:24.15 [6] (0:11.65)	0:35.60	+4
7	2	THE PUNISHER Jason Missen	6	66.1 1200m	0:08.27 Overall	1:17.43 [7] (0:08.27)	1:09.16 [9] (0:11.21)	0:57.95 [7] (0:11.21)	0:46.74 [7] (0:11.13)	0:35.61 [6] (0:11.37)	0:24.24 [7] (0:11.78)	0:35.61	+5
8	11	BROMES Justin Stanley	1	66.0 1200m	0:08.14 Overall	1:17.62 [8] (0:08.14)	1:09.48 [6] (0:11.32)	0:58.16 [6] (0:11.18)	0:46.98 [6] (0:11.27)	0:35.71 [7] (0:11.38)	0:24.33 [8] (0:11.67)	0:35.71	-4
9	10	MICROWAVE JENNY Nathan Thomas	10	66.0 1000m	0:08.26 Overall	1:17.65 [9] (0:08.26)	1:09.39 [8] (0:11.52)	0:57.87 [9] (0:11.33)	0:46.54 [9] (0:11.42)	0:35.12 [9] (0:11.45)	0:23.67 [10] (0:11.57)	0:35.12	+0
10	9	QUEENSLANDER Pietro Romeo	8	65.6 1200m	0:08.39 Overall	1:17.81 [10] (0:08.39)	1:09.42 [10] (0:11.45)	0:57.97 [10] (0:11.34)	0:46.63 [10] (0:11.35)	0:35.28 [10] (0:11.41)	0:23.87 [9] (0:11.64)	0:35.28	+4



Mackay QLD Professional
Race 5: Ladbrokes Own Spring 0 - 65 Handicap - 1300m
26 November 2024 - 15:37



MACKAY TURF CLUB
 Ooralea Racecourse

Track Rating: Good 4, Weather: Fine, Rail Position: True

Section	Overall	1200m	1000m	800m	600m	400m	Last 600m
Field Times	1:16.42 (0:07.86)	1:08.56 (0:11.12)	0:57.44 (0:10.76)	0:46.68 (0:11.27)	0:35.41 (0:11.71)	0:23.70 (0:11.56)	0:35.41

Rank	TAB	Horse/Jockey	Barrier	Top Speed [km/h]	Fastest Section	Overall	1200m	1000m	800m	600m	400m	Last 600m	Distance Travelled [m]
11	7	DIASONIC	3	65.8	0:08.47	1:19.11 [11]	1:10.64 [11]	0:59.04 [11]	0:47.84 [11]	0:36.52 [11]	0:24.99 [11]	0:36.52	-2
		Isabel Jessop		1200m	Overall	(0:08.47)	(0:11.60)	(0:11.20)	(0:11.32)	(0:11.53)	(0:11.96)		



Mackay QLD Professional

Race 5: Ladbrokes Own Spring 0 - 65 Handicap - 1300m

26 November 2024 - 15:37



Track Rating: Good 4, Weather: Fine, Rail Position: True

Section				200m				Last 600m	
Field Times				0:12.14 (0:12.14)				0:35.41	
Rank	TAB	Horse/Jockey	Barrier	Top Speed [km/h]	Fastest Section	Margin			Distance Travelled [m]
1	1	EARLY FUSION McKenzie Apel	9	67.4 1200m	0:08.00 Overall	0:12.09 [3] (0:12.09)	1:16.42		0:34.96
2	3	NONDISCLOSURE Warwick Satherley	7	68.4 1000m	0:08.06 Overall	0:12.17 [2] (0:12.21)	0.23L		0:35.48 -1
3	5	BRASCO Jackson Murphy	2	67.0 600m	0:08.19 Overall	0:12.00 [4] (0:12.00)	0.31L		0:34.43 -3
4	4	TRICKETEER Leah Martyn	4	68.4 1000m	0:07.86 Overall	0:12.36 [1] (0:12.36)	1.29L		0:35.51 +0
5	6	TOW THE LINE Michael Murphy	11	66.9 1200m	0:08.08 Overall	0:12.17 [5] (0:12.17)	2.54L		0:35.44 +4
6	8	AIDENABET Georgina Cartwright	5	66.1 1200m	0:08.11 Overall	0:12.50 [6] (0:12.50)	4.82L		0:35.60 +4
7	2	THE PUNISHER Jason Missen	6	66.1 1200m	0:08.27 Overall	0:12.46 [8] (0:12.46)	5.94L		0:35.61 +5
8	11	BROMES Justin Stanley	1	66.0 1200m	0:08.14 Overall	0:12.66 [7] (0:12.66)	7.07L		0:35.71 -4
9	10	MICROWAVE JENNY Nathan Thomas	10	66.0 1000m	0:08.26 Overall	0:12.10 [9] (0:12.10)	7.22L		0:35.12 +0
10	9	QUEENSLANDER Pietro Romeo	8	65.6 1200m	0:08.39 Overall	0:12.23 [10] (0:12.23)	8.19L		0:35.28 +4



Mackay QLD Professional
Race 5: Ladbrokes Own Spring 0 - 65 Handicap - 1300m
26 November 2024 - 15:37



MACKAY TURF CLUB
 Ooralea Racecourse

Track Rating: Good 4, Weather: Fine, Rail Position: True

Section		200m		Last 600m		
Field Times		0:12.14 (0:12.14)		0:35.41		
Rank	TAB Horse/Jockey	Barrier	Top Speed [km/h]	Fastest Section	Margin	Distance Travelled [m]
11	7 DIASONIC	3	65.8	0:08.47	0:13.03 [11]	15.79L
	Isabel Jessop		1200m	Overall	(0:13.03)	
						0:36.52 -2

[] Ranking at each section and finish
 -:-:- No data available at this section
 NA No data available

SCN Saddle cloth number
 DNF Did not finish
 DNT Did not track



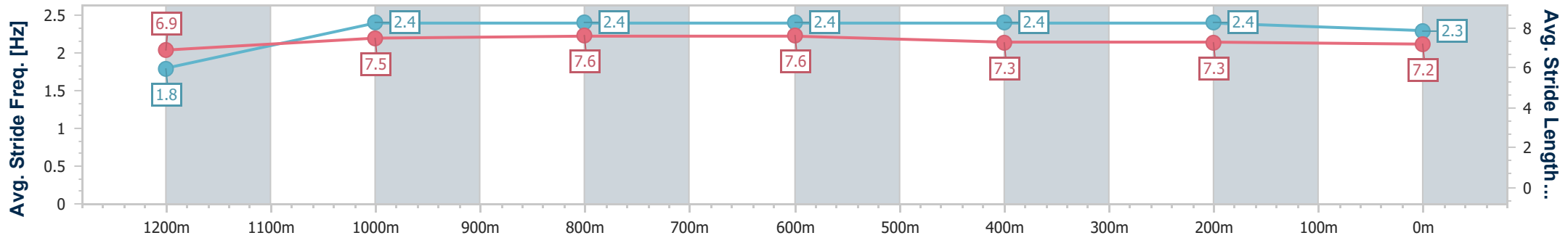
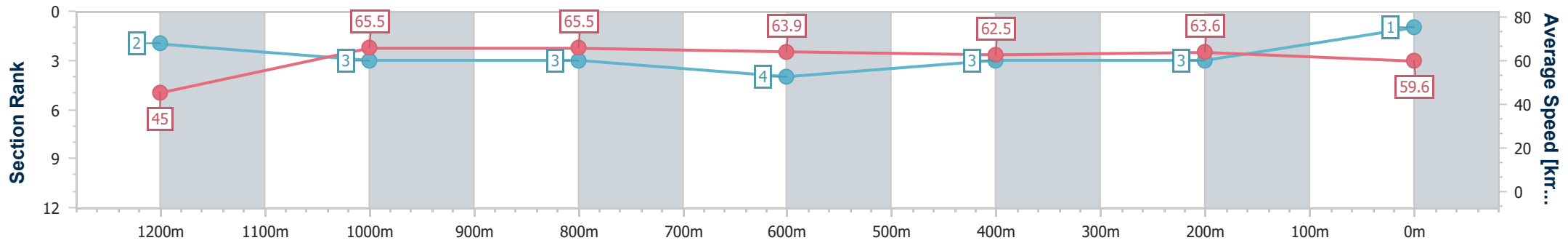
Horse/Jockey Name	Early Fusion
Final Rank	1
Fastest Section Time (Section)	0:08.00 (Overall)
Top Speed [km/h] (Section)	67.4 (1200m)
Race State	Finished



Mackay QLD Professional
 Race 5: Ladbrokes Own Spring 0 - 65 Handicap - 1300m
 26 November 2024 - 15:37
 Track Rating: Good 4, Weather: Fine, Rail Position: True



Section	Overall	1200m	1000m	800m	600m	400m	200m
Section Times	1:16.42 [1] (0:08.00)	1:08.42 [2] (0:11.07)	0:57.35 [3] (0:11.06)	0:46.29 [3] (0:11.33)	0:34.96 [4] (0:11.48)	0:23.48 [3] (0:11.39)	0:12.09 [3] (0:12.09)
Average Speed [km/h]	45.0	65.5	65.5	63.9	62.5	63.6	59.6
Top Speed [km/h]	60.5	67.4	67.0	65.5	63.5	64.8	64.1
Avg. Dist. to Rail [m]	12.3	2.7	2.8	1.5	0.7	3.3	4.5
Avg. Stride Freq. [Hz]	1.8	2.4	2.4	2.4	2.4	2.4	2.3
Avg. Stride Length [m]	6.9	7.5	7.6	7.6	7.3	7.3	7.2



- [] Ranking at each section and finish
- .-.- No data available at this section
- NA No data available



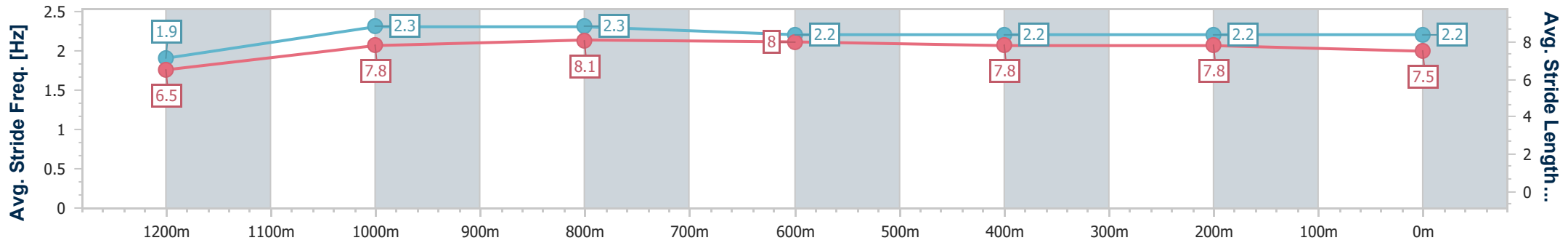
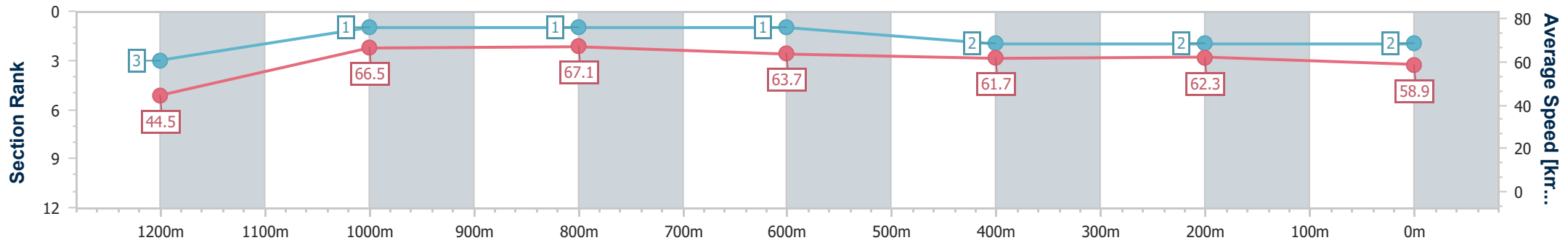
Horse/Jockey Name	Nondisclosure
Final Rank	2
Fastest Section Time (Section)	0:08.06 (Overall)
Top Speed [km/h] (Section)	68.4 (1000m)
Race State	Finished



Mackay QLD Professional
 Race 5: Ladbrokes Own Spring 0 - 65 Handicap - 1300m
 26 November 2024 - 15:37
 Track Rating: Good 4, Weather: Fine, Rail Position: True



Section	Overall	1200m	1000m	800m	600m	400m	200m
Section Times	1:16.46 [2] (0:08.06)	1:08.40 [3] (0:10.92)	0:57.48 [1] (0:10.76)	0:46.72 [1] (0:11.27)	0:35.45 [1] (0:11.71)	0:23.73 [2] (0:11.56)	0:12.17 [2] (0:12.21)
Average Speed [km/h]	44.5	66.5	67.1	63.7	61.7	62.3	58.9
Top Speed [km/h]	62.6	68.4	68.4	64.9	62.4	63.0	61.2
Avg. Dist. to Rail [m]	10.9	2.5	0.9	0.7	0.6	1.4	2.3
Avg. Stride Freq. [Hz]	1.9	2.3	2.3	2.2	2.2	2.2	2.2
Avg. Stride Length [m]	6.5	7.8	8.1	8.0	7.8	7.8	7.5



- [] Ranking at each section and finish
- .-.- No data available at this section
- NA No data available



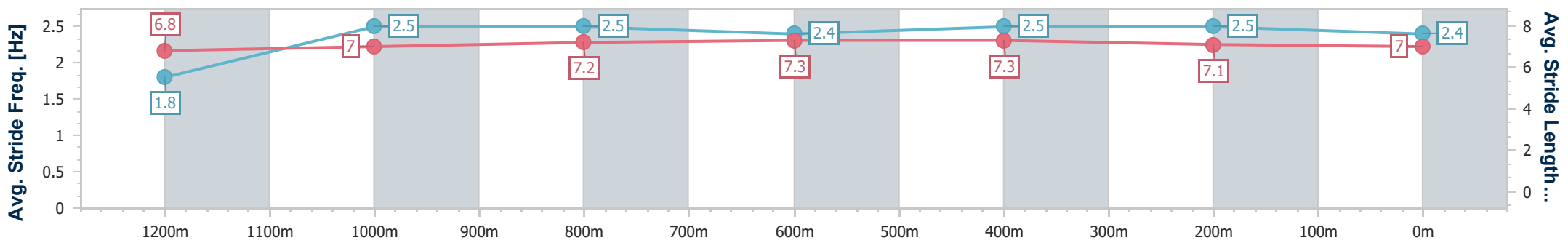
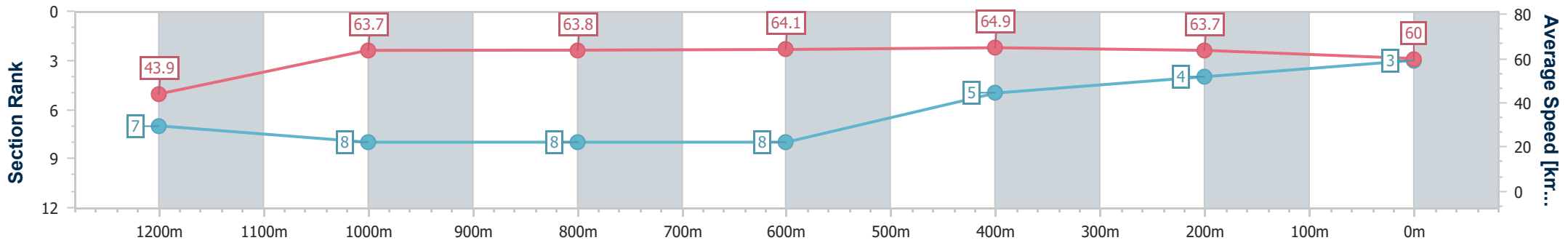
Horse/Jockey Name	Brasco
Final Rank	3
Fastest Section Time (Section)	0:08.19 (Overall)
Top Speed [km/h] (Section)	67.0 (600m)
Race State	Finished



Mackay QLD Professional
 Race 5: Ladbrokes Own Spring 0 - 65 Handicap - 1300m
 26 November 2024 - 15:37
 Track Rating: Good 4, Weather: Fine, Rail Position: True



Section	Overall	1200m	1000m	800m	600m	400m	200m
Section Times	1:16.47 [3] (0:08.19)	1:08.28 [7] (0:11.34)	0:56.94 [8] (0:11.32)	0:45.62 [8] (0:11.19)	0:34.43 [8] (0:11.04)	0:23.39 [5] (0:11.39)	0:12.00 [4] (0:12.00)
Average Speed [km/h]	43.9	63.7	63.8	64.1	64.9	63.7	60.0
Top Speed [km/h]	57.6	66.1	64.8	65.1	67.0	64.8	62.0
Avg. Dist. to Rail [m]	6.7	1.2	0.3	1.1	2.1	3.0	5.9
Avg. Stride Freq. [Hz]	1.8	2.5	2.5	2.4	2.5	2.5	2.4
Avg. Stride Length [m]	6.8	7.0	7.2	7.3	7.3	7.1	7.0



- [] Ranking at each section and finish
- .-.- No data available at this section
- NA No data available



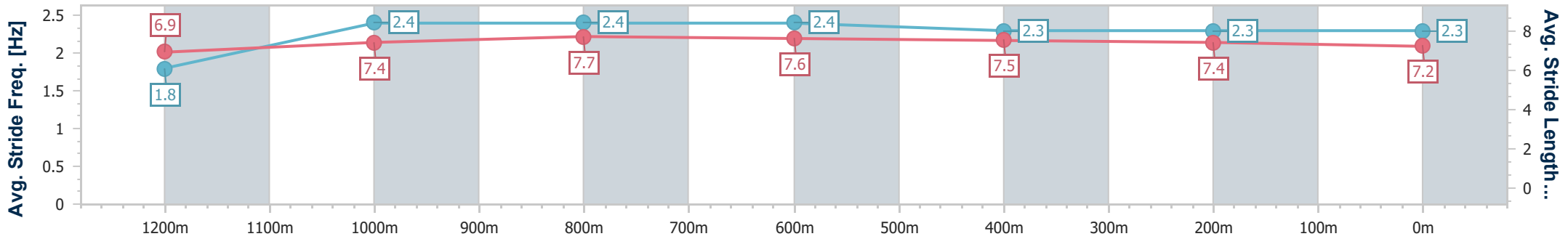
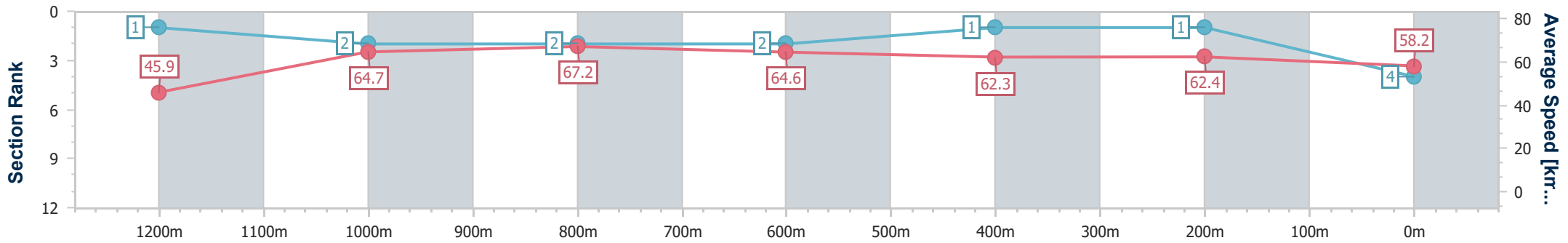
Horse/Jockey Name	Tricketeer
Final Rank	4
Fastest Section Time (Section)	0:07.86 (Overall)
Top Speed [km/h] (Section)	68.4 (1000m)
Race State	Finished



Mackay QLD Professional
 Race 5: Ladbrokes Own Spring 0 - 65 Handicap - 1300m
 26 November 2024 - 15:37
 Track Rating: Good 4, Weather: Fine, Rail Position: True



Section	Overall	1200m	1000m	800m	600m	400m	200m
Section Times	1:16.64 [4] (0:07.86)	1:08.78 [1] (0:11.15)	0:57.63 [2] (0:10.84)	0:46.79 [2] (0:11.28)	0:35.51 [2] (0:11.59)	0:23.92 [1] (0:11.56)	0:12.36 [1] (0:12.36)
Average Speed [km/h]	45.9	64.7	67.2	64.6	62.3	62.4	58.2
Top Speed [km/h]	60.0	67.0	68.4	67.0	64.5	63.8	61.7
Avg. Dist. to Rail [m]	8.7	1.6	3.1	2.8	1.2	1.6	1.7
Avg. Stride Freq. [Hz]	1.8	2.4	2.4	2.4	2.3	2.3	2.3
Avg. Stride Length [m]	6.9	7.4	7.7	7.6	7.5	7.4	7.2



- [] Ranking at each section and finish
- .-.- No data available at this section
- NA No data available



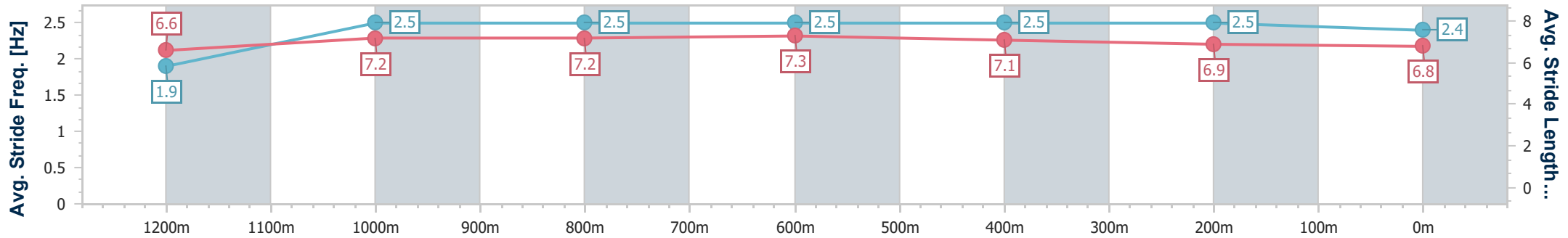
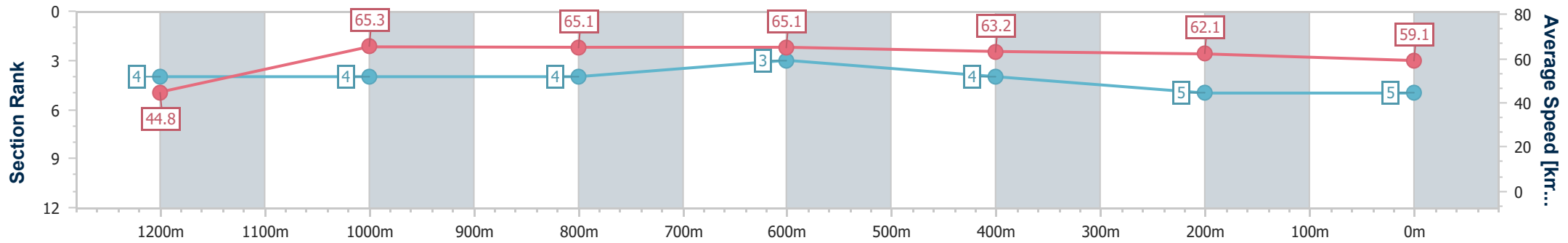
Horse/Jockey Name	Tow The Line
Final Rank	5
Fastest Section Time (Section)	0:08.08 (Overall)
Top Speed [km/h] (Section)	66.9 (1200m)
Race State	Finished



Mackay QLD Professional
 Race 5: Ladbrokes Own Spring 0 - 65 Handicap - 1300m
 26 November 2024 - 15:37
 Track Rating: Good 4, Weather: Fine, Rail Position: True



Section	Overall	1200m	1000m	800m	600m	400m	200m
Section Times	1:16.85 [5] (0:08.08)	1:08.77 [4] (0:11.07)	0:57.70 [4] (0:11.16)	0:46.54 [4] (0:11.10)	0:35.44 [3] (0:11.53)	0:23.91 [4] (0:11.74)	0:12.17 [5] (0:12.17)
Average Speed [km/h]	44.8	65.3	65.1	65.1	63.2	62.1	59.1
Top Speed [km/h]	62.6	66.9	66.6	65.7	64.1	63.2	62.8
Avg. Dist. to Rail [m]	14.0	3.8	3.1	1.4	1.3	5.0	5.5
Avg. Stride Freq. [Hz]	1.9	2.5	2.5	2.5	2.5	2.5	2.4
Avg. Stride Length [m]	6.6	7.2	7.2	7.3	7.1	6.9	6.8



- [] Ranking at each section and finish
- .-.- No data available at this section
- NA No data available



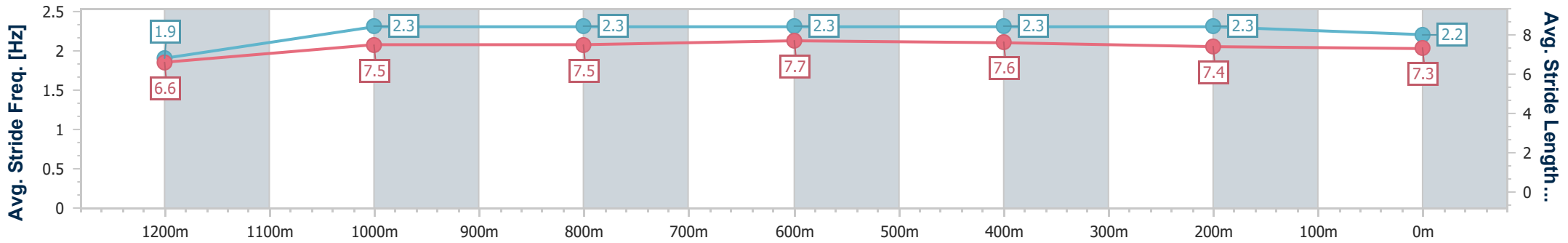
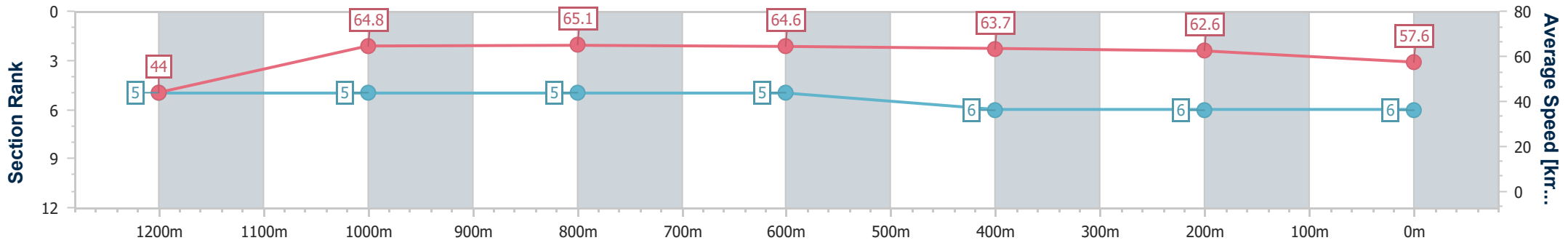
Horse/Jockey Name	Aidenabet
Final Rank	6
Fastest Section Time (Section)	0:08.11 (Overall)
Top Speed [km/h] (Section)	66.1 (1200m)
Race State	Finished



Mackay QLD Professional
 Race 5: Ladbrokes Own Spring 0 - 65 Handicap - 1300m
 26 November 2024 - 15:37
 Track Rating: Good 4, Weather: Fine, Rail Position: True



Section	Overall	1200m	1000m	800m	600m	400m	200m
Section Times	1:17.24 [6] (0:08.11)	1:09.13 [5] (0:11.19)	0:57.94 [5] (0:11.15)	0:46.79 [5] (0:11.19)	0:35.60 [5] (0:11.45)	0:24.15 [6] (0:11.65)	0:12.50 [6] (0:12.50)
Average Speed [km/h]	44.0	64.8	65.1	64.6	63.7	62.6	57.6
Top Speed [km/h]	59.3	66.1	65.9	65.4	64.6	63.9	61.6
Avg. Dist. to Rail [m]	7.4	2.7	2.4	2.1	1.7	5.3	6.3
Avg. Stride Freq. [Hz]	1.9	2.3	2.3	2.3	2.3	2.3	2.2
Avg. Stride Length [m]	6.6	7.5	7.5	7.7	7.6	7.4	7.3



- [] Ranking at each section and finish
- .-.- No data available at this section
- NA No data available



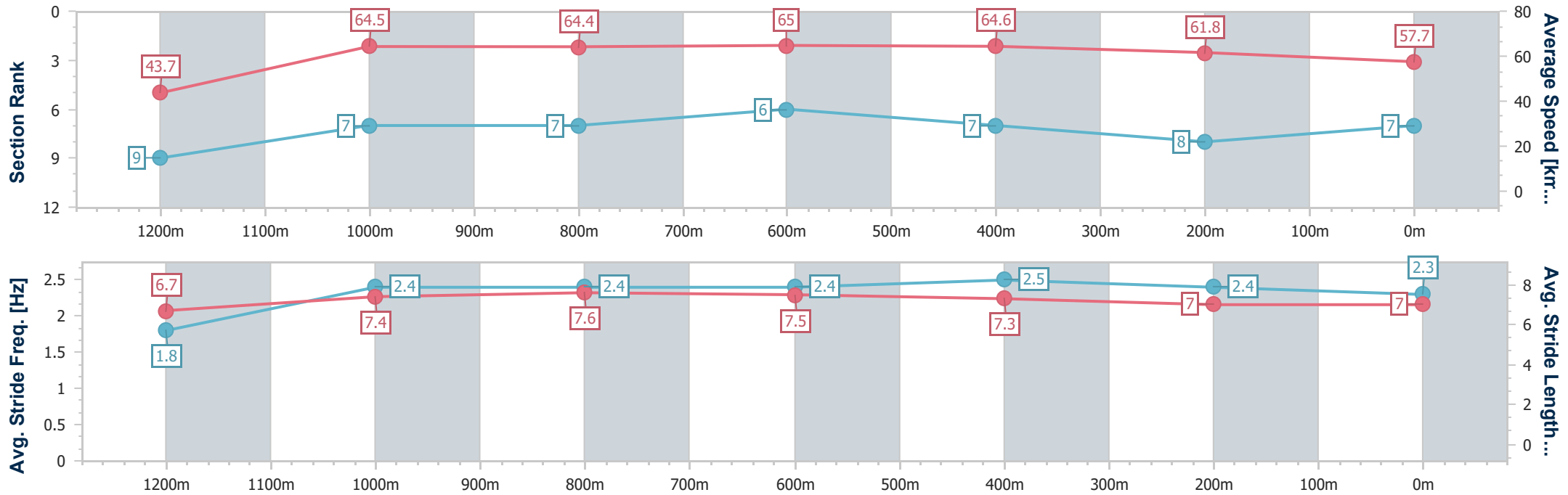
Horse/Jockey Name	The Punisher
Final Rank	7
Fastest Section Time (Section)	0:08.27 (Overall)
Top Speed [km/h] (Section)	66.1 (1200m)
Race State	Finished



Mackay QLD Professional
 Race 5: Ladbrokes Own Spring 0 - 65 Handicap - 1300m
 26 November 2024 - 15:37
 Track Rating: Good 4, Weather: Fine, Rail Position: True



Section	Overall	1200m	1000m	800m	600m	400m	200m
Section Times	1:17.43 [7] (0:08.27)	1:09.16 [9] (0:11.21)	0:57.95 [7] (0:11.21)	0:46.74 [7] (0:11.13)	0:35.61 [6] (0:11.37)	0:24.24 [7] (0:11.78)	0:12.46 [8] (0:12.46)
Average Speed [km/h]	43.7	64.5	64.4	65.0	64.6	61.8	57.7
Top Speed [km/h]	58.5	66.1	65.5	65.7	65.9	63.3	62.1
Avg. Dist. to Rail [m]	10.0	2.3	1.3	1.5	2.4	6.8	7.6
Avg. Stride Freq. [Hz]	1.8	2.4	2.4	2.4	2.5	2.4	2.3
Avg. Stride Length [m]	6.7	7.4	7.6	7.5	7.3	7.0	7.0



- [] Ranking at each section and finish
- .-.-.- No data available at this section
- NA No data available



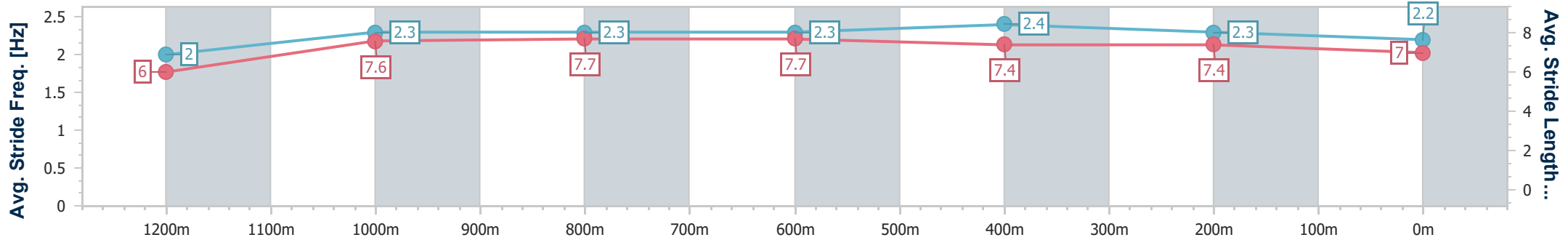
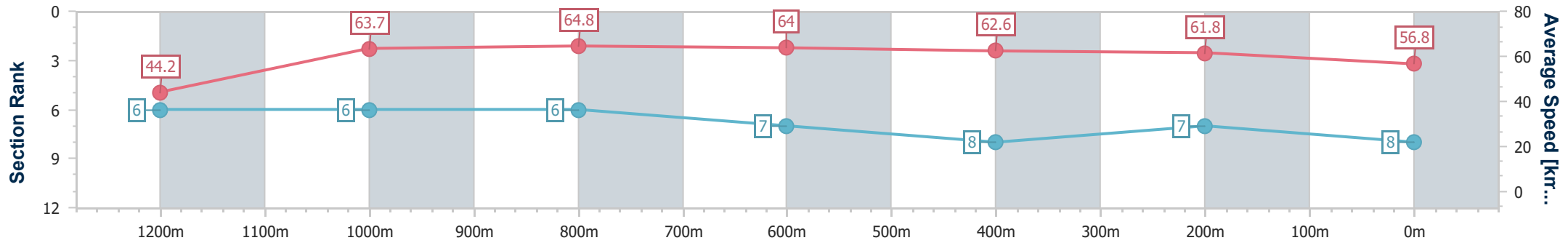
Horse/Jockey Name	Bromes
Final Rank	8
Fastest Section Time (Section)	0:08.14 (Overall)
Top Speed [km/h] (Section)	66.0 (1200m)
Race State	Finished



Mackay QLD Professional
 Race 5: Ladbrokes Own Spring 0 - 65 Handicap - 1300m
 26 November 2024 - 15:37
 Track Rating: Good 4, Weather: Fine, Rail Position: True



Section	Overall	1200m	1000m	800m	600m	400m	200m
Section Times	1:17.62 [8] (0:08.14)	1:09.48 [6] (0:11.32)	0:58.16 [6] (0:11.18)	0:46.98 [6] (0:11.27)	0:35.71 [7] (0:11.38)	0:24.33 [8] (0:11.67)	0:12.66 [7]
Average Speed [km/h]	44.2	63.7	64.8	64.0	62.6	61.8	56.8
Top Speed [km/h]	59.5	66.0	65.5	65.6	64.4	62.5	60.4
Avg. Dist. to Rail [m]	5.5	1.7	1.4	1.2	1.2	0.7	0.8
Avg. Stride Freq. [Hz]	2.0	2.3	2.3	2.3	2.4	2.3	2.2
Avg. Stride Length [m]	6.0	7.6	7.7	7.7	7.4	7.4	7.0



- [] Ranking at each section and finish
- .-.- No data available at this section
- NA No data available



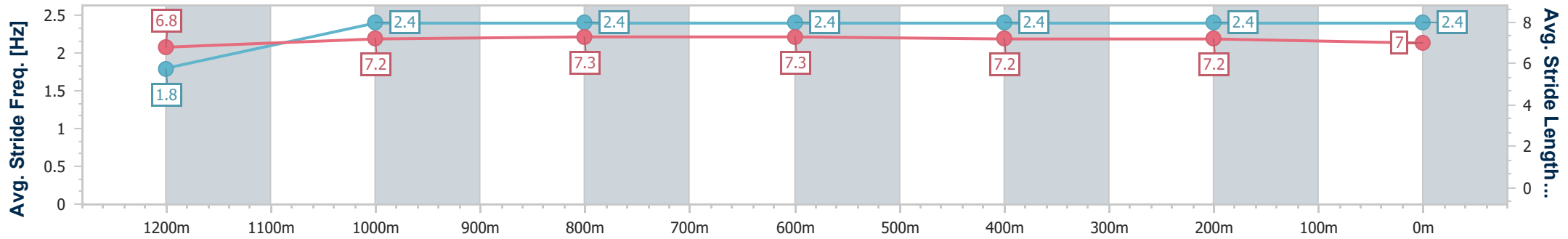
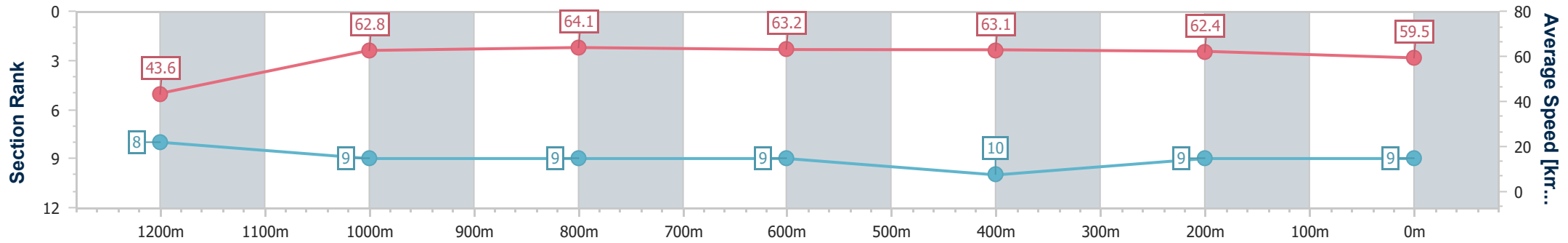
Horse/Jockey Name	Microwave Jenny
Final Rank	9
Fastest Section Time (Section)	0:08.26 (Overall)
Top Speed [km/h] (Section)	66.0 (1000m)
Race State	Finished



Mackay QLD Professional
 Race 5: Ladbrokes Own Spring 0 - 65 Handicap - 1300m
 26 November 2024 - 15:37
 Track Rating: Good 4, Weather: Fine, Rail Position: True



Section	Overall	1200m	1000m	800m	600m	400m	200m
Section Times	1:17.65 [9] (0:08.26)	1:09.39 [8] (0:11.52)	0:57.87 [9] (0:11.33)	0:46.54 [9] (0:11.42)	0:35.12 [9] (0:11.45)	0:23.67 [10] (0:11.57)	0:12.10 [9] (0:12.10)
Average Speed [km/h]	43.6	62.8	64.1	63.2	63.1	62.4	59.5
Top Speed [km/h]	59.9	64.9	66.0	65.0	64.5	63.3	62.2
Avg. Dist. to Rail [m]	13.6	3.8	1.5	1.3	0.5	2.3	3.1
Avg. Stride Freq. [Hz]	1.8	2.4	2.4	2.4	2.4	2.4	2.4
Avg. Stride Length [m]	6.8	7.2	7.3	7.3	7.2	7.2	7.0



- [] Ranking at each section and finish
- .-.- No data available at this section
- NA No data available



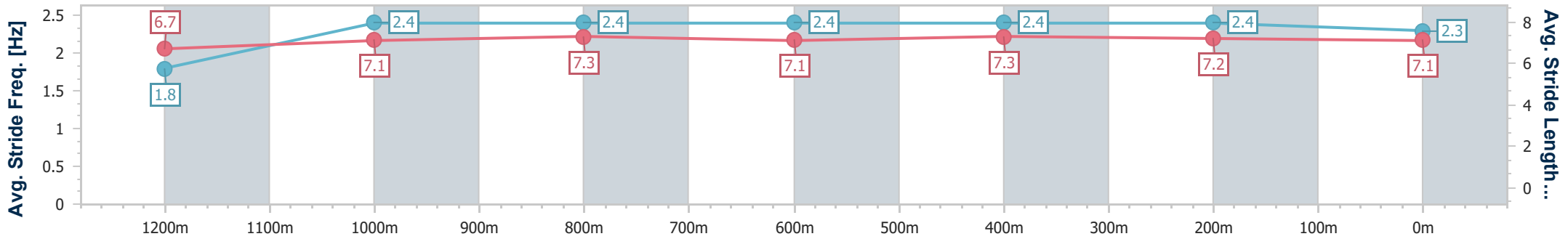
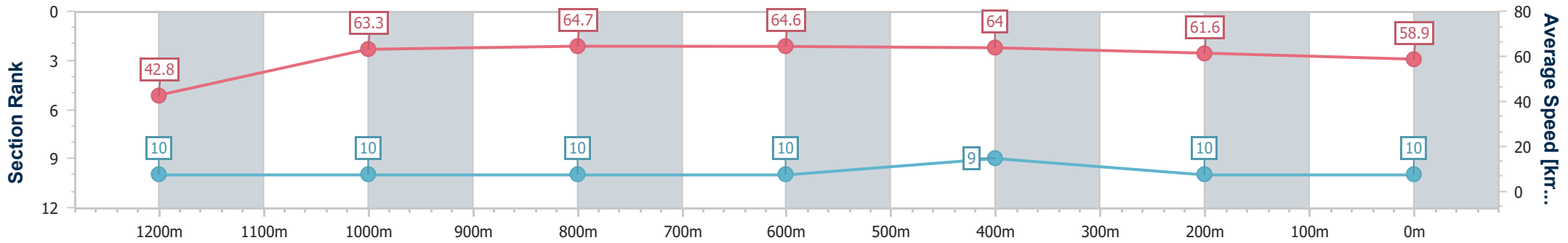
Horse/Jockey Name	Queenslander
Final Rank	10
Fastest Section Time (Section)	0:08.39 (Overall)
Top Speed [km/h] (Section)	65.6 (1200m)
Race State	Finished



Mackay QLD Professional
 Race 5: Ladbrokes Own Spring 0 - 65 Handicap - 1300m
 26 November 2024 - 15:37
 Track Rating: Good 4, Weather: Fine, Rail Position: True



Section	Overall	1200m	1000m	800m	600m	400m	200m
Section Times	1:17.81 [10] (0:08.39)	1:09.42 [10] (0:11.45)	0:57.97 [10] (0:11.34)	0:46.63 [10] (0:11.35)	0:35.28 [10] (0:11.41)	0:23.87 [9] (0:11.64)	0:12.23 [10] (0:12.23)
Average Speed [km/h]	42.8	63.3	64.7	64.6	64.0	61.6	58.9
Top Speed [km/h]	57.7	65.6	65.2	65.0	64.9	63.3	61.4
Avg. Dist. to Rail [m]	11.9	3.9	5.6	5.1	1.8	0.7	2.4
Avg. Stride Freq. [Hz]	1.8	2.4	2.4	2.4	2.4	2.4	2.3
Avg. Stride Length [m]	6.7	7.1	7.3	7.1	7.3	7.2	7.1



- [] Ranking at each section and finish
- .-.- No data available at this section
- NA No data available



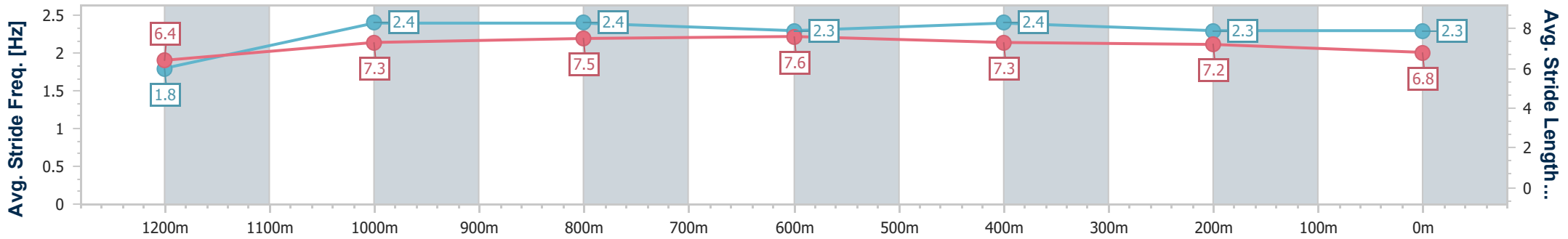
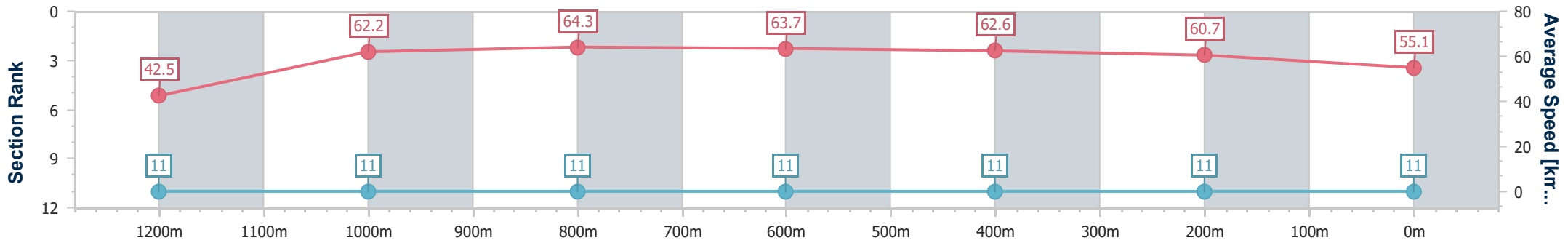
Horse/Jockey Name	Diasonic
Final Rank	11
Fastest Section Time (Section)	0:08.47 (Overall)
Top Speed [km/h] (Section)	65.8 (1200m)
Race State	Finished



Mackay QLD Professional
 Race 5: Ladbrokes Own Spring 0 - 65 Handicap - 1300m
 26 November 2024 - 15:37
 Track Rating: Good 4, Weather: Fine, Rail Position: True



Section	Overall	1200m	1000m	800m	600m	400m	200m
Section Times	1:19.11 [11] (0:08.47)	1:10.64 [11] (0:11.60)	0:59.04 [11] (0:11.20)	0:47.84 [11] (0:11.32)	0:36.52 [11] (0:11.53)	0:24.99 [11] (0:11.96)	0:13.03 [11] (0:13.03)
Average Speed [km/h]	42.5	62.2	64.3	63.7	62.6	60.7	55.1
Top Speed [km/h]	55.6	65.8	65.3	65.2	64.0	61.9	58.7
Avg. Dist. to Rail [m]	7.4	1.4	0.5	0.5	0.8	2.2	2.6
Avg. Stride Freq. [Hz]	1.8	2.4	2.4	2.3	2.4	2.3	2.3
Avg. Stride Length [m]	6.4	7.3	7.5	7.6	7.3	7.2	6.8



- [] Ranking at each section and finish
- .-.- No data available at this section
- NA No data available



Mackay QLD Professional

Race 6: Ladbrokes Racing Club QTIS Three-Years-Old Handicap - 1100m

26 November 2024 - 16:13



MACKAY TURF CLUB

Ooralea Racecourse

Track Rating: Good 3, Weather: Fine, Rail Position: True

Section													Last 600m					
Field Times		Overall	1000m	800m	600m	400m	200m						0:34.71					
		1:03.90 (0:07.66)	0:56.24 (0:10.73)	0:45.51 (0:10.80)	0:34.71 (0:11.16)	0:23.55 (0:11.64)	0:11.91 (0:11.91)											
Rank	TAB	Horse/Jockey	Barrier	Top Speed [km/h]	Fastest Section												Margin	Distance Travelled [m]
1	6	OBLIGATED Adam Sewell	3	69.0 800m	0:08.00 Overall	1:03.90 [1] (0:08.00)	0:55.90 [6] (0:10.97)	0:44.93 [6] (0:10.73)	0:34.20 [5] (0:11.40)	0:22.80 [6] (0:11.28)	0:11.52 [4] (0:11.52)	1:03.90	0:34.20					
2	3	ASTRA STAR Jackson Murphy	9	69.6 800m	0:07.83 Overall	1:04.07 [2] (0:07.83)	0:56.24 [4] (0:10.78)	0:45.46 [3] (0:10.80)	0:34.66 [3] (0:11.55)	0:23.11 [4] (0:11.39)	0:11.72 [3] (0:11.72)	0.97L	0:34.66	+3				
3	1	DANCE FOR ME RANDY Ashley Butler	11	69.8 1000m	0:07.72 Overall	1:04.17 [3] (0:07.72)	0:56.45 [2] (0:10.67)	0:45.78 [1] (0:10.80)	0:34.98 [1] (0:11.16)	0:23.82 [1] (0:11.64)	0:12.18 [1] (0:12.18)	1.56L	0:34.98	-2				
4	4	TIME TO PROPHET Ryan Wiggins	2	69.2 800m	0:08.18 Overall	1:04.18 [4] (0:08.18)	0:56.00 [11] (0:11.06)	0:44.94 [8] (0:10.65)	0:34.29 [7] (0:11.27)	0:23.02 [7] (0:11.26)	0:11.76 [6] (0:11.76)	1.63L	0:34.29	-2				
5	9	MISSISSIPPI MORN Georgina Cartwright	5	69.0 800m	0:07.66 Overall	1:04.36 [5] (0:07.66)	0:56.70 [1] (0:10.87)	0:45.83 [2] (0:10.81)	0:35.02 [2] (0:11.44)	0:23.58 [2] (0:11.50)	0:12.08 [2] (0:12.08)	2.71L	0:35.02	+3				
6	8	MARGOT BARBIE McKenzie Apel	4	68.6 800m	0:07.73 Overall	1:04.58 [6] (0:07.73)	0:56.85 [3] (0:11.08)	0:45.77 [4] (0:10.87)	0:34.90 [4] (0:11.24)	0:23.66 [3] (0:11.46)	0:12.20 [5] (0:12.20)	4L	0:34.90	-2				
7	11	SMART MISSION Justin Stanley	1	67.7 1000m	0:08.04 Overall	1:04.62 [7] (0:08.04)	0:56.58 [7] (0:10.93)	0:45.65 [5] (0:10.81)	0:34.84 [6] (0:11.31)	0:23.53 [5] (0:11.48)	0:12.05 [7] (0:12.05)	4.23L	0:34.84	-2				
8	7	FRASER'S RIDGE Michael Murphy	6	68.0 800m	0:08.15 Overall	1:04.96 [8] (0:08.15)	0:56.81 [10] (0:11.23)	0:45.58 [10] (0:10.87)	0:34.71 [10] (0:11.04)	0:23.67 [8] (0:11.56)	0:12.11 [8] (0:12.11)	6.21L	0:34.71	-5				
9	13	SOGOYA Scott Sheargold	10	68.4 1000m	0:08.15 Overall	1:05.24 [9] (0:08.15)	0:57.09 [9] (0:11.11)	0:45.98 [9] (0:10.97)	0:35.01 [9] (0:11.27)	0:23.74 [9] (0:11.65)	0:12.09 [9] (0:12.09)	7.9L	0:35.01	+3				
10	12	COSMIC ATOM Nathan Thomas	7	67.1 1000m	0:07.97 Overall	1:06.06 [10] (0:07.97)	0:58.09 [5] (0:11.06)	0:47.03 [7] (0:11.12)	0:35.91 [8] (0:11.58)	0:24.33 [10] (0:12.11)	0:12.22 [10] (0:12.22)	12.71L	0:35.91	+0				

Scratched: Head Honcho (#2), Lamentum (#5), Silver Glitter (#10)

[] Ranking at each section and finish
 -:-:- No data available at this section
 NA No data available

SCN Saddle cloth number
 DNF Did not finish
 DNT Did not track



Mackay QLD Professional

Race 6: Ladbrokes Racing Club QTIS Three-Years-Old Handicap - 1100m

26 November 2024 - 16:13



MACKAY TURF CLUB
Ooralea Racecourse

Track Rating: Good 3, Weather: Fine, Rail Position: True

Section		Overall	1000m	800m	600m	400m	200m	Last 600m					
Field Times		1:03.90 (0:07.66)	0:56.24 (0:10.73)	0:45.51 (0:10.80)	0:34.71 (0:11.16)	0:23.55 (0:11.64)	0:11.91 (0:11.91)	0:34.71					
Rank	TAB Horse/Jockey	Barrier	Top Speed [km/h]	Fastest Section									
11	14 SAVVY MISS	8	65.1	0:08.11	1:07.48 [11]	0:59.37 [8]	0:48.03 [11]	0:36.77 [11]	0:25.22 [11]	0:13.05 [11]	21.05L	0:36.77	+0
	Isabel Jessop		1000m	Overall	(0:08.11)	(0:11.34)	(0:11.26)	(0:11.55)	(0:12.17)	(0:13.05)			

Scratched: Head Honcho (#2), Lamentum (#5), Silver Glitter (#10)

[] Ranking at each section and finish
 -:-:-:- No data available at this section
 NA No data available

SCN Saddle cloth number
 DNF Did not finish
 DNT Did not track



Horse/Jockey Name	Obligated
Final Rank	1
Fastest Section Time (Section)	0:08.00 (Overall)
Top Speed [km/h] (Section)	69.0 (800m)
Race State	Finished



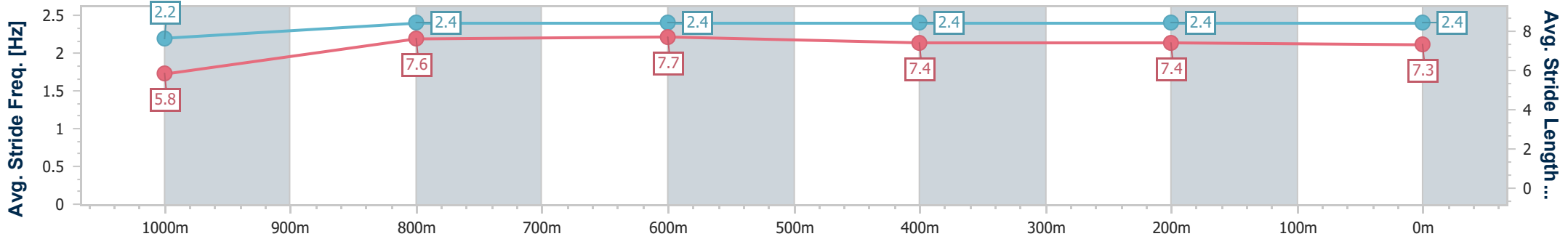
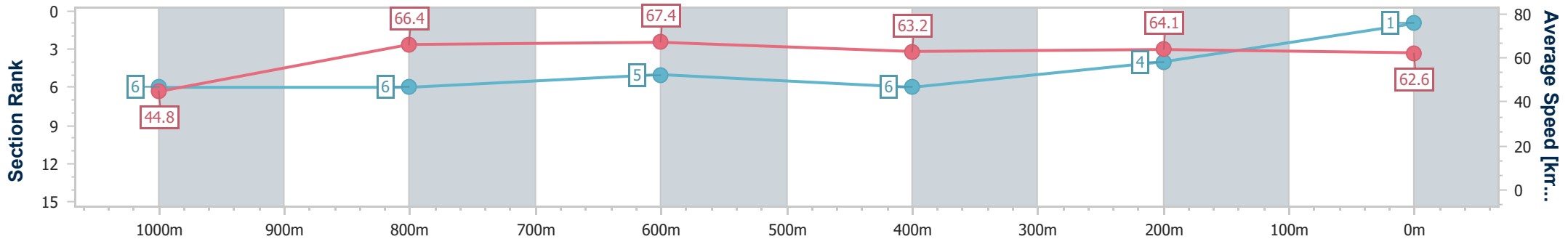
Mackay QLD Professional
Race 6: Ladbrokes Racing Club QTIS Three-Years-Old Handicap - 1100m



26 November 2024 - 16:13

Track Rating: Good 3, Weather: Fine, Rail Position: True

Section	Overall	1000m	800m	600m	400m	200m
Section Times	1:03.90 [1] (0:08.00)	0:55.90 [6] (0:10.97)	0:44.93 [6] (0:10.73)	0:34.20 [5] (0:11.40)	0:22.80 [6] (0:11.28)	0:11.52 [4] (0:11.52)
Average Speed [km/h]	44.8	66.4	67.4	63.2	64.1	62.6
Top Speed [km/h]	62.1	68.4	69.0	65.0	65.0	64.8
Avg. Dist. to Rail [m]	5.6	2.9	2.3	0.3	1.8	2.2
Avg. Stride Freq. [Hz]	2.2	2.4	2.4	2.4	2.4	2.4
Avg. Stride Length [m]	5.8	7.6	7.7	7.4	7.4	7.3



- [] Ranking at each section and finish
- .-.- No data available at this section
- NA No data available



Horse/Jockey Name	Astra Star
Final Rank	2
Fastest Section Time (Section)	0:07.83 (Overall)
Top Speed [km/h] (Section)	69.6 (800m)
Race State	Finished



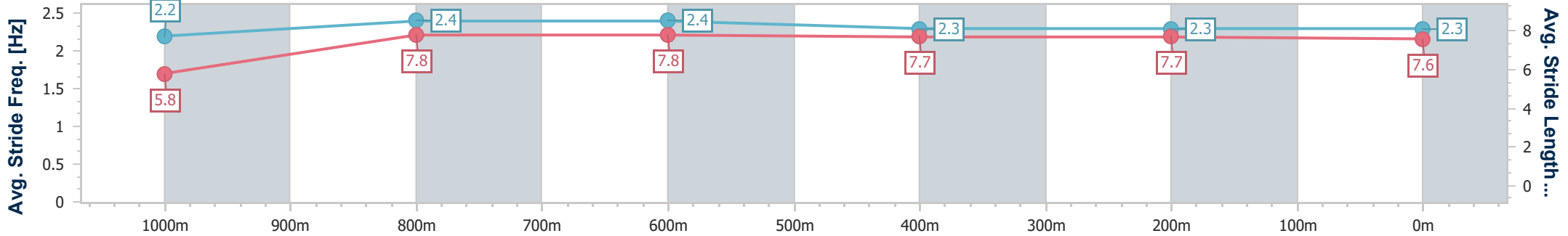
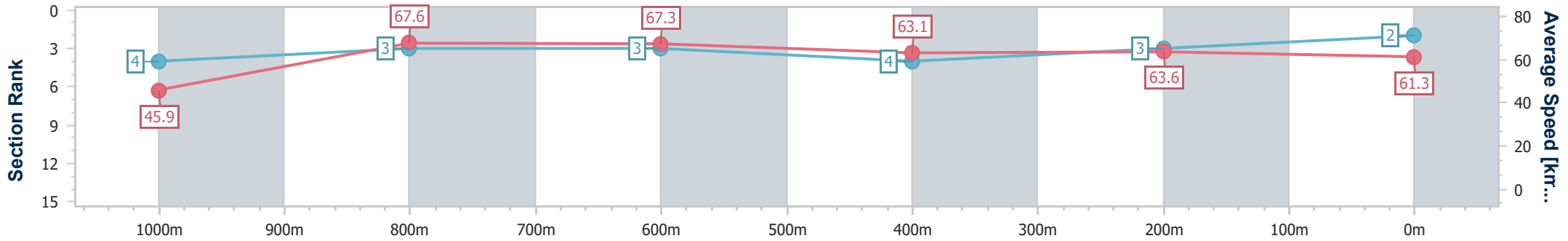
Mackay QLD Professional
Race 6: Ladbrokes Racing Club QTIS Three-Years-Old Handicap - 1100m



26 November 2024 - 16:13

Track Rating: Good 3, Weather: Fine, Rail Position: True

Section	Overall	1000m	800m	600m	400m	200m
Section Times	1:04.07 [2] (0:07.83)	0:56.24 [4] (0:10.78)	0:45.46 [3] (0:10.80)	0:34.66 [3] (0:11.55)	0:23.11 [4] (0:11.39)	0:11.72 [3] (0:11.72)
Average Speed [km/h]	45.9	67.6	67.3	63.1	63.6	61.3
Top Speed [km/h]	64.5	68.4	69.6	64.4	64.4	63.7
Avg. Dist. to Rail [m]	10.6	3.6	2.9	1.9	2.5	3.8
Avg. Stride Freq. [Hz]	2.2	2.4	2.4	2.3	2.3	2.3
Avg. Stride Length [m]	5.8	7.8	7.8	7.7	7.7	7.6



- [] Ranking at each section and finish
- .-.- No data available at this section
- NA No data available



Horse/Jockey Name	Dance For Me Randy
Final Rank	3
Fastest Section Time (Section)	0:07.72 (Overall)
Top Speed [km/h] (Section)	69.8 (1000m)
Race State	Finished



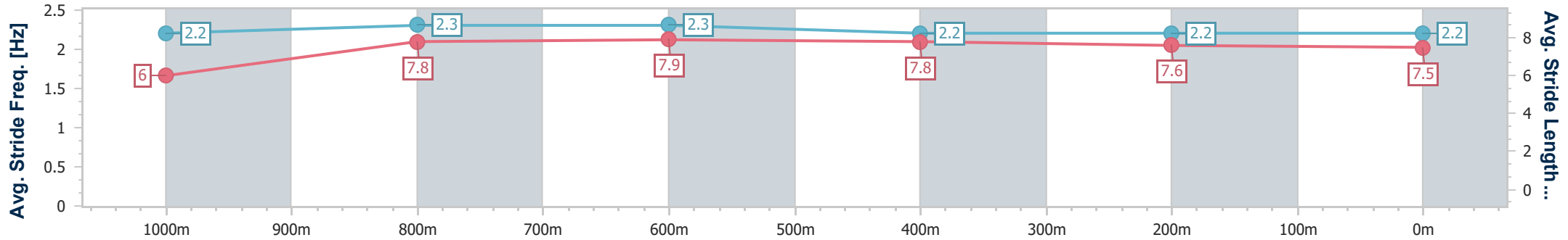
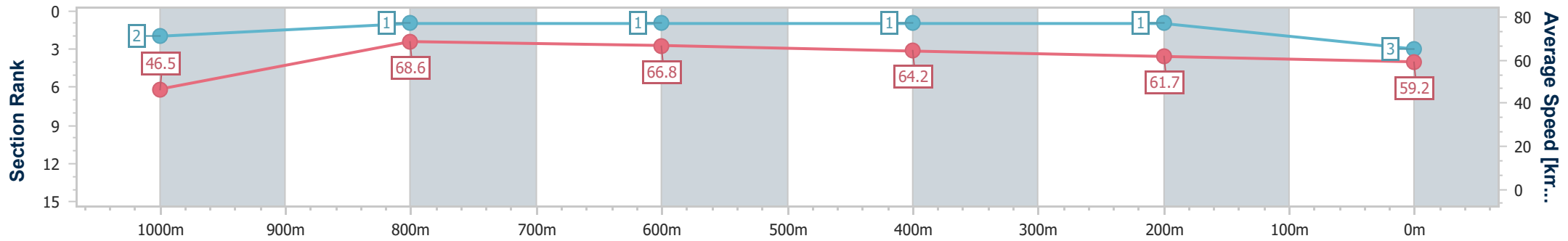
Mackay QLD Professional
Race 6: Ladbrokes Racing Club QTIS Three-Years-Old Handicap - 1100m



26 November 2024 - 16:13

Track Rating: Good 3, Weather: Fine, Rail Position: True

Section	Overall	1000m	800m	600m	400m	200m
Section Times	1:04.17 [3] (0:07.72)	0:56.45 [2] (0:10.67)	0:45.78 [1] (0:10.80)	0:34.98 [1] (0:11.16)	0:23.82 [1] (0:11.64)	0:12.18 [1] (0:12.18)
Average Speed [km/h]	46.5	68.6	66.8	64.2	61.7	59.2
Top Speed [km/h]	64.6	69.8	68.7	65.4	62.8	62.0
Avg. Dist. to Rail [m]	13.1	4.5	1.8	0.8	0.5	0.4
Avg. Stride Freq. [Hz]	2.2	2.3	2.3	2.2	2.2	2.2
Avg. Stride Length [m]	6.0	7.8	7.9	7.8	7.6	7.5



- [] Ranking at each section and finish
- .-.- No data available at this section
- NA No data available



Horse/Jockey Name	Time To Prophet
Final Rank	4
Fastest Section Time (Section)	0:08.18 (Overall)
Top Speed [km/h] (Section)	69.2 (800m)
Race State	Finished



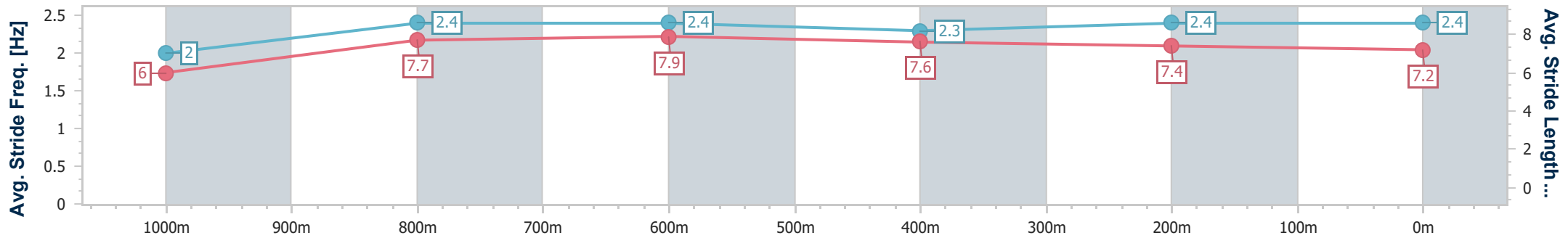
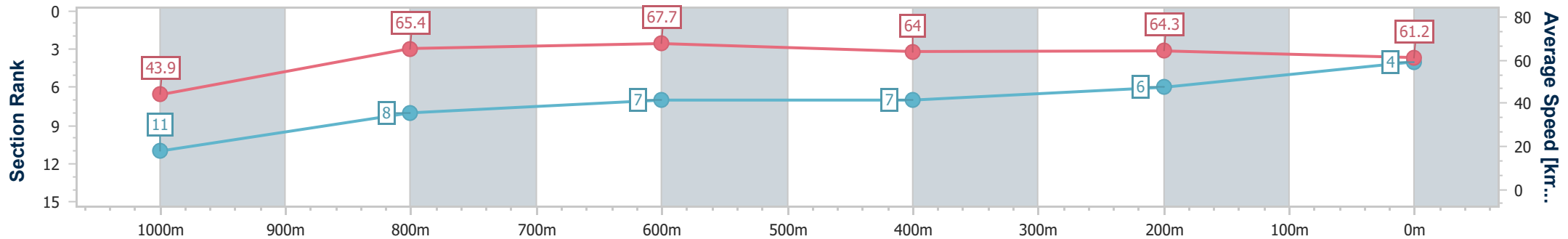
Mackay QLD Professional
Race 6: Ladbrokes Racing Club QTIS Three-Years-Old Handicap - 1100m



26 November 2024 - 16:13

Track Rating: Good 3, Weather: Fine, Rail Position: True

Section	Overall	1000m	800m	600m	400m	200m
Section Times	1:04.18 [4] (0:08.18)	0:56.00 [11] (0:11.06)	0:44.94 [8] (0:10.65)	0:34.29 [7] (0:11.27)	0:23.02 [7] (0:11.26)	0:11.76 [6] (0:11.76)
Average Speed [km/h]	43.9	65.4	67.7	64.0	64.3	61.2
Top Speed [km/h]	61.5	68.1	69.2	66.2	66.4	63.5
Avg. Dist. to Rail [m]	4.4	1.3	0.8	1.1	4.5	5.9
Avg. Stride Freq. [Hz]	2.0	2.4	2.4	2.3	2.4	2.4
Avg. Stride Length [m]	6.0	7.7	7.9	7.6	7.4	7.2



- [] Ranking at each section and finish
- .-.- No data available at this section
- NA No data available



Horse/Jockey Name	Mississippi Morn
Final Rank	5
Fastest Section Time (Section)	0:07.66 (Overall)
Top Speed [km/h] (Section)	69.0 (800m)
Race State	Finished



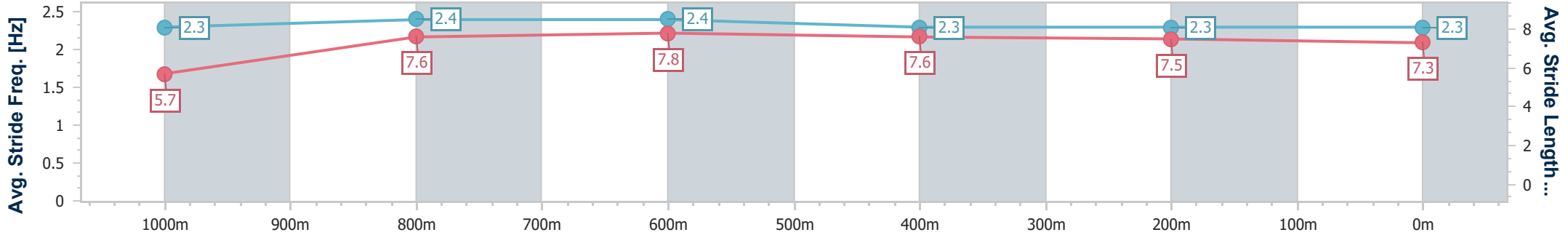
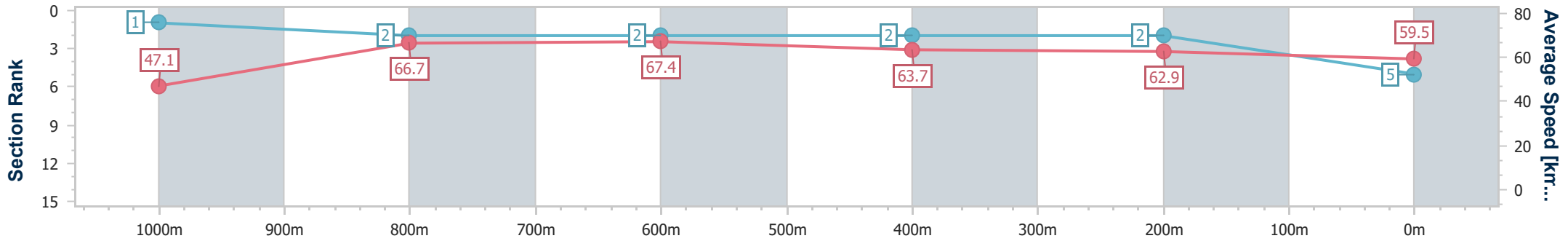
Mackay QLD Professional
Race 6: Ladbrokes Racing Club QTIS Three-Years-Old Handicap - 1100m



26 November 2024 - 16:13

Track Rating: Good 3, Weather: Fine, Rail Position: True

Section	Overall	1000m	800m	600m	400m	200m
Section Times	1:04.36 [5] (0:07.66)	0:56.70 [1] (0:10.87)	0:45.83 [2] (0:10.81)	0:35.02 [2] (0:11.44)	0:23.58 [2] (0:11.50)	0:12.08 [2] (0:12.08)
Average Speed [km/h]	47.1	66.7	67.4	63.7	62.9	59.5
Top Speed [km/h]	64.2	68.5	69.0	65.7	63.7	62.4
Avg. Dist. to Rail [m]	8.1	3.6	2.3	1.6	2.3	2.0
Avg. Stride Freq. [Hz]	2.3	2.4	2.4	2.3	2.3	2.3
Avg. Stride Length [m]	5.7	7.6	7.8	7.6	7.5	7.3



- [] Ranking at each section and finish
- .-.- No data available at this section
- NA No data available



Horse/Jockey Name	Margot Barbie
Final Rank	6
Fastest Section Time (Section)	0:07.73 (Overall)
Top Speed [km/h] (Section)	68.6 (800m)
Race State	Finished



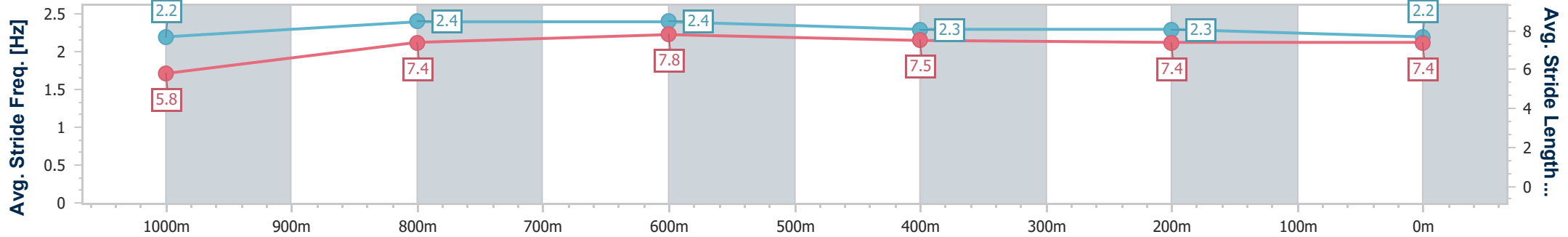
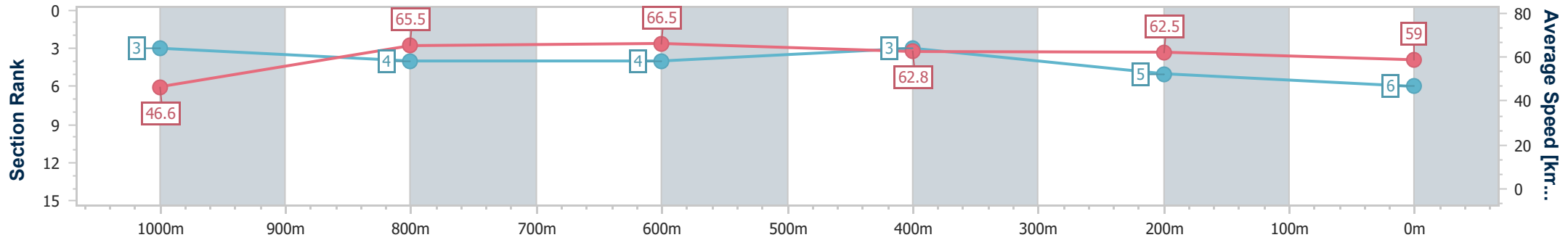
Mackay QLD Professional
Race 6: Ladbrokes Racing Club QTIS Three-Years-Old Handicap - 1100m



26 November 2024 - 16:13

Track Rating: Good 3, Weather: Fine, Rail Position: True

Section	Overall	1000m	800m	600m	400m	200m
Section Times	1:04.58 [6] (0:07.73)	0:56.85 [3] (0:11.08)	0:45.77 [4] (0:10.87)	0:34.90 [4] (0:11.24)	0:23.66 [3] (0:11.46)	0:12.20 [5] (0:12.20)
Average Speed [km/h]	46.6	65.5	66.5	62.8	62.5	59.0
Top Speed [km/h]	61.0	67.1	68.6	64.8	63.4	61.8
Avg. Dist. to Rail [m]	7.4	2.5	2.3	2.6	1.1	0.4
Avg. Stride Freq. [Hz]	2.2	2.4	2.4	2.3	2.3	2.2
Avg. Stride Length [m]	5.8	7.4	7.8	7.5	7.4	7.4



- [] Ranking at each section and finish
- .-.- No data available at this section
- NA No data available



Horse/Jockey Name	Smart Mission
Final Rank	7
Fastest Section Time (Section)	0:08.04 (Overall)
Top Speed [km/h] (Section)	67.7 (1000m)
Race State	Finished



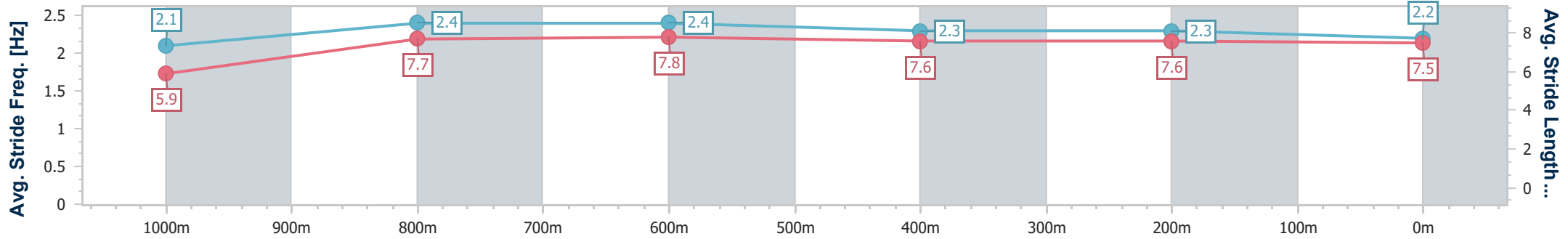
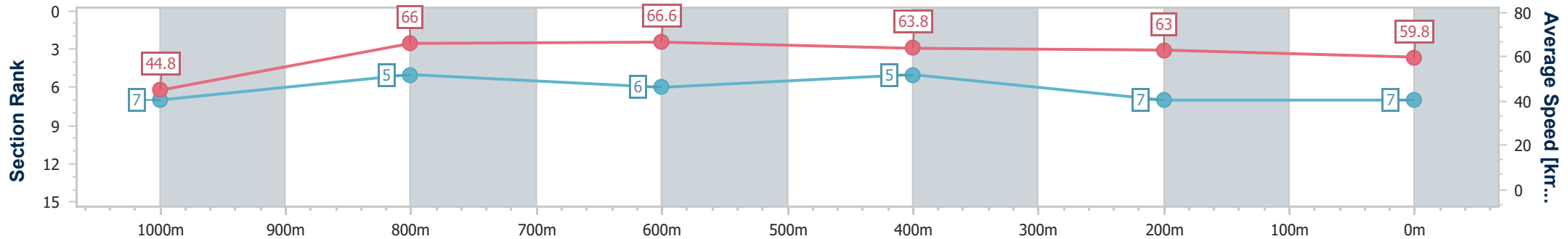
Mackay QLD Professional
Race 6: Ladbrokes Racing Club QTIS Three-Years-Old Handicap - 1100m



26 November 2024 - 16:13

Track Rating: Good 3, Weather: Fine, Rail Position: True

Section	Overall	1000m	800m	600m	400m	200m
Section Times	1:04.62 [7] (0:08.04)	0:56.58 [7] (0:10.93)	0:45.65 [5] (0:10.81)	0:34.84 [6] (0:11.31)	0:23.53 [5] (0:11.48)	0:12.05 [7] (0:12.05)
Average Speed [km/h]	44.8	66.0	66.6	63.8	63.0	59.8
Top Speed [km/h]	63.6	67.7	67.7	65.9	63.9	61.9
Avg. Dist. to Rail [m]	3.9	1.0	0.4	0.4	1.9	4.6
Avg. Stride Freq. [Hz]	2.1	2.4	2.4	2.3	2.3	2.2
Avg. Stride Length [m]	5.9	7.7	7.8	7.6	7.6	7.5



- [] Ranking at each section and finish
- .-.- No data available at this section
- NA No data available



Horse/Jockey Name	Fraser's Ridge
Final Rank	8
Fastest Section Time (Section)	0:08.15 (Overall)
Top Speed [km/h] (Section)	68.0 (800m)
Race State	Finished



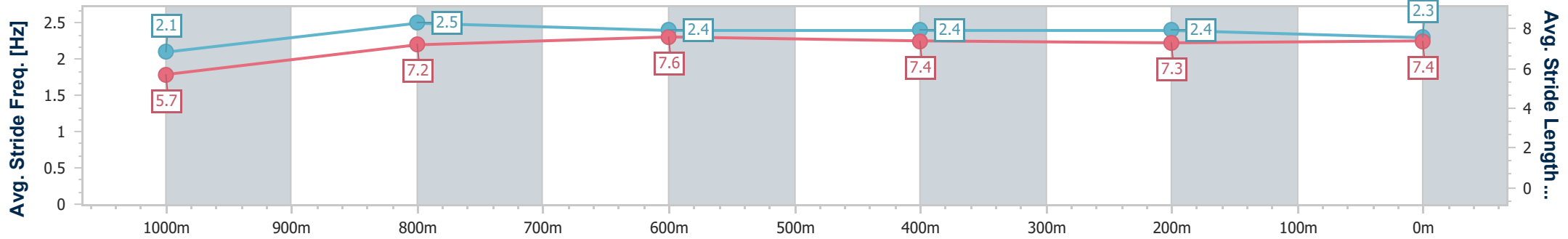
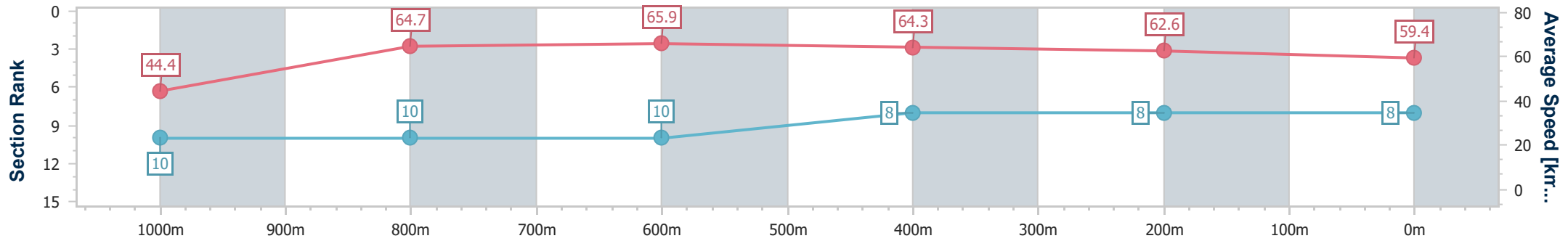
Mackay QLD Professional
Race 6: Ladbrokes Racing Club QTIS Three-Years-Old Handicap - 1100m



26 November 2024 - 16:13

Track Rating: Good 3, Weather: Fine, Rail Position: True

Section	Overall	1000m	800m	600m	400m	200m
Section Times	1:04.96 [8] (0:08.15)	0:56.81 [10] (0:11.23)	0:45.58 [10] (0:10.87)	0:34.71 [10] (0:11.04)	0:23.67 [8] (0:11.56)	0:12.11 [8] (0:12.11)
Average Speed [km/h]	44.4	64.7	65.9	64.3	62.6	59.4
Top Speed [km/h]	58.5	66.9	68.0	67.7	64.4	62.4
Avg. Dist. to Rail [m]	8.4	2.7	1.1	1.7	2.6	3.8
Avg. Stride Freq. [Hz]	2.1	2.5	2.4	2.4	2.4	2.3
Avg. Stride Length [m]	5.7	7.2	7.6	7.4	7.3	7.4



- [] Ranking at each section and finish
- .-.- No data available at this section
- NA No data available



Horse/Jockey Name	Sogoya
Final Rank	9
Fastest Section Time (Section)	0:08.15 (Overall)
Top Speed [km/h] (Section)	68.4 (1000m)
Race State	Finished



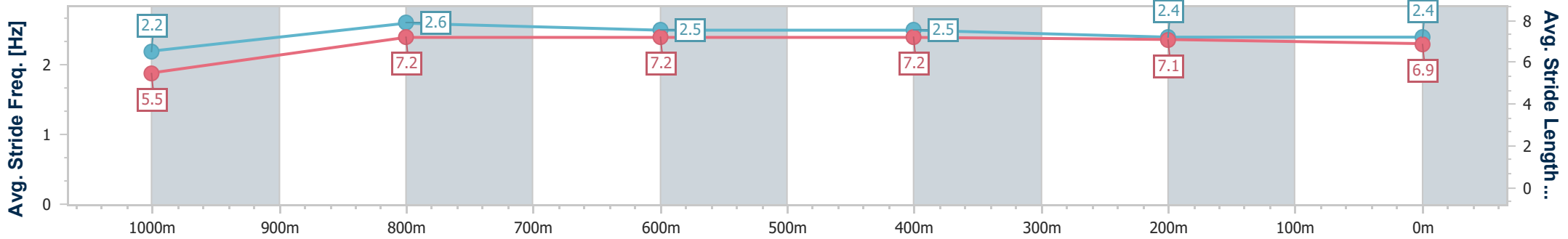
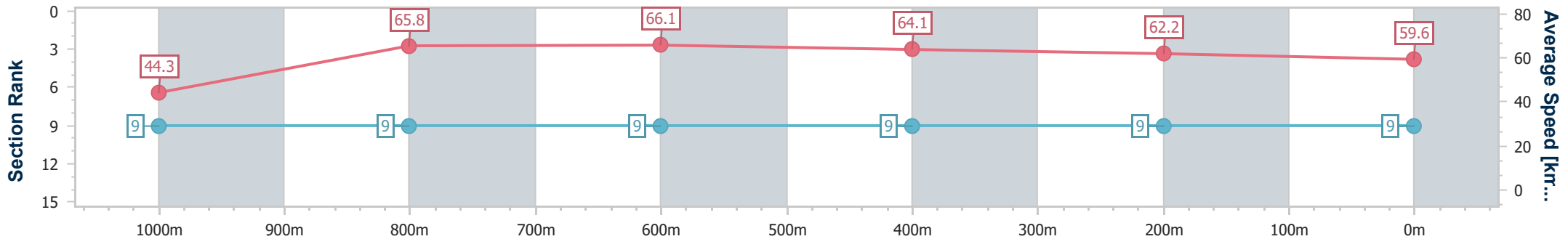
Mackay QLD Professional
Race 6: Ladbrokes Racing Club QTIS Three-Years-Old Handicap - 1100m



26 November 2024 - 16:13

Track Rating: Good 3, Weather: Fine, Rail Position: True

Section	Overall	1000m	800m	600m	400m	200m
Section Times	1:05.24 [9] (0:08.15)	0:57.09 [9] (0:11.11)	0:45.98 [9] (0:10.97)	0:35.01 [9] (0:11.27)	0:23.74 [9] (0:11.65)	0:12.09 [9] (0:12.09)
Average Speed [km/h]	44.3	65.8	66.1	64.1	62.2	59.6
Top Speed [km/h]	61.1	68.4	67.6	67.5	63.1	63.5
Avg. Dist. to Rail [m]	12.2	4.8	2.9	0.7	3.4	4.7
Avg. Stride Freq. [Hz]	2.2	2.6	2.5	2.5	2.4	2.4
Avg. Stride Length [m]	5.5	7.2	7.2	7.2	7.1	6.9



- [] Ranking at each section and finish
- .-.- No data available at this section
- NA No data available



Horse/Jockey Name	Cosmic Atom
Final Rank	10
Fastest Section Time (Section)	0:07.97 (Overall)
Top Speed [km/h] (Section)	67.1 (1000m)
Race State	Finished



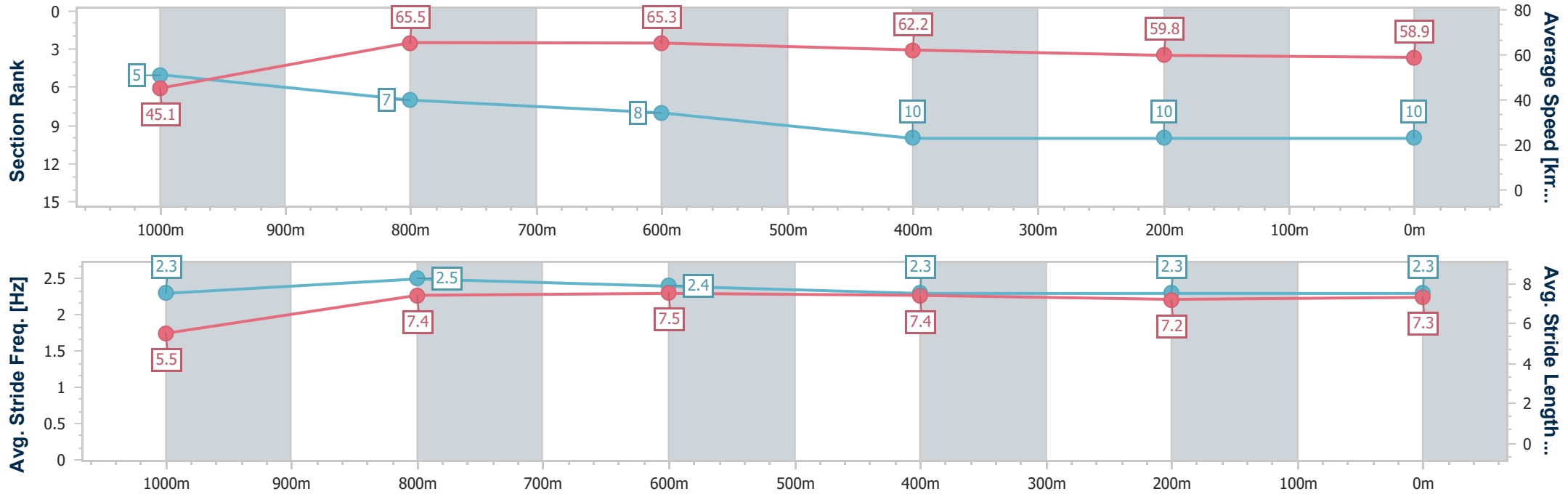
Mackay QLD Professional
Race 6: Ladbrokes Racing Club QTIS Three-Years-Old Handicap - 1100m



26 November 2024 - 16:13

Track Rating: Good 3, Weather: Fine, Rail Position: True

Section	Overall	1000m	800m	600m	400m	200m
Section Times	1:06.06 [10] (0:07.97)	0:58.09 [5] (0:11.06)	0:47.03 [7] (0:11.12)	0:35.91 [8] (0:11.58)	0:24.33 [10] (0:12.11)	0:12.22 [10] (0:12.22)
Average Speed [km/h]	45.1	65.5	65.3	62.2	59.8	58.9
Top Speed [km/h]	62.2	67.1	65.8	65.4	61.7	61.3
Avg. Dist. to Rail [m]	8.9	2.3	2.1	0.6	2.8	3.0
Avg. Stride Freq. [Hz]	2.3	2.5	2.4	2.3	2.3	2.3
Avg. Stride Length [m]	5.5	7.4	7.5	7.4	7.2	7.3



- [] Ranking at each section and finish
- .-.- No data available at this section
- NA No data available



Horse/Jockey Name	Savvy Miss
Final Rank	11
Fastest Section Time (Section)	0:08.11 (Overall)
Top Speed [km/h] (Section)	65.1 (1000m)
Race State	Finished



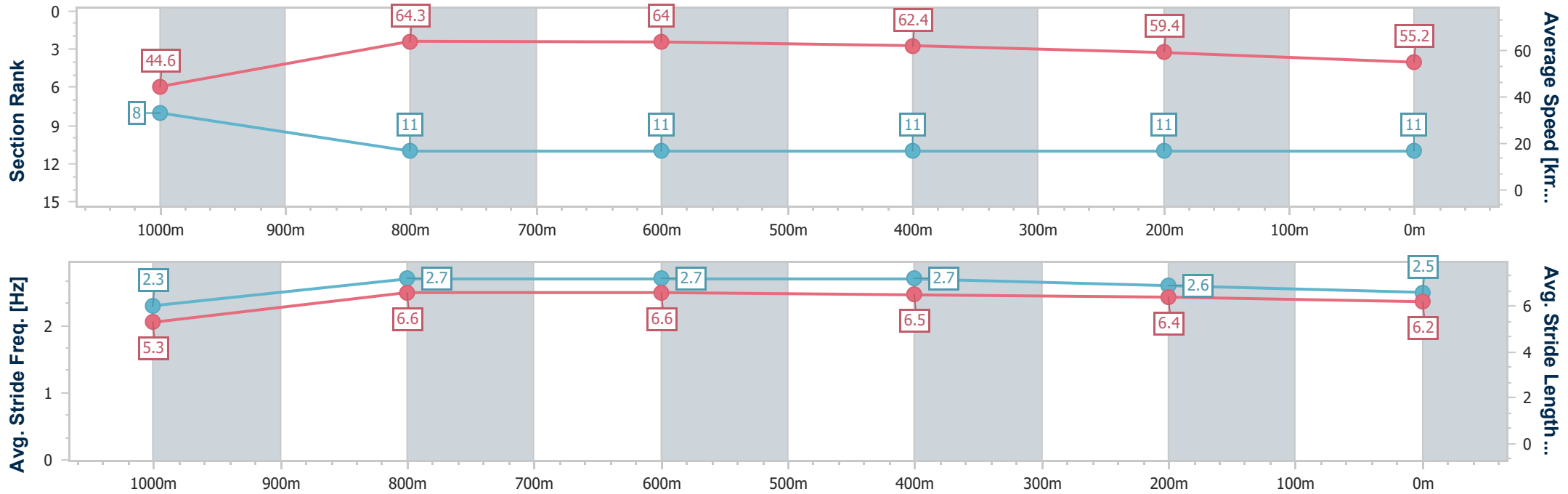
Mackay QLD Professional
Race 6: Ladbrokes Racing Club QTIS Three-Years-Old Handicap - 1100m



26 November 2024 - 16:13

Track Rating: Good 3, Weather: Fine, Rail Position: True

Section	Overall	1000m	800m	600m	400m	200m
Section Times	1:07.48 [11] (0:08.11)	0:59.37 [8] (0:11.34)	0:48.03 [11] (0:11.26)	0:36.77 [11] (0:11.55)	0:25.22 [11] (0:12.17)	0:13.05 [11] (0:13.05)
Average Speed [km/h]	44.6	64.3	64.0	62.4	59.4	55.2
Top Speed [km/h]	60.7	65.1	64.6	64.2	60.5	59.4
Avg. Dist. to Rail [m]	10.2	3.7	1.9	0.5	2.1	2.8
Avg. Stride Freq. [Hz]	2.3	2.7	2.7	2.7	2.6	2.5
Avg. Stride Length [m]	5.3	6.6	6.6	6.5	6.4	6.2



- [] Ranking at each section and finish
- .-.- No data available at this section
- NA No data available



Mackay QLD Professional

Race 7: Racing Again Sat 14th Dec BM55 Handicap - 1100m



MACKAY TURF CLUB
Ooralea Racecourse

26 November 2024 - 16:53

Track Rating: Good 3, Weather: Fine, Rail Position: True

Section													Last 600m					
Field Times		Overall	1000m	800m	600m	400m	200m						0:34.82					
		1:03.72 (0:07.69)	0:56.03 (0:10.51)	0:45.52 (0:10.70)	0:34.82 (0:11.16)	0:23.66 (0:11.79)	0:11.87 (0:11.87)											
Rank	TAB	Horse/Jockey	Barrier	Top Speed [km/h]	Fastest Section												Margin	Distance Travelled [m]
1	11	FLYING MAPLE Ryan Wiggins	7	69.9	0:08.09	1:03.72 [1] (0:08.09)	0:55.63 [11] (0:10.73)	0:44.90 [8] (0:10.59)	0:34.31 [7] (0:11.36)	0:22.95 [7] (0:11.17)	0:11.78 [3] (0:11.78)	1:03.72	0:34.31					
2	13	DISCOVERED GOLD McKenzie Apel	8	70.7	0:07.98	1:03.82 [2] (0:07.98)	0:55.84 [7] (0:10.53)	0:45.31 [5] (0:10.59)	0:34.72 [5] (0:11.51)	0:23.21 [6] (0:11.35)	0:11.86 [4] (0:11.86)	0.63L	0:34.72	+0				
3	1	MIL CIENTO Leah Martyn	12	68.1	0:08.21	1:03.89 [3] (0:08.21)	0:55.68 [13] (0:11.09)	0:44.59 [13] (0:10.77)	0:33.82 [13] (0:11.29)	0:22.53 [13] (0:11.16)	0:11.37 [12] (0:11.37)	1L	0:33.82	-2				
4	9	SPEC OF SILVER Michael Murphy	5	69.3	0:07.83	1:04.01 [4] (0:07.83)	0:56.18 [4] (0:10.58)	0:45.60 [4] (0:10.67)	0:34.93 [4] (0:11.48)	0:23.45 [4] (0:11.52)	0:11.93 [6] (0:11.93)	1.72L	0:34.93	-8				
5	15	LOVE ON DISPLAY Isabel Jessop	10	68.4	0:08.17	1:04.13 [5] (0:08.17)	0:55.96 [12] (0:11.02)	0:44.94 [12] (0:10.71)	0:34.23 [12] (0:11.28)	0:22.95 [12] (0:11.19)	0:11.76 [8] (0:11.76)	2.42L	0:34.23	-2				
6	6	NANO STAR Georgina Cartwright	3	70.0	0:07.72	1:04.15 [6] (0:07.72)	0:56.43 [3] (0:10.48)	0:45.95 [1] (0:10.70)	0:35.25 [1] (0:11.40)	0:23.85 [2] (0:11.55)	0:12.30 [1] (0:12.30)	2.57L	0:35.25	-5				
7	17	JUST FRANK Jackson Murphy	4	68.7	0:07.83	1:04.33 [7] (0:07.83)	0:56.50 [5] (0:10.80)	0:45.70 [6] (0:10.77)	0:34.93 [6] (0:11.39)	0:23.54 [8] (0:11.51)	0:12.03 [7] (0:12.03)	3.59L	0:34.93	-7				
8	2	BORNEO Ashley Butler	1	69.3	0:07.69	1:04.44 [8] (0:07.69)	0:56.75 [1] (0:10.59)	0:46.16 [2] (0:10.64)	0:35.52 [2] (0:11.14)	0:24.38 [1] (0:11.84)	0:12.54 [2] (0:12.54)	4.27L	0:35.52	-15				
9	16	MOON OVER MATILDA Adam Sewell	13	68.6	0:07.99	1:04.58 [9] (0:07.99)	0:56.59 [9] (0:11.04)	0:45.55 [11] (0:10.70)	0:34.85 [11] (0:11.20)	0:23.65 [9] (0:11.54)	0:12.11 [10] (0:12.11)	5.05L	0:34.85	-2				
10	10	TERMINUS Justin Stanley	9	70.3	0:07.71	1:04.76 [10] (0:07.71)	0:57.05 [2] (0:10.62)	0:46.43 [3] (0:10.70)	0:35.73 [3] (0:11.27)	0:24.46 [2] (0:11.73)	0:12.73 [5] (0:12.73)	6.11L	0:35.73	-5				

Scratched: Snuggle Bang Yahoo (#8), Nine Carats (#18), Lamentum (#3), Silver Glitter (#12), Penman (#7)

[] Ranking at each section and finish
 -:-:- No data available at this section
 NA No data available

SCN Saddle cloth number
 DNF Did not finish
 DNT Did not track



Mackay QLD Professional

Race 7: Racing Again Sat 14th Dec BM55 Handicap - 1100m

26 November 2024 - 16:53



MACKAY TURF CLUB
Ooralea Racecourse

Track Rating: Good 3, Weather: Fine, Rail Position: True

Section	Overall	1000m	800m	600m	400m	200m	Last 600m							
Field Times	1:03.72 (0:07.69)	0:56.03 (0:10.51)	0:45.52 (0:10.70)	0:34.82 (0:11.16)	0:23.66 (0:11.79)	0:11.87 (0:11.87)	0:34.82							
Rank	TAB	Horse/Jockey	Barrier	Top Speed [km/h]	Fastest Section							Margin	Distance Travelled [m]	
11	4	HARVESTA Warwick Satherley	11	69.1 1000m	0:07.94 Overall	1:04.78 [11] (0:07.94)	0:56.84 [6] (0:10.95)	0:45.89 [10] (0:10.80)	0:35.09 [10] (0:11.35)	0:23.74 [10] (0:11.44)	0:12.30 [11] (0:12.30)	6.27L	0:35.09	-1
12	14	THUNDER MOON Shae Nielson	2	69.1 1000m	0:07.99 Overall	1:05.25 [12] (0:07.99)	0:57.26 [8] (0:10.74)	0:46.52 [7] (0:10.69)	0:35.83 [8] (0:11.18)	0:24.65 [5] (0:11.81)	0:12.84 [9] (0:12.84)	9.02L	0:35.83	-19
13	5	GETTIN' LIPPY Nathan Thomas	6	69.3 1000m	0:08.03 Overall	1:05.28 [13] (0:08.03)	0:57.25 [10] (0:10.82)	0:46.43 [9] (0:10.84)	0:35.59 [9] (0:11.36)	0:24.23 [11] (0:11.77)	0:12.46 [13] (0:12.46)	9.2L	0:35.59	-13

Scratched: Snuggle Bang Yahoo (#8), Nine Carats (#18), Lamentum (#3), Silver Glitter (#12), Penman (#7)



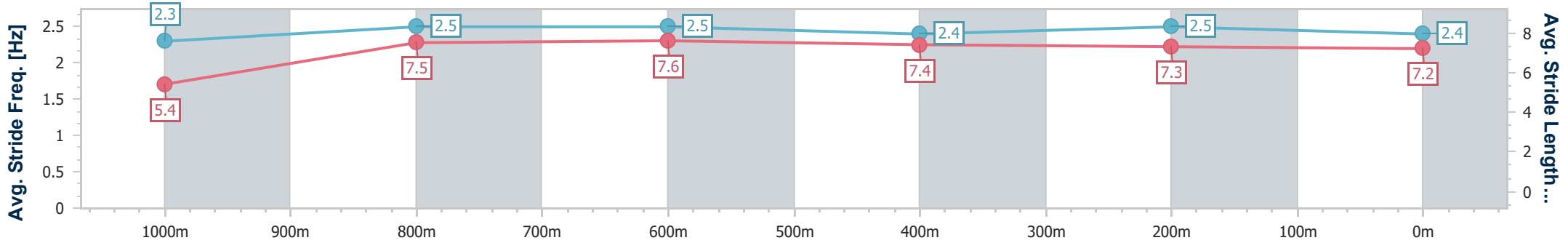
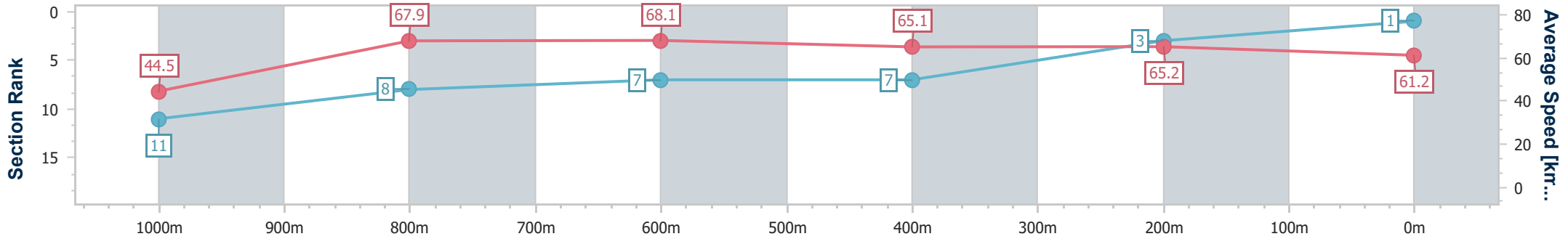
Horse/Jockey Name	Flying Maple
Final Rank	1
Fastest Section Time (Section)	0:08.09 (Overall)
Top Speed [km/h] (Section)	69.9 (1000m)
Race State	Finished



Mackay QLD Professional
 Race 7: Racing Again Sat 14th Dec BM55 Handicap - 1100m
 26 November 2024 - 16:53
 Track Rating: Good 3, Weather: Fine, Rail Position: True



Section	Overall	1000m	800m	600m	400m	200m
Section Times	1:03.72 [1] (0:08.09)	0:55.63 [11] (0:10.73)	0:44.90 [8] (0:10.59)	0:34.31 [7] (0:11.36)	0:22.95 [7] (0:11.17)	0:11.78 [3] (0:11.78)
Average Speed [km/h]	44.5	67.9	68.1	65.1	65.2	61.2
Top Speed [km/h]	62.5	69.9	69.1	68.7	65.9	64.2
Avg. Dist. to Rail [m]	8.5	3.7	1.8	3.1	6.7	7.6
Avg. Stride Freq. [Hz]	2.3	2.5	2.5	2.4	2.5	2.4
Avg. Stride Length [m]	5.4	7.5	7.6	7.4	7.3	7.2



- [] Ranking at each section and finish
- .-.- No data available at this section
- NA No data available



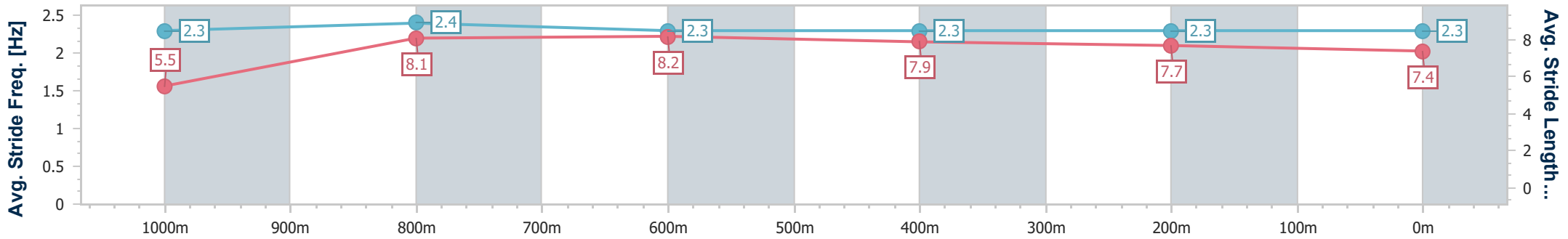
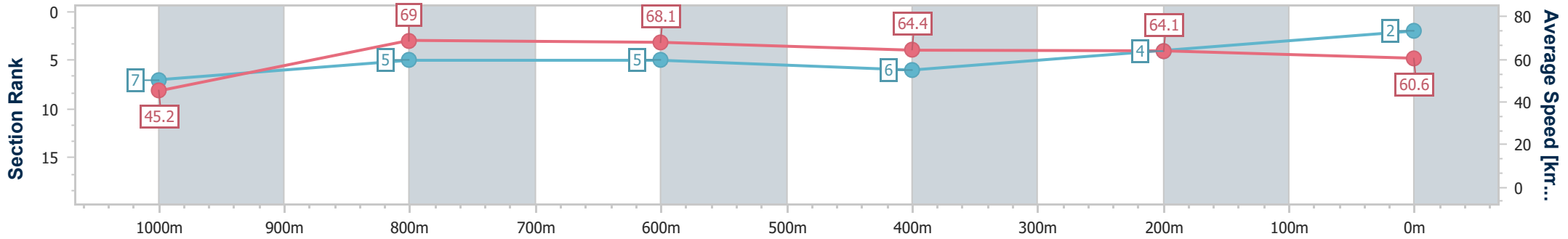
Horse/Jockey Name	Discovered Gold
Final Rank	2
Fastest Section Time (Section)	0:07.98 (Overall)
Top Speed [km/h] (Section)	70.7 (1000m)
Race State	Finished



Mackay QLD Professional
 Race 7: Racing Again Sat 14th Dec BM55 Handicap - 1100m
 26 November 2024 - 16:53
 Track Rating: Good 3, Weather: Fine, Rail Position: True



Section	Overall	1000m	800m	600m	400m	200m
Section Times	1:03.82 [2] (0:07.98)	0:55.84 [7] (0:10.53)	0:45.31 [5] (0:10.59)	0:34.72 [5] (0:11.51)	0:23.21 [6] (0:11.35)	0:11.86 [4]
Average Speed [km/h]	45.2	69.0	68.1	64.4	64.1	60.6
Top Speed [km/h]	64.3	70.7	70.1	65.7	65.1	64.1
Avg. Dist. to Rail [m]	8.6	2.6	1.9	3.5	5.5	5.1
Avg. Stride Freq. [Hz]	2.3	2.4	2.3	2.3	2.3	2.3
Avg. Stride Length [m]	5.5	8.1	8.2	7.9	7.7	7.4



- [] Ranking at each section and finish
- .-.- No data available at this section
- NA No data available



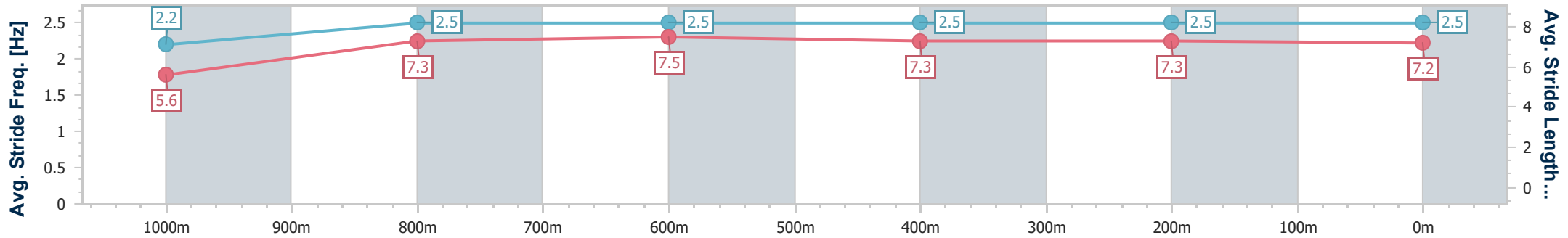
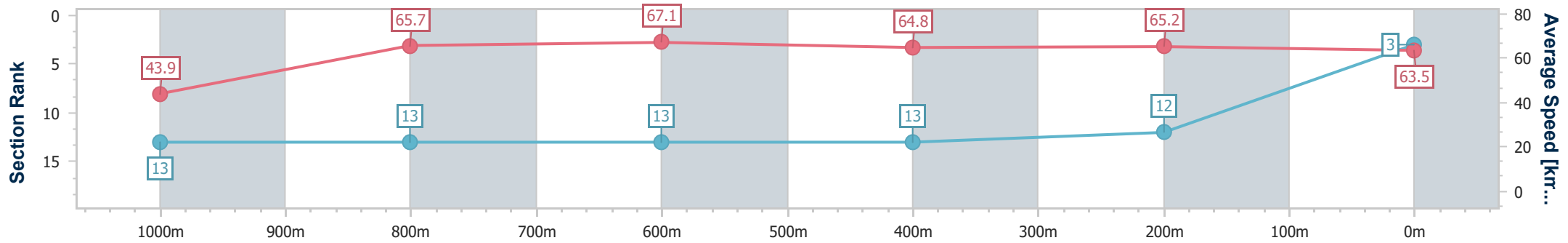
Horse/Jockey Name	Mil Ciento
Final Rank	3
Fastest Section Time (Section)	0:08.21 (Overall)
Top Speed [km/h] (Section)	68.1 (800m)
Race State	Finished



Mackay QLD Professional
 Race 7: Racing Again Sat 14th Dec BM55 Handicap - 1100m
 26 November 2024 - 16:53
 Track Rating: Good 3, Weather: Fine, Rail Position: True



Section	Overall	1000m	800m	600m	400m	200m
Section Times	1:03.89 [3] (0:08.21)	0:55.68 [13] (0:11.09)	0:44.59 [13] (0:10.77)	0:33.82 [13] (0:11.29)	0:22.53 [13] (0:11.16)	0:11.37 [12]
Average Speed [km/h]	43.9	65.7	67.1	64.8	65.2	63.5
Top Speed [km/h]	61.1	68.0	68.1	65.4	67.0	66.0
Avg. Dist. to Rail [m]	12.3	4.0	1.1	2.1	6.8	9.1
Avg. Stride Freq. [Hz]	2.2	2.5	2.5	2.5	2.5	2.5
Avg. Stride Length [m]	5.6	7.3	7.5	7.3	7.3	7.2



- [] Ranking at each section and finish
- .-.- No data available at this section
- NA No data available



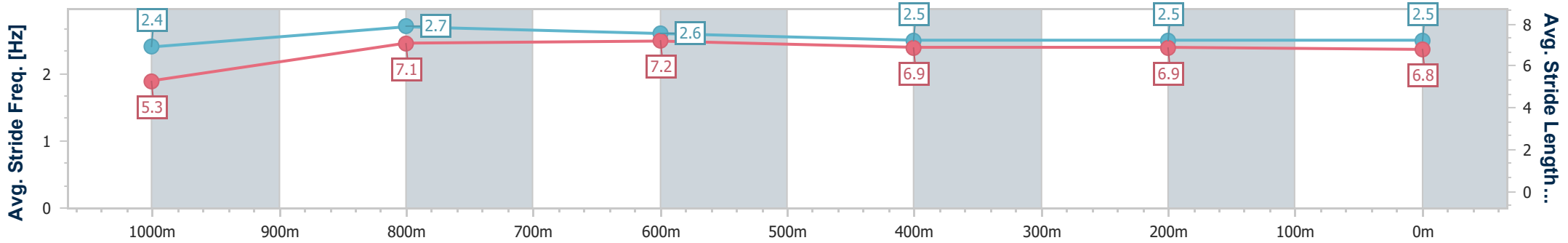
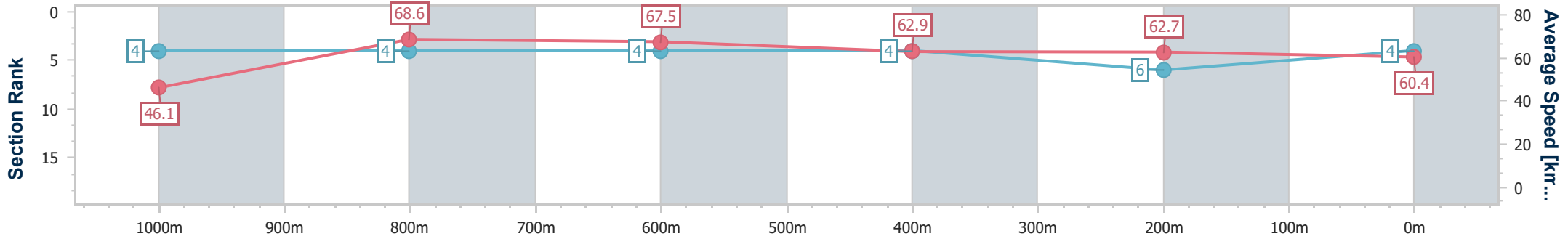
Horse/Jockey Name	Spec Of Silver
Final Rank	4
Fastest Section Time (Section)	0:07.83 (Overall)
Top Speed [km/h] (Section)	69.3 (1000m)
Race State	Finished



Mackay QLD Professional
 Race 7: Racing Again Sat 14th Dec BM55 Handicap - 1100m
 26 November 2024 - 16:53
 Track Rating: Good 3, Weather: Fine, Rail Position: True



Section	Overall	1000m	800m	600m	400m	200m
Section Times	1:04.01 [4] (0:07.83)	0:56.18 [4] (0:10.58)	0:45.60 [4] (0:10.67)	0:34.93 [4] (0:11.48)	0:23.45 [4] (0:11.52)	0:11.93 [6] (0:11.93)
Average Speed [km/h]	46.1	68.6	67.5	62.9	62.7	60.4
Top Speed [km/h]	66.0	69.3	68.6	64.4	63.8	61.8
Avg. Dist. to Rail [m]	6.3	2.2	0.8	0.8	1.2	2.1
Avg. Stride Freq. [Hz]	2.4	2.7	2.6	2.5	2.5	2.5
Avg. Stride Length [m]	5.3	7.1	7.2	6.9	6.9	6.8



- [] Ranking at each section and finish
- .-.- No data available at this section
- NA No data available



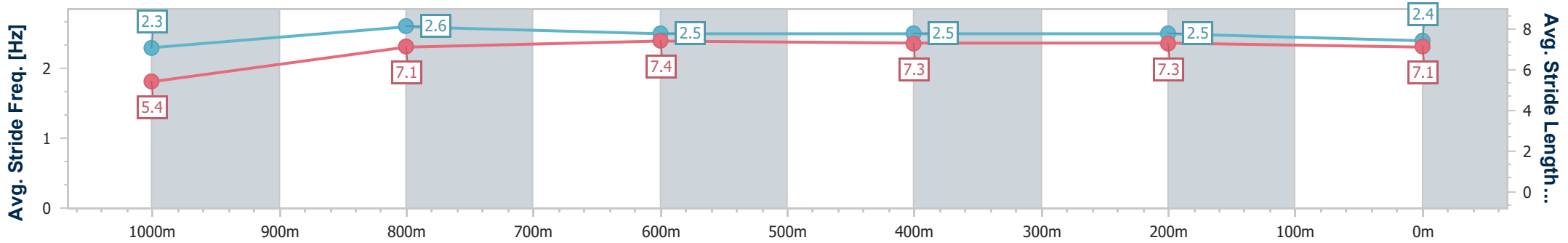
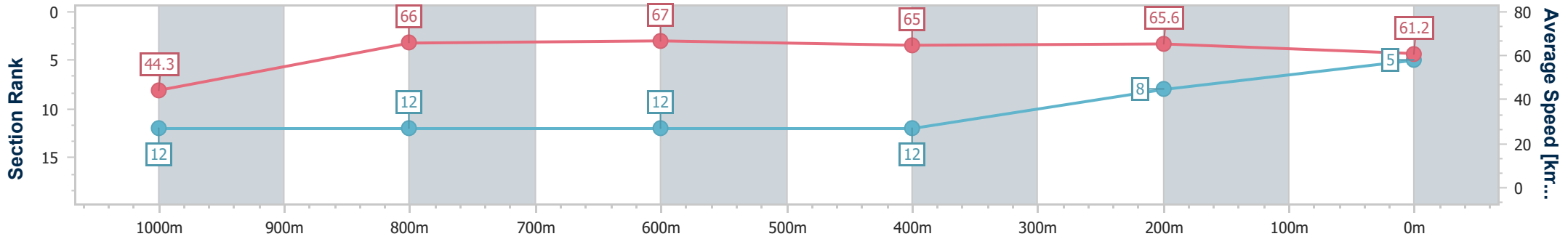
Horse/Jockey Name	Love On Display
Final Rank	5
Fastest Section Time (Section)	0:08.17 (Overall)
Top Speed [km/h] (Section)	68.4 (800m)
Race State	Finished



Mackay QLD Professional
 Race 7: Racing Again Sat 14th Dec BM55 Handicap - 1100m
 26 November 2024 - 16:53
 Track Rating: Good 3, Weather: Fine, Rail Position: True



Section	Overall	1000m	800m	600m	400m	200m
Section Times	1:04.13 [5] (0:08.17)	0:55.96 [12] (0:11.02)	0:44.94 [12] (0:10.71)	0:34.23 [12] (0:11.28)	0:22.95 [12] (0:11.19)	0:11.76 [8] (0:11.76)
Average Speed [km/h]	44.3	66.0	67.0	65.0	65.6	61.2
Top Speed [km/h]	61.2	68.4	68.4	65.4	66.0	64.9
Avg. Dist. to Rail [m]	9.8	3.8	0.7	2.9	8.0	7.7
Avg. Stride Freq. [Hz]	2.3	2.6	2.5	2.5	2.5	2.4
Avg. Stride Length [m]	5.4	7.1	7.4	7.3	7.3	7.1



- [] Ranking at each section and finish
- .-.- No data available at this section
- NA No data available



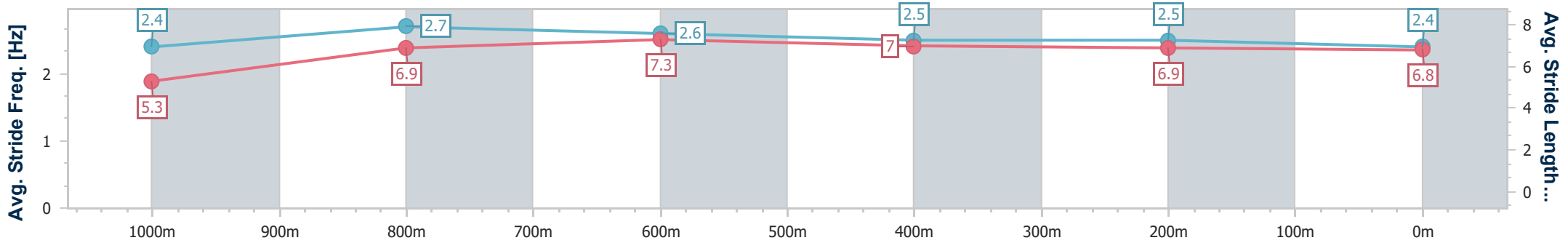
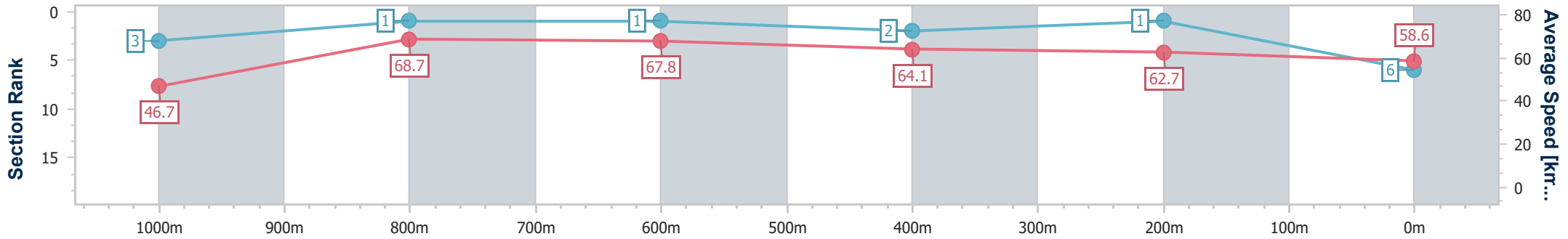
Horse/Jockey Name	Nano Star
Final Rank	6
Fastest Section Time (Section)	0:07.72 (Overall)
Top Speed [km/h] (Section)	70.0 (1000m)
Race State	Finished



Mackay QLD Professional
 Race 7: Racing Again Sat 14th Dec BM55 Handicap - 1100m
 26 November 2024 - 16:53
 Track Rating: Good 3, Weather: Fine, Rail Position: True



Section	Overall	1000m	800m	600m	400m	200m
Section Times	1:04.15 [6] (0:07.72)	0:56.43 [3] (0:10.48)	0:45.95 [1] (0:10.70)	0:35.25 [1] (0:11.40)	0:23.85 [2] (0:11.55)	0:12.30 [1]
Average Speed [km/h]	46.7	68.7	67.8	64.1	62.7	58.6
Top Speed [km/h]	65.1	70.0	69.4	66.6	63.1	62.2
Avg. Dist. to Rail [m]	3.7	1.1	1.8	2.1	2.5	3.5
Avg. Stride Freq. [Hz]	2.4	2.7	2.6	2.5	2.5	2.4
Avg. Stride Length [m]	5.3	6.9	7.3	7.0	6.9	6.8



- [] Ranking at each section and finish
- .-.- No data available at this section
- NA No data available



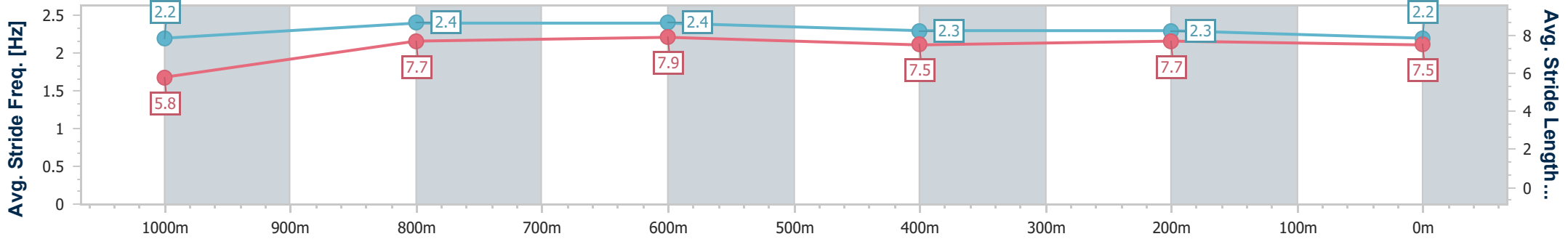
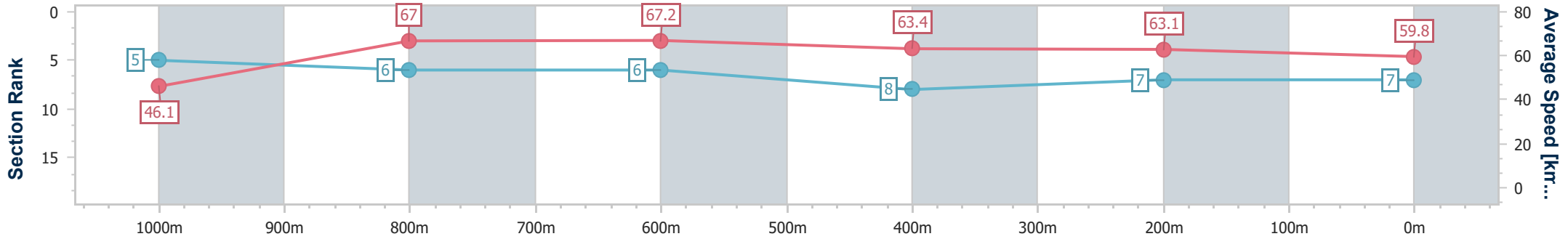
Horse/Jockey Name	Just Frank
Final Rank	7
Fastest Section Time (Section)	0:07.83 (Overall)
Top Speed [km/h] (Section)	68.7 (1000m)
Race State	Finished



Mackay QLD Professional
 Race 7: Racing Again Sat 14th Dec BM55 Handicap - 1100m
 26 November 2024 - 16:53
 Track Rating: Good 3, Weather: Fine, Rail Position: True



Section	Overall	1000m	800m	600m	400m	200m
Section Times	1:04.33 [7] (0:07.83)	0:56.50 [5] (0:10.80)	0:45.70 [6] (0:10.77)	0:34.93 [6] (0:11.39)	0:23.54 [8] (0:11.51)	0:12.03 [7] (0:12.03)
Average Speed [km/h]	46.1	67.0	67.2	63.4	63.1	59.8
Top Speed [km/h]	62.2	68.7	68.3	65.3	64.6	62.3
Avg. Dist. to Rail [m]	5.1	2.0	0.9	1.0	3.7	5.6
Avg. Stride Freq. [Hz]	2.2	2.4	2.4	2.3	2.3	2.2
Avg. Stride Length [m]	5.8	7.7	7.9	7.5	7.7	7.5



- [] Ranking at each section and finish
- .-.- No data available at this section
- NA No data available



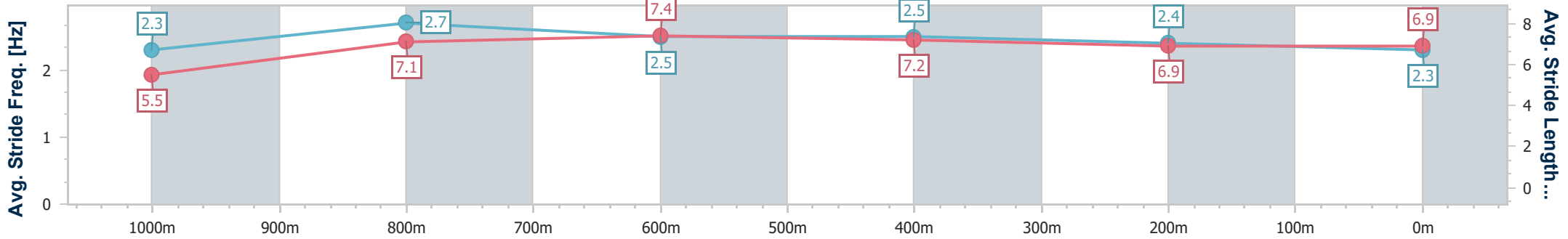
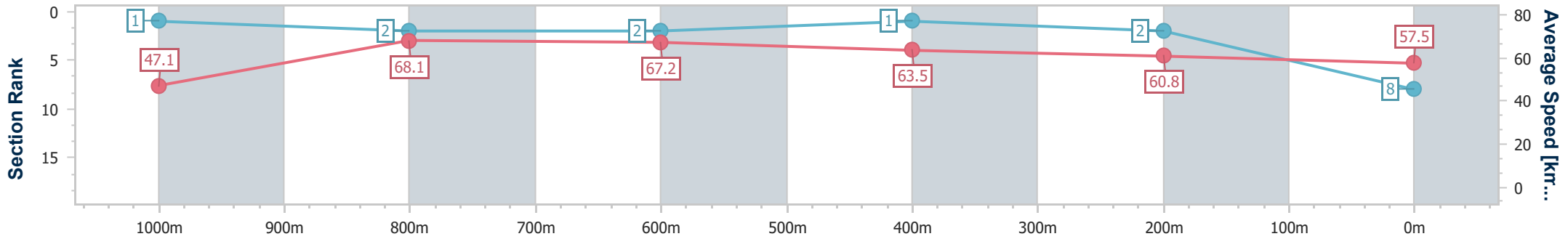
Horse/Jockey Name	Borneo
Final Rank	8
Fastest Section Time (Section)	0:07.69 (Overall)
Top Speed [km/h] (Section)	69.3 (1000m)
Race State	Finished



Mackay QLD Professional
 Race 7: Racing Again Sat 14th Dec BM55 Handicap - 1100m
 26 November 2024 - 16:53
 Track Rating: Good 3, Weather: Fine, Rail Position: True



Section	Overall	1000m	800m	600m	400m	200m
Section Times	1:04.44 [8] (0:07.69)	0:56.75 [1] (0:10.59)	0:46.16 [2] (0:10.64)	0:35.52 [2] (0:11.14)	0:24.38 [1] (0:11.84)	0:12.54 [2]
Average Speed [km/h]	47.1	68.1	67.2	63.5	60.8	57.5
Top Speed [km/h]	64.2	69.3	69.2	65.3	62.2	60.6
Avg. Dist. to Rail [m]	1.1	0.2	0.9	2.1	1.1	1.1
Avg. Stride Freq. [Hz]	2.3	2.7	2.5	2.5	2.4	2.3
Avg. Stride Length [m]	5.5	7.1	7.4	7.2	6.9	6.9



- [] Ranking at each section and finish
- .-.- No data available at this section
- NA No data available



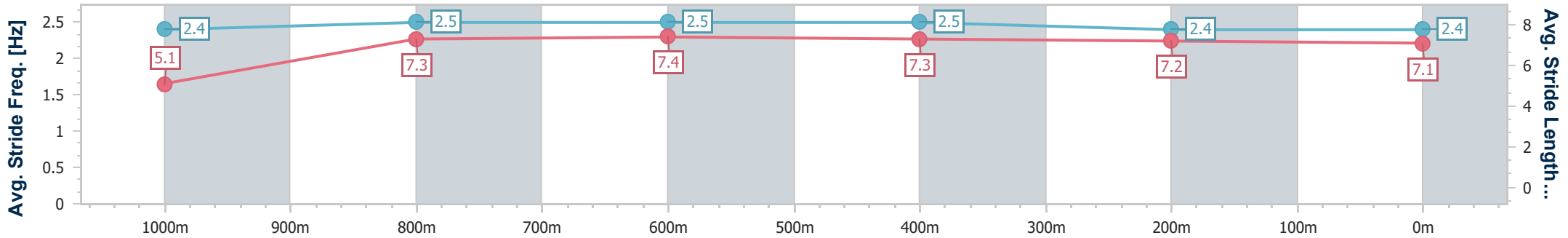
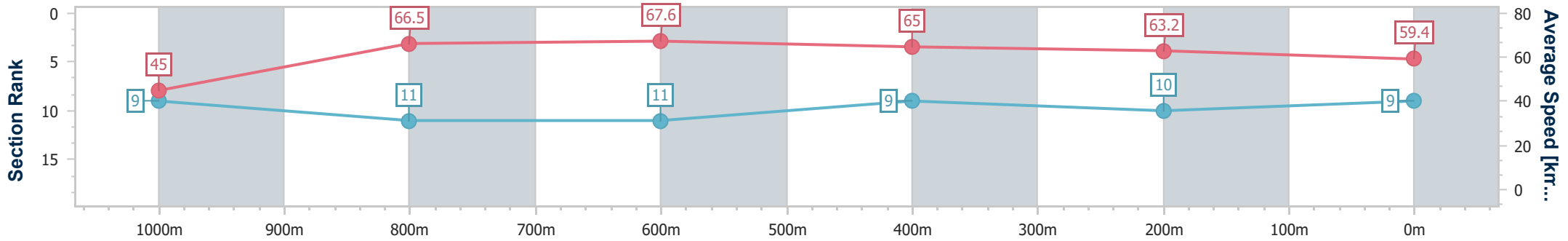
Horse/Jockey Name	Moon Over Matilda
Final Rank	9
Fastest Section Time (Section)	0:07.99 (Overall)
Top Speed [km/h] (Section)	68.6 (800m)
Race State	Finished



Mackay QLD Professional
 Race 7: Racing Again Sat 14th Dec BM55 Handicap - 1100m
 26 November 2024 - 16:53
 Track Rating: Good 3, Weather: Fine, Rail Position: True



Section	Overall	1000m	800m	600m	400m	200m
Section Times	1:04.58 [9] (0:07.99)	0:56.59 [9] (0:11.04)	0:45.55 [11] (0:10.70)	0:34.85 [11] (0:11.20)	0:23.65 [9] (0:11.54)	0:12.11 [10] (0:12.11)
Average Speed [km/h]	45.0	66.5	67.6	65.0	63.2	59.4
Top Speed [km/h]	64.7	68.1	68.6	67.5	63.6	62.7
Avg. Dist. to Rail [m]	12.6	6.1	1.4	1.7	5.6	7.8
Avg. Stride Freq. [Hz]	2.4	2.5	2.5	2.5	2.4	2.4
Avg. Stride Length [m]	5.1	7.3	7.4	7.3	7.2	7.1



- [] Ranking at each section and finish
- .-.- No data available at this section
- NA No data available



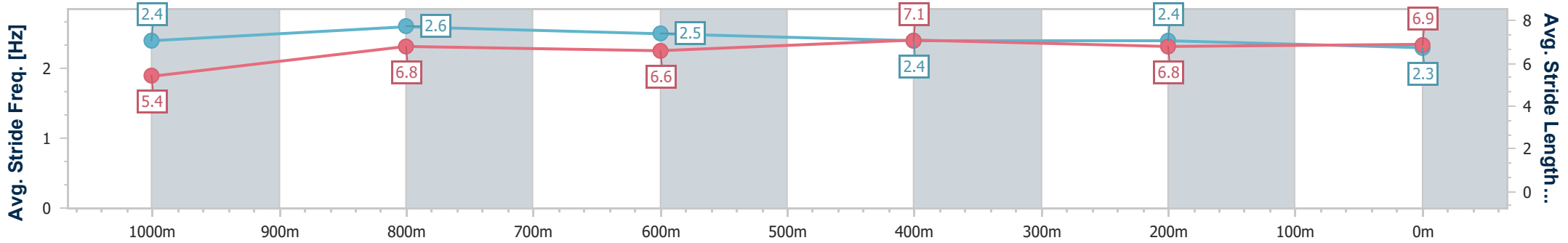
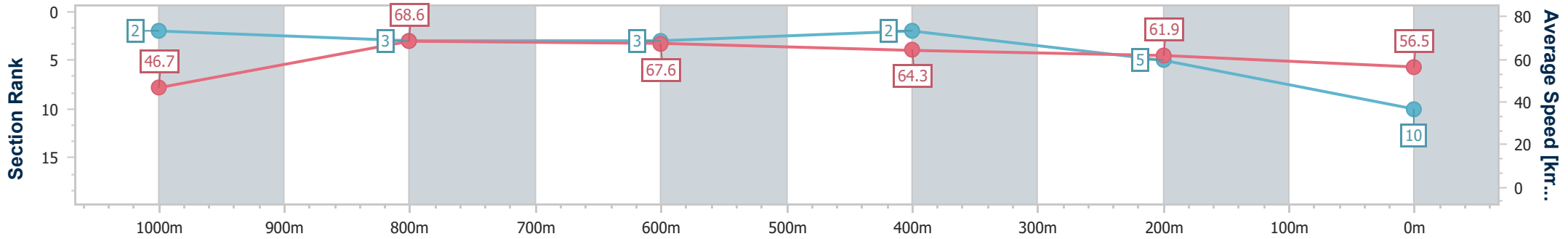
Horse/Jockey Name	Terminus
Final Rank	10
Fastest Section Time (Section)	0:07.71 (Overall)
Top Speed [km/h] (Section)	70.3 (1000m)
Race State	Finished



Mackay QLD Professional
 Race 7: Racing Again Sat 14th Dec BM55 Handicap - 1100m
 26 November 2024 - 16:53
 Track Rating: Good 3, Weather: Fine, Rail Position: True



Section	Overall	1000m	800m	600m	400m	200m
Section Times	1:04.76 [10] (0:07.71)	0:57.05 [2] (0:10.62)	0:46.43 [3] (0:10.70)	0:35.73 [3] (0:11.27)	0:24.46 [2] (0:11.73)	0:12.73 [5] (0:12.73)
Average Speed [km/h]	46.7	68.6	67.6	64.3	61.9	56.5
Top Speed [km/h]	64.8	70.3	69.3	65.5	63.1	60.2
Avg. Dist. to Rail [m]	8.9	4.0	2.2	1.0	3.5	3.9
Avg. Stride Freq. [Hz]	2.4	2.6	2.5	2.4	2.4	2.3
Avg. Stride Length [m]	5.4	6.8	6.6	7.1	6.8	6.9



- [] Ranking at each section and finish
- .-.- No data available at this section
- NA No data available



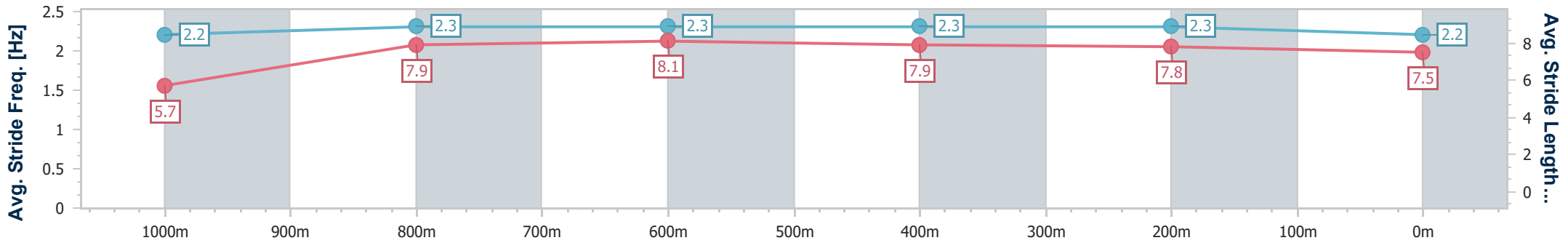
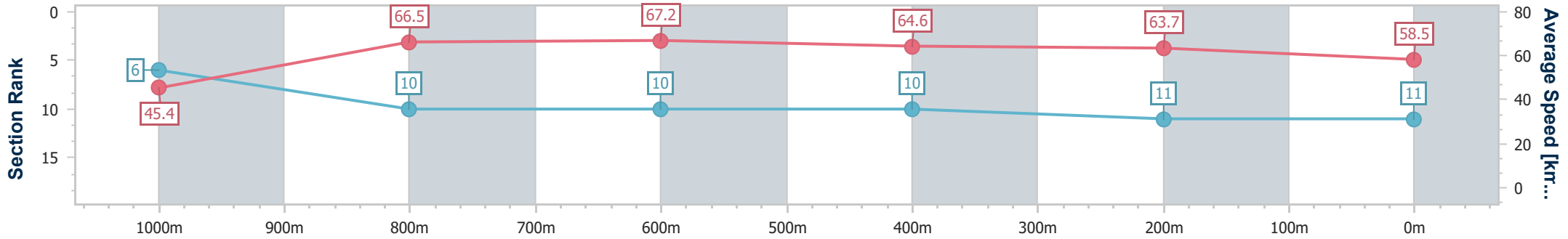
Horse/Jockey Name	Harvesta
Final Rank	11
Fastest Section Time (Section)	0:07.94 (Overall)
Top Speed [km/h] (Section)	69.1 (1000m)
Race State	Finished



Mackay QLD Professional
 Race 7: Racing Again Sat 14th Dec BM55 Handicap - 1100m
 26 November 2024 - 16:53
 Track Rating: Good 3, Weather: Fine, Rail Position: True



Section	Overall	1000m	800m	600m	400m	200m
Section Times	1:04.78 [11] (0:07.94)	0:56.84 [6] (0:10.95)	0:45.89 [10] (0:10.80)	0:35.09 [10] (0:11.35)	0:23.74 [10] (0:11.44)	0:12.30 [11] (0:12.30)
Average Speed [km/h]	45.4	66.5	67.2	64.6	63.7	58.5
Top Speed [km/h]	63.1	69.1	68.8	67.0	65.2	62.0
Avg. Dist. to Rail [m]	10.5	4.0	2.4	2.5	5.0	7.1
Avg. Stride Freq. [Hz]	2.2	2.3	2.3	2.3	2.3	2.2
Avg. Stride Length [m]	5.7	7.9	8.1	7.9	7.8	7.5



- [] Ranking at each section and finish
- .-.- No data available at this section
- NA No data available



Horse/Jockey Name	Thunder Moon
Final Rank	12
Fastest Section Time (Section)	0:07.99 (Overall)
Top Speed [km/h] (Section)	69.1 (1000m)
Race State	Finished



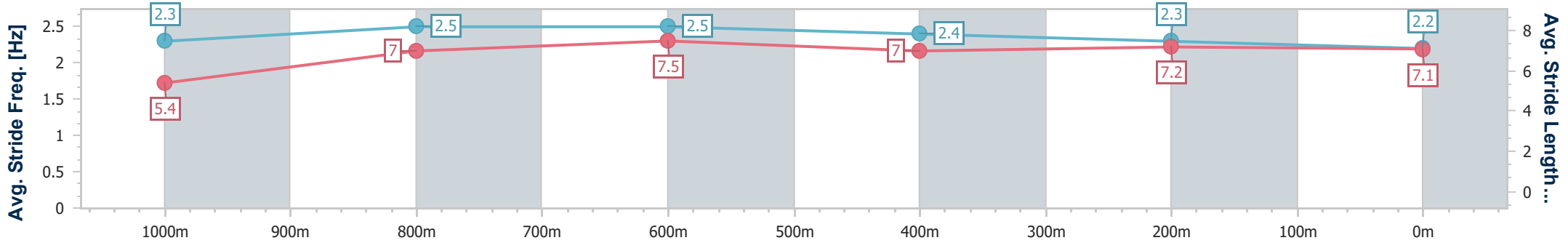
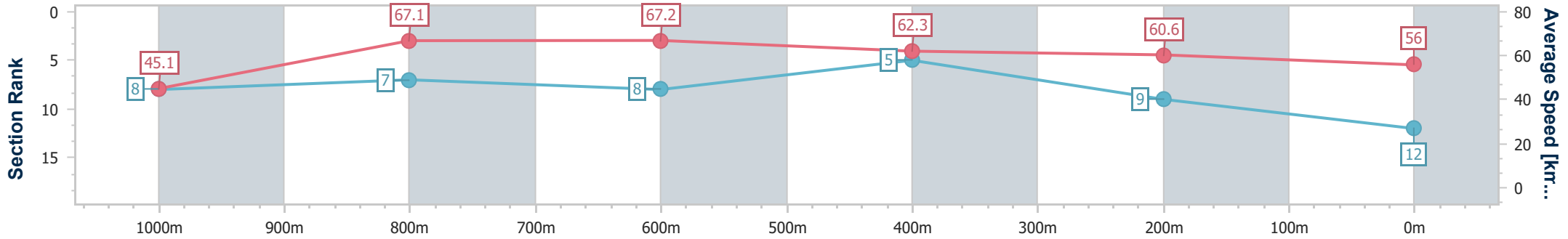
Mackay QLD Professional
Race 7: Racing Again Sat 14th Dec BM55 Handicap - 1100m



26 November 2024 - 16:53

Track Rating: Good 3, Weather: Fine, Rail Position: True

Section	Overall	1000m	800m	600m	400m	200m
Section Times	1:05.25 [12] (0:07.99)	0:57.26 [8] (0:10.74)	0:46.52 [7] (0:10.69)	0:35.83 [8] (0:11.18)	0:24.65 [5] (0:11.81)	0:12.84 [9]
Average Speed [km/h]	45.1	67.1	67.2	62.3	60.6	56.0
Top Speed [km/h]	63.2	69.1	68.6	63.8	62.0	59.7
Avg. Dist. to Rail [m]	2.7	1.2	0.9	4.1	1.7	0.6
Avg. Stride Freq. [Hz]	2.3	2.5	2.5	2.4	2.3	2.2
Avg. Stride Length [m]	5.4	7.0	7.5	7.0	7.2	7.1



- [] Ranking at each section and finish
- .-.- No data available at this section
- NA No data available



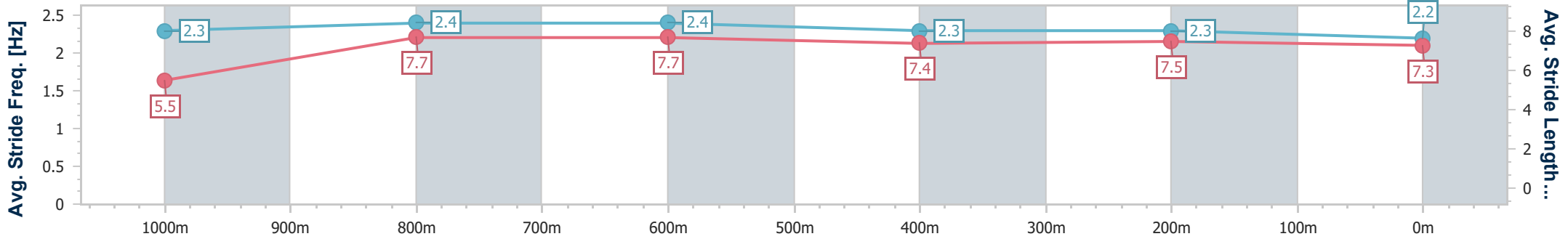
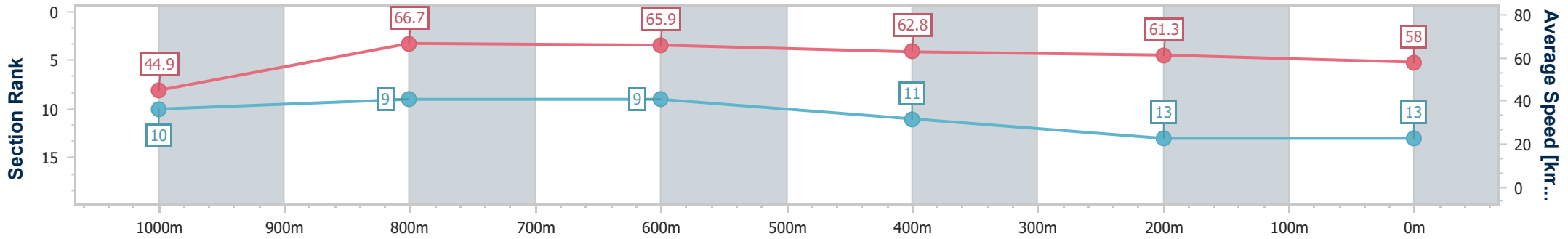
Horse/Jockey Name	Gettin' Lippy
Final Rank	13
Fastest Section Time (Section)	0:08.03 (Overall)
Top Speed [km/h] (Section)	69.3 (1000m)
Race State	Finished



Mackay QLD Professional
 Race 7: Racing Again Sat 14th Dec BM55 Handicap - 1100m
 26 November 2024 - 16:53
 Track Rating: Good 3, Weather: Fine, Rail Position: True



Section	Overall	1000m	800m	600m	400m	200m
Section Times	1:05.28 [13] (0:08.03)	0:57.25 [10] (0:10.82)	0:46.43 [9] (0:10.84)	0:35.59 [9] (0:11.36)	0:24.23 [11] (0:11.77)	0:12.46 [13] (0:12.46)
Average Speed [km/h]	44.9	66.7	65.9	62.8	61.3	58.0
Top Speed [km/h]	63.1	69.3	68.9	63.8	62.2	60.5
Avg. Dist. to Rail [m]	6.6	1.5	1.5	1.5	3.1	5.2
Avg. Stride Freq. [Hz]	2.3	2.4	2.4	2.3	2.3	2.2
Avg. Stride Length [m]	5.5	7.7	7.7	7.4	7.5	7.3



- [] Ranking at each section and finish
- :-:- No data available at this section
- NA No data available