



# Sunshine Coast Poly Track QLD Professional

## Race 1: BASIC BUILDING PRODUCTS BM65 Handicap - 1100m

24 November 2024 - 12:49



Track Rating: Synthetic, Weather: Fine, Rail Position: True

Section		Overall	1000m	800m	600m	400m	200m	Last 600m					
Field Times		1:03.65 (0:08.00)	0:55.65 (0:10.57)	0:45.08 (0:11.02)	0:34.06 (0:11.48)	0:22.58 (0:11.14)	0:11.44 (0:11.44)	0:34.06					
Rank	TAB Horse/Jockey	Barrier	Top Speed [km/h]	Fastest Section							Margin	Distance Travelled [m]	
1	7 <b>PINK CASHMERE</b> Kyle Wilson-Taylor	7	68.1 1000m	0:08.09 Overall	1:03.65 [1] (0:08.09)	0:55.56 [3] (0:10.79)	0:44.77 [3] (0:11.11)	0:33.66 [3] (0:11.25)	0:22.41 [3] (0:10.97)	0:11.44 [1] (0:11.44)	1:03.65	0:33.66	
2	8 <b>PLATINUM LIES</b> Cejay Graham	6	69.3 1000m	0:08.00 Overall	1:04.43 [2] (0:08.00)	0:56.43 [1] (0:10.61)	0:45.82 [2] (0:10.98)	0:34.84 [1] (0:11.53)	0:23.31 [2] (0:11.32)	0:11.99 [2] (0:11.99)	4.5L	0:34.84	+0
3	2 <b>MIO SORRENTO</b> Damien Thornton	5	66.1 1000m	0:08.37 Overall	1:04.75 [3] (0:08.37)	0:56.38 [5] (0:11.18)	0:45.20 [6] (0:11.20)	0:34.00 [6] (0:11.11)	0:22.89 [6] (0:11.16)	0:11.73 [4] (0:11.73)	6.3L	0:34.00	+1
4	1 <b>RUSTIC BOOM</b> Shania Willis	8	70.0 1000m	0:08.02 Overall	1:05.03 [4] (0:08.02)	0:57.01 [2] (0:10.55)	0:46.46 [1] (0:11.20)	0:35.26 [2] (0:11.30)	0:23.96 [1] (0:11.46)	0:12.50 [3] (0:12.50)	7.8L	0:35.26	+0
5	5 <b>SILLY SALMON</b> Nathan Thomas	1	67.2 800m	0:08.41 Overall	1:05.69 [5] (0:08.41)	0:57.28 [6] (0:11.03)	0:46.25 [5] (0:10.99)	0:35.26 [4] (0:11.20)	0:24.06 [4] (0:11.49)	0:12.57 [5] (0:12.57)	11.6L	0:35.26	+0
6	3 <b>SHOCK AND AWE</b> Bailey Wheeler	4	67.5 800m	0:08.28 Overall	1:05.77 [6] (0:08.28)	0:57.49 [4] (0:11.10)	0:46.39 [4] (0:11.09)	0:35.30 [5] (0:11.21)	0:24.09 [5] (0:11.51)	0:12.58 [6] (0:12.58)	11.9L	0:35.30	+1

Scratched: Kelly's Landing (#6), Substitution (#4)

[ ] Ranking at each section and finish  
 -:-:- No data available at this section  
 NA No data available

SCN Saddle cloth number  
 DNF Did not finish  
 DNT Did not track



Horse/Jockey Name	Pink Cashmere
Final Rank	1
Fastest Section Time (Section)	0:08.09 (Overall)
Top Speed [km/h] (Section)	68.1 (1000m)
Race State	Finished



Sunshine Coast Poly Track QLD Professional

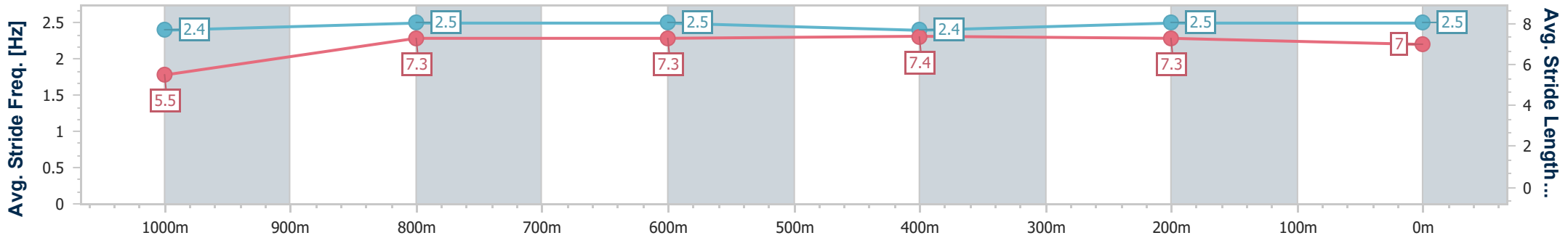
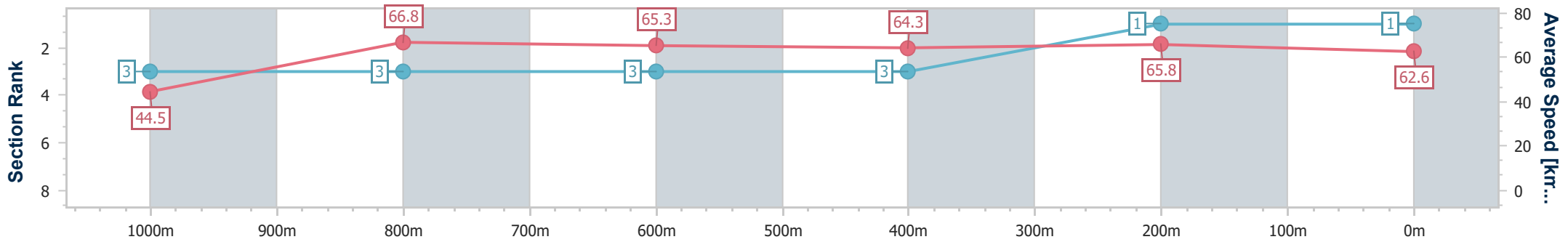
Race 1: BASIC BUILDING PRODUCTS BM65 Handicap - 1100m



24 November 2024 - 12:49

Track Rating: Synthetic, Weather: Fine, Rail Position: True

Section	Overall	1000m	800m	600m	400m	200m
Section Times	1:03.65 [1] (0:08.09)	0:55.56 [3] (0:10.79)	0:44.77 [3] (0:11.11)	0:33.66 [3] (0:11.25)	0:22.41 [3] (0:10.97)	0:11.44 [1] (0:11.44)
Average Speed [km/h]	44.5	66.8	65.3	64.3	65.8	62.6
Top Speed [km/h]	64.8	68.1	67.9	65.4	66.0	65.0
Avg. Dist. to Rail [m]	6.1	2.8	1.2	0.8	1.8	1.2
Avg. Stride Freq. [Hz]	2.4	2.5	2.5	2.4	2.5	2.5
Avg. Stride Length [m]	5.5	7.3	7.3	7.4	7.3	7.0



- [ ] Ranking at each section and finish
- .-.- No data available at this section
- NA No data available



Horse/Jockey Name	Platinum Lies
Final Rank	2
Fastest Section Time (Section)	0:08.00 (Overall)
Top Speed [km/h] (Section)	69.3 (1000m)
Race State	Finished



Sunshine Coast Poly Track QLD Professional

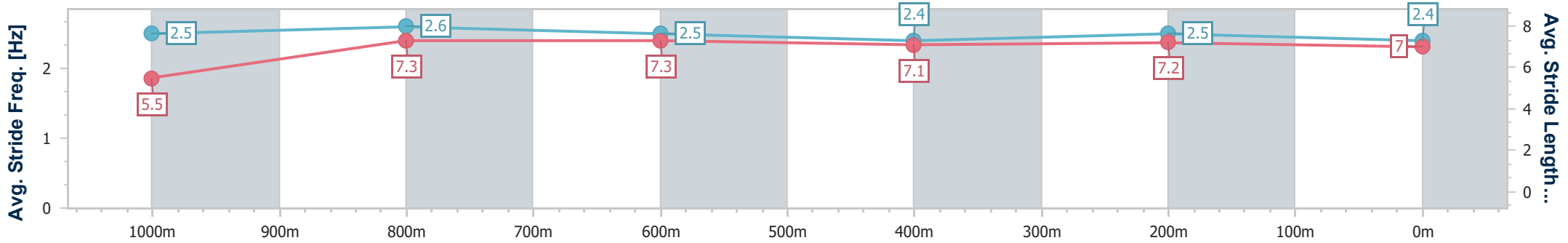
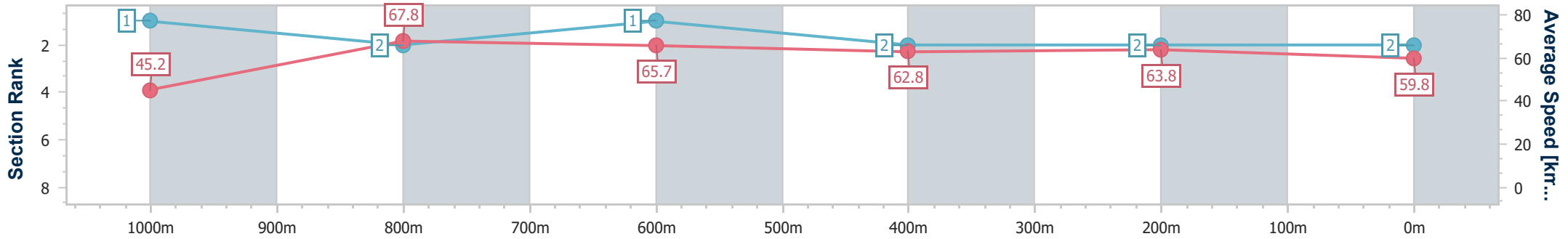
Race 1: BASIC BUILDING PRODUCTS BM65 Handicap - 1100m



24 November 2024 - 12:49

Track Rating: Synthetic, Weather: Fine, Rail Position: True

Section	Overall	1000m	800m	600m	400m	200m
Section Times	1:04.43 [2] (0:08.00)	0:56.43 [1] (0:10.61)	0:45.82 [2] (0:10.98)	0:34.84 [1] (0:11.53)	0:23.31 [2] (0:11.32)	0:11.99 [2] (0:11.99)
Average Speed [km/h]	45.2	67.8	65.7	62.8	63.8	59.8
Top Speed [km/h]	63.8	69.3	67.2	64.1	65.0	62.2
Avg. Dist. to Rail [m]	4.3	0.7	0.4	1.5	1.8	2.0
Avg. Stride Freq. [Hz]	2.5	2.6	2.5	2.4	2.5	2.4
Avg. Stride Length [m]	5.5	7.3	7.3	7.1	7.2	7.0



- [ ] Ranking at each section and finish
- .-.- No data available at this section
- NA No data available



Horse/Jockey Name	Mio Sorrento
Final Rank	3
Fastest Section Time (Section)	0:08.37 (Overall)
Top Speed [km/h] (Section)	66.1 (1000m)
Race State	Finished



Sunshine Coast Poly Track QLD Professional

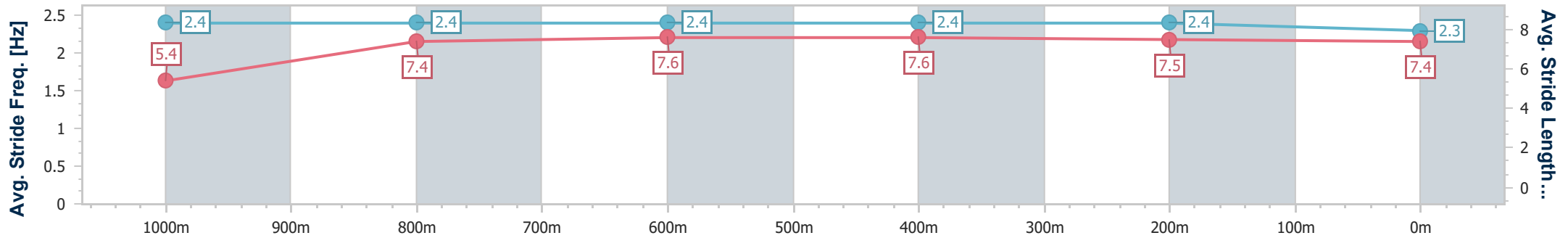
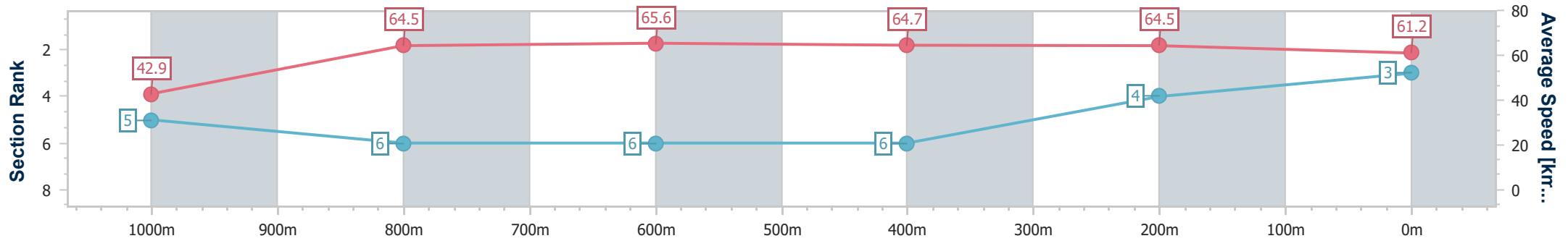
Race 1: BASIC BUILDING PRODUCTS BM65 Handicap - 1100m



24 November 2024 - 12:49

Track Rating: Synthetic, Weather: Fine, Rail Position: True

Section	Overall	1000m	800m	600m	400m	200m
Section Times	1:04.75 [3] (0:08.37)	0:56.38 [5] (0:11.18)	0:45.20 [6] (0:11.20)	0:34.00 [6] (0:11.11)	0:22.89 [6] (0:11.16)	0:11.73 [4]
Average Speed [km/h]	42.9	64.5	65.6	64.7	64.5	61.2
Top Speed [km/h]	60.6	66.1	66.1	65.8	65.8	63.3
Avg. Dist. to Rail [m]	4.5	3.7	2.4	0.4	3.2	3.2
Avg. Stride Freq. [Hz]	2.4	2.4	2.4	2.4	2.4	2.3
Avg. Stride Length [m]	5.4	7.4	7.6	7.6	7.5	7.4



- [ ] Ranking at each section and finish
- .-.- No data available at this section
- NA No data available



Horse/Jockey Name	Rustic Boom
Final Rank	4
Fastest Section Time (Section)	0:08.02 (Overall)
Top Speed [km/h] (Section)	70.0 (1000m)
Race State	Finished



Sunshine Coast Poly Track QLD Professional

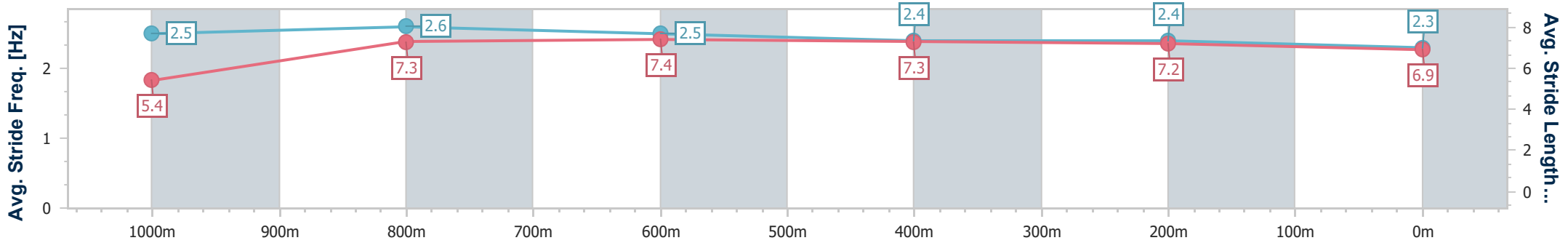
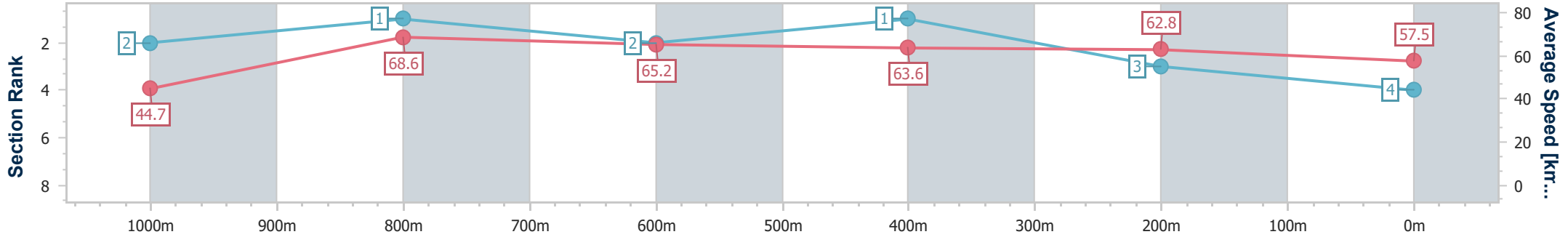
Race 1: BASIC BUILDING PRODUCTS BM65 Handicap - 1100m



24 November 2024 - 12:49

Track Rating: Synthetic, Weather: Fine, Rail Position: True

Section	Overall	1000m	800m	600m	400m	200m
Section Times	1:05.03 [4] (0:08.02)	0:57.01 [2] (0:10.55)	0:46.46 [1] (0:11.20)	0:35.26 [2] (0:11.30)	0:23.96 [1] (0:11.46)	0:12.50 [3] (0:12.50)
Average Speed [km/h]	44.7	68.6	65.2	63.6	62.8	57.5
Top Speed [km/h]	65.1	70.0	68.3	64.8	64.1	61.3
Avg. Dist. to Rail [m]	7.3	3.8	2.3	0.6	0.2	1.1
Avg. Stride Freq. [Hz]	2.5	2.6	2.5	2.4	2.4	2.3
Avg. Stride Length [m]	5.4	7.3	7.4	7.3	7.2	6.9



- [ ] Ranking at each section and finish
- .-.- No data available at this section
- NA No data available



Horse/Jockey Name	Silly Salmon
Final Rank	5
Fastest Section Time (Section)	0:08.41 (Overall)
Top Speed [km/h] (Section)	67.2 (800m)
Race State	Finished



Sunshine Coast Poly Track QLD Professional

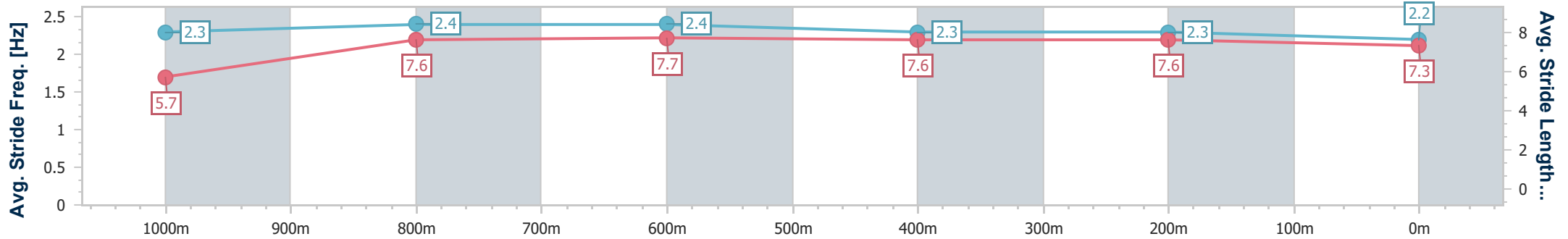
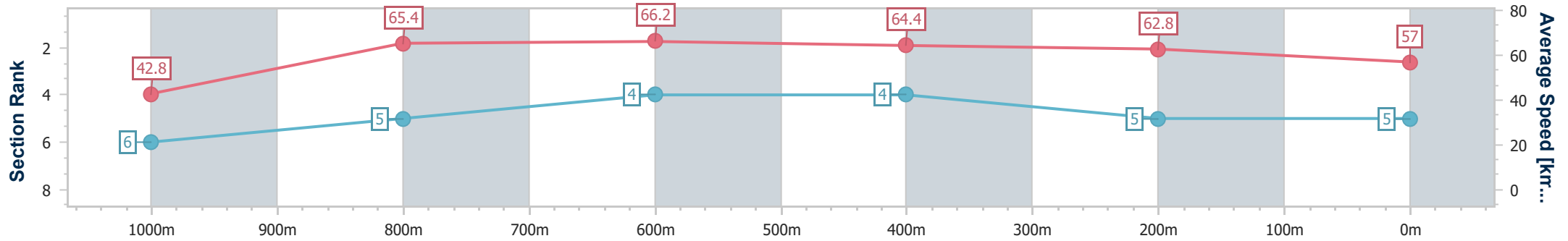
Race 1: BASIC BUILDING PRODUCTS BM65 Handicap - 1100m



24 November 2024 - 12:49

Track Rating: Synthetic, Weather: Fine, Rail Position: True

Section	Overall	1000m	800m	600m	400m	200m
Section Times	1:05.69 [5] (0:08.41)	0:57.28 [6] (0:11.03)	0:46.25 [5] (0:10.99)	0:35.26 [4] (0:11.20)	0:24.06 [4] (0:11.49)	0:12.57 [5] (0:12.57)
Average Speed [km/h]	42.8	65.4	66.2	64.4	62.8	57.0
Top Speed [km/h]	60.9	66.8	67.2	65.2	63.7	60.4
Avg. Dist. to Rail [m]	1.7	2.1	1.8	0.4	0.9	1.6
Avg. Stride Freq. [Hz]	2.3	2.4	2.4	2.3	2.3	2.2
Avg. Stride Length [m]	5.7	7.6	7.7	7.6	7.6	7.3



- [ ] Ranking at each section and finish
- .-.- No data available at this section
- NA No data available



Horse/Jockey Name	Shock And Awe
Final Rank	6
Fastest Section Time (Section)	0:08.28 (Overall)
Top Speed [km/h] (Section)	67.5 (800m)
Race State	Finished



Sunshine Coast Poly Track QLD Professional

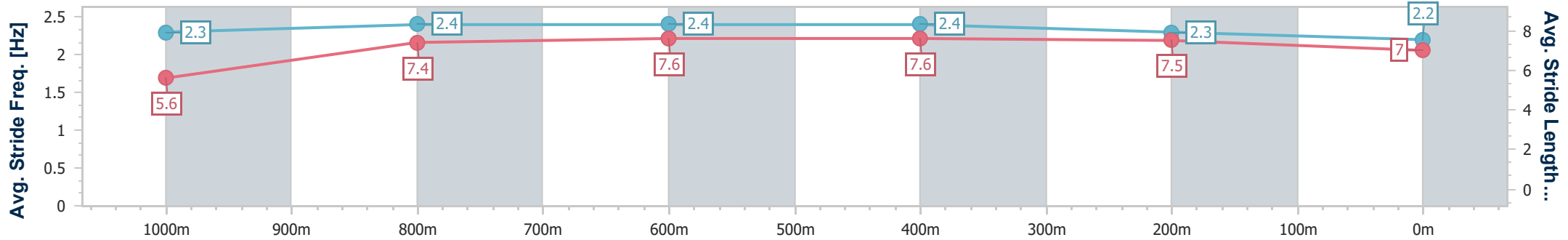
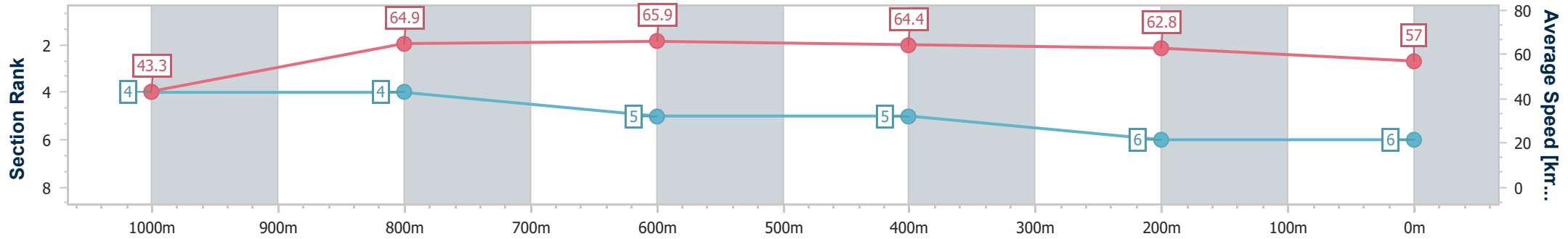
Race 1: BASIC BUILDING PRODUCTS BM65 Handicap - 1100m



24 November 2024 - 12:49

Track Rating: Synthetic, Weather: Fine, Rail Position: True

Section	Overall	1000m	800m	600m	400m	200m
Section Times	1:05.77 [6] (0:08.28)	0:57.49 [4] (0:11.10)	0:46.39 [4] (0:11.09)	0:35.30 [5] (0:11.21)	0:24.09 [5] (0:11.51)	0:12.58 [6] (0:12.58)
Average Speed [km/h]	43.3	64.9	65.9	64.4	62.8	57.0
Top Speed [km/h]	60.4	66.9	67.5	66.0	63.9	60.3
Avg. Dist. to Rail [m]	3.1	2.9	2.0	0.6	1.9	2.9
Avg. Stride Freq. [Hz]	2.3	2.4	2.4	2.4	2.3	2.2
Avg. Stride Length [m]	5.6	7.4	7.6	7.6	7.5	7.0



- [ ] Ranking at each section and finish
- .-.- No data available at this section
- NA No data available



**Sunshine Coast Poly Track QLD Professional**  
**Race 2: PARFOS BRICK AND BLOCKLAYING QTIS Three-Years-Old**  
**Maiden Plate - 1100m**  
**24 November 2024 - 13:25**



Track Rating: Synthetic, Weather: Fine, Rail Position: True

Section		Field Times											Last 600m					
		Overall	1000m	800m	600m	400m	200m						0:34.87					
		1:05.46 (0:07.98)	0:57.48 (0:11.07)	0:46.41 (0:11.54)	0:34.87 (0:11.50)	0:23.37 (0:11.50)	0:11.87 (0:11.87)											
Rank	TAB	Horse/Jockey	Barrier	Top Speed [km/h]	Fastest Section												Margin	Distance Travelled [m]
1	8	<b>BOOMING BIANCA</b> Brandon Lerena	6	69.0	0:08.29	1:05.46 [1] (0:08.29)	0:57.17 [5] (0:10.91)	0:46.26 [4] (0:11.64)	0:34.62 [4] (0:11.55)	0:23.07 [3] (0:11.32)	0:11.75 [3] (0:11.75)	1:05.46	0:34.62					
2	2	<b>FIREFORCE</b> Cejay Graham	7	66.7	0:08.18	1:05.53 [2] (0:08.18)	0:57.35 [3] (0:10.91)	0:46.44 [3] (0:11.50)	0:34.94 [1] (0:11.50)	0:23.44 [1] (0:11.50)	0:11.94 [1] (0:11.94)	0.3L	0:34.94	-8				
3	11	<b>MISS MERCY</b> Cody Collis	2	66.5	0:08.47	1:05.58 [3] (0:08.47)	0:57.11 [9] (0:11.18)	0:45.93 [9] (0:11.66)	0:34.27 [9] (0:11.51)	0:22.76 [7] (0:11.09)	0:11.67 [5] (0:11.67)	0.5L	0:34.27	-1				
4	5	<b>TUDAYA</b> Kyle Wilson-Taylor	4	68.7	0:08.29	1:05.92 [4] (0:08.29)	0:57.63 [5] (0:10.97)	0:46.66 [5] (0:11.65)	0:35.01 [5] (0:11.65)	0:23.36 [5] (0:11.29)	0:12.07 [4] (0:12.07)	2.5L	0:35.01	-5				
5	1	<b>ABSINTHE CAT</b> Jace McMurray	8	66.5	0:07.98	1:05.95 [5] (0:07.98)	0:57.97 [1] (0:11.07)	0:46.90 [1] (0:11.56)	0:35.34 [2] (0:11.53)	0:23.81 [2] (0:11.45)	0:12.36 [2] (0:12.36)	2.6L	0:35.34	+0				
6	7	<b>AQUATEMPO</b> Damien Thornton	10	67.4	0:08.08	1:06.27 [6] (0:08.08)	0:58.19 [2] (0:10.98)	0:47.21 [2] (0:11.74)	0:35.47 [3] (0:11.63)	0:23.84 [4] (0:11.57)	0:12.27 [6] (0:12.27)	4.4L	0:35.47	+6				
7	4	<b>RUM RUMBLE</b> Luke Dempsey	3	65.8	0:08.28	1:06.46 [7] (0:08.28)	0:58.18 [4] (0:11.21)	0:46.97 [6] (0:11.71)	0:35.26 [8] (0:12.12)	0:23.14 [10] (0:11.34)	0:11.80 [8] (0:11.80)	5.4L	0:35.26	+1				
8	10	<b>LLEWELLYN BAY</b> Dale Smith	1	66.1	0:08.36	1:06.57 [8] (0:08.36)	0:58.21 [8] (0:11.17)	0:47.04 [7] (0:11.56)	0:35.48 [7] (0:11.69)	0:23.79 [6] (0:11.68)	0:12.11 [7] (0:12.11)	5.9L	0:35.48	-5				
9	3	<b>LET'SGO HUGO</b> Taylor Marshall	5	66.2	0:08.66	1:06.77 [9] (0:08.66)	0:58.11 [10] (0:11.17)	0:46.94 [10] (0:11.49)	0:35.45 [10] (0:11.96)	0:23.49 [9] (0:11.58)	0:11.91 [9] (0:11.91)	6.9L	0:35.45	+0				
10	9	<b>KOUKLITSA</b> Shania Willis	9	65.7	0:08.35	1:07.96 [10] (0:08.35)	0:59.61 [7] (0:11.20)	0:48.41 [8] (0:11.54)	0:36.87 [6] (0:12.06)	0:24.81 [8] (0:11.93)	0:12.88 [10] (0:12.88)	13.7L	0:36.87	+2				

Scratched: Zouchase (#6)

[ ] Ranking at each section and finish  
 -:-:- No data available at this section  
 NA No data available

SCN Saddle cloth number  
 DNF Did not finish  
 DNT Did not track





Horse/Jockey Name	Booming Bianca
Final Rank	1
Fastest Section Time (Section)	0:08.29 (Overall)
Top Speed [km/h] (Section)	69.0 (1000m)
Race State	Finished



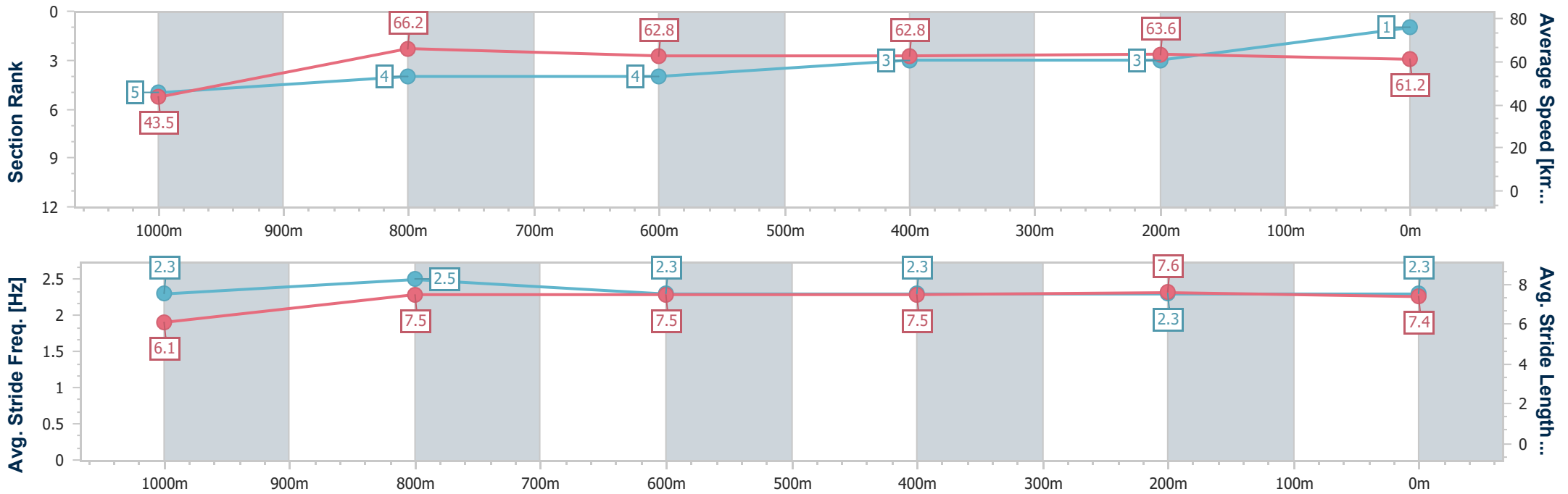
Sunshine Coast Poly Track QLD Professional  
 Race 2: PARFOS BRICK AND BLOCKLAYING QTIS Three-Years  
 -Old Maiden Plate - 1100m



24 November 2024 - 13:25

Track Rating: Synthetic, Weather: Fine, Rail Position: True

Section	Overall	1000m	800m	600m	400m	200m
Section Times	1:05.46 [1] (0:08.29)	0:57.17 [5] (0:10.91)	0:46.26 [4] (0:11.64)	0:34.62 [4] (0:11.55)	0:23.07 [3] (0:11.32)	0:11.75 [3] (0:11.75)
Average Speed [km/h]	43.5	66.2	62.8	62.8	63.6	61.2
Top Speed [km/h]	62.8	69.0	65.0	64.0	64.6	62.4
Avg. Dist. to Rail [m]	6.5	4.1	2.6	0.7	3.3	3.5
Avg. Stride Freq. [Hz]	2.3	2.5	2.3	2.3	2.3	2.3
Avg. Stride Length [m]	6.1	7.5	7.5	7.5	7.6	7.4



- [ ] Ranking at each section and finish
- .-.- No data available at this section
- NA No data available



Horse/Jockey Name	Fireforce
Final Rank	2
Fastest Section Time (Section)	0:08.18 (Overall)
Top Speed [km/h] (Section)	66.7 (1000m)
Race State	Finished



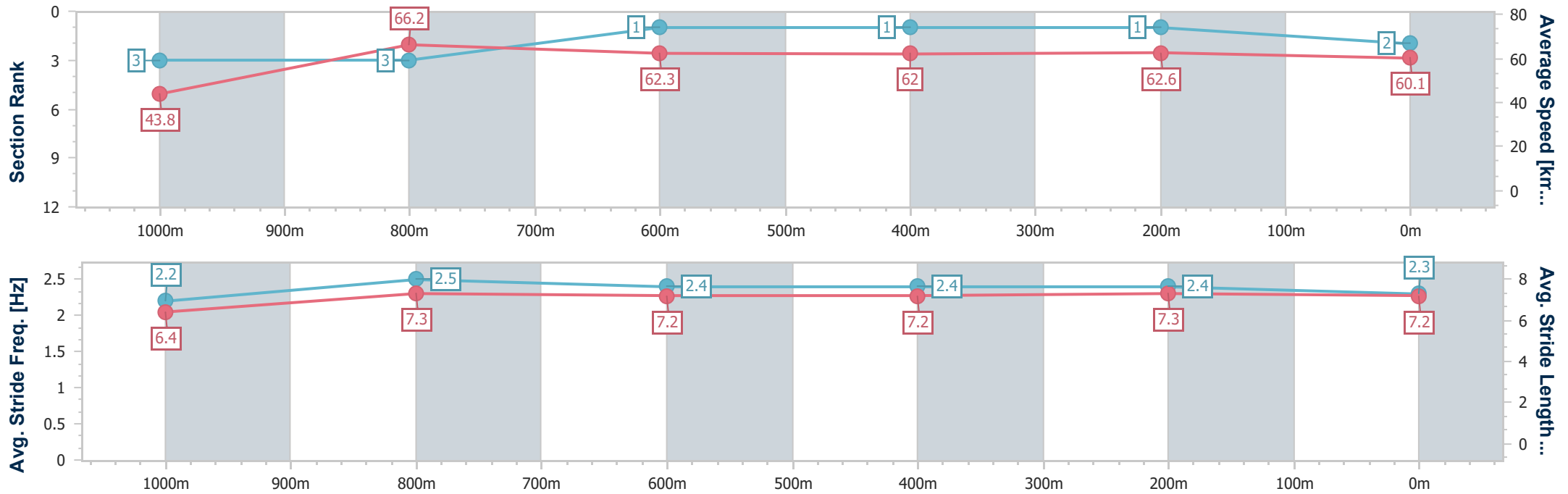
Sunshine Coast Poly Track QLD Professional  
 Race 2: PARFOS BRICK AND BLOCKLAYING QTIS Three-Years  
 -Old Maiden Plate - 1100m



24 November 2024 - 13:25

Track Rating: Synthetic, Weather: Fine, Rail Position: True

Section	Overall	1000m	800m	600m	400m	200m
Section Times	1:05.53 [2] (0:08.18)	0:57.35 [3] (0:10.91)	0:46.44 [3] (0:11.50)	0:34.94 [1] (0:11.50)	0:23.44 [1] (0:11.50)	0:11.94 [1] (0:11.94)
Average Speed [km/h]	43.8	66.2	62.3	62.0	62.6	60.1
Top Speed [km/h]	64.3	66.7	65.1	64.3	63.9	61.7
Avg. Dist. to Rail [m]	6.9	1.5	0.7	1.3	1.0	0.6
Avg. Stride Freq. [Hz]	2.2	2.5	2.4	2.4	2.4	2.3
Avg. Stride Length [m]	6.4	7.3	7.2	7.2	7.3	7.2



- [ ] Ranking at each section and finish
- .-.- No data available at this section
- NA No data available



Horse/Jockey Name	Miss Mercy
Final Rank	3
Fastest Section Time (Section)	0:08.47 (Overall)
Top Speed [km/h] (Section)	66.5 (400m)
Race State	Finished



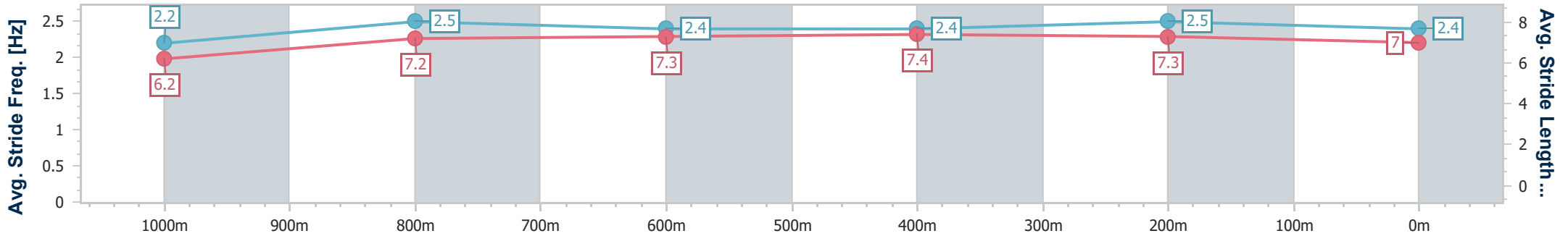
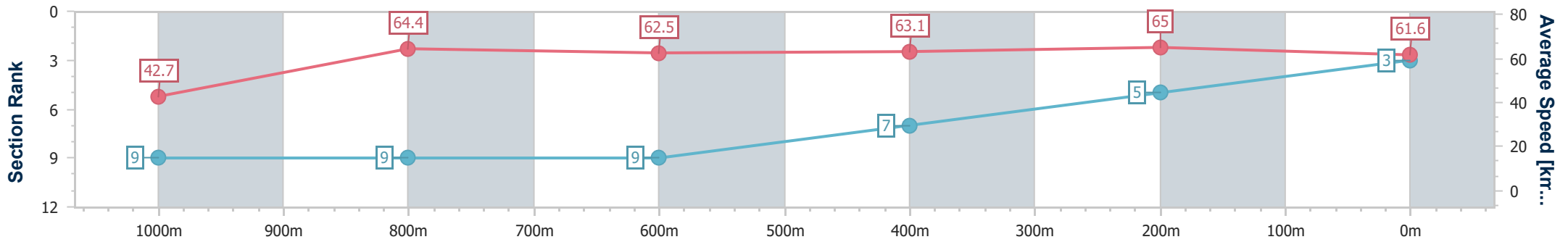
Sunshine Coast Poly Track QLD Professional  
 Race 2: PARFOS BRICK AND BLOCKLAYING QTIS Three-Years  
 -Old Maiden Plate - 1100m



24 November 2024 - 13:25

Track Rating: Synthetic, Weather: Fine, Rail Position: True

Section	Overall	1000m	800m	600m	400m	200m
Section Times	1:05.58 [3] (0:08.47)	0:57.11 [9] (0:11.18)	0:45.93 [9] (0:11.66)	0:34.27 [9] (0:11.51)	0:22.76 [7] (0:11.09)	0:11.67 [5] (0:11.67)
Average Speed [km/h]	42.7	64.4	62.5	63.1	65.0	61.6
Top Speed [km/h]	62.7	66.3	65.7	66.2	66.5	63.2
Avg. Dist. to Rail [m]	3.0	1.4	1.7	1.3	5.0	7.9
Avg. Stride Freq. [Hz]	2.2	2.5	2.4	2.4	2.5	2.4
Avg. Stride Length [m]	6.2	7.2	7.3	7.4	7.3	7.0



- [ ] Ranking at each section and finish
- .-.- No data available at this section
- NA No data available



Horse/Jockey Name	Tudaya
Final Rank	4
Fastest Section Time (Section)	0:08.29 (Overall)
Top Speed [km/h] (Section)	68.7 (1000m)
Race State	Finished



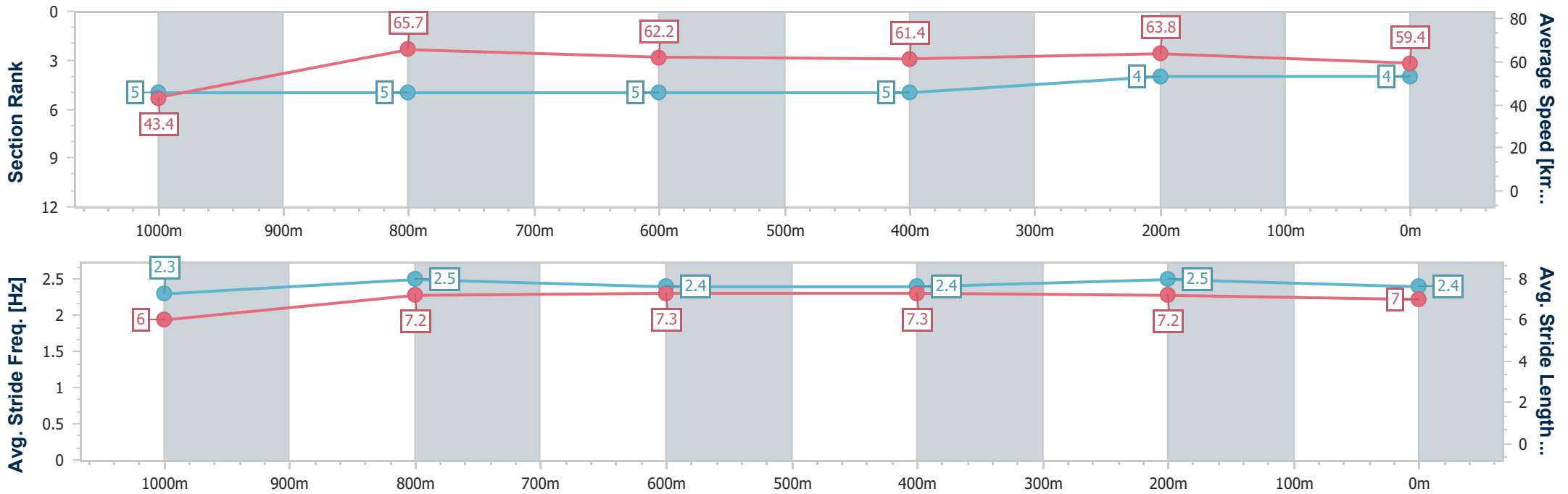
Sunshine Coast Poly Track QLD Professional  
 Race 2: PARFOS BRICK AND BLOCKLAYING QTIS Three-Years  
 -Old Maiden Plate - 1100m



24 November 2024 - 13:25

Track Rating: Synthetic, Weather: Fine, Rail Position: True

Section	Overall	1000m	800m	600m	400m	200m
Section Times	1:05.92 [4] (0:08.29)	0:57.63 [5] (0:10.97)	0:46.66 [5] (0:11.65)	0:35.01 [5] (0:11.65)	0:23.36 [5] (0:11.29)	0:12.07 [4] (0:12.07)
Average Speed [km/h]	43.4	65.7	62.2	61.4	63.8	59.4
Top Speed [km/h]	62.4	68.7	64.4	65.2	65.3	61.9
Avg. Dist. to Rail [m]	4.5	2.8	0.8	0.6	1.3	1.7
Avg. Stride Freq. [Hz]	2.3	2.5	2.4	2.4	2.5	2.4
Avg. Stride Length [m]	6.0	7.2	7.3	7.3	7.2	7.0



- [ ] Ranking at each section and finish
- .-.- No data available at this section
- NA No data available



Horse/Jockey Name	Absinthe Cat
Final Rank	5
Fastest Section Time (Section)	0:07.98 (Overall)
Top Speed [km/h] (Section)	66.5 (800m)
Race State	Finished



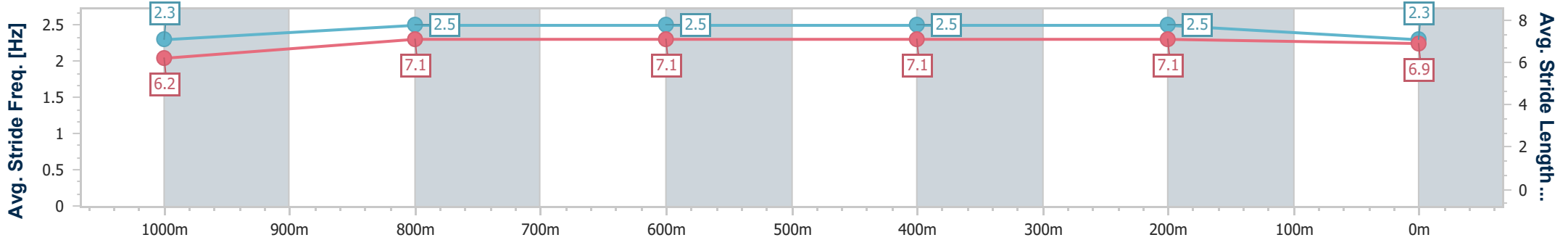
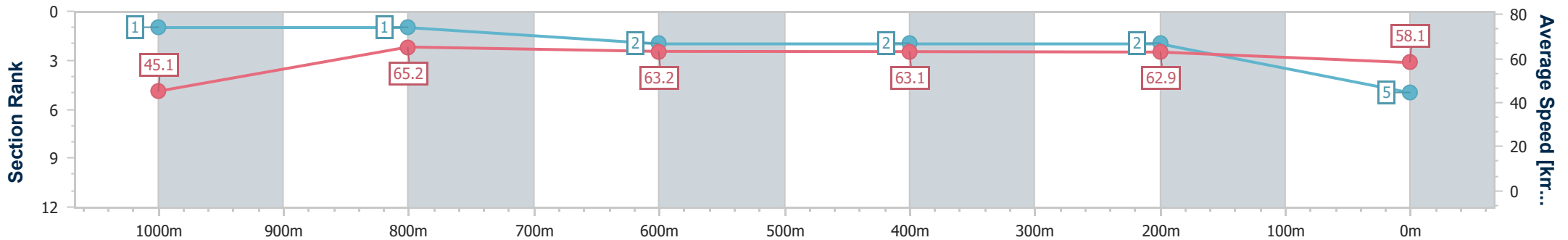
Sunshine Coast Poly Track QLD Professional  
 Race 2: PARFOS BRICK AND BLOCKLAYING QTIS Three-Years  
 -Old Maiden Plate - 1100m



24 November 2024 - 13:25

Track Rating: Synthetic, Weather: Fine, Rail Position: True

Section	Overall	1000m	800m	600m	400m	200m
Section Times	1:05.95 [5] (0:07.98)	0:57.97 [1] (0:11.07)	0:46.90 [1] (0:11.56)	0:35.34 [2] (0:11.53)	0:23.81 [2] (0:11.45)	0:12.36 [2] (0:12.36)
Average Speed [km/h]	45.1	65.2	63.2	63.1	62.9	58.1
Top Speed [km/h]	64.3	66.2	66.5	64.1	64.7	61.1
Avg. Dist. to Rail [m]	8.7	4.2	2.2	1.8	3.8	3.9
Avg. Stride Freq. [Hz]	2.3	2.5	2.5	2.5	2.5	2.3
Avg. Stride Length [m]	6.2	7.1	7.1	7.1	7.1	6.9



- [ ] Ranking at each section and finish
- .-.- No data available at this section
- NA No data available



Horse/Jockey Name	Aquatempo
Final Rank	6
Fastest Section Time (Section)	0:08.08 (Overall)
Top Speed [km/h] (Section)	67.4 (1000m)
Race State	Finished



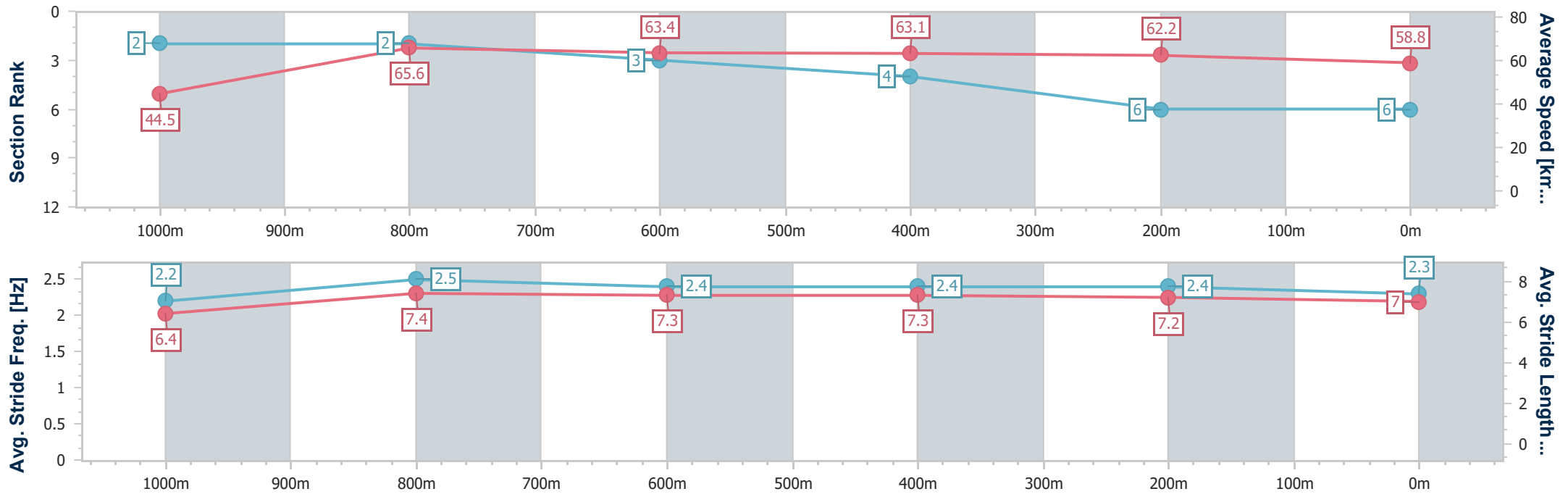
Sunshine Coast Poly Track QLD Professional  
 Race 2: PARFOS BRICK AND BLOCKLAYING QTIS Three-Years  
 -Old Maiden Plate - 1100m



24 November 2024 - 13:25

Track Rating: Synthetic, Weather: Fine, Rail Position: True

Section	Overall	1000m	800m	600m	400m	200m
Section Times	1:06.27 [6] (0:08.08)	0:58.19 [2] (0:10.98)	0:47.21 [2] (0:11.74)	0:35.47 [3] (0:11.63)	0:23.84 [4] (0:11.57)	0:12.27 [6] (0:12.27)
Average Speed [km/h]	44.5	65.6	63.4	63.1	62.2	58.8
Top Speed [km/h]	63.1	67.4	65.6	64.5	63.9	60.4
Avg. Dist. to Rail [m]	10.7	5.8	4.4	3.0	5.2	5.7
Avg. Stride Freq. [Hz]	2.2	2.5	2.4	2.4	2.4	2.3
Avg. Stride Length [m]	6.4	7.4	7.3	7.3	7.2	7.0



- [ ] Ranking at each section and finish
- .-.- No data available at this section
- NA No data available



Horse/Jockey Name	Rum Rumble
Final Rank	7
Fastest Section Time (Section)	0:08.28 (Overall)
Top Speed [km/h] (Section)	65.8 (1000m)
Race State	Finished



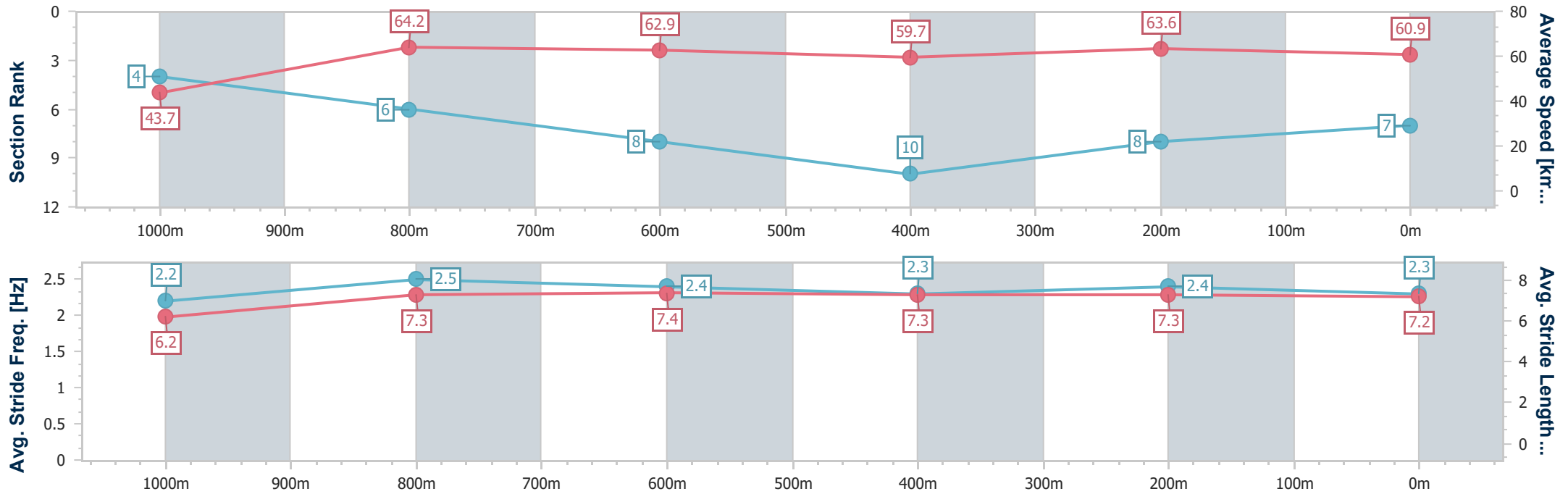
Sunshine Coast Poly Track QLD Professional  
 Race 2: PARFOS BRICK AND BLOCKLAYING QTIS Three-Years  
 -Old Maiden Plate - 1100m



24 November 2024 - 13:25

Track Rating: Synthetic, Weather: Fine, Rail Position: True

Section	Overall	1000m	800m	600m	400m	200m
Section Times	1:06.46 [7] (0:08.28)	0:58.18 [4] (0:11.21)	0:46.97 [6] (0:11.71)	0:35.26 [8] (0:12.12)	0:23.14 [10] (0:11.34)	0:11.80 [8] (0:11.80)
Average Speed [km/h]	43.7	64.2	62.9	59.7	63.6	60.9
Top Speed [km/h]	61.3	65.8	64.5	61.6	64.8	64.3
Avg. Dist. to Rail [m]	4.2	2.8	2.9	1.3	3.0	3.9
Avg. Stride Freq. [Hz]	2.2	2.5	2.4	2.3	2.4	2.3
Avg. Stride Length [m]	6.2	7.3	7.4	7.3	7.3	7.2



- [ ] Ranking at each section and finish
- .-.- No data available at this section
- NA No data available



Horse/Jockey Name	Llewellyn Bay
Final Rank	8
Fastest Section Time (Section)	0:08.36 (Overall)
Top Speed [km/h] (Section)	66.1 (1000m)
Race State	Finished



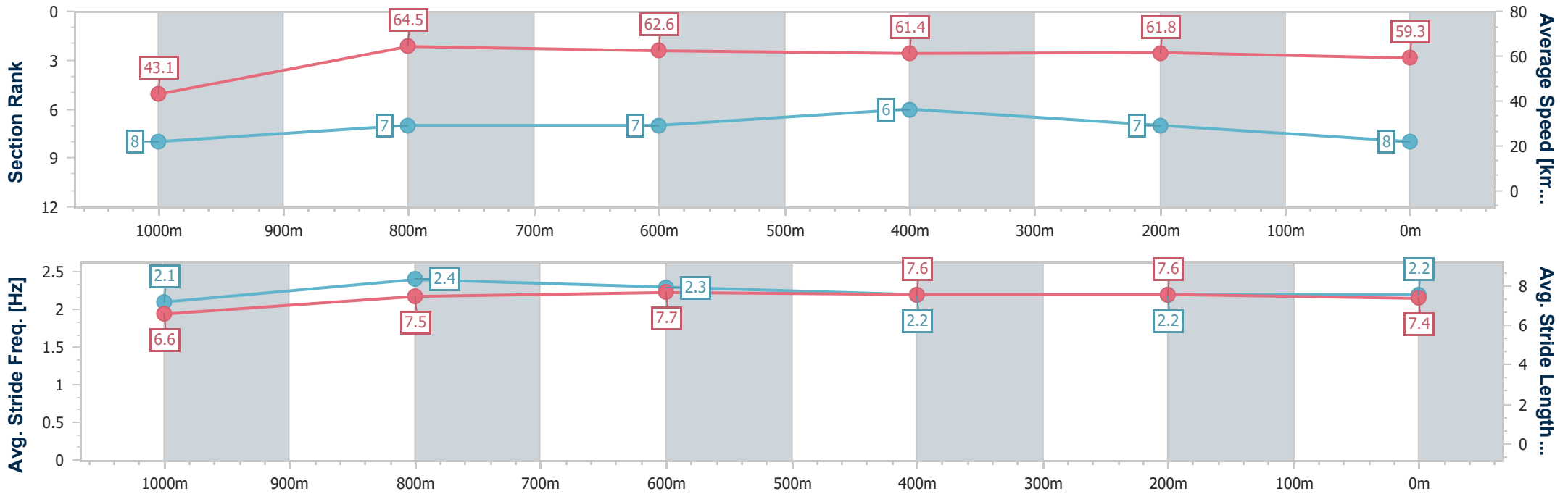
Sunshine Coast Poly Track QLD Professional  
 Race 2: PARFOS BRICK AND BLOCKLAYING QTIS Three-Years  
 -Old Maiden Plate - 1100m



24 November 2024 - 13:25

Track Rating: Synthetic, Weather: Fine, Rail Position: True

Section	Overall	1000m	800m	600m	400m	200m
Section Times	1:06.57 [8] (0:08.36)	0:58.21 [8] (0:11.17)	0:47.04 [7] (0:11.56)	0:35.48 [7] (0:11.69)	0:23.79 [6] (0:11.68)	0:12.11 [7] (0:12.11)
Average Speed [km/h]	43.1	64.5	62.6	61.4	61.8	59.3
Top Speed [km/h]	60.6	66.1	65.2	62.1	62.8	60.5
Avg. Dist. to Rail [m]	3.0	1.9	0.7	0.4	1.6	2.2
Avg. Stride Freq. [Hz]	2.1	2.4	2.3	2.2	2.2	2.2
Avg. Stride Length [m]	6.6	7.5	7.7	7.6	7.6	7.4



- [ ] Ranking at each section and finish
- .-.- No data available at this section
- NA No data available





Horse/Jockey Name	Let'sgo Hugo
Final Rank	9
Fastest Section Time (Section)	0:08.66 (Overall)
Top Speed [km/h] (Section)	66.2 (1000m)
Race State	Finished



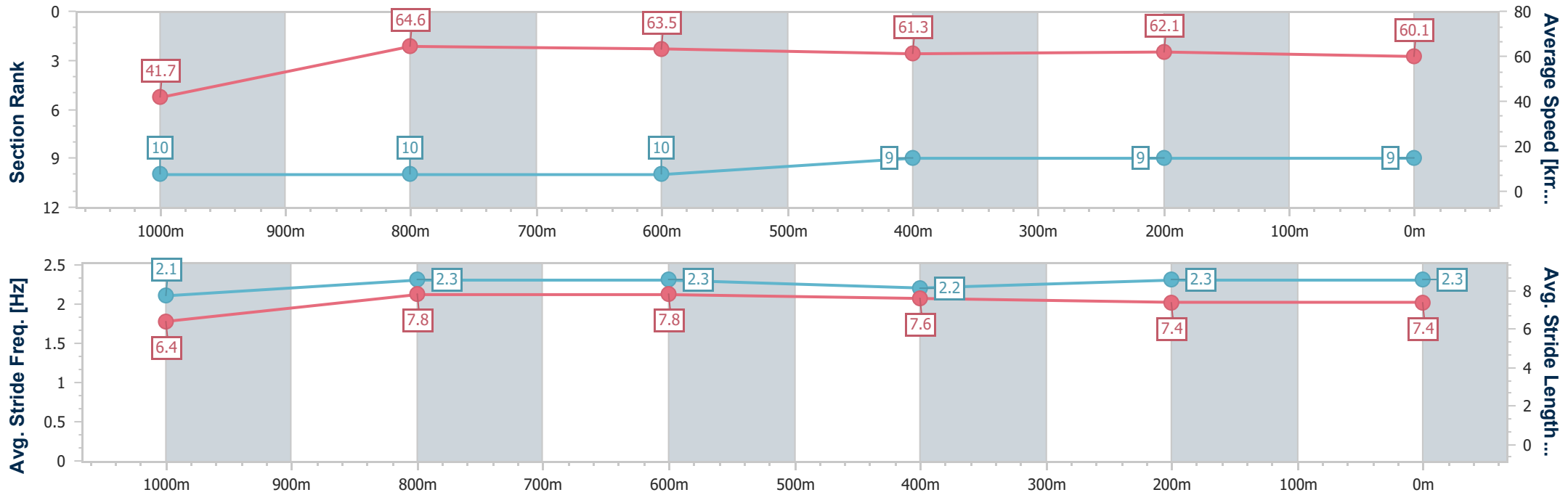
Sunshine Coast Poly Track QLD Professional  
 Race 2: PARFOS BRICK AND BLOCKLAYING QTIS Three-Years  
 -Old Maiden Plate - 1100m



24 November 2024 - 13:25

Track Rating: Synthetic, Weather: Fine, Rail Position: True

Section	Overall	1000m	800m	600m	400m	200m
Section Times	1:06.77 [9] (0:08.66)	0:58.11 [10] (0:11.17)	0:46.94 [10] (0:11.49)	0:35.45 [10] (0:11.96)	0:23.49 [9] (0:11.58)	0:11.91 [9] (0:11.91)
Average Speed [km/h]	41.7	64.6	63.5	61.3	62.1	60.1
Top Speed [km/h]	62.2	66.2	65.7	62.0	62.9	61.8
Avg. Dist. to Rail [m]	4.6	2.2	1.9	2.5	4.5	4.8
Avg. Stride Freq. [Hz]	2.1	2.3	2.3	2.2	2.3	2.3
Avg. Stride Length [m]	6.4	7.8	7.8	7.6	7.4	7.4



- [ ] Ranking at each section and finish
- .-.- No data available at this section
- NA No data available



Horse/Jockey Name	Kouklitsa
Final Rank	10
Fastest Section Time (Section)	0:08.35 (Overall)
Top Speed [km/h] (Section)	65.7 (1000m)
Race State	Finished



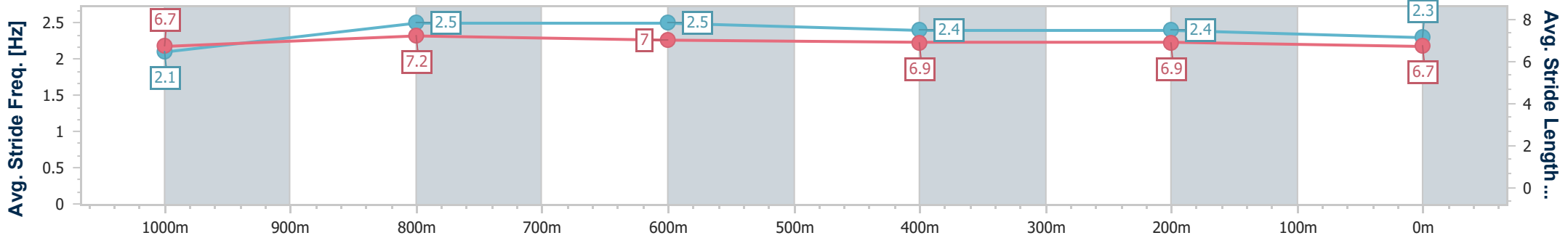
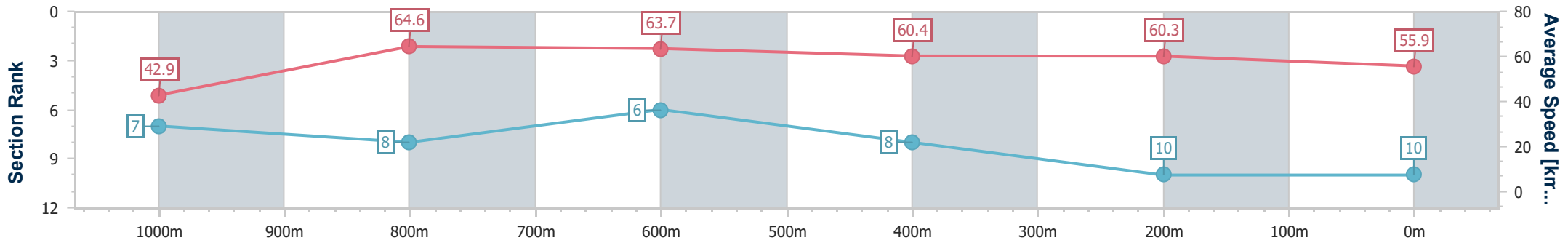
Sunshine Coast Poly Track QLD Professional  
 Race 2: PARFOS BRICK AND BLOCKLAYING QTIS Three-Years  
 -Old Maiden Plate - 1100m



24 November 2024 - 13:25

Track Rating: Synthetic, Weather: Fine, Rail Position: True

Section	Overall	1000m	800m	600m	400m	200m
Section Times	1:07.96 [10] (0:08.35)	0:59.61 [7] (0:11.20)	0:48.41 [8] (0:11.54)	0:36.87 [6] (0:12.06)	0:24.81 [8] (0:11.93)	0:12.88 [10] (0:12.88)
Average Speed [km/h]	42.9	64.6	63.7	60.4	60.3	55.9
Top Speed [km/h]	62.8	65.7	64.6	62.0	61.9	60.0
Avg. Dist. to Rail [m]	9.4	5.1	3.1	1.6	1.8	1.3
Avg. Stride Freq. [Hz]	2.1	2.5	2.5	2.4	2.4	2.3
Avg. Stride Length [m]	6.7	7.2	7.0	6.9	6.9	6.7



- [ ] Ranking at each section and finish
- .-.- No data available at this section
- NA No data available



**Sunshine Coast Poly Track QLD Professional**  
**Race 3: SUNNY COAST SHARKS BM65 Handicap - 1400m**  
**24 November 2024 - 14:02**



Track Rating: Synthetic, Weather: Fine, Rail Position: True

Section		Overall	1200m	1000m	800m	600m	400m	Last 600m				
Field Times		1:24.47 (0:13.40)	1:11.07 (0:11.33)	0:59.74 (0:11.52)	0:48.22 (0:11.93)	0:36.29 (0:11.59)	0:24.70 (0:11.79)	0:36.29				
Rank	TAB Horse/Jockey	Barrier	Top Speed [km/h]	Fastest Section	Distance Travelled [m]							
1	5 <b>BELISTIC MAN</b> Minonette Kennedy	1	65.8	0:11.33	1:24.47 [1] (0:13.40)	1:11.07 [1] (0:11.33)	0:59.74 [1] (0:11.52)	0:48.22 [1] (0:11.93)	0:36.29 [1] (0:11.59)	0:24.70 [1] (0:11.79)	0:36.29	
2	7 <b>COBURG</b> Georgina Cartwright	5	65.4	0:11.42	1:24.53 [2] (0:13.78)	1:10.75 [6] (0:11.45)	0:59.30 [6] (0:11.42)	0:47.88 [5] (0:12.15)	0:35.73 [5] (0:11.59)	0:24.14 [4] (0:11.68)	0:35.73	+7
3	8 <b>KOZANI</b> Damien Thornton	4	65.8	0:11.44	1:24.62 [3] (0:13.56)	1:11.06 [2] (0:11.44)	0:59.62 [4] (0:11.63)	0:47.99 [4] (0:12.14)	0:35.85 [4] (0:11.74)	0:24.11 [5] (0:11.68)	0:35.85	+3
3	4 <b>TEMPER THE STORM</b> Cody Collis	7	66.4	0:11.27	1:24.62 [3] (0:13.64)	1:10.98 [3] (0:11.27)	0:59.71 [3] (0:11.46)	0:48.25 [3] (0:12.07)	0:36.18 [3] (0:11.69)	0:24.49 [2] (0:11.96)	0:36.18	+2
5	10 <b>AITUTAKI</b> Michael Cahill	2	65.6	0:11.47	1:24.79 [5] (0:13.73)	1:11.06 [5] (0:11.47)	0:59.59 [5] (0:11.68)	0:47.91 [6] (0:12.09)	0:35.82 [7] (0:11.69)	0:24.13 [7] (0:11.71)	0:35.82	+3
6	6 <b>PINKUS</b> Shania Willis	11	66.9	0:11.21	1:24.86 [6] (0:13.65)	1:11.21 [4] (0:11.21)	1:00.00 [2] (0:11.49)	0:48.51 [2] (0:12.02)	0:36.49 [2] (0:11.94)	0:24.55 [3] (0:11.87)	0:36.49	+7
7	13 <b>FLYING ROTHE</b> Karl Zechner	9	66.6	0:11.32	1:24.87 [7] (0:14.16)	1:10.71 [8] (0:11.32)	0:59.39 [7] (0:11.47)	0:47.92 [7] (0:11.89)	0:36.03 [6] (0:11.76)	0:24.27 [6] (0:11.80)	0:36.03	+7
8	3 <b>SECRET SHEEMA</b> Luke Tarrant	8	64.2	0:11.54	1:26.08 [8] (0:14.00)	1:12.08 [7] (0:11.54)	1:00.54 [8] (0:11.59)	0:48.95 [8] (0:12.08)	0:36.87 [8] (0:11.94)	0:24.93 [8] (0:12.15)	0:36.87	+3

Scratched: Bandit (#2), Time To Testify (#9), Lucky Leni (#11), Cryptic Prism (#12), Liberty Steps (#1)

[ ] Ranking at each section and finish  
 -:-:- No data available at this section  
 NA No data available

SCN Saddle cloth number  
 DNF Did not finish  
 DNT Did not track



**Sunshine Coast Poly Track QLD Professional**  
**Race 3: SUNNY COAST SHARKS BM65 Handicap - 1400m**  
 24 November 2024 - 14:02



Track Rating: Synthetic, Weather: Fine, Rail Position: True

Section				200m				Last 600m	
Field Times				0:12.91 (0:12.91)				0:36.29	
Rank	TAB	Horse/Jockey	Barrier	Top Speed [km/h]	Fastest Section	Margin			Distance Travelled [m]
1	5	<b>BELISTIC MAN</b> Minonette Kennedy	1	65.8 Overall	0:11.33 1200m	0:12.91 [1] (0:12.91)	1:24.47		0:36.29
2	7	<b>COBURG</b> Georgina Cartwright	5	65.4 Overall	0:11.42 1000m	0:12.46 [2] (0:12.46)	0.3L		0:35.73 +7
3	8	<b>KOZANI</b> Damien Thornton	4	65.8 Overall	0:11.44 1200m	0:12.43 [5] (0:12.43)	0.7L		0:35.85 +3
3	4	<b>TEMPER THE STORM</b> Cody Collis	7	66.4 1200m	0:11.27 1200m	0:12.53 [3] (0:12.53)	0.7L		0:36.18 +2
5	10	<b>AITUTAKI</b> Michael Cahill	2	65.6 1200m	0:11.47 1200m	0:12.42 [6] (0:12.42)	1.5L		0:35.82 +3
6	6	<b>PINKUS</b> Shania Willis	11	66.9 Overall	0:11.21 1200m	0:12.68 [4] (0:12.68)	1.8L		0:36.49 +7
7	13	<b>FLYING ROTHE</b> Karl Zechner	9	66.6 1200m	0:11.32 1200m	0:12.47 [7] (0:12.47)	1.9L		0:36.03 +7
8	3	<b>SECRET SHEEMA</b> Luke Tarrant	8	64.2 Overall	0:11.54 1200m	0:12.78 [8] (0:12.78)	8.9L		0:36.87 +3

Scratched: Bandit (#2), Time To Testify (#9), Lucky Leni (#11), Cryptic Prism (#12), Liberty Steps (#1)

[ ] Ranking at each section and finish  
 -:-:- No data available at this section  
 NA No data available

SCN Saddle cloth number  
 DNF Did not finish  
 DNT Did not track



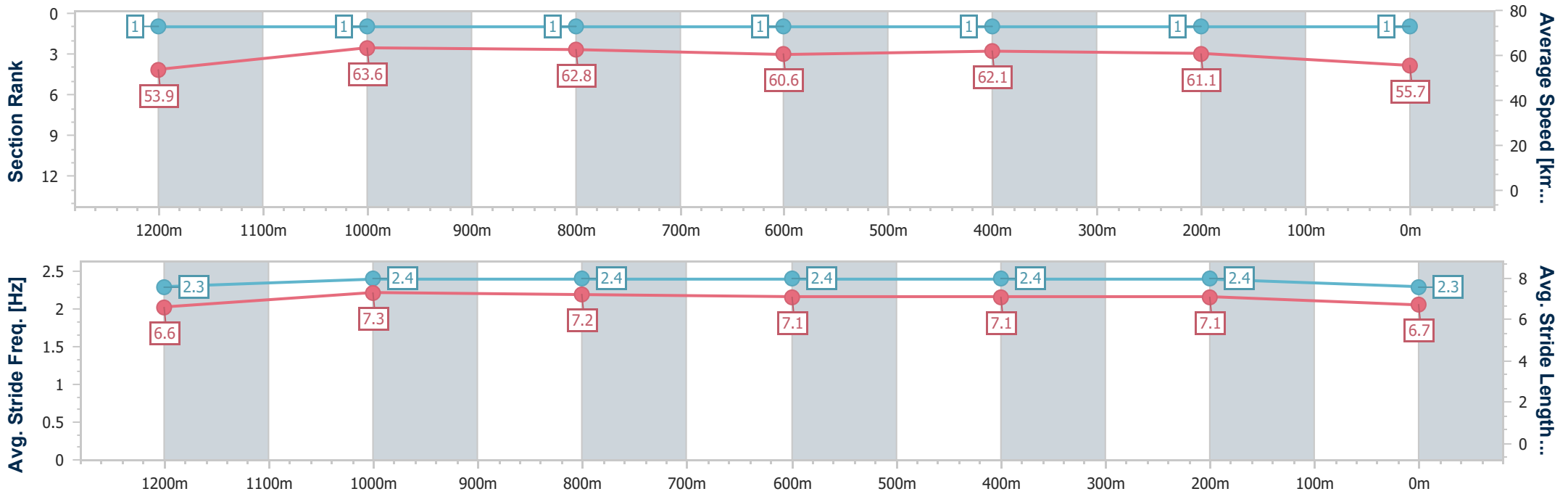
Horse/Jockey Name	Belistic Man
Final Rank	1
Fastest Section Time (Section)	0:11.33 (1200m)
Top Speed [km/h] (Section)	65.8 (Overall)
Race State	Finished



Sunshine Coast Poly Track QLD Professional  
 Race 3: SUNNY COAST SHARKS BM65 Handicap - 1400m  
 24 November 2024 - 14:02  
 Track Rating: Synthetic, Weather: Fine, Rail Position: True



Section	Overall	1200m	1000m	800m	600m	400m	200m
Section Times	1:24.47 [1] (0:13.40)	1:11.07 [1] (0:11.33)	0:59.74 [1] (0:11.52)	0:48.22 [1] (0:11.93)	0:36.29 [1] (0:11.59)	0:24.70 [1] (0:11.79)	0:12.91 [1] (0:12.91)
Average Speed [km/h]	53.9	63.6	62.8	60.6	62.1	61.1	55.7
Top Speed [km/h]	65.8	65.4	64.3	62.4	63.1	63.5	58.6
Avg. Dist. to Rail [m]	2.0	1.6	1.5	1.2	0.9	0.8	1.2
Avg. Stride Freq. [Hz]	2.3	2.4	2.4	2.4	2.4	2.4	2.3
Avg. Stride Length [m]	6.6	7.3	7.2	7.1	7.1	7.1	6.7



- [ ] Ranking at each section and finish
- .-.- No data available at this section
- NA No data available



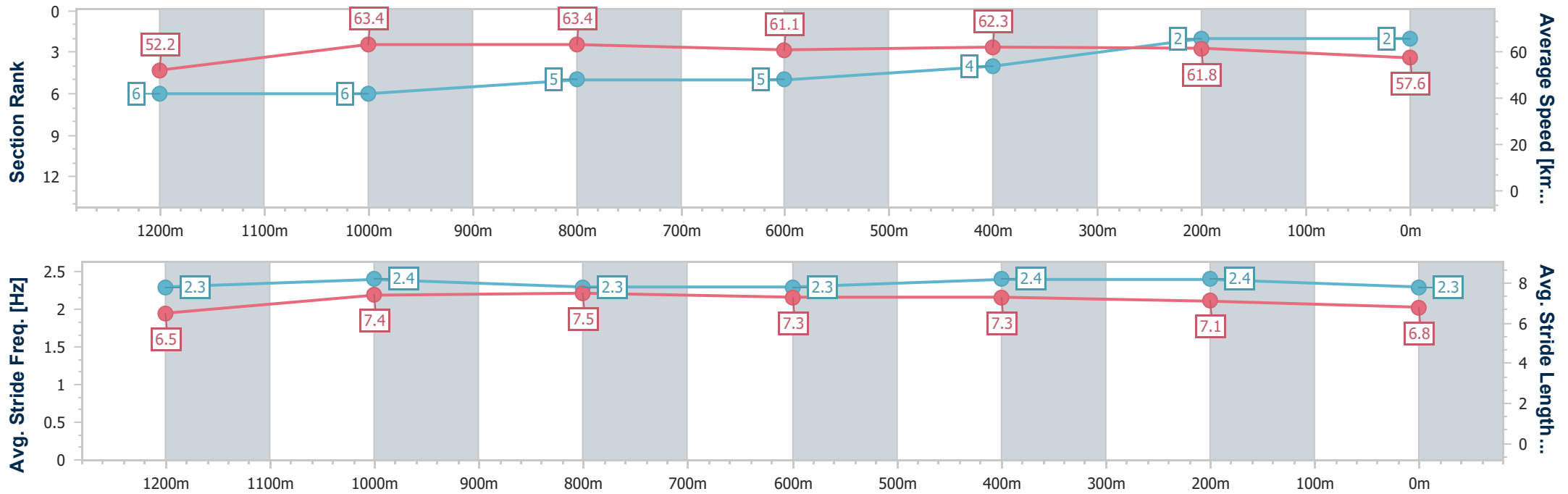
Horse/Jockey Name	Coburg
Final Rank	2
Fastest Section Time (Section)	0:11.42 (1000m)
Top Speed [km/h] (Section)	65.4 (Overall)
Race State	Finished



Sunshine Coast Poly Track QLD Professional  
 Race 3: SUNNY COAST SHARKS BM65 Handicap - 1400m  
 24 November 2024 - 14:02  
 Track Rating: Synthetic, Weather: Fine, Rail Position: True



Section	Overall	1200m	1000m	800m	600m	400m	200m
Section Times	1:24.53 [2] (0:13.78)	1:10.75 [6] (0:11.45)	0:59.30 [6] (0:11.42)	0:47.88 [5] (0:12.15)	0:35.73 [5] (0:11.59)	0:24.14 [4] (0:11.68)	0:12.46 [2] (0:12.46)
Average Speed [km/h]	52.2	63.4	63.4	61.1	62.3	61.8	57.6
Top Speed [km/h]	65.4	65.0	64.3	61.7	63.2	63.7	60.6
Avg. Dist. to Rail [m]	4.6	3.3	4.4	4.3	0.8	2.4	1.5
Avg. Stride Freq. [Hz]	2.3	2.4	2.3	2.3	2.4	2.4	2.3
Avg. Stride Length [m]	6.5	7.4	7.5	7.3	7.3	7.1	6.8



- [ ] Ranking at each section and finish
- .-.- No data available at this section
- NA No data available



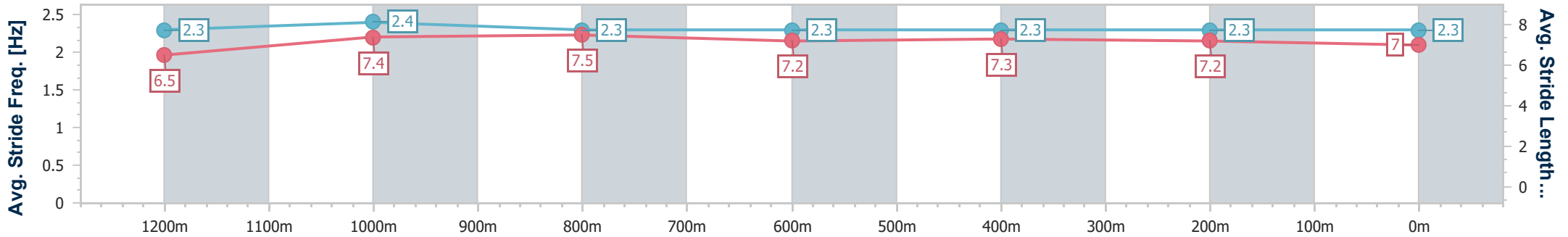
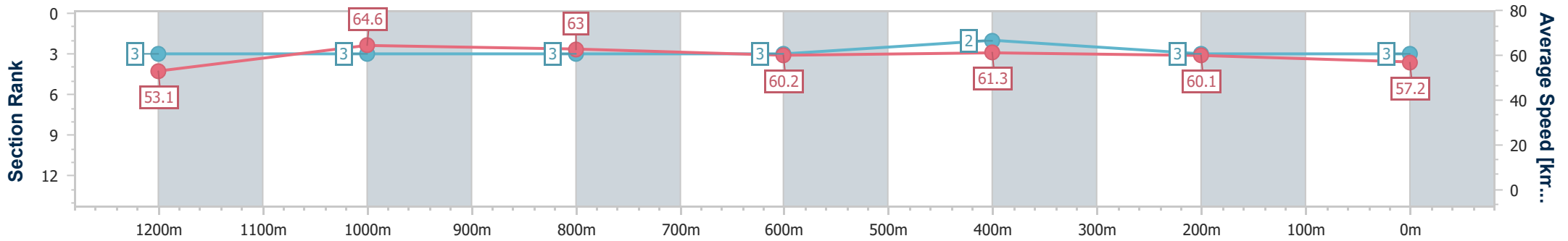
Horse/Jockey Name	Temper The Storm
Final Rank	3
Fastest Section Time (Section)	0:11.27 (1200m)
Top Speed [km/h] (Section)	66.4 (1200m)
Race State	Finished



Sunshine Coast Poly Track QLD Professional  
 Race 3: SUNNY COAST SHARKS BM65 Handicap - 1400m  
 24 November 2024 - 14:02  
 Track Rating: Synthetic, Weather: Fine, Rail Position: True



Section	Overall	1200m	1000m	800m	600m	400m	200m
Section Times	1:24.62 [3] (0:13.64)	1:10.98 [3] (0:11.27)	0:59.71 [3] (0:11.46)	0:48.25 [3] (0:12.07)	0:36.18 [3] (0:11.69)	0:24.49 [2] (0:11.96)	0:12.53 [3] (0:12.53)
Average Speed [km/h]	53.1	64.6	63.0	60.2	61.3	60.1	57.2
Top Speed [km/h]	65.7	66.4	64.4	61.4	61.6	60.9	59.1
Avg. Dist. to Rail [m]	5.6	3.9	2.6	1.7	1.4	0.9	1.6
Avg. Stride Freq. [Hz]	2.3	2.4	2.3	2.3	2.3	2.3	2.3
Avg. Stride Length [m]	6.5	7.4	7.5	7.2	7.3	7.2	7.0



- [ ] Ranking at each section and finish
- .-.- No data available at this section
- NA No data available



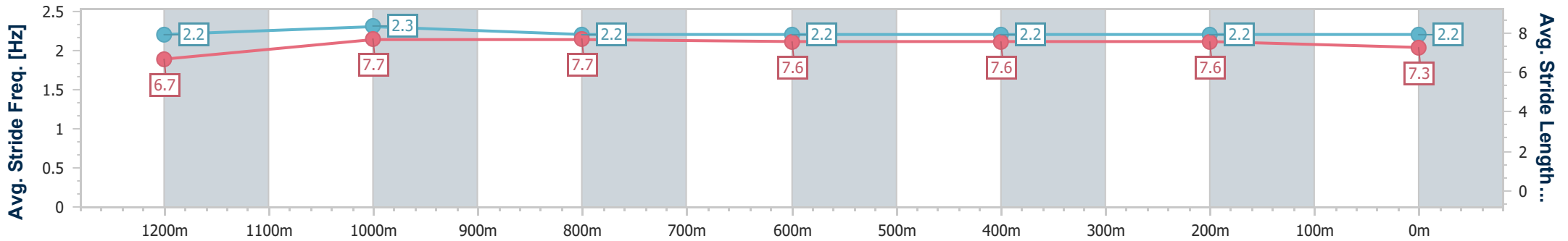
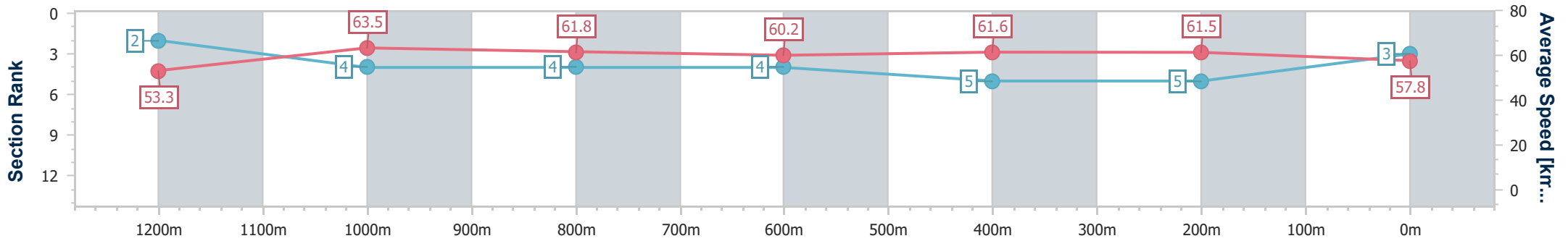
Horse/Jockey Name	Kozani
Final Rank	3
Fastest Section Time (Section)	0:11.44 (1200m)
Top Speed [km/h] (Section)	65.8 (Overall)
Race State	Finished



Sunshine Coast Poly Track QLD Professional  
 Race 3: SUNNY COAST SHARKS BM65 Handicap - 1400m  
 24 November 2024 - 14:02  
 Track Rating: Synthetic, Weather: Fine, Rail Position: True



Section	Overall	1200m	1000m	800m	600m	400m	200m
Section Times	1:24.62 [3] (0:13.56)	1:11.06 [2] (0:11.44)	0:59.62 [4] (0:11.63)	0:47.99 [4] (0:12.14)	0:35.85 [4] (0:11.74)	0:24.11 [5] (0:11.68)	0:12.43 [5] (0:12.43)
Average Speed [km/h]	53.3	63.5	61.8	60.2	61.6	61.5	57.8
Top Speed [km/h]	65.8	64.9	63.3	61.3	62.4	63.6	60.0
Avg. Dist. to Rail [m]	4.0	3.0	2.3	2.2	1.4	0.5	0.4
Avg. Stride Freq. [Hz]	2.2	2.3	2.2	2.2	2.2	2.2	2.2
Avg. Stride Length [m]	6.7	7.7	7.7	7.6	7.6	7.6	7.3



- [ ] Ranking at each section and finish
- .-.- No data available at this section
- NA No data available





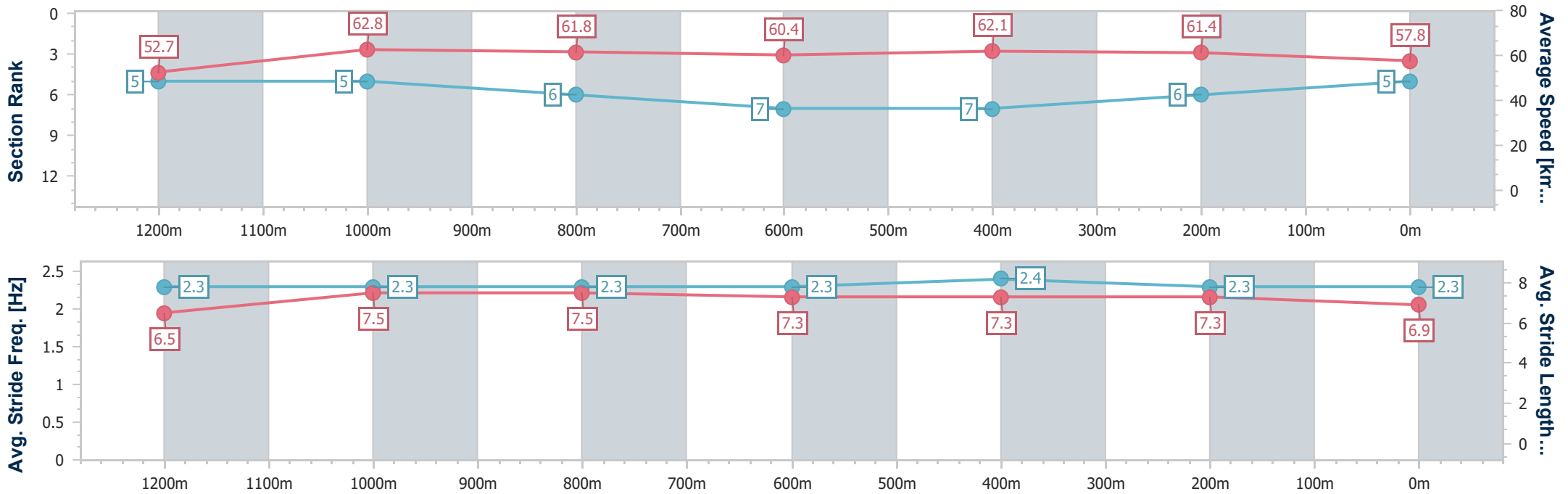
Horse/Jockey Name	Aitutaki
Final Rank	5
Fastest Section Time (Section)	0:11.47 (1200m)
Top Speed [km/h] (Section)	65.6 (1200m)
Race State	Finished



Sunshine Coast Poly Track QLD Professional  
 Race 3: SUNNY COAST SHARKS BM65 Handicap - 1400m  
 24 November 2024 - 14:02  
 Track Rating: Synthetic, Weather: Fine, Rail Position: True



Section	Overall	1200m	1000m	800m	600m	400m	200m
Section Times	1:24.79 [5] (0:13.73)	1:11.06 [5] (0:11.47)	0:59.59 [5] (0:11.68)	0:47.91 [6] (0:12.09)	0:35.82 [7] (0:11.69)	0:24.13 [7] (0:11.71)	0:12.42 [6]
Average Speed [km/h]	52.7	62.8	61.8	60.4	62.1	61.4	57.8
Top Speed [km/h]	65.0	65.6	62.9	61.7	62.9	62.7	59.8
Avg. Dist. to Rail [m]	3.6	1.8	1.8	2.1	1.0	2.4	2.1
Avg. Stride Freq. [Hz]	2.3	2.3	2.3	2.3	2.4	2.3	2.3
Avg. Stride Length [m]	6.5	7.5	7.5	7.3	7.3	7.3	6.9



- [ ] Ranking at each section and finish
- .-.- No data available at this section
- NA No data available



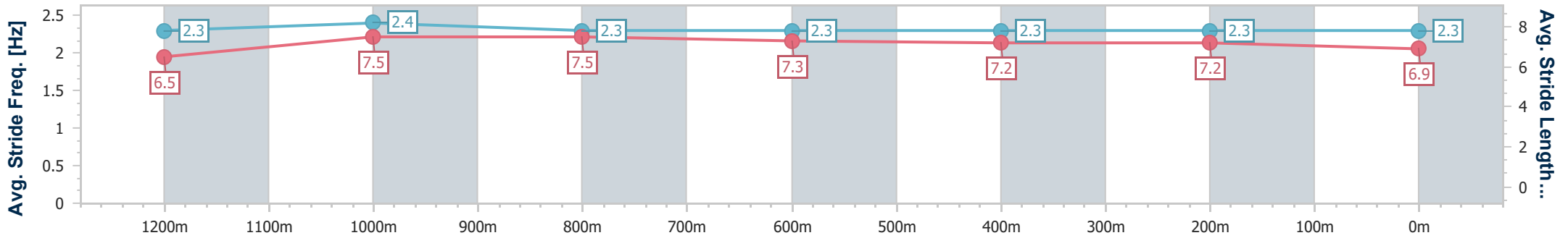
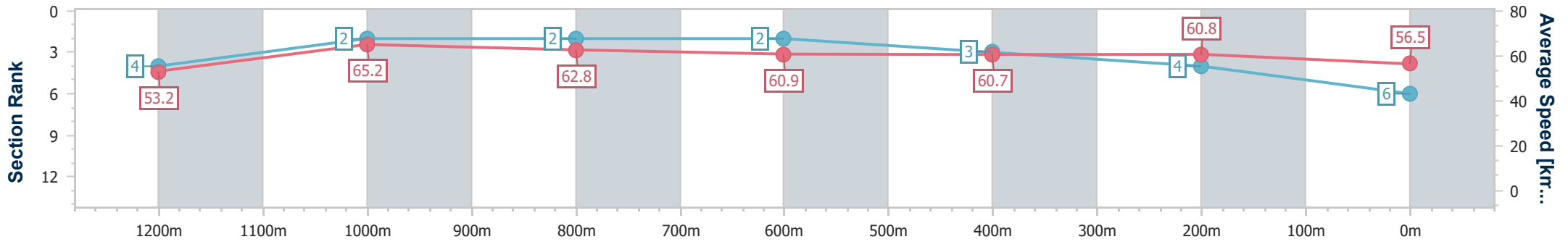
Horse/Jockey Name	Pinkus
Final Rank	6
Fastest Section Time (Section)	0:11.21 (1200m)
Top Speed [km/h] (Section)	66.9 (Overall)
Race State	Finished



Sunshine Coast Poly Track QLD Professional  
 Race 3: SUNNY COAST SHARKS BM65 Handicap - 1400m  
 24 November 2024 - 14:02  
 Track Rating: Synthetic, Weather: Fine, Rail Position: True



Section	Overall	1200m	1000m	800m	600m	400m	200m
Section Times	1:24.86 [6] (0:13.65)	1:11.21 [4] (0:11.21)	1:00.00 [2] (0:11.49)	0:48.51 [2] (0:12.02)	0:36.49 [2] (0:11.94)	0:24.55 [3] (0:11.87)	0:12.68 [4] (0:12.68)
Average Speed [km/h]	53.2	65.2	62.8	60.9	60.7	60.8	56.5
Top Speed [km/h]	66.9	66.0	64.7	61.7	61.7	62.1	58.5
Avg. Dist. to Rail [m]	8.2	5.1	3.9	2.8	0.9	3.0	2.3
Avg. Stride Freq. [Hz]	2.3	2.4	2.3	2.3	2.3	2.3	2.3
Avg. Stride Length [m]	6.5	7.5	7.5	7.3	7.2	7.2	6.9



- [ ] Ranking at each section and finish
- .-.- No data available at this section
- NA No data available



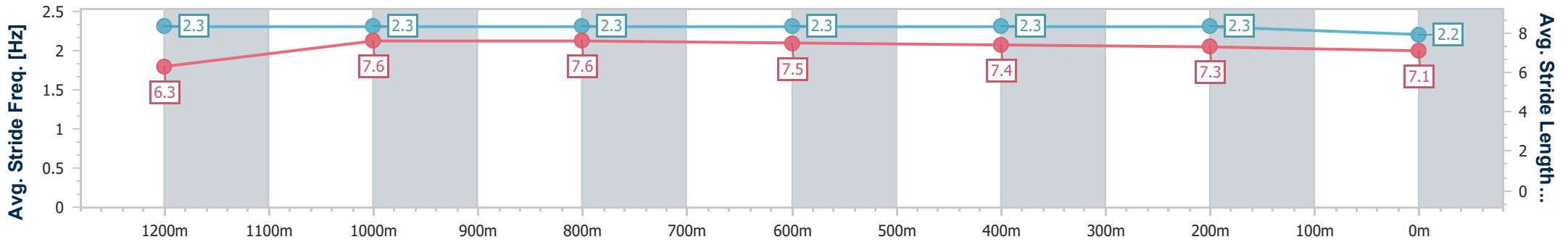
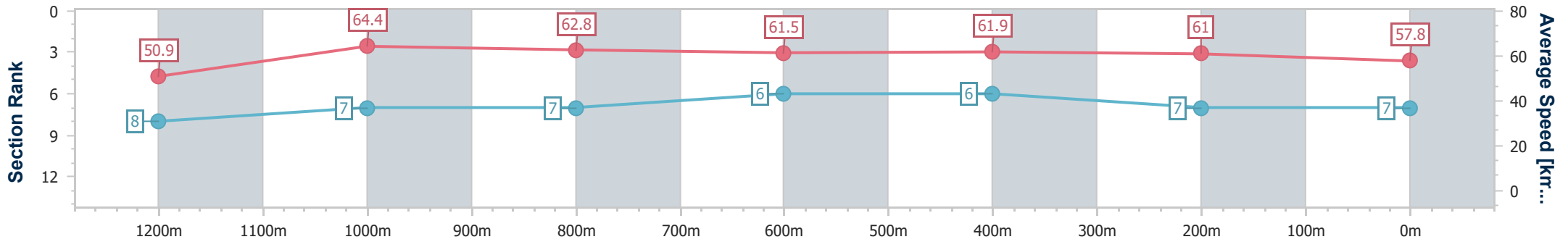
Horse/Jockey Name	Flying Rothe
Final Rank	7
Fastest Section Time (Section)	0:11.32 (1200m)
Top Speed [km/h] (Section)	66.6 (1200m)
Race State	Finished



Sunshine Coast Poly Track QLD Professional  
 Race 3: SUNNY COAST SHARKS BM65 Handicap - 1400m  
 24 November 2024 - 14:02  
 Track Rating: Synthetic, Weather: Fine, Rail Position: True



Section	Overall	1200m	1000m	800m	600m	400m	200m
Section Times	1:24.87 [7] (0:14.16)	1:10.71 [8] (0:11.32)	0:59.39 [7] (0:11.47)	0:47.92 [7] (0:11.89)	0:36.03 [6] (0:11.76)	0:24.27 [6] (0:11.80)	0:12.47 [7] (0:12.47)
Average Speed [km/h]	50.9	64.4	62.8	61.5	61.9	61.0	57.8
Top Speed [km/h]	65.7	66.6	64.1	62.5	63.2	62.4	59.3
Avg. Dist. to Rail [m]	6.7	3.5	3.3	2.4	1.8	3.9	3.9
Avg. Stride Freq. [Hz]	2.3	2.3	2.3	2.3	2.3	2.3	2.2
Avg. Stride Length [m]	6.3	7.6	7.6	7.5	7.4	7.3	7.1



- [ ] Ranking at each section and finish
- .-.- No data available at this section
- NA No data available



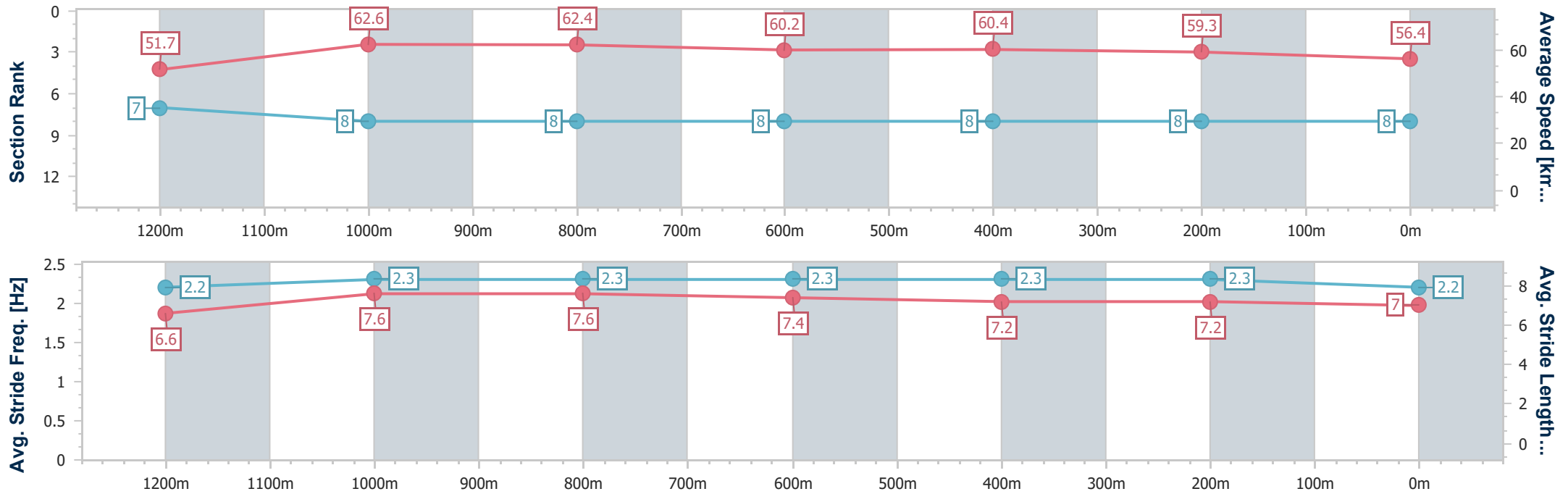
Horse/Jockey Name	Secret Sheema
Final Rank	8
Fastest Section Time (Section)	0:11.54 (1200m)
Top Speed [km/h] (Section)	64.2 (Overall)
Race State	Finished



Sunshine Coast Poly Track QLD Professional  
 Race 3: SUNNY COAST SHARKS BM65 Handicap - 1400m  
 24 November 2024 - 14:02  
 Track Rating: Synthetic, Weather: Fine, Rail Position: True



Section	Overall	1200m	1000m	800m	600m	400m	200m
Section Times	1:26.08 [8] (0:14.00)	1:12.08 [7] (0:11.54)	1:00.54 [8] (0:11.59)	0:48.95 [8] (0:12.08)	0:36.87 [8] (0:11.94)	0:24.93 [8] (0:12.15)	0:12.78 [8] (0:12.78)
Average Speed [km/h]	51.7	62.6	62.4	60.2	60.4	59.3	56.4
Top Speed [km/h]	64.2	63.8	63.5	60.9	61.0	60.2	58.5
Avg. Dist. to Rail [m]	4.7	1.8	2.7	2.0	0.6	1.8	0.4
Avg. Stride Freq. [Hz]	2.2	2.3	2.3	2.3	2.3	2.3	2.2
Avg. Stride Length [m]	6.6	7.6	7.6	7.4	7.2	7.2	7.0



- [ ] Ranking at each section and finish
- .-.- No data available at this section
- NA No data available



# Sunshine Coast Poly Track QLD Professional

## Race 4: GO TURF Maiden Plate - 1000m

24 November 2024 - 14:39



Track Rating: Synthetic, Weather: Fine, Rail Position: True

Section											Last 600m		
Field Times		Overall	800m	600m	400m	200m							
		0:58.83 (0:13.58)	0:45.25 (0:11.27)	0:33.98 (0:11.20)	0:22.78 (0:11.21)	0:11.57 (0:11.57)						0:33.98	
Rank	TAB	Horse/Jockey	Barrier	Top Speed [km/h]	Fastest Section	Overall	800m	600m	400m	200m	Margin	Last 600m	Distance Travelled [m]
1	11	ROCK LOBSTER Matthew Gray	9	66.5 400m	0:11.00 400m	0:58.83 [1] (0:13.69)	0:45.14 [2] (0:11.43)	0:33.71 [3] (0:11.14)	0:22.57 [3] (0:11.00)	0:11.57 [1] (0:11.57)	0:58.83	0:33.71	
2	2	AQUAHOLIC Kyle Wilson-Taylor	13	68.3 Overall	0:11.20 600m	0:58.86 [2] (0:13.58)	0:45.28 [1] (0:11.27)	0:34.01 [1] (0:11.20)	0:22.81 [1] (0:11.24)	0:11.57 [2] (0:11.57)	0.2L	0:34.01	+1
3	9	LATE NIGHT TALKING Cody Collis	4	66.8 400m	0:10.97 400m	0:58.97 [3] (0:14.00)	0:44.97 [6] (0:11.38)	0:33.59 [6] (0:11.12)	0:22.47 [5] (0:10.97)	0:11.50 [4] (0:11.50)	0.7L	0:33.59	-1
4	10	MODISTE Cejay Graham	3	66.3 400m	0:11.03 400m	0:59.08 [4] (0:13.72)	0:45.36 [4] (0:11.48)	0:33.88 [4] (0:11.24)	0:22.64 [4] (0:11.03)	0:11.61 [3] (0:11.61)	1.2L	0:33.88	-2
5	3	COOL RUNNING Justin Stanley	10	66.0 Overall	0:11.18 400m	0:59.66 [5] (0:14.14)	0:45.52 [7] (0:11.32)	0:34.20 [7] (0:11.42)	0:22.78 [8] (0:11.18)	0:11.60 [6] (0:11.60)	4.5L	0:34.20	+6
6	7	HALF MOON ROO Erin Molloy	5	65.3 800m	0:11.30 400m	0:59.77 [6] (0:13.98)	0:45.79 [5] (0:11.36)	0:34.43 [5] (0:11.42)	0:23.01 [6] (0:11.30)	0:11.71 [7] (0:11.71)	5L	0:34.43	+3
7	5	FLYING WARRIOR Luke Tarrant	12	66.1 800m	0:11.18 800m	1:00.14 [7] (0:13.71)	0:46.43 [3] (0:11.18)	0:35.25 [2] (0:11.24)	0:24.01 [2] (0:11.55)	0:12.46 [5] (0:12.46)	7L	0:35.25	-2
8	13	SASSY TAP Micheal Hellyer	8	65.1 Overall	0:11.33 600m	1:00.48 [8] (0:14.15)	0:46.33 [8] (0:11.36)	0:34.97 [8] (0:11.33)	0:23.64 [7] (0:11.45)	0:12.19 [8] (0:12.19)	8.8L	0:34.97	+1

Scratched: Panther Power (#1), Aquatempo (#12), Fireforce (#4), Kinoshita (#8), Begorra (#6)

[ ] Ranking at each section and finish  
 -:-:- No data available at this section  
 NA No data available

SCN Saddle cloth number  
 DNF Did not finish  
 DNT Did not track



Horse/Jockey Name	Rock Lobster
Final Rank	1
Fastest Section Time (Section)	0:11.00 (400m)
Top Speed [km/h] (Section)	66.5 (400m)
Race State	Finished



Sunshine Coast Poly Track QLD Professional

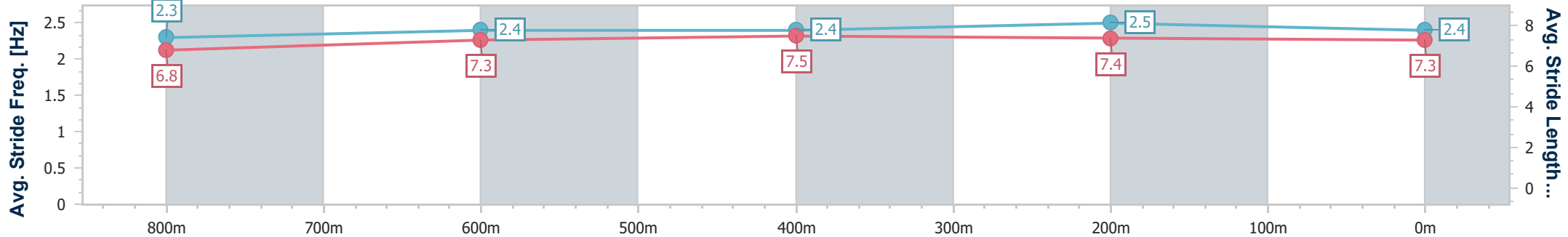
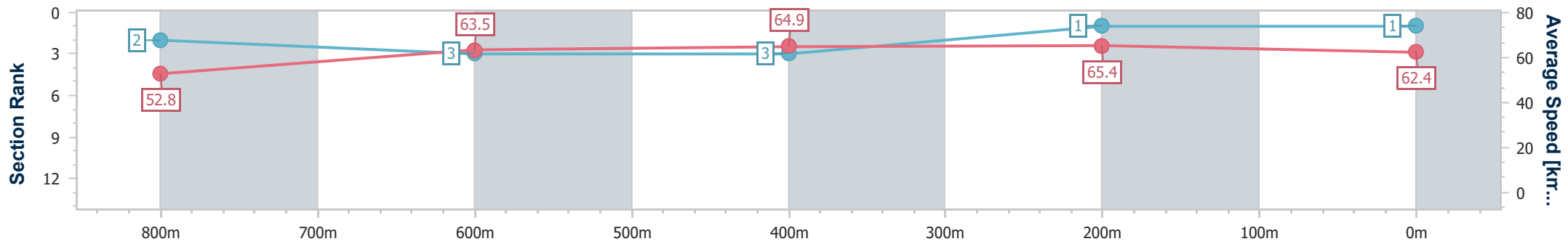
Race 4: GO TURF Maiden Plate - 1000m

24 November 2024 - 14:39



Track Rating: Synthetic, Weather: Fine, Rail Position: True

Section	Overall	800m	600m	400m	200m
Section Times	0:58.83 [1] (0:13.69)	0:45.14 [2] (0:11.43)	0:33.71 [3] (0:11.14)	0:22.57 [3] (0:11.00)	0:11.57 [1] (0:11.57)
Average Speed [km/h]	52.8	63.5	64.9	65.4	62.4
Top Speed [km/h]	65.4	65.6	65.9	66.5	64.2
Avg. Dist. to Rail [m]	3.9	1.7	0.5	2.4	4.7
Avg. Stride Freq. [Hz]	2.3	2.4	2.4	2.5	2.4
Avg. Stride Length [m]	6.8	7.3	7.5	7.4	7.3



- [ ] Ranking at each section and finish
- .-.- No data available at this section
- NA No data available



Horse/Jockey Name	Aquaholic
Final Rank	2
Fastest Section Time (Section)	0:11.20 (600m)
Top Speed [km/h] (Section)	68.3 (Overall)
Race State	Finished



Sunshine Coast Poly Track QLD Professional

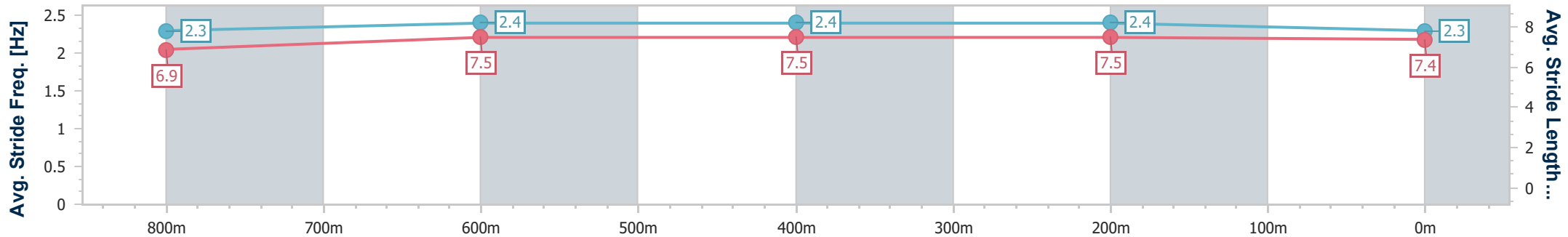
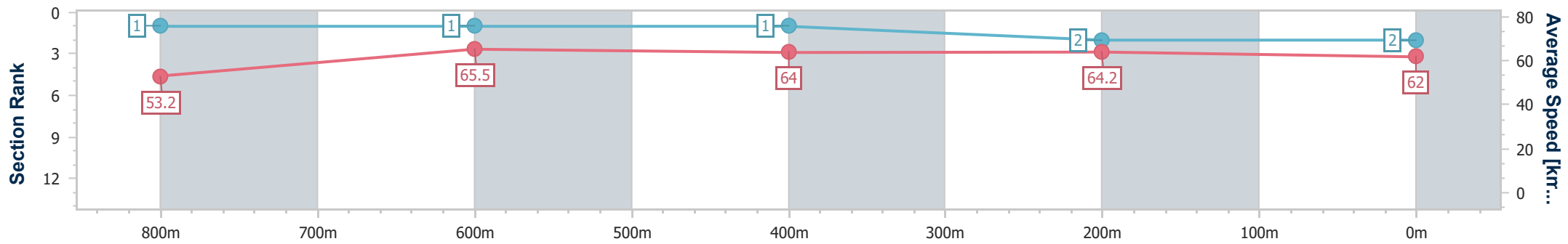
Race 4: GO TURF Maiden Plate - 1000m

24 November 2024 - 14:39

Track Rating: Synthetic, Weather: Fine, Rail Position: True



Section	Overall	800m	600m	400m	200m
Section Times	0:58.86 [2] (0:13.58)	0:45.28 [1] (0:11.27)	0:34.01 [1] (0:11.20)	0:22.81 [1] (0:11.24)	0:11.57 [2] (0:11.57)
Average Speed [km/h]	53.2	65.5	64.0	64.2	62.0
Top Speed [km/h]	68.3	67.6	65.5	65.0	64.0
Avg. Dist. to Rail [m]	7.1	3.5	0.6	0.9	2.7
Avg. Stride Freq. [Hz]	2.3	2.4	2.4	2.4	2.3
Avg. Stride Length [m]	6.9	7.5	7.5	7.5	7.4



- [ ] Ranking at each section and finish
- .-.- No data available at this section
- NA No data available



Horse/Jockey Name	Late Night Talking
Final Rank	3
Fastest Section Time (Section)	0:10.97 (400m)
Top Speed [km/h] (Section)	66.8 (400m)
Race State	Finished



Sunshine Coast Poly Track QLD Professional

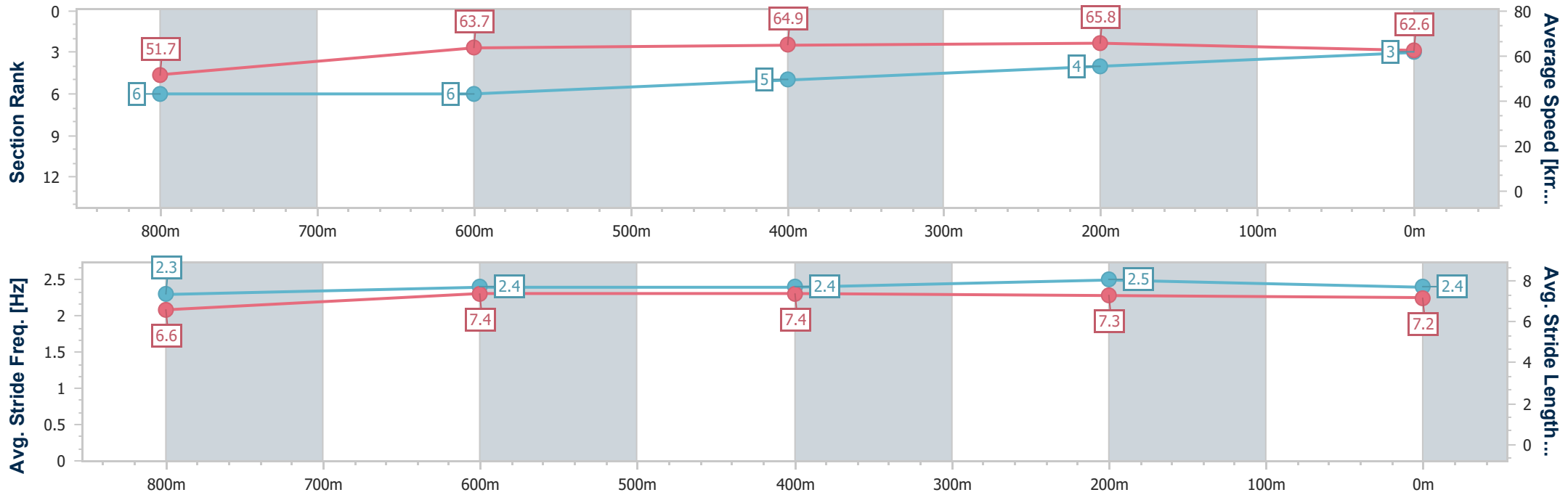
Race 4: GO TURF Maiden Plate - 1000m

24 November 2024 - 14:39

Track Rating: Synthetic, Weather: Fine, Rail Position: True



Section	Overall	800m	600m	400m	200m
Section Times	0:58.97 [3] (0:14.00)	0:44.97 [6] (0:11.38)	0:33.59 [6] (0:11.12)	0:22.47 [5] (0:10.97)	0:11.50 [4] (0:11.50)
Average Speed [km/h]	51.7	63.7	64.9	65.8	62.6
Top Speed [km/h]	64.8	65.2	66.5	66.8	64.6
Avg. Dist. to Rail [m]	2.8	1.2	0.8	3.7	6.7
Avg. Stride Freq. [Hz]	2.3	2.4	2.4	2.5	2.4
Avg. Stride Length [m]	6.6	7.4	7.4	7.3	7.2



- [ ] Ranking at each section and finish
- .-.- No data available at this section
- NA No data available





Horse/Jockey Name	Modiste
Final Rank	4
Fastest Section Time (Section)	0:11.03 (400m)
Top Speed [km/h] (Section)	66.3 (400m)
Race State	Finished



Sunshine Coast Poly Track QLD Professional

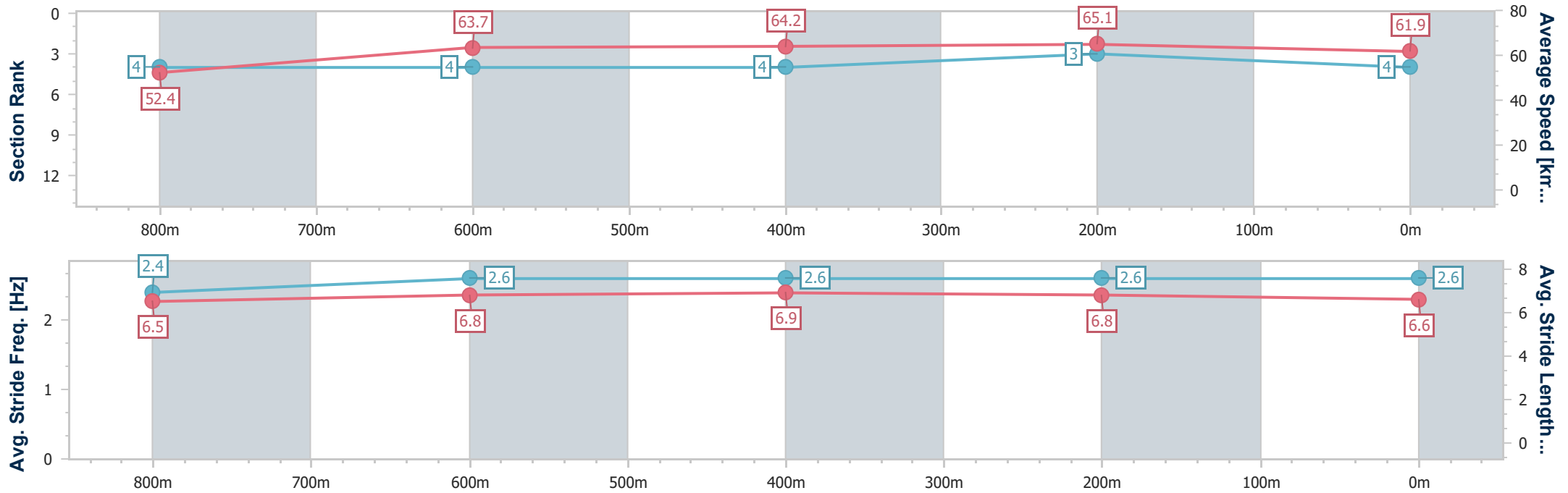
Race 4: GO TURF Maiden Plate - 1000m

24 November 2024 - 14:39

Track Rating: Synthetic, Weather: Fine, Rail Position: True



Section	Overall	800m	600m	400m	200m
Section Times	0:59.08 [4] (0:13.72)	0:45.36 [4] (0:11.48)	0:33.88 [4] (0:11.24)	0:22.64 [4] (0:11.03)	0:11.61 [3] (0:11.61)
Average Speed [km/h]	52.4	63.7	64.2	65.1	61.9
Top Speed [km/h]	65.7	64.9	65.1	66.3	65.1
Avg. Dist. to Rail [m]	1.7	1.5	0.6	0.6	0.6
Avg. Stride Freq. [Hz]	2.4	2.6	2.6	2.6	2.6
Avg. Stride Length [m]	6.5	6.8	6.9	6.8	6.6



- [ ] Ranking at each section and finish
- .-.- No data available at this section
- NA No data available



Horse/Jockey Name	Cool Running
Final Rank	5
Fastest Section Time (Section)	0:11.18 (400m)
Top Speed [km/h] (Section)	66.0 (Overall)
Race State	Finished



Sunshine Coast Poly Track QLD Professional

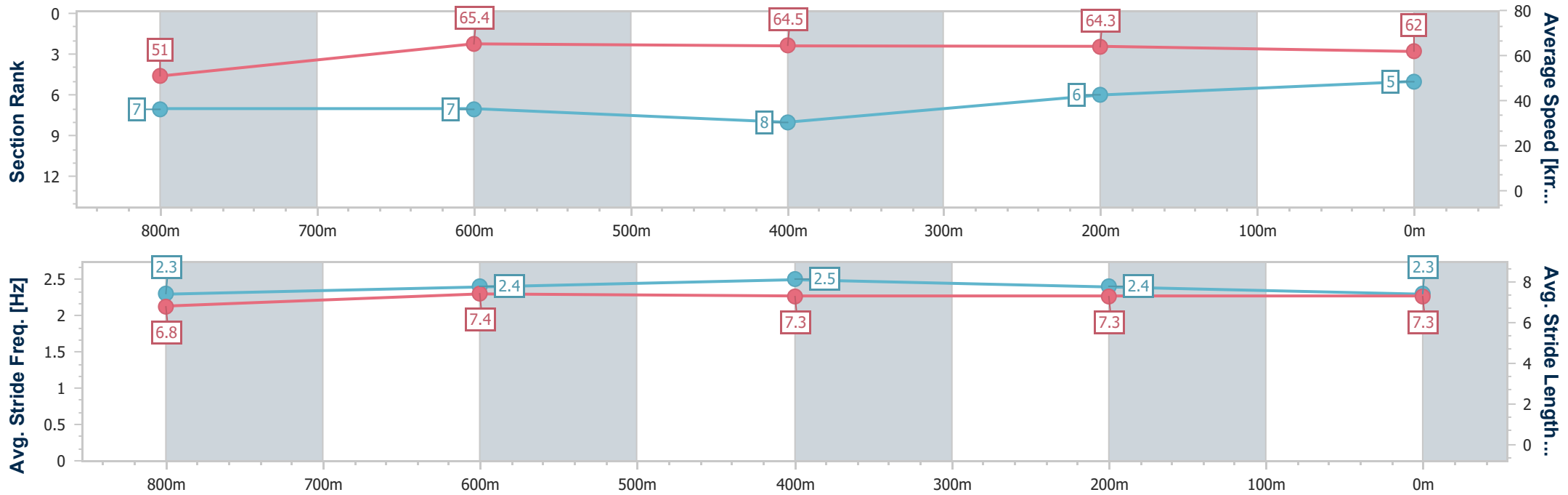
Race 4: GO TURF Maiden Plate - 1000m

24 November 2024 - 14:39

Track Rating: Synthetic, Weather: Fine, Rail Position: True



Section	Overall	800m	600m	400m	200m
Section Times	0:59.66 [5] (0:14.14)	0:45.52 [7] (0:11.32)	0:34.20 [7] (0:11.42)	0:22.78 [8] (0:11.18)	0:11.60 [6] (0:11.60)
Average Speed [km/h]	51.0	65.4	64.5	64.3	62.0
Top Speed [km/h]	66.0	65.9	65.1	65.0	63.7
Avg. Dist. to Rail [m]	6.2	3.9	3.5	5.7	6.6
Avg. Stride Freq. [Hz]	2.3	2.4	2.5	2.4	2.3
Avg. Stride Length [m]	6.8	7.4	7.3	7.3	7.3



- [ ] Ranking at each section and finish
- .-.- No data available at this section
- NA No data available



Horse/Jockey Name	Half Moon Roo
Final Rank	6
Fastest Section Time (Section)	0:11.30 (400m)
Top Speed [km/h] (Section)	65.3 (800m)
Race State	Finished



Sunshine Coast Poly Track QLD Professional

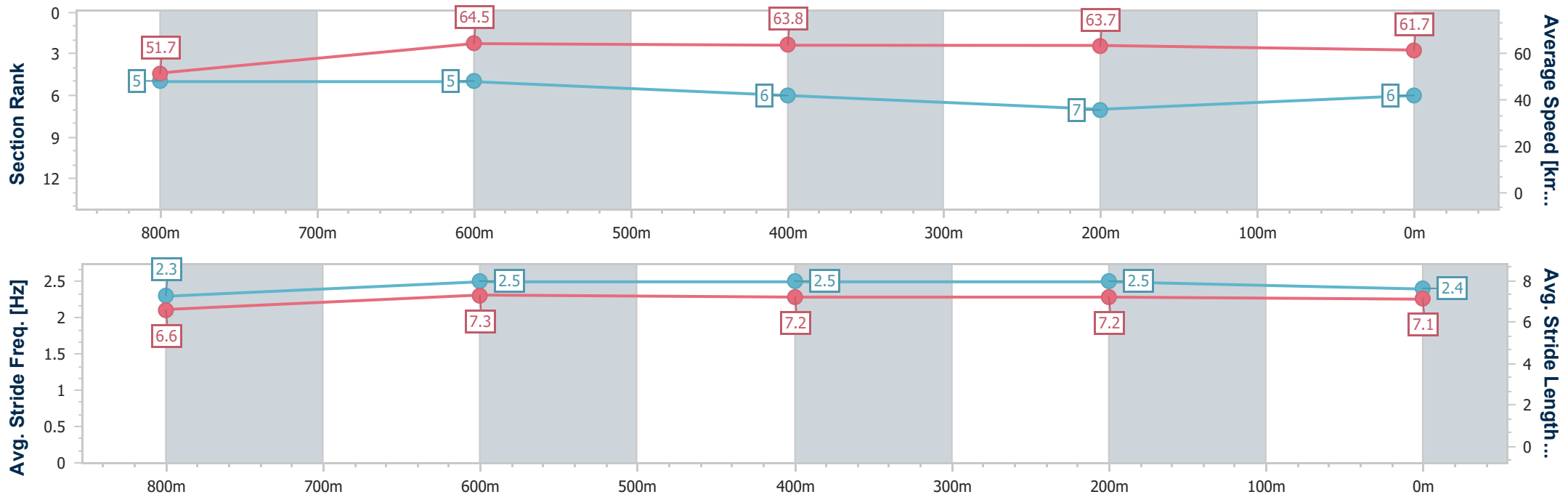
Race 4: GO TURF Maiden Plate - 1000m

24 November 2024 - 14:39

Track Rating: Synthetic, Weather: Fine, Rail Position: True



Section	Overall	800m	600m	400m	200m
Section Times	0:59.77 [6] (0:13.98)	0:45.79 [5] (0:11.36)	0:34.43 [5] (0:11.42)	0:23.01 [6] (0:11.30)	0:11.71 [7] (0:11.71)
Average Speed [km/h]	51.7	64.5	63.8	63.7	61.7
Top Speed [km/h]	65.0	65.3	65.1	64.5	62.9
Avg. Dist. to Rail [m]	3.5	2.3	2.2	3.2	3.5
Avg. Stride Freq. [Hz]	2.3	2.5	2.5	2.5	2.4
Avg. Stride Length [m]	6.6	7.3	7.2	7.2	7.1



- [ ] Ranking at each section and finish
- .-.- No data available at this section
- NA No data available



Horse/Jockey Name	Flying Warrior
Final Rank	7
Fastest Section Time (Section)	0:11.18 (800m)
Top Speed [km/h] (Section)	66.1 (800m)
Race State	Finished



Sunshine Coast Poly Track QLD Professional

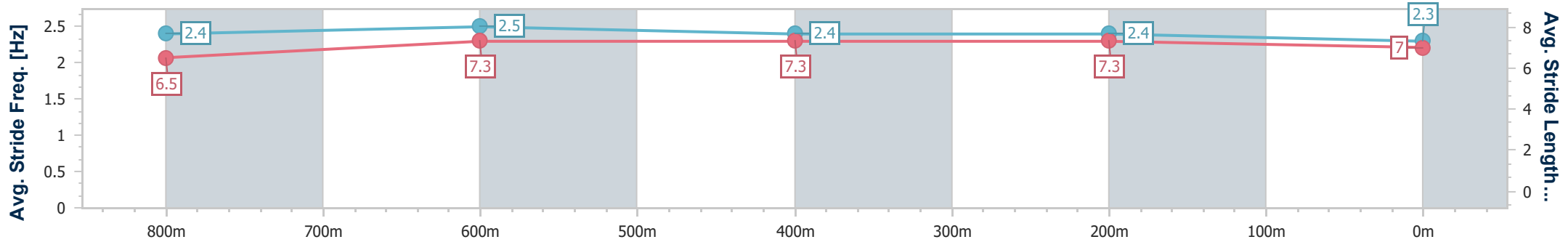
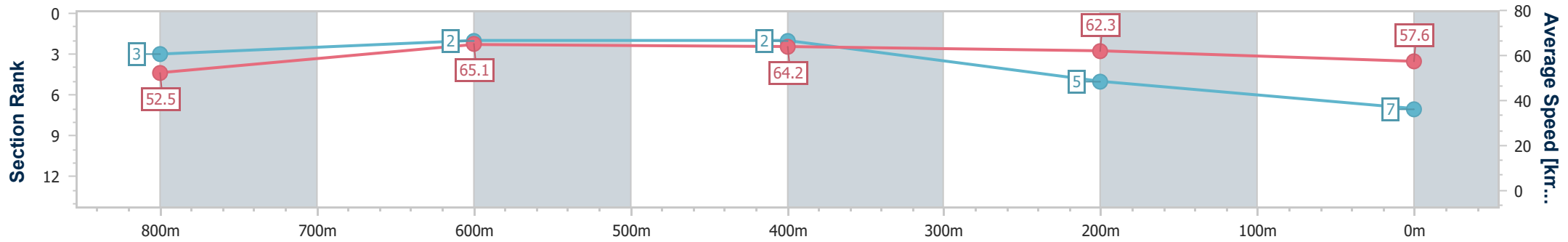
Race 4: GO TURF Maiden Plate - 1000m

24 November 2024 - 14:39

Track Rating: Synthetic, Weather: Fine, Rail Position: True



Section	Overall	800m	600m	400m	200m
Section Times	1:00.14 [7] (0:13.71)	0:46.43 [3] (0:11.18)	0:35.25 [2] (0:11.24)	0:24.01 [2] (0:11.55)	0:12.46 [5] (0:12.46)
Average Speed [km/h]	52.5	65.1	64.2	62.3	57.6
Top Speed [km/h]	64.9	66.1	65.8	63.5	60.4
Avg. Dist. to Rail [m]	6.0	1.2	0.5	1.0	1.1
Avg. Stride Freq. [Hz]	2.4	2.5	2.4	2.4	2.3
Avg. Stride Length [m]	6.5	7.3	7.3	7.3	7.0



- [ ] Ranking at each section and finish
- .-.- No data available at this section
- NA No data available



Horse/Jockey Name	Sassy Tap
Final Rank	8
Fastest Section Time (Section)	0:11.33 (600m)
Top Speed [km/h] (Section)	65.1 (Overall)
Race State	Finished



Sunshine Coast Poly Track QLD Professional

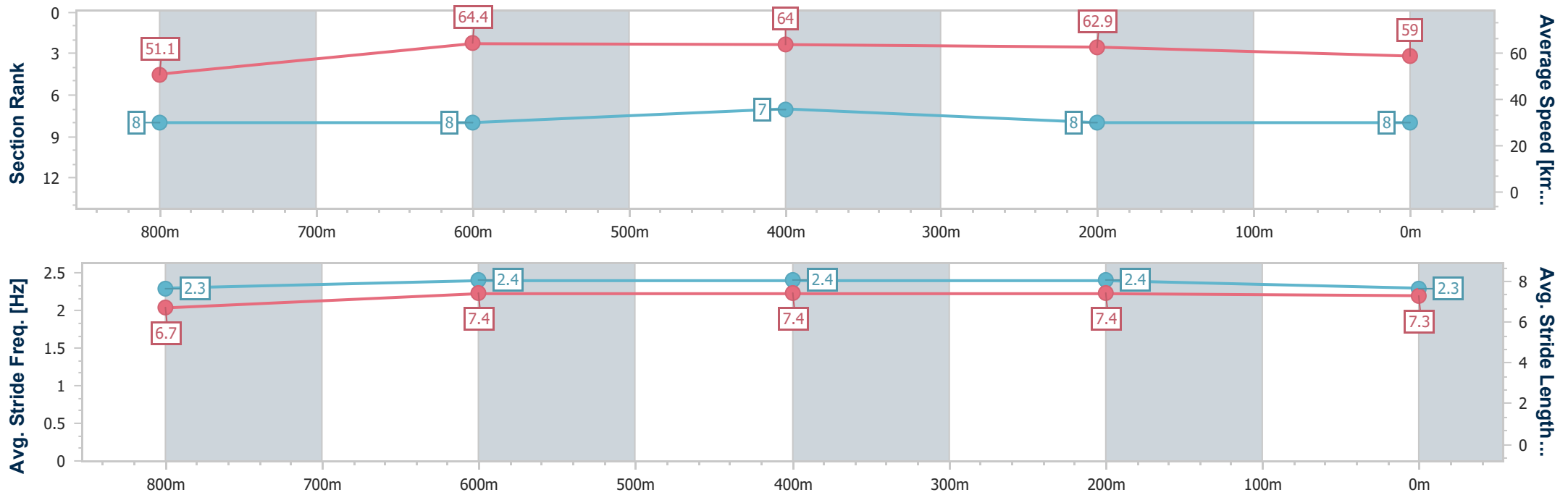
Race 4: GO TURF Maiden Plate - 1000m

24 November 2024 - 14:39

Track Rating: Synthetic, Weather: Fine, Rail Position: True



Section	Overall	800m	600m	400m	200m
Section Times	1:00.48 [8] (0:14.15)	0:46.33 [8] (0:11.36)	0:34.97 [8] (0:11.33)	0:23.64 [7] (0:11.45)	0:12.19 [8] (0:12.19)
Average Speed [km/h]	51.1	64.4	64.0	62.9	59.0
Top Speed [km/h]	65.1	65.0	64.4	64.3	61.4
Avg. Dist. to Rail [m]	4.0	2.6	0.8	0.4	3.2
Avg. Stride Freq. [Hz]	2.3	2.4	2.4	2.4	2.3
Avg. Stride Length [m]	6.7	7.4	7.4	7.4	7.3



- [ ] Ranking at each section and finish
- .-.- No data available at this section
- NA No data available



# Sunshine Coast Poly Track QLD Professional

## Race 5: CHAPS MENSWEAR BM55 Handicap - 1100m

24 November 2024 - 15:10



Track Rating: Synthetic, Weather: Fine, Rail Position: True

Section												Last 600m		
Field Times		Overall	1000m	800m	600m	400m	200m						0:35.35	
		1:05.35 (0:07.97)	0:57.38 (0:10.77)	0:46.61 (0:11.26)	0:35.35 (0:11.53)	0:23.82 (0:11.54)	0:12.28 (0:12.28)							
Rank	TAB	Horse/Jockey	Barrier	Top Speed [km/h]	Fastest Section							Margin	Distance Travelled [m]	
1	2	<b>NEW HAMPSHIRE</b> Jace McMurray	5	66.9 1000m	0:08.45 Overall	1:05.35 [1] (0:08.45)	0:56.90 [7] (0:10.94)	0:45.96 [6] (0:11.39)	0:34.57 [6] (0:11.38)	0:23.19 [5] (0:11.27)	0:11.92 [3] (0:11.92)	1:05.35	0:34.57	
2	6	<b>ROCKRATA</b> Cody Collis	10	68.3 1000m	0:08.07 Overall	1:05.53 [2] (0:08.07)	0:57.46 [2] (0:10.70)	0:46.76 [2] (0:11.41)	0:35.35 [2] (0:11.47)	0:23.88 [2] (0:11.52)	0:12.36 [2] (0:12.36)	1L	0:35.35	+2
3	8	<b>EYE WANTED</b> Georgina Cartwright	1	66.6 1000m	0:08.19 Overall	1:05.59 [3] (0:08.19)	0:57.40 [5] (0:11.04)	0:46.36 [5] (0:11.33)	0:35.03 [4] (0:11.41)	0:23.62 [3] (0:11.51)	0:12.11 [4] (0:12.11)	1.2L	0:35.03	-2
4	5	<b>BANK BOOK</b> Shania Willis	2	68.3 1000m	0:07.97 Overall	1:05.72 [4] (0:07.97)	0:57.75 [1] (0:10.77)	0:46.98 [1] (0:11.26)	0:35.72 [1] (0:11.53)	0:24.19 [1] (0:11.54)	0:12.65 [1] (0:12.65)	1.7L	0:35.72	-2
5	9	<b>BULL DIMPLE RUM</b> Dale Smith	9	66.5 1000m	0:08.44 Overall	1:05.72 [5] (0:08.44)	0:57.28 [6] (0:11.10)	0:46.18 [7] (0:11.44)	0:34.74 [7] (0:11.41)	0:23.33 [6] (0:11.26)	0:12.07 [6] (0:12.07)	1.8L	0:34.74	+7
6	4	<b>VOULAIT</b> Justin Stanley	8	67.5 1000m	0:08.11 Overall	1:05.91 [6] (0:08.11)	0:57.80 [3] (0:10.94)	0:46.86 [3] (0:11.46)	0:35.40 [3] (0:11.48)	0:23.92 [4] (0:11.51)	0:12.41 [5] (0:12.41)	2.8L	0:35.40	+1
7	7	<b>JAFUBOY</b> Luke Tarrant	3	66.6 1000m	0:08.16 Overall	1:07.01 [7] (0:08.16)	0:58.85 [4] (0:11.06)	0:47.79 [4] (0:11.54)	0:36.25 [5] (0:11.64)	0:24.61 [7] (0:11.73)	0:12.88 [7] (0:12.88)	9.1L	0:36.25	+4

Scratched: Claudius (#10), Platinum Lies (#3), Mio Sorrento (#1), Annakuri (#11)

[ ] Ranking at each section and finish  
 -:-:- No data available at this section  
 NA No data available

SCN Saddle cloth number  
 DNF Did not finish  
 DNT Did not track



Horse/Jockey Name	New Hampshire
Final Rank	1
Fastest Section Time (Section)	0:08.45 (Overall)
Top Speed [km/h] (Section)	66.9 (1000m)
Race State	Finished



Sunshine Coast Poly Track QLD Professional

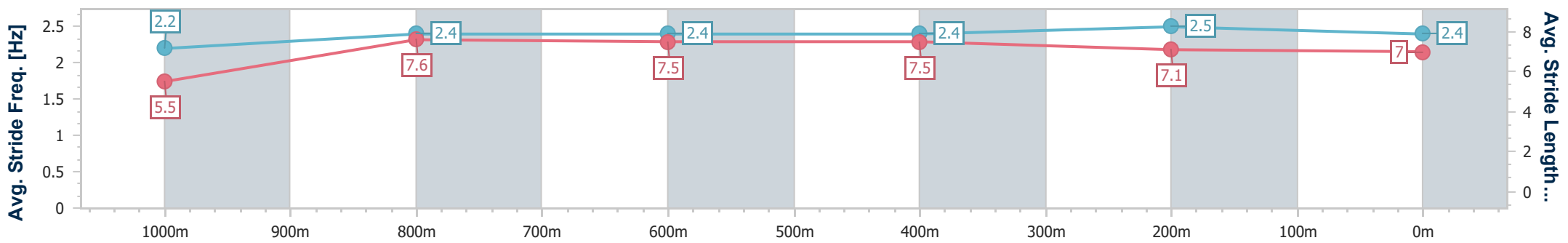
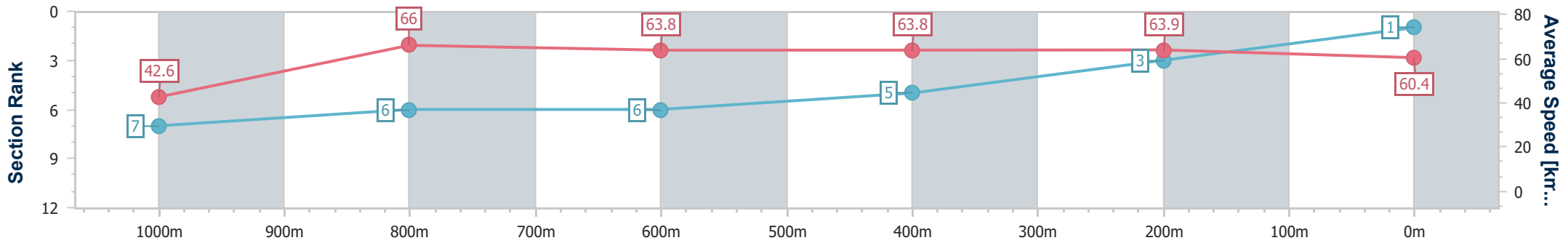
Race 5: CHAPS MENSWEAR BM55 Handicap - 1100m

24 November 2024 - 15:10

Track Rating: Synthetic, Weather: Fine, Rail Position: True



Section	Overall	1000m	800m	600m	400m	200m
Section Times	1:05.35 [1] (0:08.45)	0:56.90 [7] (0:10.94)	0:45.96 [6] (0:11.39)	0:34.57 [6] (0:11.38)	0:23.19 [5] (0:11.27)	0:11.92 [3]
Average Speed [km/h]	42.6	66.0	63.8	63.8	63.9	60.4
Top Speed [km/h]	63.7	66.9	64.8	64.1	65.0	62.0
Avg. Dist. to Rail [m]	5.1	3.0	1.9	1.1	3.2	5.2
Avg. Stride Freq. [Hz]	2.2	2.4	2.4	2.4	2.5	2.4
Avg. Stride Length [m]	5.5	7.6	7.5	7.5	7.1	7.0



- [ ] Ranking at each section and finish
- .-.- No data available at this section
- NA No data available



Horse/Jockey Name	Rockrata
Final Rank	2
Fastest Section Time (Section)	0:08.07 (Overall)
Top Speed [km/h] (Section)	68.3 (1000m)
Race State	Finished



Sunshine Coast Poly Track QLD Professional

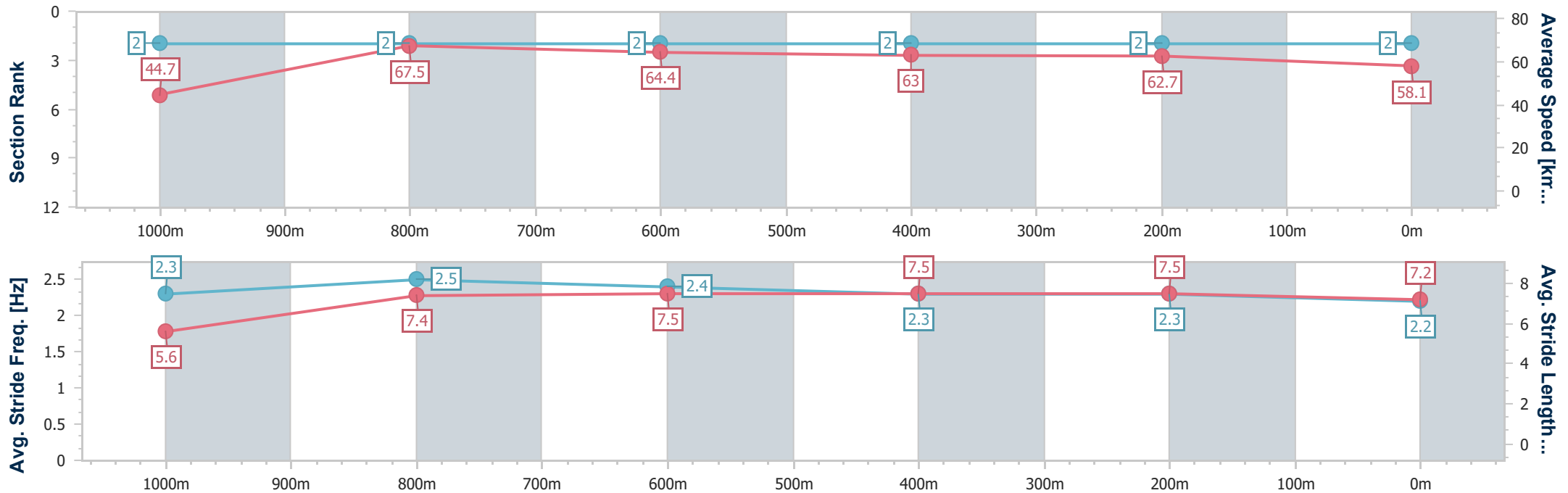
Race 5: CHAPS MENSWEAR BM55 Handicap - 1100m

24 November 2024 - 15:10

Track Rating: Synthetic, Weather: Fine, Rail Position: True



Section	Overall	1000m	800m	600m	400m	200m
Section Times	1:05.53 [2] (0:08.07)	0:57.46 [2] (0:10.70)	0:46.76 [2] (0:11.41)	0:35.35 [2] (0:11.47)	0:23.88 [2] (0:11.52)	0:12.36 [2] (0:12.36)
Average Speed [km/h]	44.7	67.5	64.4	63.0	62.7	58.1
Top Speed [km/h]	64.3	68.3	66.8	64.3	64.9	60.1
Avg. Dist. to Rail [m]	8.7	5.2	2.8	1.1	0.4	1.9
Avg. Stride Freq. [Hz]	2.3	2.5	2.4	2.3	2.3	2.2
Avg. Stride Length [m]	5.6	7.4	7.5	7.5	7.5	7.2



- [ ] Ranking at each section and finish
- .-.- No data available at this section
- NA No data available





Horse/Jockey Name	Eye Wanted
Final Rank	3
Fastest Section Time (Section)	0:08.19 (Overall)
Top Speed [km/h] (Section)	66.6 (1000m)
Race State	Finished



Sunshine Coast Poly Track QLD Professional

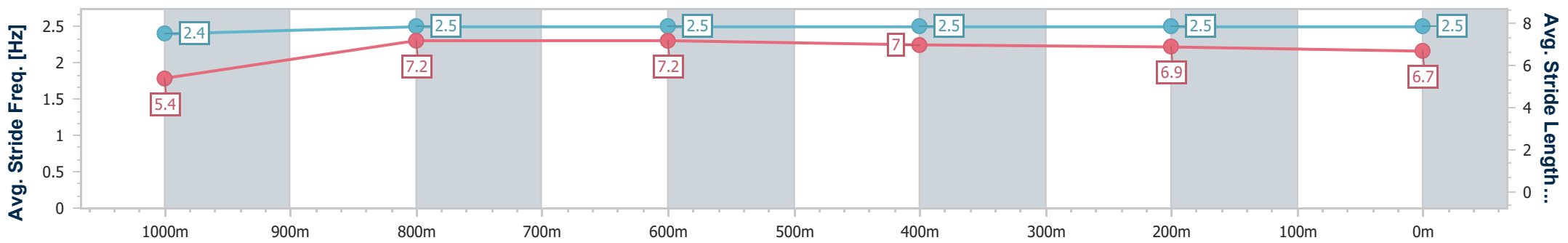
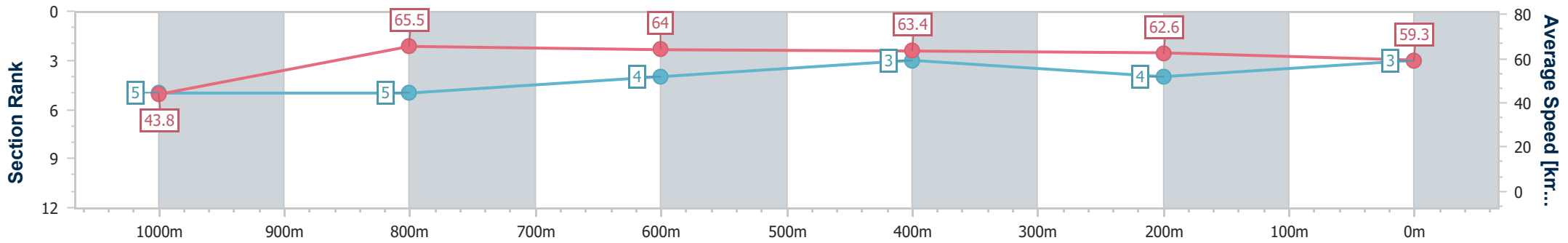
Race 5: CHAPS MENSWEAR BM55 Handicap - 1100m

24 November 2024 - 15:10

Track Rating: Synthetic, Weather: Fine, Rail Position: True



Section	Overall	1000m	800m	600m	400m	200m
Section Times	1:05.59 [3] (0:08.19)	0:57.40 [5] (0:11.04)	0:46.36 [5] (0:11.33)	0:35.03 [4] (0:11.41)	0:23.62 [3] (0:11.51)	0:12.11 [4]
Average Speed [km/h]	43.8	65.5	64.0	63.4	62.6	59.3
Top Speed [km/h]	62.5	66.6	65.5	64.3	64.0	62.0
Avg. Dist. to Rail [m]	3.1	1.8	1.0	0.6	2.4	3.6
Avg. Stride Freq. [Hz]	2.4	2.5	2.5	2.5	2.5	2.5
Avg. Stride Length [m]	5.4	7.2	7.2	7.0	6.9	6.7



- [ ] Ranking at each section and finish
- .-.- No data available at this section
- NA No data available



Horse/Jockey Name	Bank Book
Final Rank	4
Fastest Section Time (Section)	0:07.97 (Overall)
Top Speed [km/h] (Section)	68.3 (1000m)
Race State	Finished



Sunshine Coast Poly Track QLD Professional

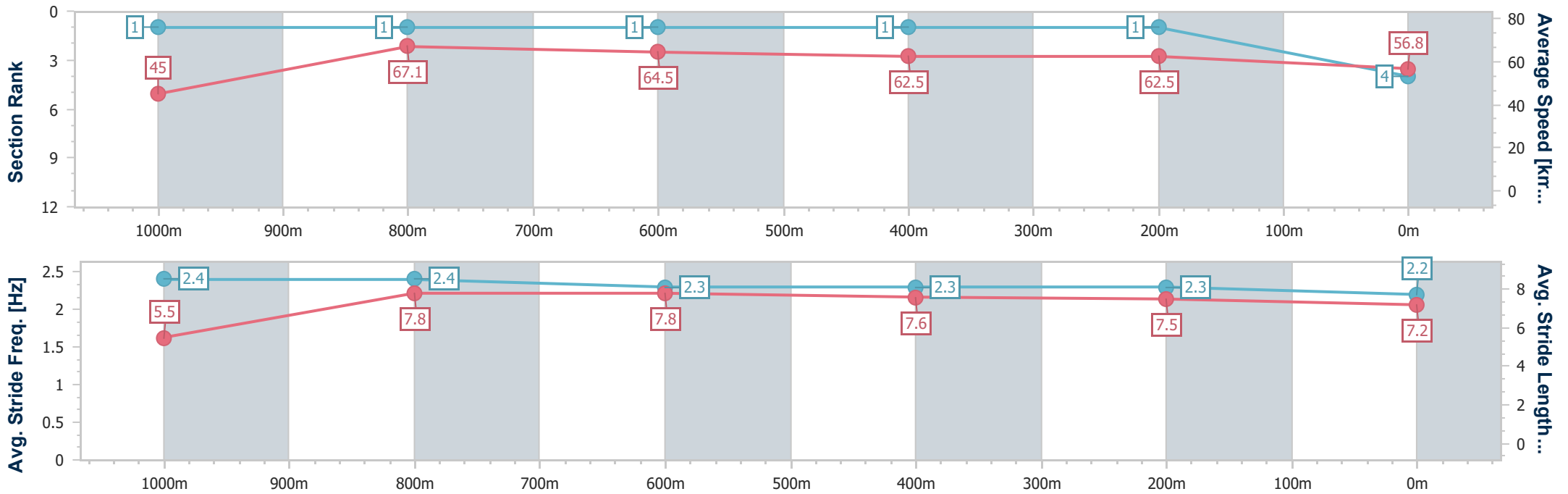
Race 5: CHAPS MENSWEAR BM55 Handicap - 1100m

24 November 2024 - 15:10

Track Rating: Synthetic, Weather: Fine, Rail Position: True



Section	Overall	1000m	800m	600m	400m	200m
Section Times	1:05.72 [4] (0:07.97)	0:57.75 [1] (0:10.77)	0:46.98 [1] (0:11.26)	0:35.72 [1] (0:11.53)	0:24.19 [1] (0:11.54)	0:12.65 [1] (0:12.65)
Average Speed [km/h]	45.0	67.1	64.5	62.5	62.5	56.8
Top Speed [km/h]	64.3	68.3	66.5	63.6	63.8	60.1
Avg. Dist. to Rail [m]	4.1	1.4	1.7	0.9	0.5	0.5
Avg. Stride Freq. [Hz]	2.4	2.4	2.3	2.3	2.3	2.2
Avg. Stride Length [m]	5.5	7.8	7.8	7.6	7.5	7.2



- [ ] Ranking at each section and finish
- .-.- No data available at this section
- NA No data available



Horse/Jockey Name	Bull Dimple Rum
Final Rank	5
Fastest Section Time (Section)	0:08.44 (Overall)
Top Speed [km/h] (Section)	66.5 (1000m)
Race State	Finished



Sunshine Coast Poly Track QLD Professional

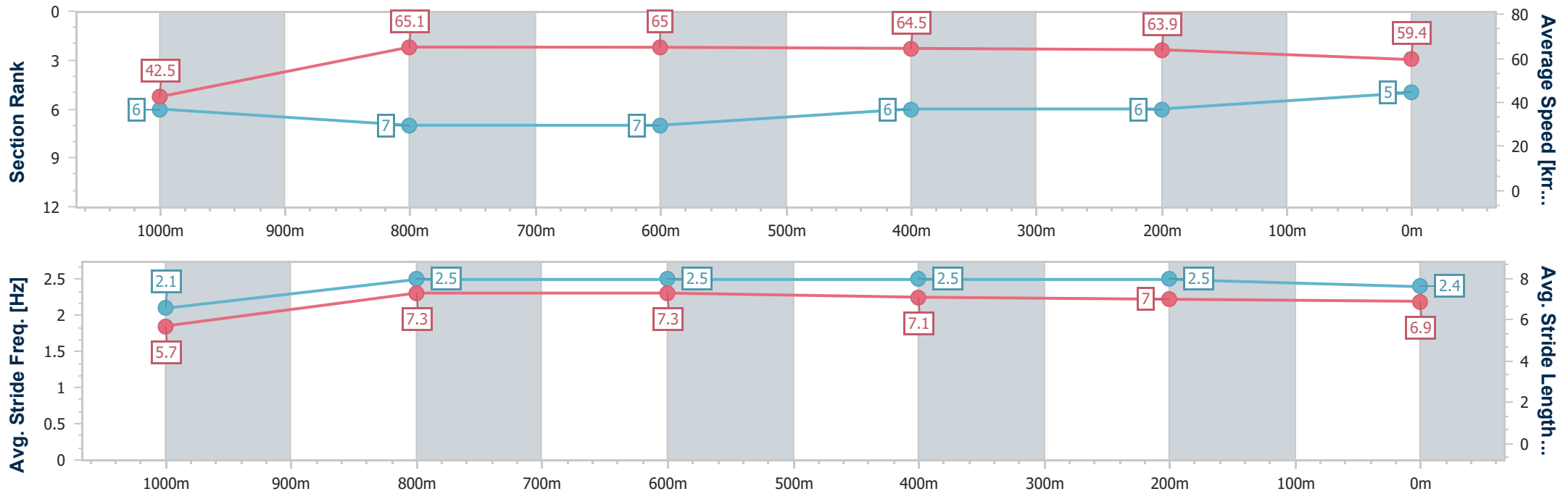
Race 5: CHAPS MENSWEAR BM55 Handicap - 1100m

24 November 2024 - 15:10

Track Rating: Synthetic, Weather: Fine, Rail Position: True



Section	Overall	1000m	800m	600m	400m	200m
Section Times	1:05.72 [5] (0:08.44)	0:57.28 [6] (0:11.10)	0:46.18 [7] (0:11.44)	0:34.74 [7] (0:11.41)	0:23.33 [6] (0:11.26)	0:12.07 [6] (0:12.07)
Average Speed [km/h]	42.5	65.1	65.0	64.5	63.9	59.4
Top Speed [km/h]	61.8	66.5	66.0	65.6	65.0	62.4
Avg. Dist. to Rail [m]	6.7	4.4	4.7	3.1	4.3	4.7
Avg. Stride Freq. [Hz]	2.1	2.5	2.5	2.5	2.5	2.4
Avg. Stride Length [m]	5.7	7.3	7.3	7.1	7.0	6.9



- [ ] Ranking at each section and finish
- .-.- No data available at this section
- NA No data available



Horse/Jockey Name	Voulait
Final Rank	6
Fastest Section Time (Section)	0:08.11 (Overall)
Top Speed [km/h] (Section)	67.5 (1000m)
Race State	Finished



Sunshine Coast Poly Track QLD Professional

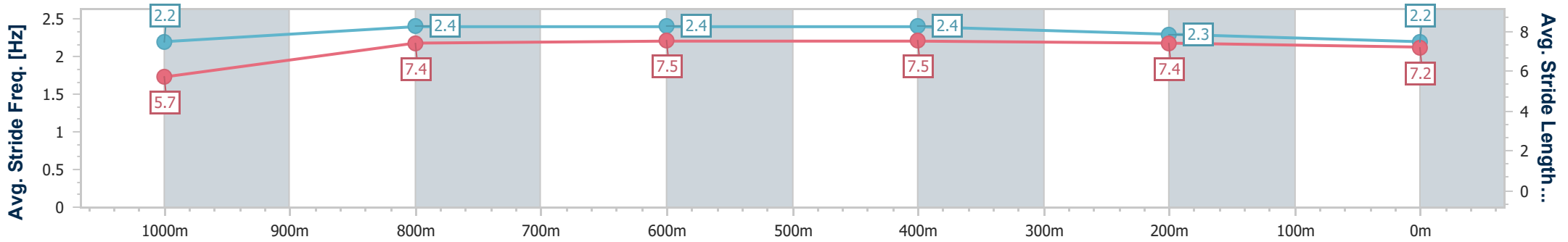
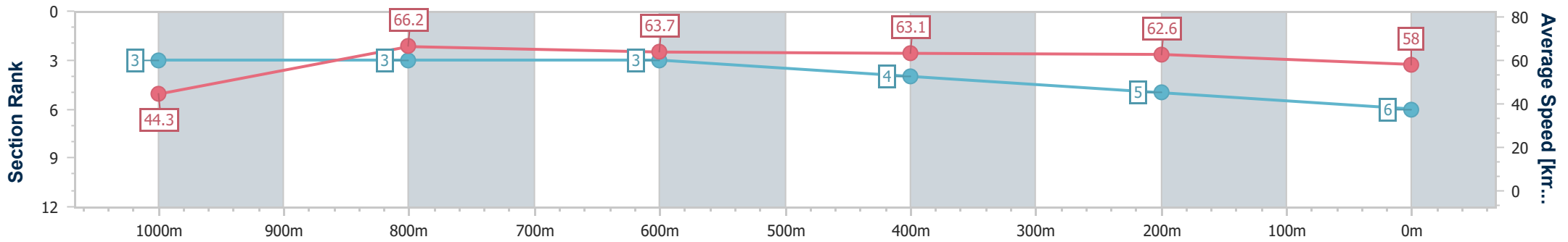
Race 5: CHAPS MENSWEAR BM55 Handicap - 1100m

24 November 2024 - 15:10

Track Rating: Synthetic, Weather: Fine, Rail Position: True



Section	Overall	1000m	800m	600m	400m	200m
Section Times	1:05.91 [6] (0:08.11)	0:57.80 [3] (0:10.94)	0:46.86 [3] (0:11.46)	0:35.40 [3] (0:11.48)	0:23.92 [4] (0:11.51)	0:12.41 [5] (0:12.41)
Average Speed [km/h]	44.3	66.2	63.7	63.1	62.6	58.0
Top Speed [km/h]	65.0	67.5	65.0	63.8	63.8	60.8
Avg. Dist. to Rail [m]	6.2	4.0	2.7	0.7	2.1	3.8
Avg. Stride Freq. [Hz]	2.2	2.4	2.4	2.4	2.3	2.2
Avg. Stride Length [m]	5.7	7.4	7.5	7.5	7.4	7.2



- [ ] Ranking at each section and finish
- .-.- No data available at this section
- NA No data available



Horse/Jockey Name	Jafuboy
Final Rank	7
Fastest Section Time (Section)	0:08.16 (Overall)
Top Speed [km/h] (Section)	66.6 (1000m)
Race State	Finished



Sunshine Coast Poly Track QLD Professional

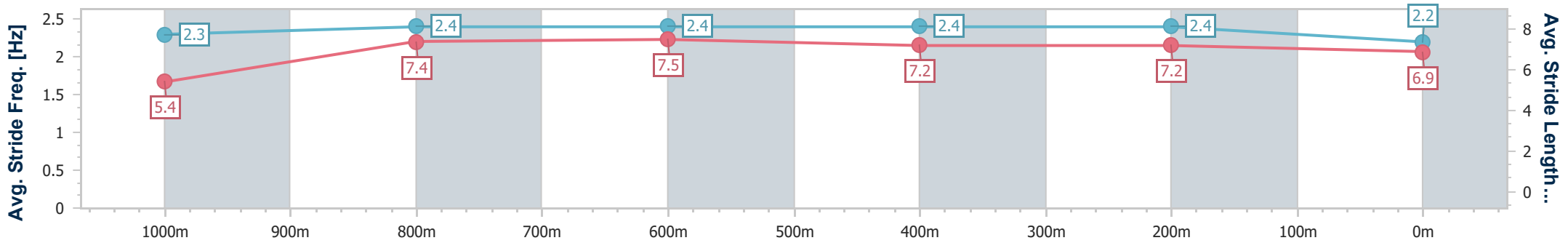
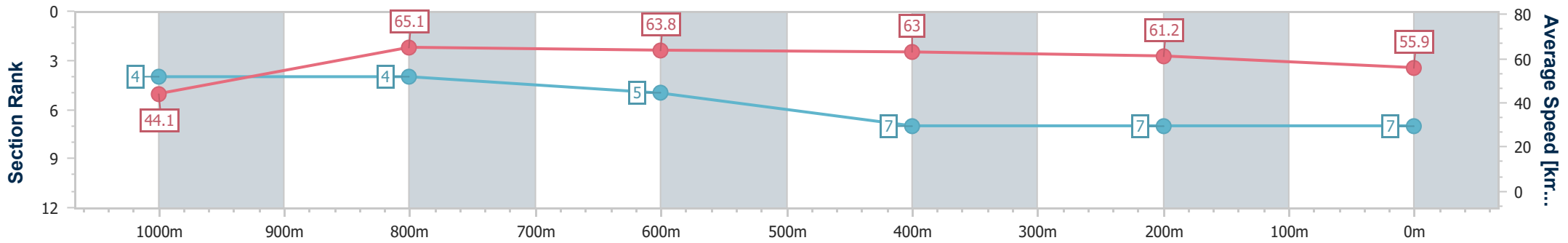
Race 5: CHAPS MENSWEAR BM55 Handicap - 1100m

24 November 2024 - 15:10

Track Rating: Synthetic, Weather: Fine, Rail Position: True



Section	Overall	1000m	800m	600m	400m	200m
Section Times	1:07.01 [7] (0:08.16)	0:58.85 [4] (0:11.06)	0:47.79 [4] (0:11.54)	0:36.25 [5] (0:11.64)	0:24.61 [7] (0:11.73)	0:12.88 [7] (0:12.88)
Average Speed [km/h]	44.1	65.1	63.8	63.0	61.2	55.9
Top Speed [km/h]	63.0	66.6	65.2	63.8	63.0	59.6
Avg. Dist. to Rail [m]	4.6	2.5	3.3	2.5	2.7	0.8
Avg. Stride Freq. [Hz]	2.3	2.4	2.4	2.4	2.4	2.2
Avg. Stride Length [m]	5.4	7.4	7.5	7.2	7.2	6.9



- [ ] Ranking at each section and finish
- .-.- No data available at this section
- NA No data available



# Sunshine Coast Poly Track QLD Professional

## Race 6: SUNSHINE COAST FALCONS BM55 Handicap - 1400m

24 November 2024 - 15:46



Track Rating: Synthetic, Weather: Fine, Rail Position: True

Section		Overall	1200m	1000m	800m	600m	400m	Last 600m				
Field Times		1:25.00 (0:13.41)	1:11.59 (0:11.42)	1:00.17 (0:11.79)	0:48.38 (0:12.05)	0:36.33 (0:11.98)	0:24.35 (0:11.99)	0:36.33				
Rank	TAB Horse/Jockey	Barrier	Top Speed [km/h]	Fastest Section	Distance Travelled [m]							
1	3 NIGHTSTICK Jace McMurray	8	65.6 200m	0:11.32 1200m	1:25.00 [1] (0:13.78)	1:11.22 [5] (0:11.32)	0:59.90 [6] (0:11.81)	0:48.09 [6] (0:12.26)	0:35.83 [6] (0:12.16)	0:23.67 [6] (0:11.69)	0:35.83	
2	17 LOVEZELADYS Minonette Kennedy	9	67.2 1200m	0:11.21 1200m	1:25.18 [2] (0:13.88)	1:11.30 [7] (0:11.21)	1:00.09 [5] (0:11.62)	0:48.47 [3] (0:12.15)	0:36.32 [2] (0:12.03)	0:24.29 [3] (0:11.93)	0:36.32 +4	
3	5 HOOKS Paul Hamblin	4	66.3 Overall	0:11.32 1200m	1:25.24 [3] (0:13.53)	1:11.71 [2] (0:11.32)	1:00.39 [2] (0:11.81)	0:48.58 [2] (0:12.27)	0:36.31 [4] (0:11.84)	0:24.47 [2] (0:11.87)	0:36.31 -5	
4	11 TYPHOON TIP Justin Stanley	5	64.9 Overall	0:11.40 1200m	1:25.30 [4] (0:13.95)	1:11.35 [8] (0:11.40)	0:59.95 [9] (0:11.88)	0:48.07 [9] (0:12.19)	0:35.88 [9] (0:12.04)	0:23.84 [8] (0:11.71)	0:35.88 +0	
5	14 JUBILANT Chelsea Baker	3	66.1 1200m	0:11.28 1200m	1:25.42 [5] (0:13.71)	1:11.71 [4] (0:11.28)	1:00.43 [4] (0:11.73)	0:48.70 [4] (0:12.19)	0:36.51 [3] (0:12.09)	0:24.42 [4] (0:11.88)	0:36.51 -1	
6	7 JEDIAH Darren Evans	15	65.9 Overall	0:11.49 1200m	1:25.51 [6] (0:14.08)	1:11.43 [10] (0:11.49)	0:59.94 [10] (0:11.88)	0:48.06 [10] (0:12.34)	0:35.72 [11] (0:11.89)	0:23.83 [9] (0:11.66)	0:35.72 +1	
7	6 LUCKY LENI Corey Bayliss	6	65.7 1200m	0:11.38 1200m	1:25.68 [7] (0:13.61)	1:12.07 [3] (0:11.38)	1:00.69 [3] (0:11.78)	0:48.91 [5] (0:12.25)	0:36.66 [5] (0:11.99)	0:24.67 [5] (0:11.87)	0:36.66 +1	
8	15 BLACK 'N' DEADLY Micheal Hellyer	2	67.2 Overall	0:11.42 1200m	1:25.99 [8] (0:13.41)	1:12.58 [1] (0:11.42)	1:01.16 [1] (0:11.79)	0:49.37 [1] (0:12.05)	0:37.32 [1] (0:11.98)	0:25.34 [1] (0:12.33)	0:37.32 -12	
9	2 WATERMELON Corey Sutherland	16	66.2 Overall	0:11.48 1200m	1:26.09 [9] (0:14.18)	1:11.91 [12] (0:11.48)	1:00.43 [11] (0:11.87)	0:48.56 [11] (0:12.15)	0:36.41 [10] (0:12.04)	0:24.37 [10] (0:11.78)	0:36.41 +3	
10	10 VORTEXIA Bailey Wheeler	1	65.0 Overall	0:11.37 1200m	1:26.12 [10] (0:13.97)	1:12.15 [9] (0:11.37)	1:00.78 [8] (0:11.78)	0:49.00 [8] (0:12.11)	0:36.89 [7] (0:12.13)	0:24.76 [7] (0:12.20)	0:36.89 -6	

Scratched: Bandit (#1), Cryptic Prism (#9), Hakatere (#4), Scribble (#13), Imperioness (#12)

[ ] Ranking at each section and finish  
 -:-:- No data available at this section  
 NA No data available

SCN Saddle cloth number  
 DNF Did not finish  
 DNT Did not track



**Sunshine Coast Poly Track QLD Professional**  
**Race 6: SUNSHINE COAST FALCONS BM55 Handicap - 1400m**  
 24 November 2024 - 15:46



Track Rating: Synthetic, Weather: Fine, Rail Position: True

Section		Overall	1200m	1000m	800m	600m	400m	Last 600m				
Field Times		1:25.00 (0:13.41)	1:11.59 (0:11.42)	1:00.17 (0:11.79)	0:48.38 (0:12.05)	0:36.33 (0:11.98)	0:24.35 (0:11.99)	0:36.33				
Rank	TAB Horse/Jockey	Barrier	Top Speed [km/h]	Fastest Section					Distance Travelled [m]			
11	8 <b>STEP ON FIRE</b> Luke Tarrant	11	64.1 600m	0:11.65 400m	1:26.12 [11] (0:14.12)	1:12.00 [11] (0:11.69)	1:00.31 [12] (0:11.92)	0:48.39 [12] (0:12.21)	0:36.18 [12] (0:11.81)	0:24.37 [12] (0:11.65)	0:36.18	+6
12	16 <b>INDENTED HEAD</b> Georgina Cartwright	17	65.8 1200m	0:11.42 1200m	1:26.42 [12] (0:13.86)	1:12.56 [6] (0:11.42)	1:01.14 [7] (0:11.83)	0:49.31 [7] (0:12.23)	0:37.08 [8] (0:12.39)	0:24.69 [11] (0:12.23)	0:37.08	+6

Scratched: Bandit (#1), Cryptic Prism (#9), Hakatere (#4), Scribble (#13), Imperioness (#12)

[ ] Ranking at each section and finish  
 -:---: No data available at this section  
 NA No data available

SCN Saddle cloth number  
 DNF Did not finish  
 DNT Did not track



**Sunshine Coast Poly Track QLD Professional**  
**Race 6: SUNSHINE COAST FALCONS BM55 Handicap - 1400m**  
 24 November 2024 - 15:46



Track Rating: Synthetic, Weather: Fine, Rail Position: True

Section							200m			Last 600m
Field Times							0:12.36			0:36.33
							(0:12.36)			
Rank	TAB	Horse/Jockey	Barrier	Top Speed [km/h]	Fastest Section	Margin			Distance Travelled [m]	
1	3	<b>NIGHTSTICK</b>	8	65.6	0:11.32	0:11.98 [6]	1:25.00			0:35.83
		Jace McMurray		200m	1200m	(0:11.98)				
2	17	<b>LOVEZELADYS</b>	9	67.2	0:11.21	0:12.36 [2]	1L			0:36.32 +4
		Minonette Kennedy		1200m	1200m	(0:12.36)				
3	5	<b>HOOKS</b>	4	66.3	0:11.32	0:12.60 [1]	1.3L			0:36.31 -5
		Paul Hamblin		Overall	1200m	(0:12.60)				
4	11	<b>TYPHOON TIP</b>	5	64.9	0:11.40	0:12.13 [7]	1.5L			0:35.88 +0
		Justin Stanley		Overall	1200m	(0:12.13)				
5	14	<b>JUBILANT</b>	3	66.1	0:11.28	0:12.54 [3]	2L			0:36.51 -1
		Chelsea Baker		1200m	1200m	(0:12.54)				
6	7	<b>JEDIAH</b>	15	65.9	0:11.49	0:12.17 [8]	2.4L			0:35.72 +1
		Darren Evans		Overall	1200m	(0:12.17)				
7	6	<b>LUCKY LENI</b>	6	65.7	0:11.38	0:12.80 [4]	3.2L			0:36.66 +1
		Corey Bayliss		1200m	1200m	(0:12.80)				
8	15	<b>BLACK 'N' DEADLY</b>	2	67.2	0:11.42	0:13.01 [5]	5L			0:37.32 -12
		Micheal Hellyer		Overall	1200m	(0:13.01)				
9	2	<b>WATERMELON</b>	16	66.2	0:11.48	0:12.59 [10]	5.4L			0:36.41 +3
		Corey Sutherland		Overall	1200m	(0:12.59)				
10	10	<b>VORTEXIA</b>	1	65.0	0:11.37	0:12.56 [11]	5.6L			0:36.89 -6
		Bailey Wheeler		Overall	1200m	(0:12.56)				

Scratched: Bandit (#1), Cryptic Prism (#9), Hakatere (#4), Scribble (#13), Imperioness (#12)

[ ] Ranking at each section and finish  
 -:-:- No data available at this section  
 NA No data available

SCN Saddle cloth number  
 DNF Did not finish  
 DNT Did not track





**Sunshine Coast Poly Track QLD Professional**  
**Race 6: SUNSHINE COAST FALCONS BM55 Handicap - 1400m**  
 24 November 2024 - 15:46



Track Rating: Synthetic, Weather: Fine, Rail Position: True

Section				200m				Last 600m		
Field Times				0:12.36 (0:12.36)				0:36.33		
Rank	TAB	Horse/Jockey	Barrier	Top Speed [km/h]	Fastest Section	Margin			Distance Travelled [m]	
11	8	<b>STEP ON FIRE</b>	11	64.1	0:11.65	0:12.72 [9]	5.7L		0:36.18	+6
		Luke Tarrant		600m	400m	(0:12.72)				
12	16	<b>INDENTED HEAD</b>	17	65.8	0:11.42	0:12.46 [12]	7.2L		0:37.08	+6
		Georgina Cartwright		1200m	1200m	(0:12.46)				

Scratched: Bandit (#1), Cryptic Prism (#9), Hakatere (#4), Scribble (#13), Imperioness (#12)

[ ] Ranking at each section and finish  
 -:-:-:- No data available at this section  
 NA No data available

SCN Saddle cloth number  
 DNF Did not finish  
 DNT Did not track



Horse/Jockey Name	Nightstick
Final Rank	1
Fastest Section Time (Section)	0:11.32 (1200m)
Top Speed [km/h] (Section)	65.6 (200m)
Race State	Finished



Sunshine Coast Poly Track QLD Professional

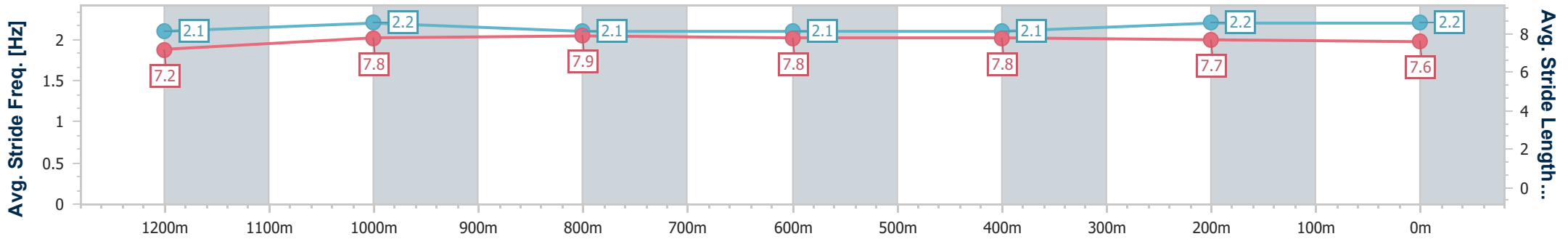
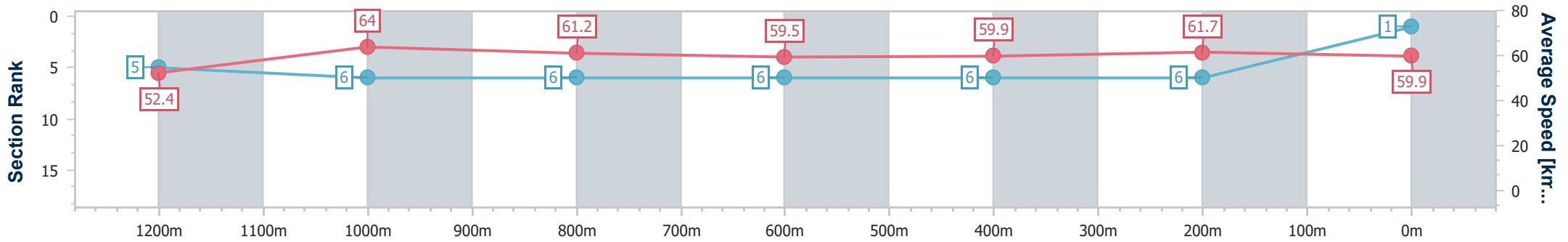
Race 6: SUNSHINE COAST FALCONS BM55 Handicap - 1400m



24 November 2024 - 15:46

Track Rating: Synthetic, Weather: Fine, Rail Position: True

Section	Overall	1200m	1000m	800m	600m	400m	200m
Section Times	1:25.00 [1] (0:13.78)	1:11.22 [5] (0:11.32)	0:59.90 [6] (0:11.81)	0:48.09 [6] (0:12.26)	0:35.83 [6] (0:12.16)	0:23.67 [6] (0:11.69)	0:11.98 [6] (0:11.98)
Average Speed [km/h]	52.4	64.0	61.2	59.5	59.9	61.7	59.9
Top Speed [km/h]	64.8	65.5	62.2	60.5	60.5	62.6	65.6
Avg. Dist. to Rail [m]	6.6	2.8	2.4	1.8	1.9	4.9	5.4
Avg. Stride Freq. [Hz]	2.1	2.2	2.1	2.1	2.1	2.2	2.2
Avg. Stride Length [m]	7.2	7.8	7.9	7.8	7.8	7.7	7.6



- [ ] Ranking at each section and finish
- .-.- No data available at this section
- NA No data available



Horse/Jockey Name	Lovezeladys
Final Rank	2
Fastest Section Time (Section)	0:11.21 (1200m)
Top Speed [km/h] (Section)	67.2 (1200m)
Race State	Finished



Sunshine Coast Poly Track QLD Professional

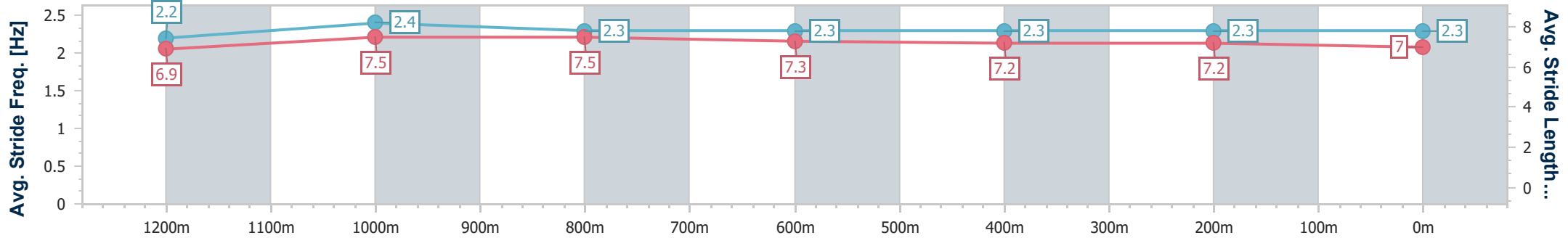
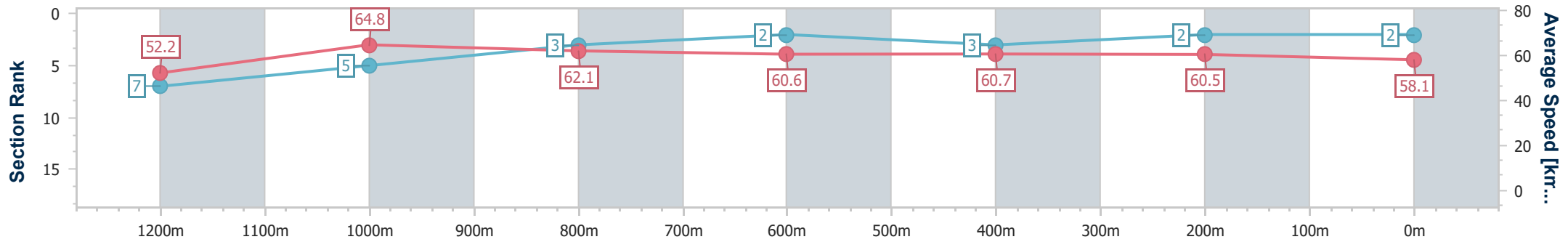
Race 6: SUNSHINE COAST FALCONS BM55 Handicap - 1400m



24 November 2024 - 15:46

Track Rating: Synthetic, Weather: Fine, Rail Position: True

Section	Overall	1200m	1000m	800m	600m	400m	200m
Section Times	1:25.18 [2] (0:13.88)	1:11.30 [7] (0:11.21)	1:00.09 [5] (0:11.62)	0:48.47 [3] (0:12.15)	0:36.32 [2] (0:12.03)	0:24.29 [3] (0:11.93)	0:12.36 [2] (0:12.36)
Average Speed [km/h]	52.2	64.8	62.1	60.6	60.7	60.5	58.1
Top Speed [km/h]	66.3	67.2	62.5	62.0	61.1	61.3	59.8
Avg. Dist. to Rail [m]	7.7	3.8	3.4	3.2	1.9	4.1	4.6
Avg. Stride Freq. [Hz]	2.2	2.4	2.3	2.3	2.3	2.3	2.3
Avg. Stride Length [m]	6.9	7.5	7.5	7.3	7.2	7.2	7.0



- [ ] Ranking at each section and finish
- .-.- No data available at this section
- NA No data available



Horse/Jockey Name	Hooks
Final Rank	3
Fastest Section Time (Section)	0:11.32 (1200m)
Top Speed [km/h] (Section)	66.3 (Overall)
Race State	Finished



Sunshine Coast Poly Track QLD Professional

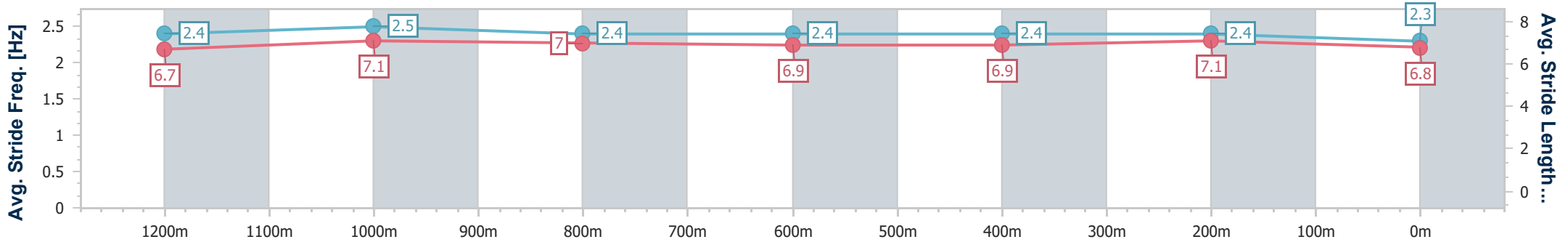
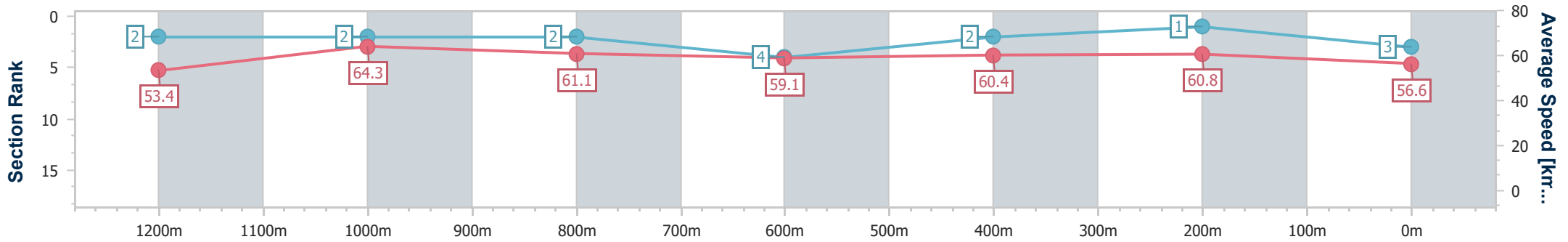
Race 6: SUNSHINE COAST FALCONS BM55 Handicap - 1400m



24 November 2024 - 15:46

Track Rating: Synthetic, Weather: Fine, Rail Position: True

Section	Overall	1200m	1000m	800m	600m	400m	200m
Section Times	1:25.24 [3] (0:13.53)	1:11.71 [2] (0:11.32)	1:00.39 [2] (0:11.81)	0:48.58 [2] (0:12.27)	0:36.31 [4] (0:11.84)	0:24.47 [2] (0:11.87)	0:12.60 [1] (0:12.60)
Average Speed [km/h]	53.4	64.3	61.1	59.1	60.4	60.8	56.6
Top Speed [km/h]	66.3	65.8	62.7	60.0	61.4	62.1	59.5
Avg. Dist. to Rail [m]	4.8	3.4	3.5	1.6	1.3	0.5	1.1
Avg. Stride Freq. [Hz]	2.4	2.5	2.4	2.4	2.4	2.4	2.3
Avg. Stride Length [m]	6.7	7.1	7.0	6.9	6.9	7.1	6.8



- [ ] Ranking at each section and finish
- .-.-.- No data available at this section
- NA No data available



Horse/Jockey Name	Typhoon Tip
Final Rank	4
Fastest Section Time (Section)	0:11.40 (1200m)
Top Speed [km/h] (Section)	64.9 (Overall)
Race State	Finished



Sunshine Coast Poly Track QLD Professional

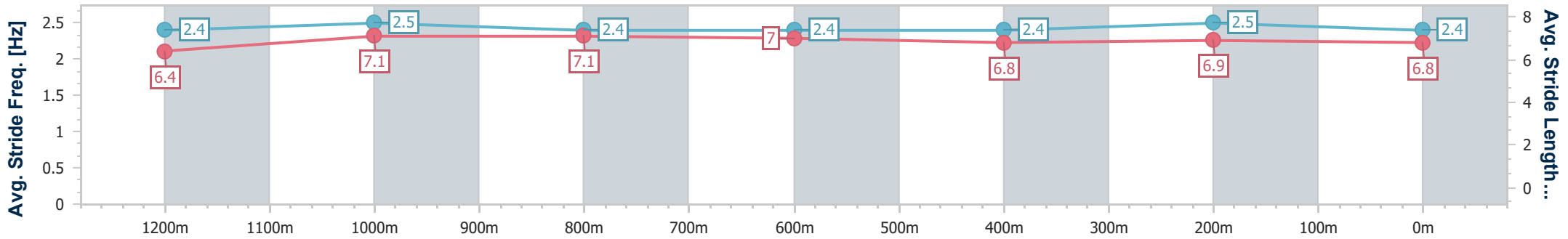
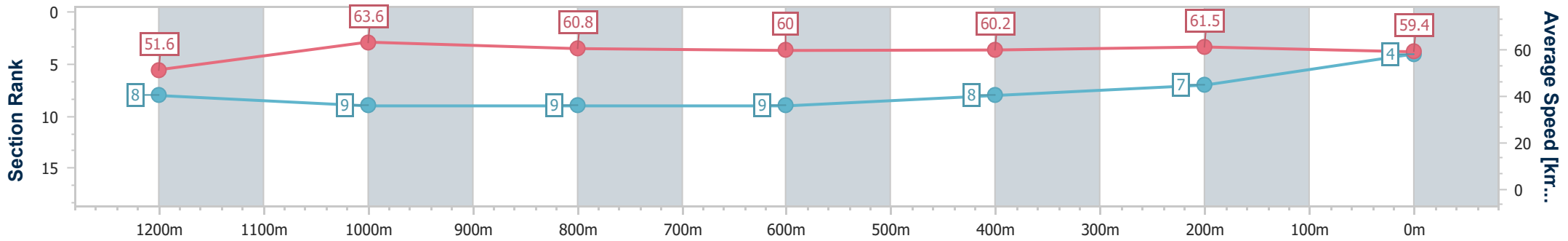
Race 6: SUNSHINE COAST FALCONS BM55 Handicap - 1400m



24 November 2024 - 15:46

Track Rating: Synthetic, Weather: Fine, Rail Position: True

Section	Overall	1200m	1000m	800m	600m	400m	200m
Section Times	1:25.30 [4] (0:13.95)	1:11.35 [8] (0:11.40)	0:59.95 [9] (0:11.88)	0:48.07 [9] (0:12.19)	0:35.88 [9] (0:12.04)	0:23.84 [8] (0:11.71)	0:12.13 [7] (0:12.13)
Average Speed [km/h]	51.6	63.6	60.8	60.0	60.2	61.5	59.4
Top Speed [km/h]	64.9	64.3	62.5	60.7	62.5	64.3	60.1
Avg. Dist. to Rail [m]	3.8	2.3	2.3	2.0	1.4	3.9	5.0
Avg. Stride Freq. [Hz]	2.4	2.5	2.4	2.4	2.4	2.5	2.4
Avg. Stride Length [m]	6.4	7.1	7.1	7.0	6.8	6.9	6.8



- [ ] Ranking at each section and finish
- .-.- No data available at this section
- NA No data available



Horse/Jockey Name	Jubilant
Final Rank	5
Fastest Section Time (Section)	0:11.28 (1200m)
Top Speed [km/h] (Section)	66.1 (1200m)
Race State	Finished



Sunshine Coast Poly Track QLD Professional

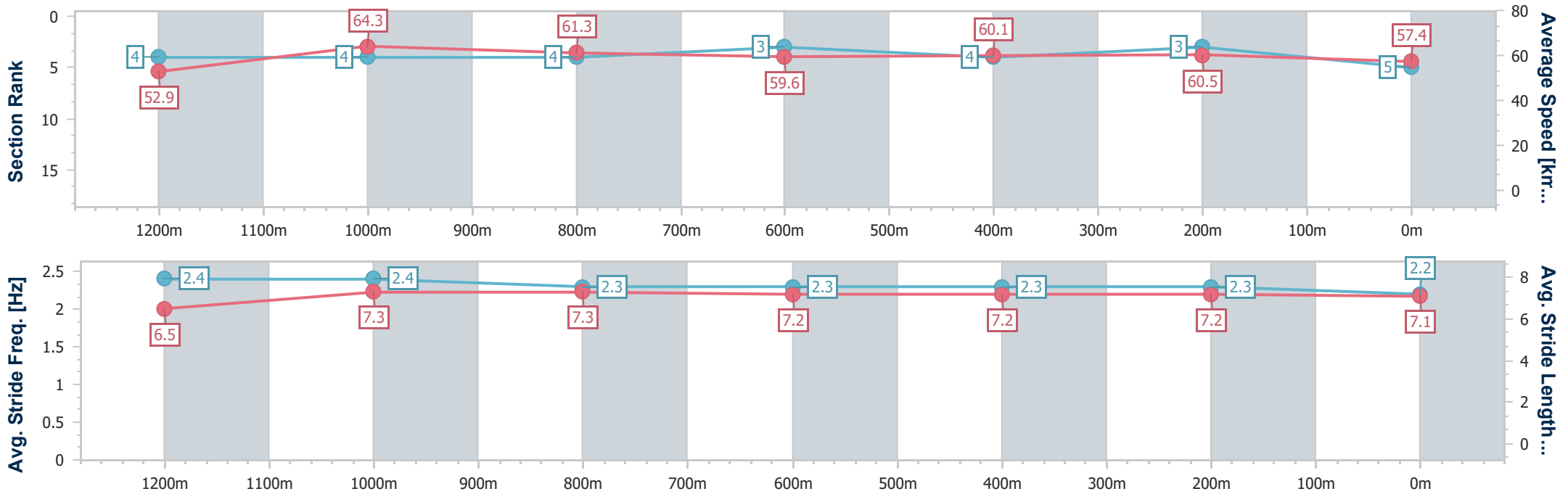
Race 6: SUNSHINE COAST FALCONS BM55 Handicap - 1400m



24 November 2024 - 15:46

Track Rating: Synthetic, Weather: Fine, Rail Position: True

Section	Overall	1200m	1000m	800m	600m	400m	200m
Section Times	1:25.42 [5] (0:13.71)	1:11.71 [4] (0:11.28)	1:00.43 [4] (0:11.73)	0:48.70 [4] (0:12.19)	0:36.51 [3] (0:12.09)	0:24.42 [4] (0:11.88)	0:12.54 [3] (0:12.54)
Average Speed [km/h]	52.9	64.3	61.3	59.6	60.1	60.5	57.4
Top Speed [km/h]	65.3	66.1	62.4	60.1	61.0	61.6	58.8
Avg. Dist. to Rail [m]	3.3	2.7	1.9	1.4	1.2	1.5	0.5
Avg. Stride Freq. [Hz]	2.4	2.4	2.3	2.3	2.3	2.3	2.2
Avg. Stride Length [m]	6.5	7.3	7.3	7.2	7.2	7.2	7.1



- [ ] Ranking at each section and finish
- .-.- No data available at this section
- NA No data available



Horse/Jockey Name	Jediah
Final Rank	6
Fastest Section Time (Section)	0:11.49 (1200m)
Top Speed [km/h] (Section)	65.9 (Overall)
Race State	Finished



Sunshine Coast Poly Track QLD Professional

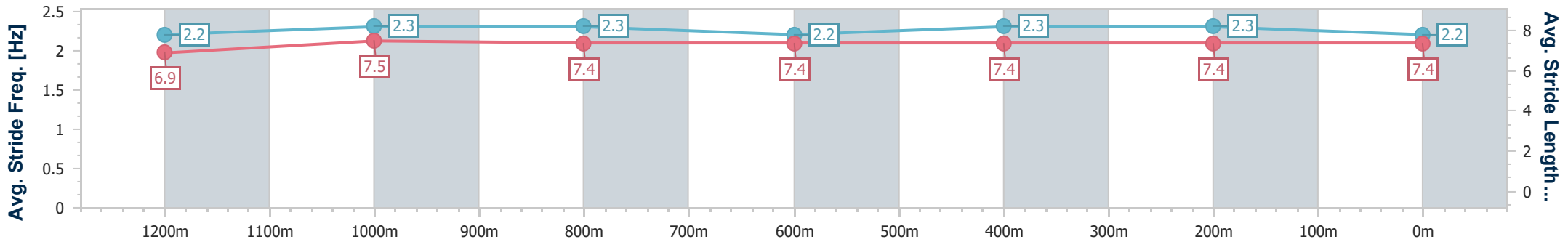
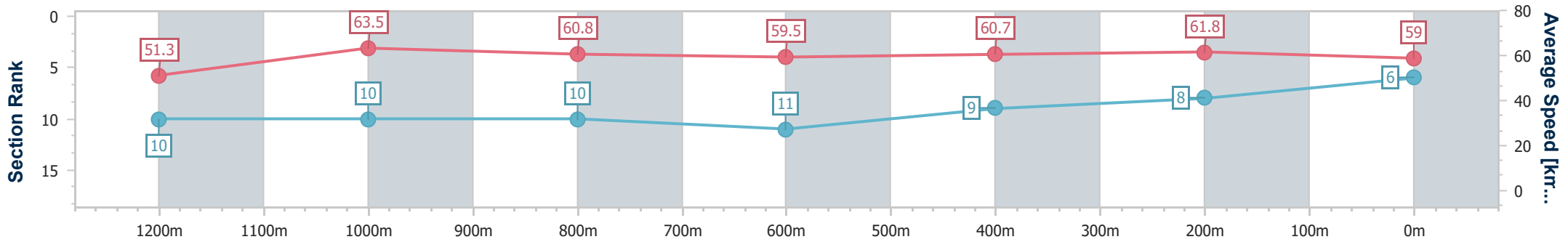
Race 6: SUNSHINE COAST FALCONS BM55 Handicap - 1400m



24 November 2024 - 15:46

Track Rating: Synthetic, Weather: Fine, Rail Position: True

Section	Overall	1200m	1000m	800m	600m	400m	200m
Section Times	1:25.51 [6] (0:14.08)	1:11.43 [10] (0:11.49)	0:59.94 [10] (0:11.88)	0:48.06 [10] (0:12.34)	0:35.72 [11] (0:11.89)	0:23.83 [9] (0:11.66)	0:12.17 [8] (0:12.17)
Average Speed [km/h]	51.3	63.5	60.8	59.5	60.7	61.8	59.0
Top Speed [km/h]	65.9	65.1	61.7	60.3	61.3	62.5	60.9
Avg. Dist. to Rail [m]	8.2	4.8	4.3	2.7	0.6	4.1	6.0
Avg. Stride Freq. [Hz]	2.2	2.3	2.3	2.2	2.3	2.3	2.2
Avg. Stride Length [m]	6.9	7.5	7.4	7.4	7.4	7.4	7.4



- [ ] Ranking at each section and finish
- .-.-.- No data available at this section
- NA No data available



Horse/Jockey Name	Lucky Leni
Final Rank	7
Fastest Section Time (Section)	0:11.38 (1200m)
Top Speed [km/h] (Section)	65.7 (1200m)
Race State	Finished



Sunshine Coast Poly Track QLD Professional

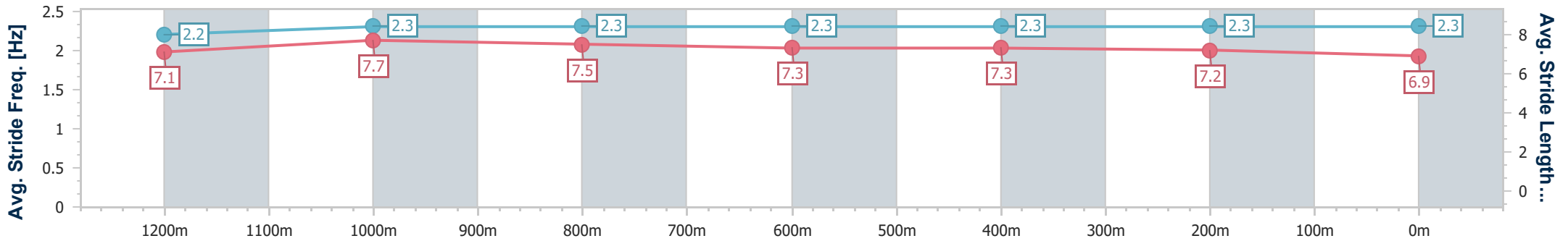
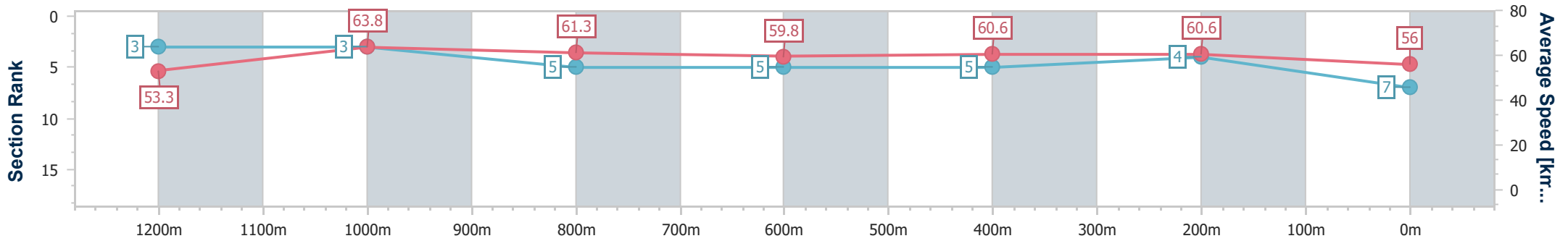
Race 6: SUNSHINE COAST FALCONS BM55 Handicap - 1400m



24 November 2024 - 15:46

Track Rating: Synthetic, Weather: Fine, Rail Position: True

Section	Overall	1200m	1000m	800m	600m	400m	200m
Section Times	1:25.68 [7] (0:13.61)	1:12.07 [3] (0:11.38)	1:00.69 [3] (0:11.78)	0:48.91 [5] (0:12.25)	0:36.66 [5] (0:11.99)	0:24.67 [5] (0:11.87)	0:12.80 [4] (0:12.80)
Average Speed [km/h]	53.3	63.8	61.3	59.8	60.6	60.6	56.0
Top Speed [km/h]	65.2	65.7	62.6	60.7	61.2	61.5	59.2
Avg. Dist. to Rail [m]	5.8	3.9	3.4	2.6	1.4	2.3	2.2
Avg. Stride Freq. [Hz]	2.2	2.3	2.3	2.3	2.3	2.3	2.3
Avg. Stride Length [m]	7.1	7.7	7.5	7.3	7.3	7.2	6.9



- [ ] Ranking at each section and finish
- .-.- No data available at this section
- NA No data available





Horse/Jockey Name	Black 'N' Deadly
Final Rank	8
Fastest Section Time (Section)	0:11.42 (1200m)
Top Speed [km/h] (Section)	67.2 (Overall)
Race State	Finished



Sunshine Coast Poly Track QLD Professional

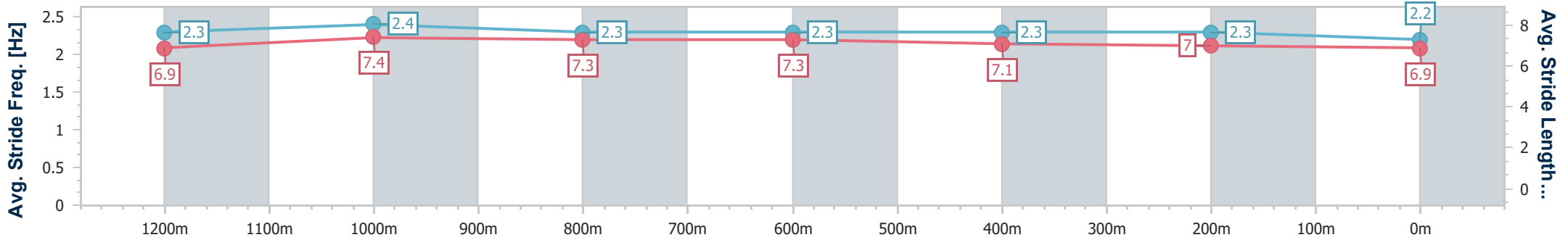
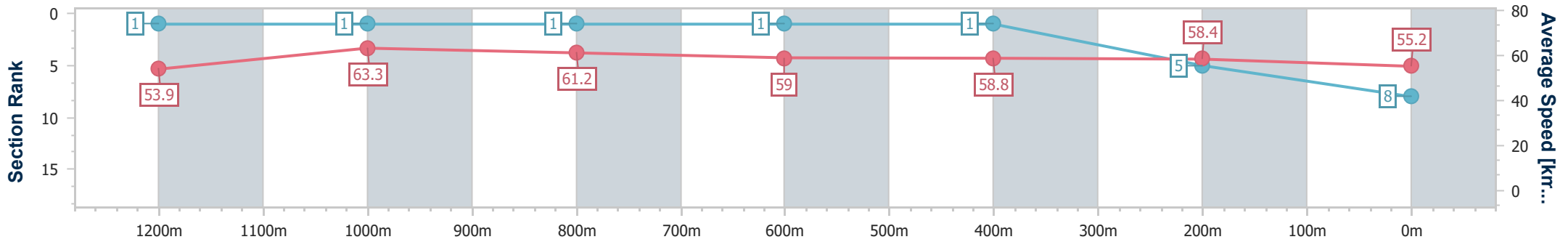
Race 6: SUNSHINE COAST FALCONS BM55 Handicap - 1400m



24 November 2024 - 15:46

Track Rating: Synthetic, Weather: Fine, Rail Position: True

Section	Overall	1200m	1000m	800m	600m	400m	200m
Section Times	1:25.99 [8] (0:13.41)	1:12.58 [1] (0:11.42)	1:01.16 [1] (0:11.79)	0:49.37 [1] (0:12.05)	0:37.32 [1] (0:11.98)	0:25.34 [1] (0:12.33)	0:13.01 [5] (0:13.01)
Average Speed [km/h]	53.9	63.3	61.2	59.0	58.8	58.4	55.2
Top Speed [km/h]	67.2	67.1	63.0	60.2	59.5	59.0	56.7
Avg. Dist. to Rail [m]	2.1	1.7	1.4	1.7	3.2	2.0	1.2
Avg. Stride Freq. [Hz]	2.3	2.4	2.3	2.3	2.3	2.3	2.2
Avg. Stride Length [m]	6.9	7.4	7.3	7.3	7.1	7.0	6.9



- [ ] Ranking at each section and finish
- .-.- No data available at this section
- NA No data available



Horse/Jockey Name	Watermelon
Final Rank	9
Fastest Section Time (Section)	0:11.48 (1200m)
Top Speed [km/h] (Section)	66.2 (Overall)
Race State	Finished



Sunshine Coast Poly Track QLD Professional

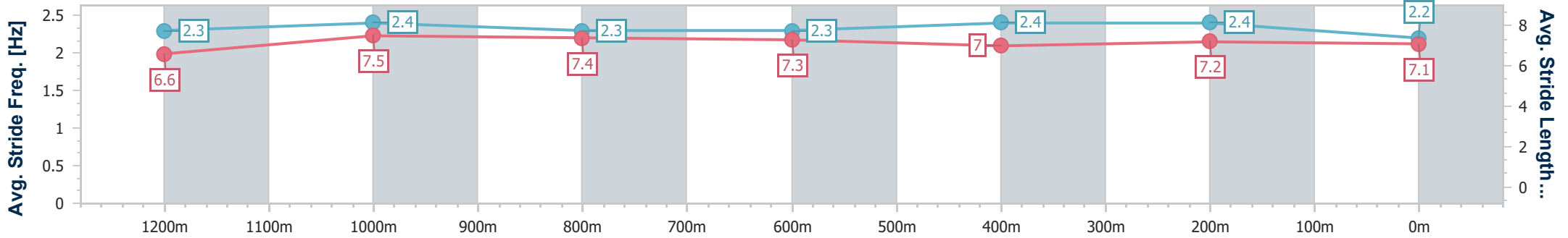
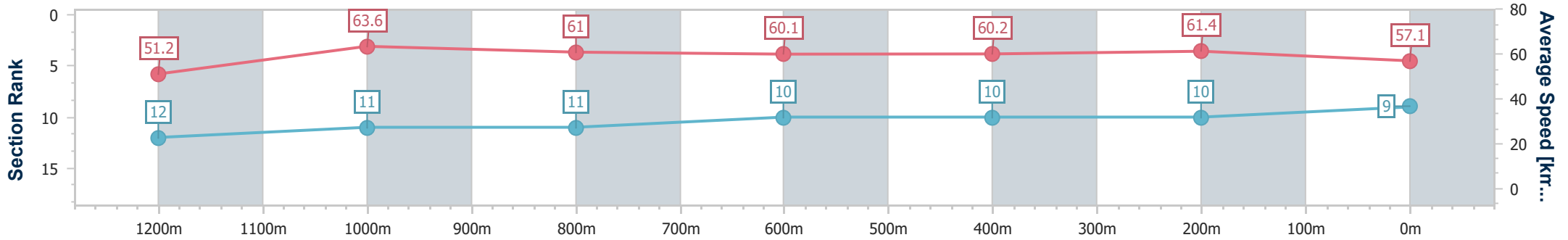
Race 6: SUNSHINE COAST FALCONS BM55 Handicap - 1400m



24 November 2024 - 15:46

Track Rating: Synthetic, Weather: Fine, Rail Position: True

Section	Overall	1200m	1000m	800m	600m	400m	200m
Section Times	1:26.09 [9] (0:14.18)	1:11.91 [12] (0:11.48)	1:00.43 [11] (0:11.87)	0:48.56 [11] (0:12.15)	0:36.41 [10] (0:12.04)	0:24.37 [10] (0:11.78)	0:12.59 [10] (0:12.59)
Average Speed [km/h]	51.2	63.6	61.0	60.1	60.2	61.4	57.1
Top Speed [km/h]	66.2	65.1	62.3	61.8	62.3	63.1	58.6
Avg. Dist. to Rail [m]	10.3	5.8	4.9	2.2	1.4	5.3	6.4
Avg. Stride Freq. [Hz]	2.3	2.4	2.3	2.3	2.4	2.4	2.2
Avg. Stride Length [m]	6.6	7.5	7.4	7.3	7.0	7.2	7.1



- [ ] Ranking at each section and finish
- .-.- No data available at this section
- NA No data available



Horse/Jockey Name	Vortexia
Final Rank	10
Fastest Section Time (Section)	0:11.37 (1200m)
Top Speed [km/h] (Section)	65.0 (Overall)
Race State	Finished



Sunshine Coast Poly Track QLD Professional

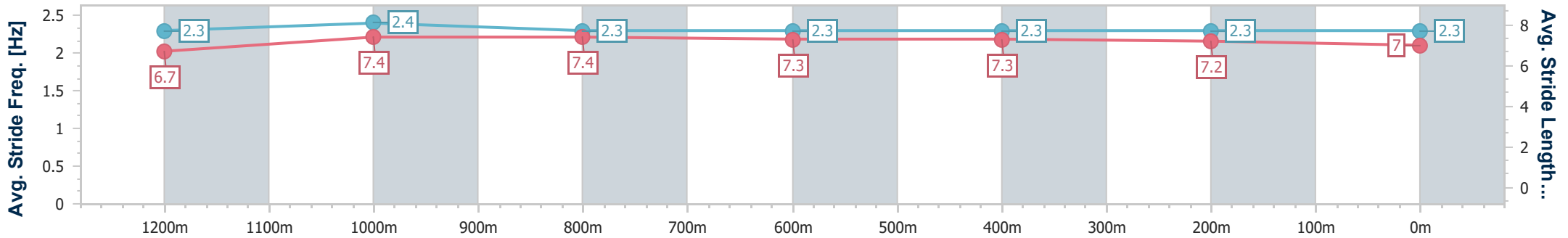
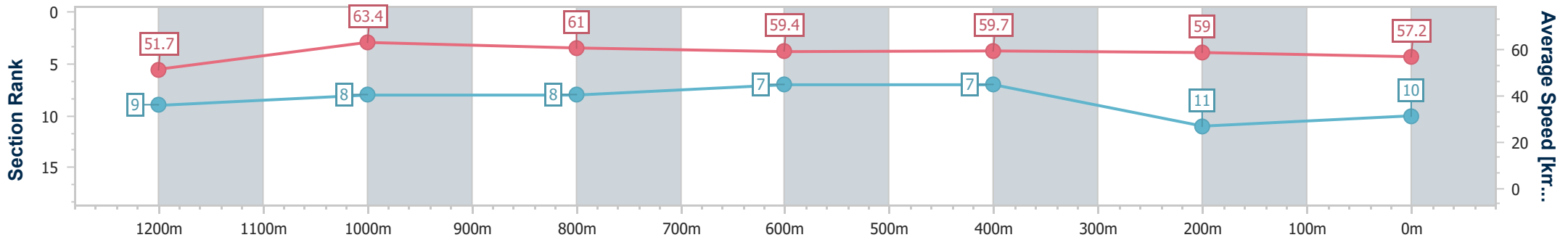
Race 6: SUNSHINE COAST FALCONS BM55 Handicap - 1400m



24 November 2024 - 15:46

Track Rating: Synthetic, Weather: Fine, Rail Position: True

Section	Overall	1200m	1000m	800m	600m	400m	200m
Section Times	1:26.12 [10] (0:13.97)	1:12.15 [9] (0:11.37)	1:00.78 [8] (0:11.78)	0:49.00 [8] (0:12.11)	0:36.89 [7] (0:12.13)	0:24.76 [7] (0:12.20)	0:12.56 [11] (0:12.56)
Average Speed [km/h]	51.7	63.4	61.0	59.4	59.7	59.0	57.2
Top Speed [km/h]	65.0	64.7	62.5	60.4	61.0	59.6	58.8
Avg. Dist. to Rail [m]	1.6	1.2	1.1	0.5	0.5	1.3	1.8
Avg. Stride Freq. [Hz]	2.3	2.4	2.3	2.3	2.3	2.3	2.3
Avg. Stride Length [m]	6.7	7.4	7.4	7.3	7.3	7.2	7.0



- [ ] Ranking at each section and finish
- .-.- No data available at this section
- NA No data available



Horse/Jockey Name	Step On Fire
Final Rank	11
Fastest Section Time (Section)	0:11.65 (400m)
Top Speed [km/h] (Section)	64.1 (600m)
Race State	Finished



Sunshine Coast Poly Track QLD Professional

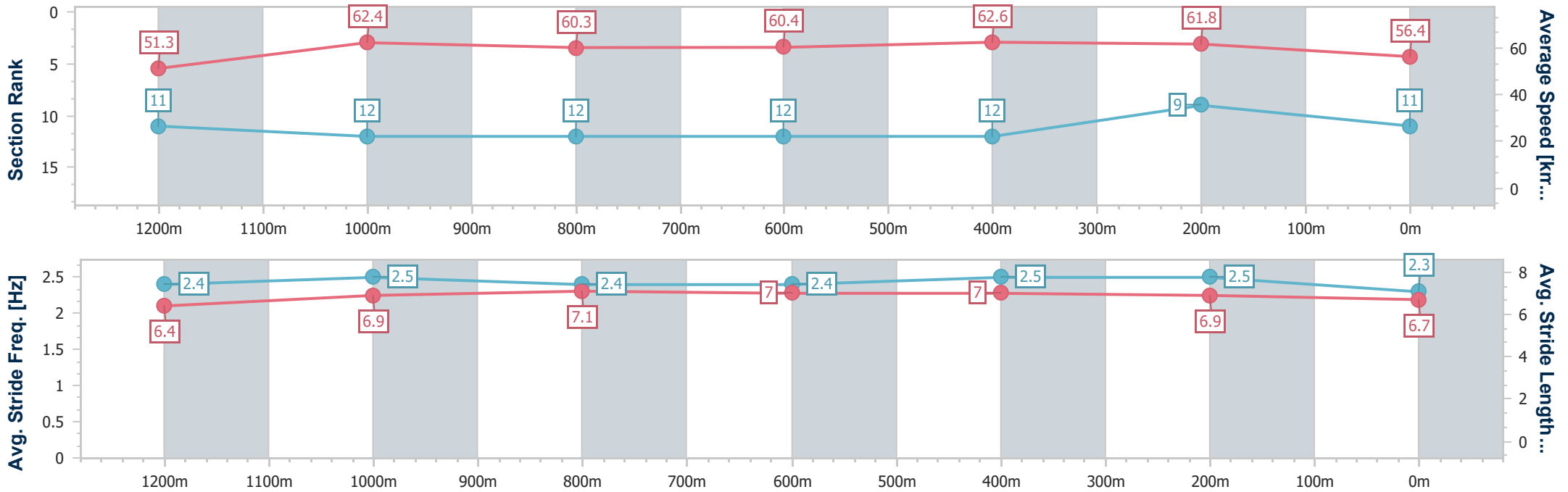
Race 6: SUNSHINE COAST FALCONS BM55 Handicap - 1400m



24 November 2024 - 15:46

Track Rating: Synthetic, Weather: Fine, Rail Position: True

Section	Overall	1200m	1000m	800m	600m	400m	200m
Section Times	1:26.12 [11] (0:14.12)	1:12.00 [11] (0:11.69)	1:00.31 [12] (0:11.92)	0:48.39 [12] (0:12.21)	0:36.18 [12] (0:11.81)	0:24.37 [12] (0:11.65)	0:12.72 [9] (0:12.72)
Average Speed [km/h]	51.3	62.4	60.3	60.4	62.6	61.8	56.4
Top Speed [km/h]	63.2	63.7	60.9	61.3	64.1	63.1	60.1
Avg. Dist. to Rail [m]	8.8	4.2	3.0	3.2	4.1	8.2	9.2
Avg. Stride Freq. [Hz]	2.4	2.5	2.4	2.4	2.5	2.5	2.3
Avg. Stride Length [m]	6.4	6.9	7.1	7.0	7.0	6.9	6.7



- [ ] Ranking at each section and finish
- .-.- No data available at this section
- NA No data available



Horse/Jockey Name	Indented Head
Final Rank	12
Fastest Section Time (Section)	0:11.42 (1200m)
Top Speed [km/h] (Section)	65.8 (1200m)
Race State	Finished



Sunshine Coast Poly Track QLD Professional

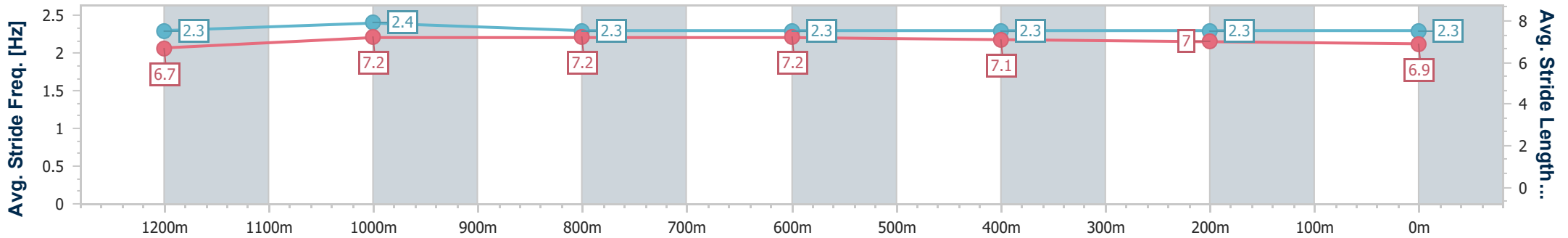
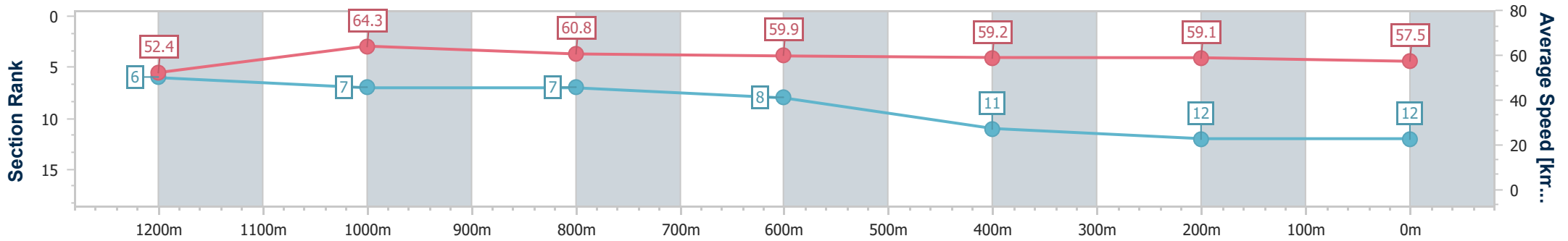
Race 6: SUNSHINE COAST FALCONS BM55 Handicap - 1400m



24 November 2024 - 15:46

Track Rating: Synthetic, Weather: Fine, Rail Position: True

Section	Overall	1200m	1000m	800m	600m	400m	200m
Section Times	1:26.42 [12] (0:13.86)	1:12.56 [6] (0:11.42)	1:01.14 [7] (0:11.83)	0:49.31 [7] (0:12.23)	0:37.08 [8] (0:12.39)	0:24.69 [11] (0:12.23)	0:12.46 [12] (0:12.46)
Average Speed [km/h]	52.4	64.3	60.8	59.9	59.2	59.1	57.5
Top Speed [km/h]	65.6	65.8	61.9	61.0	60.1	59.8	59.3
Avg. Dist. to Rail [m]	11.2	5.7	3.9	3.0	2.5	4.9	5.8
Avg. Stride Freq. [Hz]	2.3	2.4	2.3	2.3	2.3	2.3	2.3
Avg. Stride Length [m]	6.7	7.2	7.2	7.2	7.1	7.0	6.9



- [ ] Ranking at each section and finish
- .-.- No data available at this section
- NA No data available