



# Toowoomba QLD Professional

## Race 2: THE V.J. BUTLER MEMORIAL Class 3 Handicap - 1100m

23 November 2024 - 16:24



Track Rating: Soft 6, Weather: Fine, Rail Position: +1m Entire

Section		Field Times											
Overall	1000m	800m	600m	400m	200m	Last 600m							
1:05.65 (0:07.68)	0:57.97 (0:11.07)	0:46.90 (0:11.09)	0:35.81 (0:11.50)	0:24.31 (0:11.83)	0:12.48 (0:12.48)	0:35.81							
Rank	TAB	Horse/Jockey	Barrier	Top Speed [km/h]	Fastest Section	Overall	1000m	800m	600m	400m	200m	Margin	Distance Travelled [m]
1	5	<b>KWAMI</b> Les Tilley	7	67.0	0:07.69	1:05.65 [1] (0:07.69)	0:57.96 [2] (0:11.06)	0:46.90 [1] (0:11.09)	0:35.81 [1] (0:11.50)	0:24.31 [1] (0:11.83)	0:12.48 [1] (0:12.48)	1:05.65	0:35.81
2	2	<b>KEMI ZABI</b> Anthony Allen	8	65.7	0:08.04	1:05.71 [2] (0:08.04)	0:57.67 [9] (0:11.43)	0:46.24 [9] (0:11.37)	0:34.87 [9] (0:11.60)	0:23.27 [8] (0:11.52)	0:11.75 [7] (0:11.75)	0.4L	0:34.87 +7
2	1	<b>TAKE A PICTURE</b> Nathan Fazackerley	11	65.5	0:08.11	1:05.71 [2] (0:08.11)	0:57.60 [10] (0:11.75)	0:45.85 [11] (0:11.38)	0:34.47 [12] (0:11.44)	0:23.03 [12] (0:11.31)	0:11.72 [8] (0:11.72)	0.4L	0:34.47 +7
4	4	<b>DON'T DISS AROUND</b> Jake Molloy	12	65.6	0:08.47	1:05.73 [4] (0:08.47)	0:57.26 [12] (0:11.39)	0:45.87 [12] (0:11.36)	0:34.51 [11] (0:11.45)	0:23.06 [11] (0:11.40)	0:11.66 [10] (0:11.66)	0.5L	0:34.51 +0
4	6	<b>MASTER GEE</b> Dylan Bennett	3	66.3	0:07.92	1:05.73 [4] (0:07.92)	0:57.81 [7] (0:11.19)	0:46.62 [5] (0:11.31)	0:35.31 [5] (0:11.63)	0:23.68 [5] (0:11.67)	0:12.01 [3] (0:12.01)	0.5L	0:35.31 +1
6	10	<b>ULUWATU</b> Rob Thorburn	1	65.8	0:07.86	1:05.76 [6] (0:07.86)	0:57.90 [5] (0:11.37)	0:46.53 [6] (0:11.25)	0:35.28 [6] (0:11.68)	0:23.60 [6] (0:11.67)	0:11.93 [5] (0:11.93)	0.7L	0:35.28 -1
7	8	<b>PINK THUNDER</b> Chelsea Baker	10	68.0	0:07.68	1:05.79 [7] (0:07.68)	0:58.11 [1] (0:11.11)	0:47.00 [2] (0:11.28)	0:35.72 [2] (0:11.73)	0:23.99 [2] (0:11.72)	0:12.27 [2] (0:12.27)	0.9L	0:35.72 +3
8	3	<b>ELECTED</b> James Baker	2	66.1	0:07.99	1:05.96 [8] (0:07.99)	0:57.97 [8] (0:11.36)	0:46.61 [8] (0:11.45)	0:35.16 [8] (0:11.65)	0:23.51 [9] (0:11.62)	0:11.89 [10] (0:11.89)	1.9L	0:35.16 +2
9	7	<b>MINIMAL</b> Michael Murphy	4	66.3	0:07.79	1:06.04 [9] (0:07.79)	0:58.25 [3] (0:11.21)	0:47.04 [3] (0:11.23)	0:35.81 [3] (0:11.68)	0:24.13 [3] (0:11.84)	0:12.29 [4] (0:12.29)	2.4L	0:35.81 -2
10	12	<b>POINT BREAK</b> Kenji Yoshida	5	65.4	0:07.91	1:06.21 [10] (0:07.91)	0:58.30 [6] (0:11.36)	0:46.94 [7] (0:11.40)	0:35.54 [7] (0:11.70)	0:23.84 [7] (0:11.70)	0:12.14 [9] (0:12.14)	3.4L	0:35.54 +1

Scratched: Drang A Tang (#9), Pia Mia (#11)

[ ] Ranking at each section and finish  
 -:-:- No data available at this section  
 NA No data available

SCN Saddle cloth number  
 DNF Did not finish  
 DNT Did not track



# Toowoomba QLD Professional

## Race 2: THE V.J. BUTLER MEMORIAL Class 3 Handicap - 1100m

23 November 2024 - 16:24



Track Rating: Soft 6, Weather: Fine, Rail Position: +1m Entire

Section		Overall	1000m	800m	600m	400m	200m	Last 600m					
Field Times		1:05.65 (0:07.68)	0:57.97 (0:11.07)	0:46.90 (0:11.09)	0:35.81 (0:11.50)	0:24.31 (0:11.83)	0:12.48 (0:12.48)	0:35.81					
Rank	TAB Horse/Jockey	Barrier	Top Speed [km/h]	Fastest Section	Margin							Distance Travelled [m]	
11	13 MR EVANS Darren Evans	9	67.4 1000m	0:07.82 Overall	1:06.54 [11] (0:07.82)	0:58.72 [4] (0:11.19)	0:47.53 [4] (0:11.31)	0:36.22 [4] (0:11.65)	0:24.57 [4] (0:11.92)	0:12.65 [6] (0:12.65)	5.4L	0:36.22	+4
12	14 SOOZIE MAREE Montanna Savva	6	65.7 1000m	0:08.20 Overall	1:07.04 [12] (0:08.20)	0:58.84 [11] (0:11.31)	0:47.53 [10] (0:11.36)	0:36.17 [10] (0:11.72)	0:24.45 [10] (0:11.83)	0:12.62 [12] (0:12.62)	8.4L	0:36.17	+1

Scratched: Drang A Tang (#9), Pia Mia (#11)

[ ] Ranking at each section and finish  
 -:-:-:- No data available at this section  
 NA No data available

SCN Saddle cloth number  
 DNF Did not finish  
 DNT Did not track



Horse/Jockey Name	Kwami
Final Rank	1
Fastest Section Time (Section)	0:07.69 (Overall)
Top Speed [km/h] (Section)	67.0 (1000m)
Race State	Finished



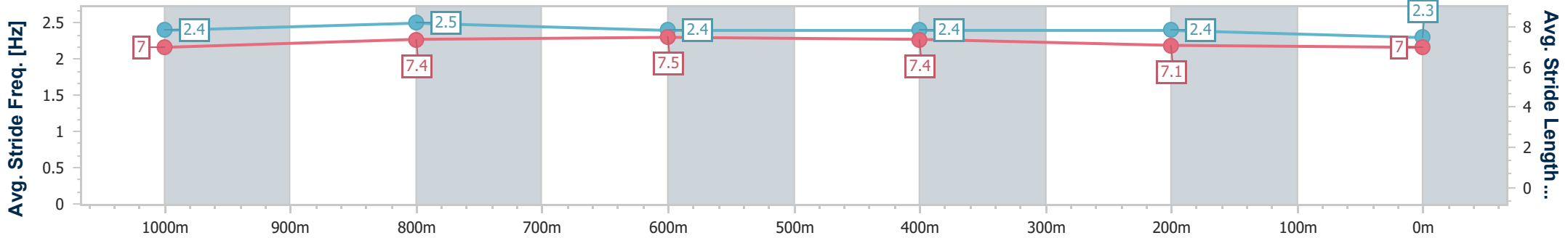
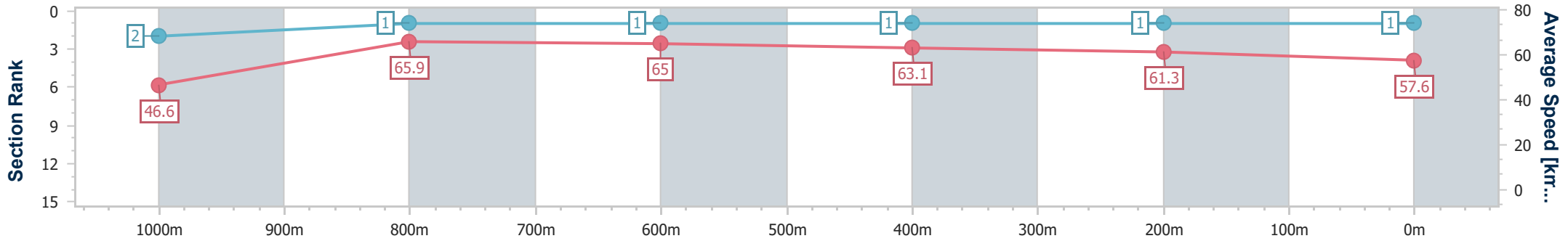
Toowoomba QLD Professional  
Race 2: THE V.J. BUTLER MEMORIAL Class 3 Handicap - 1100m



23 November 2024 - 16:24

Track Rating: Soft 6, Weather: Fine, Rail Position: +1m Entire

Section	Overall	1000m	800m	600m	400m	200m
Section Times	1:05.65 [1] (0:07.69)	0:57.96 [2] (0:11.06)	0:46.90 [1] (0:11.09)	0:35.81 [1] (0:11.50)	0:24.31 [1] (0:11.83)	0:12.48 [1] (0:12.48)
Average Speed [km/h]	46.6	65.9	65.0	63.1	61.3	57.6
Top Speed [km/h]	64.8	67.0	66.4	64.8	63.4	59.7
Avg. Dist. to Rail [m]	8.1	3.3	1.8	1.5	0.9	0.5
Avg. Stride Freq. [Hz]	2.4	2.5	2.4	2.4	2.4	2.3
Avg. Stride Length [m]	7.0	7.4	7.5	7.4	7.1	7.0



- [ ] Ranking at each section and finish
- .-.- No data available at this section
- NA No data available



Horse/Jockey Name	Take A Picture
Final Rank	2
Fastest Section Time (Section)	0:08.11 (Overall)
Top Speed [km/h] (Section)	65.5 (800m)
Race State	Finished



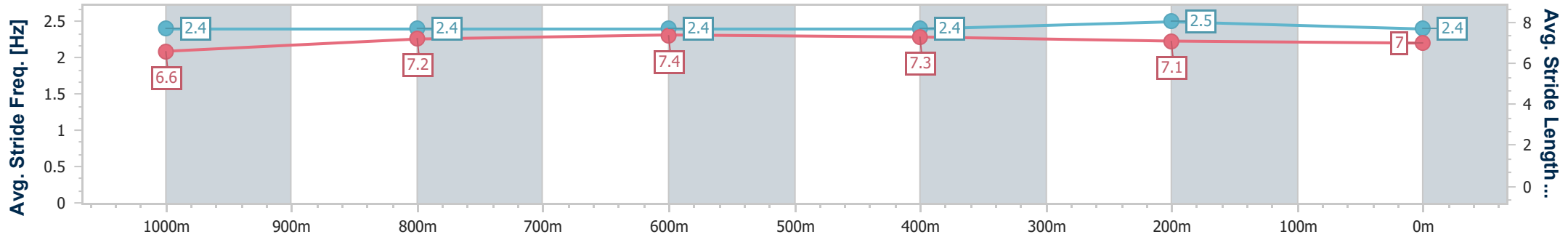
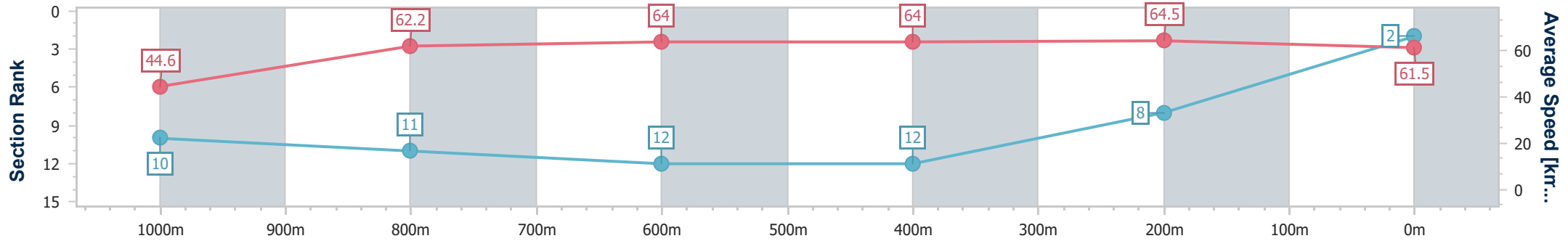
Toowoomba QLD Professional  
 Race 2: THE V.J. BUTLER MEMORIAL Class 3 Handicap - 1100m



23 November 2024 - 16:24

Track Rating: Soft 6, Weather: Fine, Rail Position: +1m Entire

Section	Overall	1000m	800m	600m	400m	200m
Section Times	1:05.71 [2] (0:08.11)	0:57.60 [10] (0:11.75)	0:45.85 [11] (0:11.38)	0:34.47 [12] (0:11.44)	0:23.03 [12] (0:11.31)	0:11.72 [8] (0:11.72)
Average Speed [km/h]	44.6	62.2	64.0	64.0	64.5	61.5
Top Speed [km/h]	59.5	64.7	65.5	65.0	65.4	63.3
Avg. Dist. to Rail [m]	10.2	5.4	3.1	2.9	4.4	6.9
Avg. Stride Freq. [Hz]	2.4	2.4	2.4	2.4	2.5	2.4
Avg. Stride Length [m]	6.6	7.2	7.4	7.3	7.1	7.0



- [ ] Ranking at each section and finish
- .-.- No data available at this section
- NA No data available



Horse/Jockey Name	Kemi Zabi
Final Rank	2
Fastest Section Time (Section)	0:08.04 (Overall)
Top Speed [km/h] (Section)	65.7 (400m)
Race State	Finished



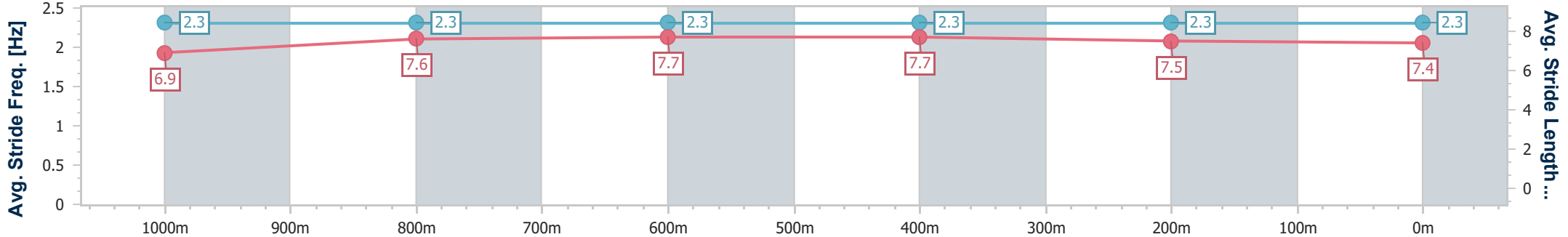
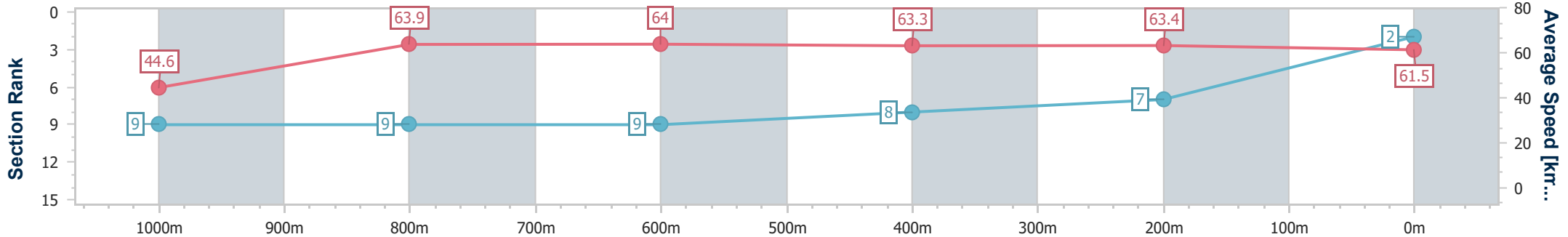
Toowoomba QLD Professional  
Race 2: THE V.J. BUTLER MEMORIAL Class 3 Handicap - 1100m



23 November 2024 - 16:24

Track Rating: Soft 6, Weather: Fine, Rail Position: +1m Entire

Section	Overall	1000m	800m	600m	400m	200m
Section Times	1:05.71 [2] (0:08.04)	0:57.67 [9] (0:11.43)	0:46.24 [9] (0:11.37)	0:34.87 [9] (0:11.60)	0:23.27 [8] (0:11.52)	0:11.75 [7] (0:11.75)
Average Speed [km/h]	44.6	63.9	64.0	63.3	63.4	61.5
Top Speed [km/h]	61.9	65.1	64.7	64.3	65.7	62.4
Avg. Dist. to Rail [m]	6.6	3.3	3.4	3.3	4.7	5.1
Avg. Stride Freq. [Hz]	2.3	2.3	2.3	2.3	2.3	2.3
Avg. Stride Length [m]	6.9	7.6	7.7	7.7	7.5	7.4



- [ ] Ranking at each section and finish
- .-.- No data available at this section
- NA No data available



Horse/Jockey Name	Master Gee
Final Rank	4
Fastest Section Time (Section)	0:07.92 (Overall)
Top Speed [km/h] (Section)	66.3 (1000m)
Race State	Finished



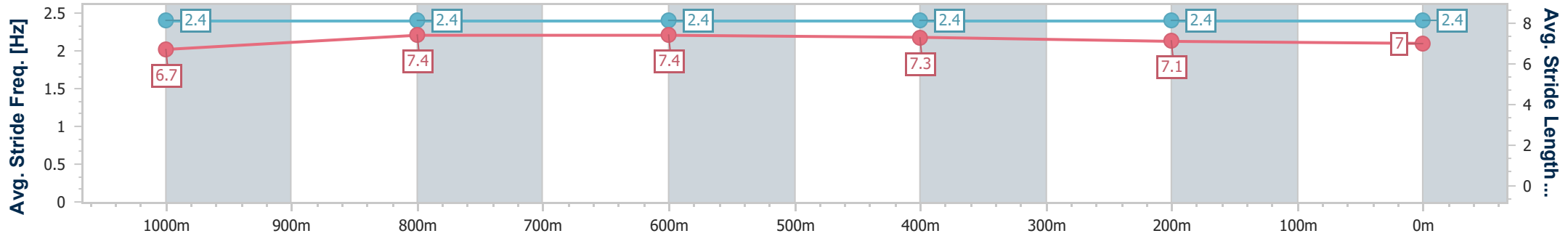
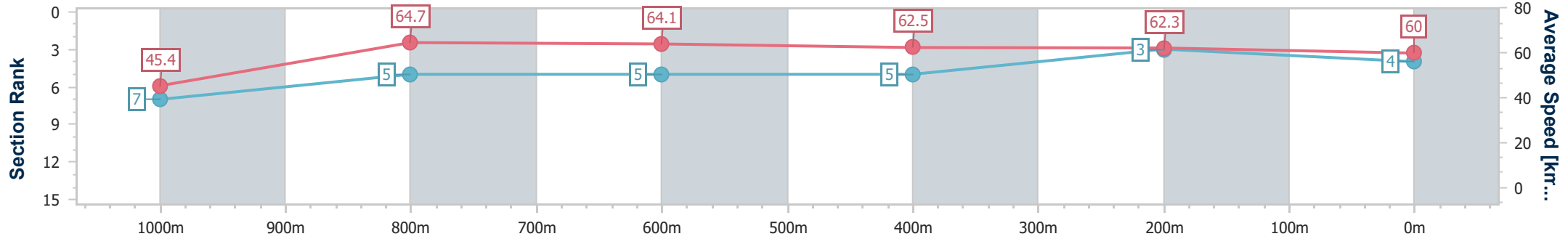
Toowoomba QLD Professional  
Race 2: THE V.J. BUTLER MEMORIAL Class 3 Handicap - 1100m



23 November 2024 - 16:24

Track Rating: Soft 6, Weather: Fine, Rail Position: +1m Entire

Section	Overall	1000m	800m	600m	400m	200m
Section Times	1:05.73 [4] (0:07.92)	0:57.81 [7] (0:11.19)	0:46.62 [5] (0:11.31)	0:35.31 [5] (0:11.63)	0:23.68 [5] (0:11.67)	0:12.01 [3] (0:12.01)
Average Speed [km/h]	45.4	64.7	64.1	62.5	62.3	60.0
Top Speed [km/h]	61.4	66.3	65.0	63.7	63.3	61.0
Avg. Dist. to Rail [m]	2.1	1.1	2.0	2.1	2.6	4.5
Avg. Stride Freq. [Hz]	2.4	2.4	2.4	2.4	2.4	2.4
Avg. Stride Length [m]	6.7	7.4	7.4	7.3	7.1	7.0



- [ ] Ranking at each section and finish
- .-.- No data available at this section
- NA No data available



Horse/Jockey Name	Don't Diss Around
Final Rank	4
Fastest Section Time (Section)	0:08.47 (Overall)
Top Speed [km/h] (Section)	65.6 (400m)
Race State	Finished



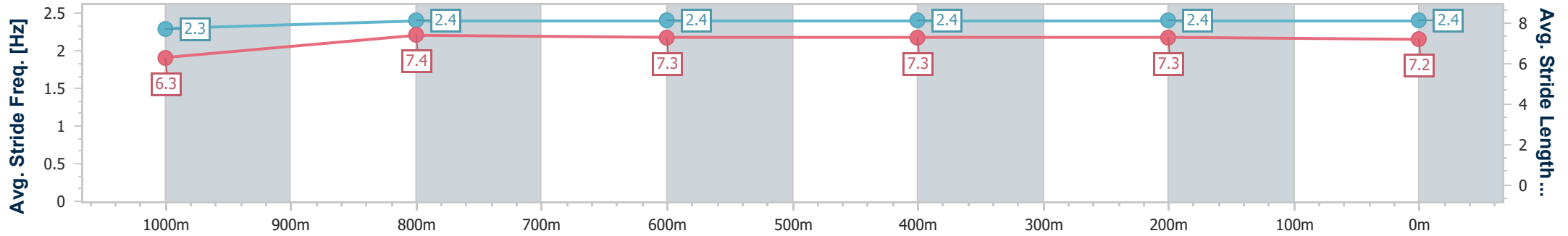
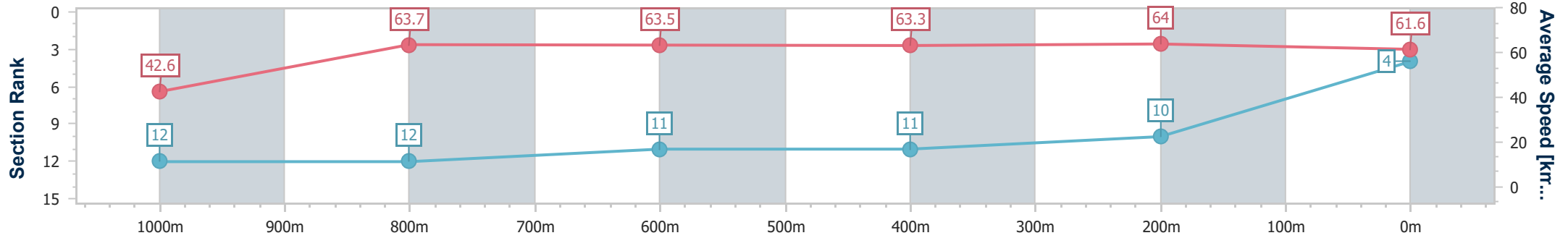
Toowoomba QLD Professional  
 Race 2: THE V.J. BUTLER MEMORIAL Class 3 Handicap - 1100m



23 November 2024 - 16:24

Track Rating: Soft 6, Weather: Fine, Rail Position: +1m Entire

Section	Overall	1000m	800m	600m	400m	200m
Section Times	1:05.73 [4] (0:08.47)	0:57.26 [12] (0:11.39)	0:45.87 [12] (0:11.36)	0:34.51 [11] (0:11.45)	0:23.06 [11] (0:11.40)	0:11.66 [10] (0:11.66)
Average Speed [km/h]	42.6	63.7	63.5	63.3	64.0	61.6
Top Speed [km/h]	59.1	65.5	64.8	64.8	65.6	62.8
Avg. Dist. to Rail [m]	11.9	2.8	1.0	1.1	3.1	4.6
Avg. Stride Freq. [Hz]	2.3	2.4	2.4	2.4	2.4	2.4
Avg. Stride Length [m]	6.3	7.4	7.3	7.3	7.3	7.2



- [ ] Ranking at each section and finish
- .-.- No data available at this section
- NA No data available



Horse/Jockey Name	Uluwatu
Final Rank	6
Fastest Section Time (Section)	0:07.86 (Overall)
Top Speed [km/h] (Section)	65.8 (1000m)
Race State	Finished



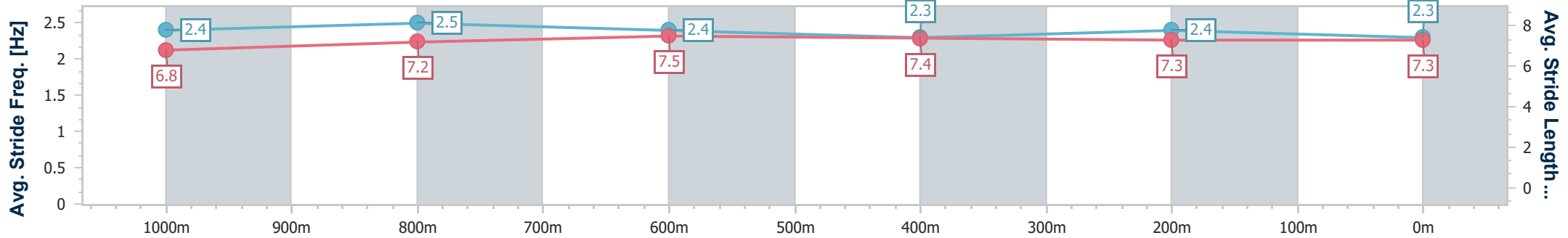
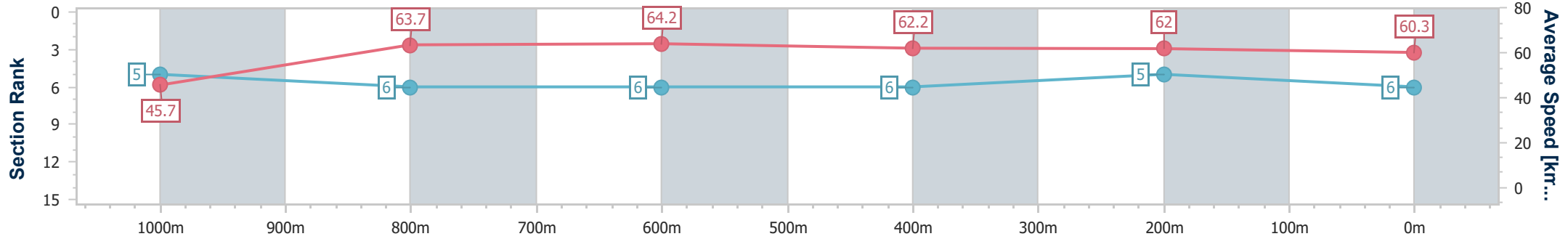
Toowoomba QLD Professional  
Race 2: THE V.J. BUTLER MEMORIAL Class 3 Handicap - 1100m



23 November 2024 - 16:24

Track Rating: Soft 6, Weather: Fine, Rail Position: +1m Entire

Section	Overall	1000m	800m	600m	400m	200m
Section Times	1:05.76 [6] (0:07.86)	0:57.90 [5] (0:11.37)	0:46.53 [6] (0:11.25)	0:35.28 [6] (0:11.68)	0:23.60 [6] (0:11.67)	0:11.93 [5] (0:11.93)
Average Speed [km/h]	45.7	63.7	64.2	62.2	62.0	60.3
Top Speed [km/h]	63.1	65.8	65.4	63.8	63.2	62.9
Avg. Dist. to Rail [m]	1.5	1.2	1.3	1.0	1.4	0.2
Avg. Stride Freq. [Hz]	2.4	2.5	2.4	2.3	2.4	2.3
Avg. Stride Length [m]	6.8	7.2	7.5	7.4	7.3	7.3



- [ ] Ranking at each section and finish
- .-.- No data available at this section
- NA No data available





Horse/Jockey Name	Pink Thunder
Final Rank	7
Fastest Section Time (Section)	0:07.68 (Overall)
Top Speed [km/h] (Section)	68.0 (1000m)
Race State	Finished



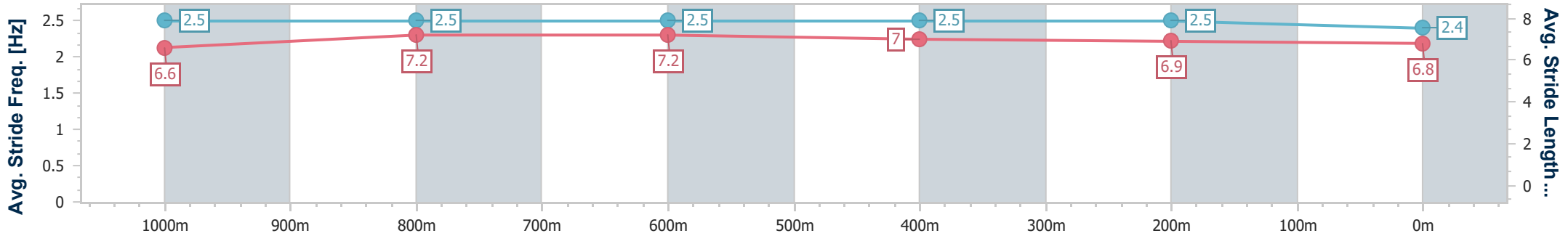
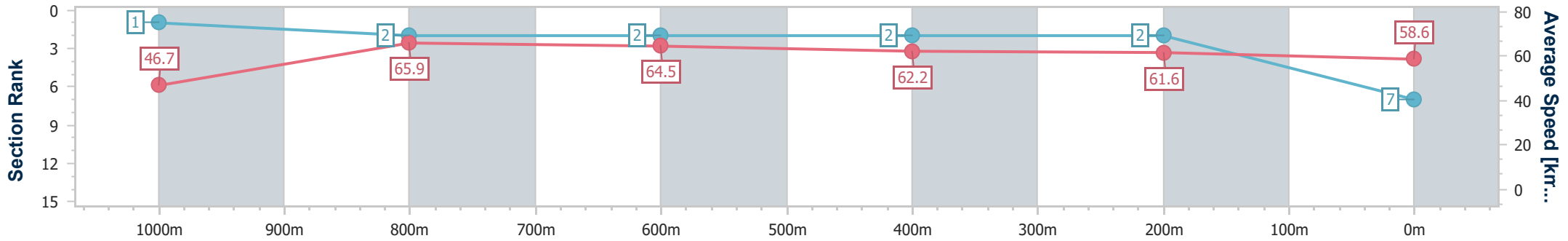
Toowoomba QLD Professional  
Race 2: THE V.J. BUTLER MEMORIAL Class 3 Handicap - 1100m



23 November 2024 - 16:24

Track Rating: Soft 6, Weather: Fine, Rail Position: +1m Entire

Section	Overall	1000m	800m	600m	400m	200m
Section Times	1:05.79 [7] (0:07.68)	0:58.11 [1] (0:11.11)	0:47.00 [2] (0:11.28)	0:35.72 [2] (0:11.73)	0:23.99 [2] (0:11.72)	0:12.27 [2] (0:12.27)
Average Speed [km/h]	46.7	65.9	64.5	62.2	61.6	58.6
Top Speed [km/h]	64.9	68.0	65.2	64.5	62.5	60.9
Avg. Dist. to Rail [m]	12.3	5.3	3.3	2.3	0.9	0.8
Avg. Stride Freq. [Hz]	2.5	2.5	2.5	2.5	2.5	2.4
Avg. Stride Length [m]	6.6	7.2	7.2	7.0	6.9	6.8



- [ ] Ranking at each section and finish
- .-.- No data available at this section
- NA No data available



Horse/Jockey Name	Elected
Final Rank	8
Fastest Section Time (Section)	0:07.99 (Overall)
Top Speed [km/h] (Section)	66.1 (800m)
Race State	Finished



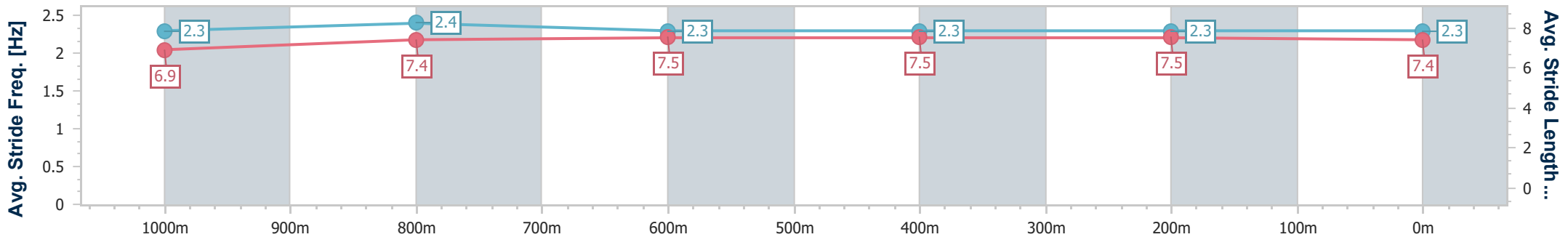
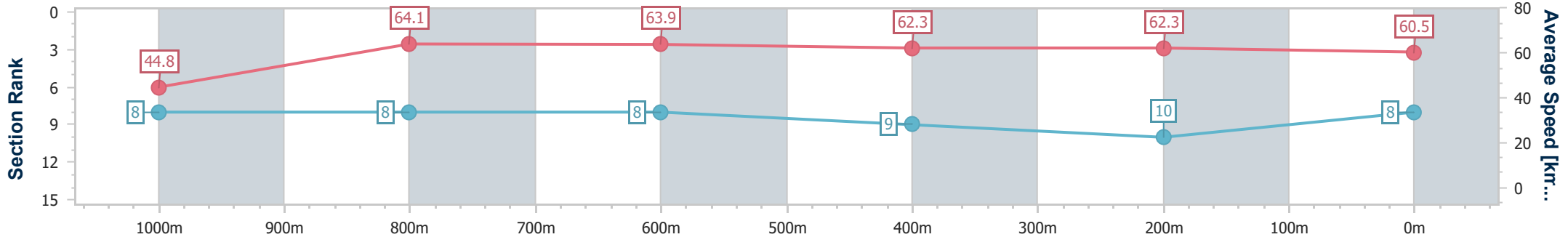
Toowoomba QLD Professional  
 Race 2: THE V.J. BUTLER MEMORIAL Class 3 Handicap - 1100m



23 November 2024 - 16:24

Track Rating: Soft 6, Weather: Fine, Rail Position: +1m Entire

Section	Overall	1000m	800m	600m	400m	200m
Section Times	1:05.96 [8] (0:07.99)	0:57.97 [8] (0:11.36)	0:46.61 [8] (0:11.45)	0:35.16 [8] (0:11.65)	0:23.51 [9] (0:11.62)	0:11.89 [10] (0:11.89)
Average Speed [km/h]	44.8	64.1	63.9	62.3	62.3	60.5
Top Speed [km/h]	61.9	65.5	66.1	63.4	64.2	62.0
Avg. Dist. to Rail [m]	2.8	2.5	4.1	2.1	0.8	1.3
Avg. Stride Freq. [Hz]	2.3	2.4	2.3	2.3	2.3	2.3
Avg. Stride Length [m]	6.9	7.4	7.5	7.5	7.5	7.4



- [ ] Ranking at each section and finish
- .-.- No data available at this section
- NA No data available



Horse/Jockey Name	Minimal
Final Rank	9
Fastest Section Time (Section)	0:07.79 (Overall)
Top Speed [km/h] (Section)	66.3 (1000m)
Race State	Finished



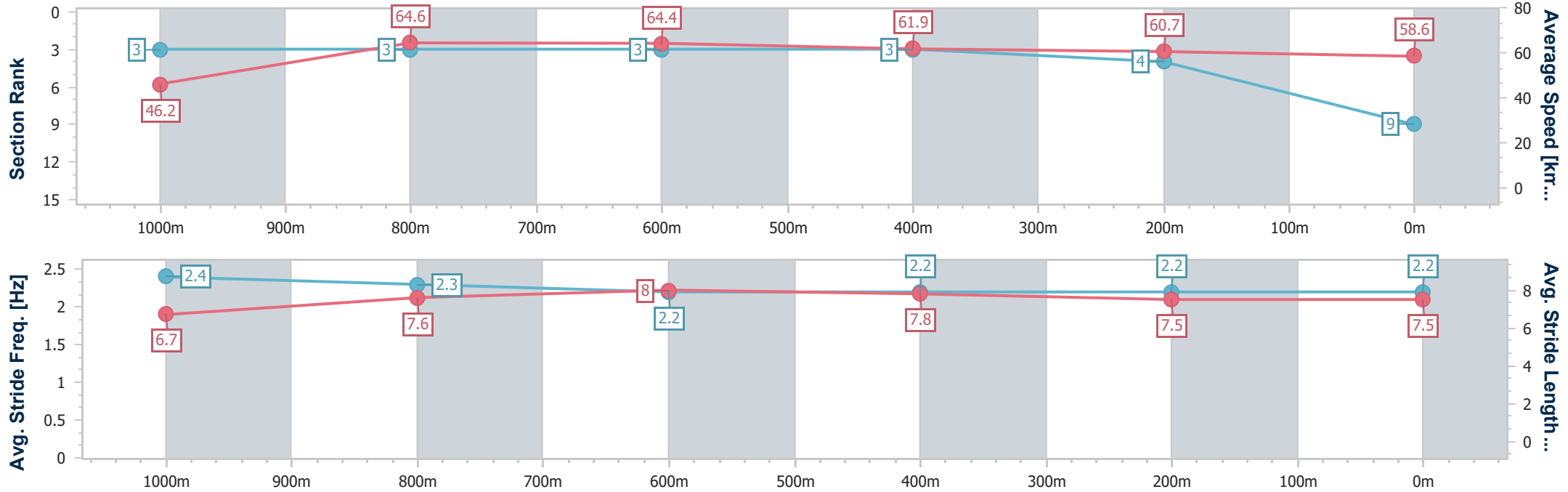
Toowoomba QLD Professional  
Race 2: THE V.J. BUTLER MEMORIAL Class 3 Handicap - 1100m



23 November 2024 - 16:24

Track Rating: Soft 6, Weather: Fine, Rail Position: +1m Entire

Section	Overall	1000m	800m	600m	400m	200m
Section Times	1:06.04 [9] (0:07.79)	0:58.25 [3] (0:11.21)	0:47.04 [3] (0:11.23)	0:35.81 [3] (0:11.68)	0:24.13 [3] (0:11.84)	0:12.29 [4] (0:12.29)
Average Speed [km/h]	46.2	64.6	64.4	61.9	60.7	58.6
Top Speed [km/h]	63.6	66.3	65.4	63.3	61.8	60.3
Avg. Dist. to Rail [m]	4.9	2.4	1.8	1.0	0.3	1.9
Avg. Stride Freq. [Hz]	2.4	2.3	2.2	2.2	2.2	2.2
Avg. Stride Length [m]	6.7	7.6	8.0	7.8	7.5	7.5



- [ ] Ranking at each section and finish
- .-.- No data available at this section
- NA No data available



Horse/Jockey Name	Point Break
Final Rank	10
Fastest Section Time (Section)	0:07.91 (Overall)
Top Speed [km/h] (Section)	65.4 (1000m)
Race State	Finished



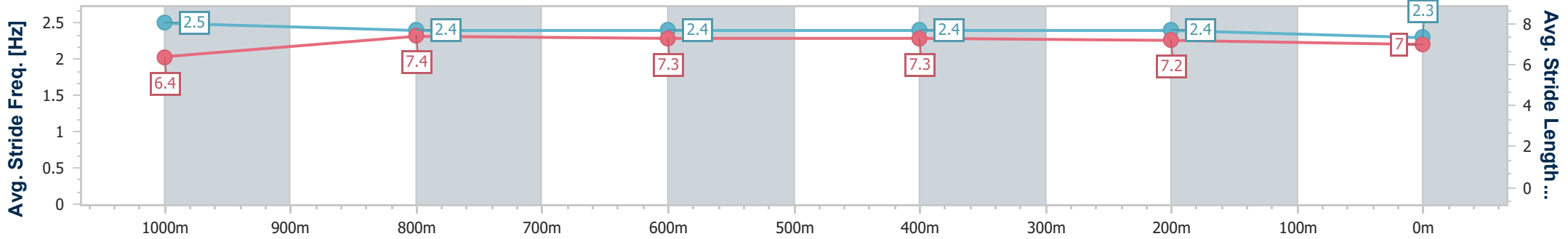
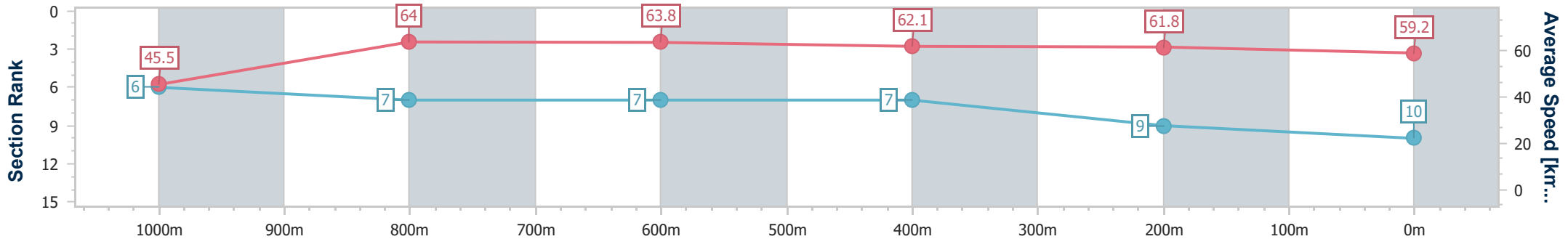
Toowoomba QLD Professional  
 Race 2: THE V.J. BUTLER MEMORIAL Class 3 Handicap - 1100m



23 November 2024 - 16:24

Track Rating: Soft 6, Weather: Fine, Rail Position: +1m Entire

Section	Overall	1000m	800m	600m	400m	200m
Section Times	1:06.21 [10] (0:07.91)	0:58.30 [6] (0:11.36)	0:46.94 [7] (0:11.40)	0:35.54 [7] (0:11.70)	0:23.84 [7] (0:11.70)	0:12.14 [9] (0:12.14)
Average Speed [km/h]	45.5	64.0	63.8	62.1	61.8	59.2
Top Speed [km/h]	62.3	65.4	65.1	64.1	63.1	60.6
Avg. Dist. to Rail [m]	3.9	2.3	2.3	1.5	1.3	2.8
Avg. Stride Freq. [Hz]	2.5	2.4	2.4	2.4	2.4	2.3
Avg. Stride Length [m]	6.4	7.4	7.3	7.3	7.2	7.0



- [ ] Ranking at each section and finish
- .-.-.- No data available at this section
- NA No data available



Horse/Jockey Name	Mr Evans
Final Rank	11
Fastest Section Time (Section)	0:07.82 (Overall)
Top Speed [km/h] (Section)	67.4 (1000m)
Race State	Finished



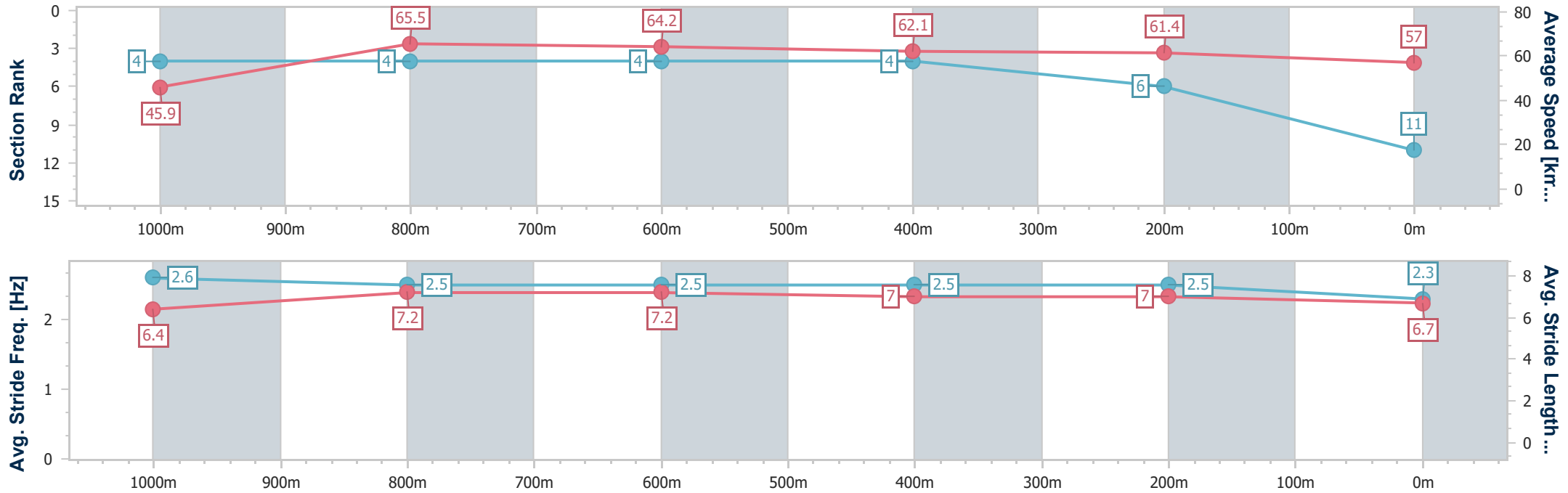
Toowoomba QLD Professional  
Race 2: THE V.J. BUTLER MEMORIAL Class 3 Handicap - 1100m



23 November 2024 - 16:24

Track Rating: Soft 6, Weather: Fine, Rail Position: +1m Entire

Section	Overall	1000m	800m	600m	400m	200m
Section Times	1:06.54 [11] (0:07.82)	0:58.72 [4] (0:11.19)	0:47.53 [4] (0:11.31)	0:36.22 [4] (0:11.65)	0:24.57 [4] (0:11.92)	0:12.65 [6] (0:12.65)
Average Speed [km/h]	45.9	65.5	64.2	62.1	61.4	57.0
Top Speed [km/h]	63.8	67.4	65.2	64.3	62.0	60.3
Avg. Dist. to Rail [m]	8.8	5.4	2.4	1.2	3.8	3.5
Avg. Stride Freq. [Hz]	2.6	2.5	2.5	2.5	2.5	2.3
Avg. Stride Length [m]	6.4	7.2	7.2	7.0	7.0	6.7



- [ ] Ranking at each section and finish
- .-.- No data available at this section
- NA No data available



Horse/Jockey Name	Soozie Maree
Final Rank	12
Fastest Section Time (Section)	0:08.20 (Overall)
Top Speed [km/h] (Section)	65.7 (1000m)
Race State	Finished



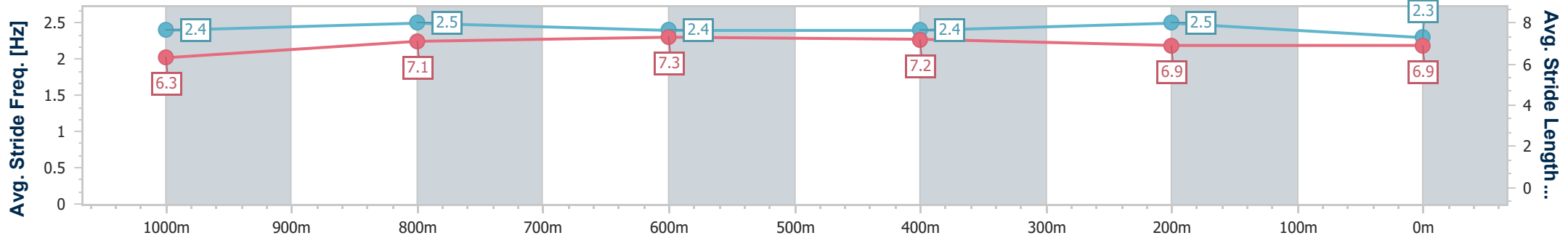
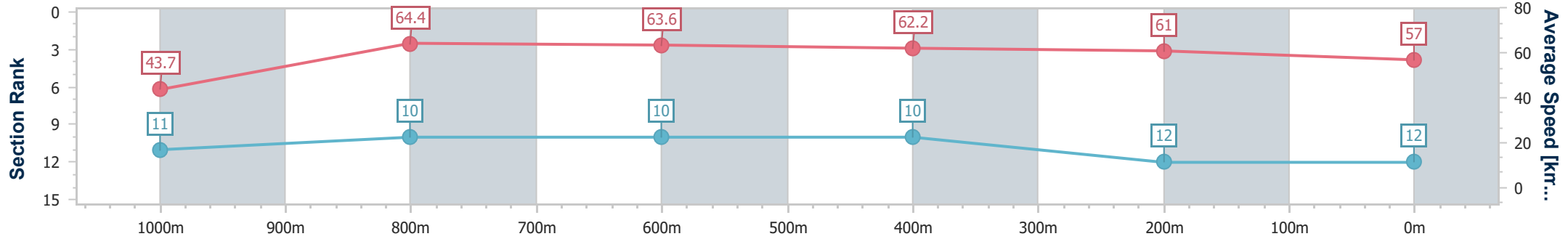
Toowoomba QLD Professional  
 Race 2: THE V.J. BUTLER MEMORIAL Class 3 Handicap - 1100m



23 November 2024 - 16:24

Track Rating: Soft 6, Weather: Fine, Rail Position: +1m Entire

Section	Overall	1000m	800m	600m	400m	200m
Section Times	1:07.04 [12] (0:08.20)	0:58.84 [11] (0:11.31)	0:47.53 [10] (0:11.36)	0:36.17 [10] (0:11.72)	0:24.45 [10] (0:11.83)	0:12.62 [12] (0:12.62)
Average Speed [km/h]	43.7	64.4	63.6	62.2	61.0	57.0
Top Speed [km/h]	60.9	65.7	64.6	63.9	62.8	59.7
Avg. Dist. to Rail [m]	5.8	3.2	1.2	1.7	1.2	0.3
Avg. Stride Freq. [Hz]	2.4	2.5	2.4	2.4	2.5	2.3
Avg. Stride Length [m]	6.3	7.1	7.3	7.2	6.9	6.9



- [ ] Ranking at each section and finish
- .-.- No data available at this section
- NA No data available