



# Toowoomba QLD Professional

## Race 1: REMEMBERING MARK FLINT - 'FLINTY' Maiden Handicap - 870m

23 November 2024 - 15:34



Track Rating: Soft 5, Weather: Fine, Rail Position: +1m Entire

Section		Overall	800m	600m	400m	200m	Last 600m					
Field Times		0:50.64 (0:06.23)	0:44.41 (0:10.56)	0:33.85 (0:10.73)	0:23.12 (0:11.30)	0:11.82 (0:11.82)	0:33.85					
Rank	TAB Horse/Jockey	Barrier	Top Speed [km/h]	Fastest Section	Margin					Distance Travelled [m]		
1	7 JEROBI Karl Zechner	2	70.3 800m	0:06.23 Overall	0:50.64 [1] (0:06.23)	0:44.41 [1] (0:10.56)	0:33.85 [1] (0:10.82)	0:23.03 [2] (0:11.21)	0:11.82 [1] (0:11.82)	0:50.64	0:33.85	
2	4 BESIEGE Rob Thorburn	1	68.3 600m	0:06.31 Overall	0:51.45 [2] (0:06.31)	0:45.14 [4] (0:10.71)	0:34.43 [3] (0:10.97)	0:23.46 [3] (0:11.48)	0:11.98 [3] (0:11.98)	4.8L	0:34.43	-6
3	8 QUEEN OF SSORTS Anthony Allen	8	68.0 800m	0:06.61 Overall	0:51.63 [3] (0:06.61)	0:45.02 [7] (0:10.86)	0:34.16 [5] (0:10.99)	0:23.17 [5] (0:11.26)	0:11.91 [5] (0:11.91)	5.8L	0:34.16	-5
4	6 BOONAH FLASHER Georgina Cartwright	4	68.3 800m	0:06.28 Overall	0:51.66 [4] (0:06.28)	0:45.38 [2] (0:10.91)	0:34.47 [4] (0:10.98)	0:23.49 [4] (0:11.38)	0:12.11 [4] (0:12.11)	5.9L	0:34.47	-2
5	2 PULL THE CATCH Les Tilley	9	70.0 800m	0:06.31 Overall	0:51.82 [5] (0:06.31)	0:45.51 [3] (0:10.53)	0:34.98 [2] (0:10.68)	0:24.30 [1] (0:11.42)	0:12.88 [2] (0:12.88)	6.7L	0:34.98	-5
6	9 PRINCESS LUTETIA Chelsea Baker	7	68.3 800m	0:06.59 Overall	0:52.01 [6] (0:06.59)	0:45.42 [6] (0:11.00)	0:34.42 [7] (0:11.15)	0:23.27 [8] (0:11.59)	0:11.68 [8] (0:11.68)	7.7L	0:34.42	+3
7	3 SILVER AGENT Jake Molloy	5	66.4 600m	0:06.46 Overall	0:52.17 [7] (0:06.46)	0:45.71 [5] (0:11.20)	0:34.51 [8] (0:11.07)	0:23.44 [7] (0:11.55)	0:11.89 [7] (0:11.89)	8.5L	0:34.51	-2
8	5 EXCEPTIONAL RUPERT Nathan Fazackerley	6	67.5 800m	0:06.65 Overall	0:52.35 [8] (0:06.65)	0:45.70 [8] (0:10.91)	0:34.79 [6] (0:11.08)	0:23.71 [6] (0:11.55)	0:12.16 [6] (0:12.16)	9.5L	0:34.79	-2
9	1 JEROME Dylan Bennett	3	67.9 800m	0:06.71 Overall	0:53.00 [9] (0:06.71)	0:46.29 [9] (0:11.06)	0:35.23 [9] (0:10.98)	0:24.25 [9] (0:11.70)	0:12.55 [9] (0:12.55)	13.3L	0:35.23	-4

[ ] Ranking at each section and finish  
 -:-:- No data available at this section  
 NA No data available

SCN Saddle cloth number  
 DNF Did not finish  
 DNT Did not track



Horse/Jockey Name	Jerobi
Final Rank	1
Fastest Section Time (Section)	0:06.23 (Overall)
Top Speed [km/h] (Section)	70.3 (800m)
Race State	Finished



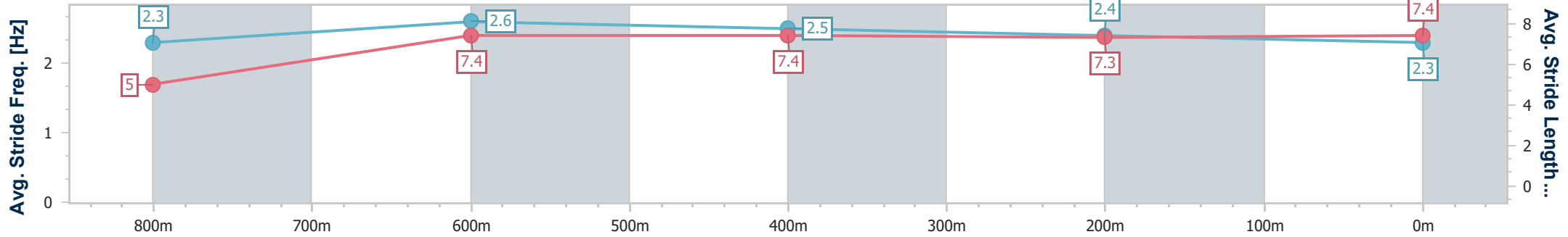
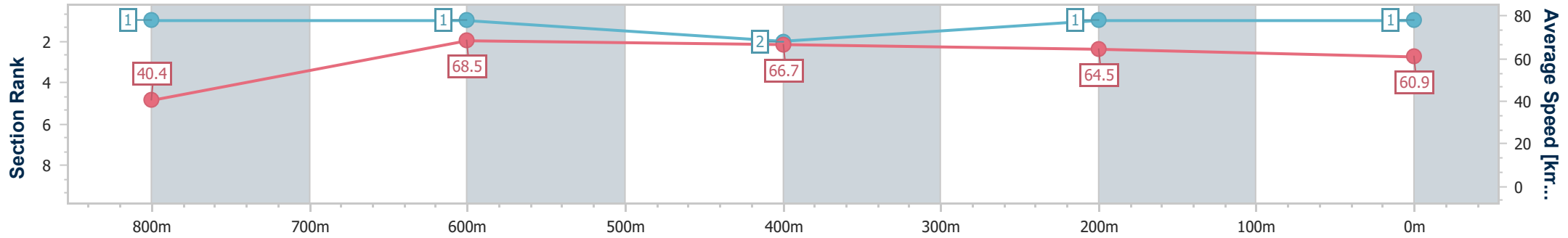
Toowoomba QLD Professional  
 Race 1: REMEMBERING MARK FLINT - 'FLINTY' Maiden Handicap - 870m



23 November 2024 - 15:34

Track Rating: Soft 5, Weather: Fine, Rail Position: +1m Entire

Section	Overall	800m	600m	400m	200m
Section Times	0:50.64 [1] (0:06.23)	0:44.41 [1] (0:10.56)	0:33.85 [1] (0:10.82)	0:23.03 [2] (0:11.21)	0:11.82 [1] (0:11.82)
Average Speed [km/h]	40.4	68.5	66.7	64.5	60.9
Top Speed [km/h]	63.0	70.3	69.4	65.6	62.9
Avg. Dist. to Rail [m]	0.5	1.0	0.8	1.7	1.6
Avg. Stride Freq. [Hz]	2.3	2.6	2.5	2.4	2.3
Avg. Stride Length [m]	5.0	7.4	7.4	7.3	7.4



- [ ] Ranking at each section and finish
- .-.- No data available at this section
- NA No data available



Horse/Jockey Name	Besiege
Final Rank	2
Fastest Section Time (Section)	0:06.31 (Overall)
Top Speed [km/h] (Section)	68.3 (600m)
Race State	Finished



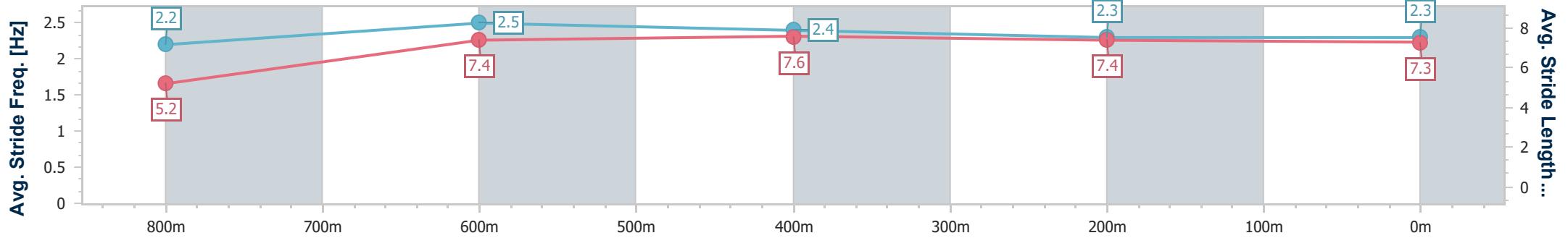
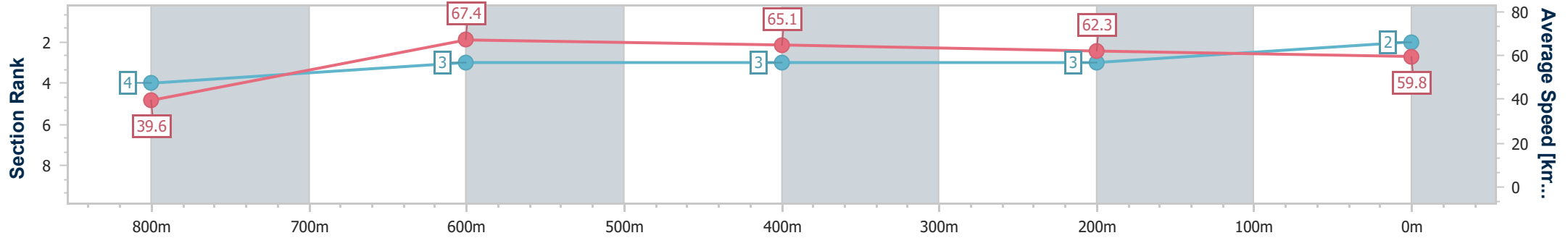
Toowoomba QLD Professional  
 Race 1: REMEMBERING MARK FLINT - 'FLINTY' Maiden Handicap - 870m



23 November 2024 - 15:34

Track Rating: Soft 5, Weather: Fine, Rail Position: +1m Entire

Section	Overall	800m	600m	400m	200m
Section Times	0:51.45 [2] (0:06.31)	0:45.14 [4] (0:10.71)	0:34.43 [3] (0:10.97)	0:23.46 [3] (0:11.48)	0:11.98 [3] (0:11.98)
Average Speed [km/h]	39.6	67.4	65.1	62.3	59.8
Top Speed [km/h]	62.7	68.2	68.3	63.1	62.0
Avg. Dist. to Rail [m]	0.7	0.5	1.0	1.8	1.4
Avg. Stride Freq. [Hz]	2.2	2.5	2.4	2.3	2.3
Avg. Stride Length [m]	5.2	7.4	7.6	7.4	7.3



- [ ] Ranking at each section and finish
- .-.- No data available at this section
- NA No data available



Horse/Jockey Name	Queen Of Sorts
Final Rank	3
Fastest Section Time (Section)	0:06.61 (Overall)
Top Speed [km/h] (Section)	68.0 (800m)
Race State	Finished



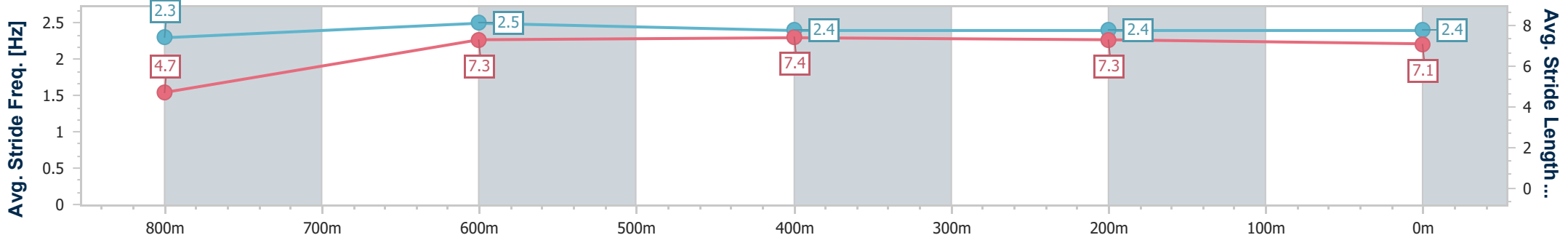
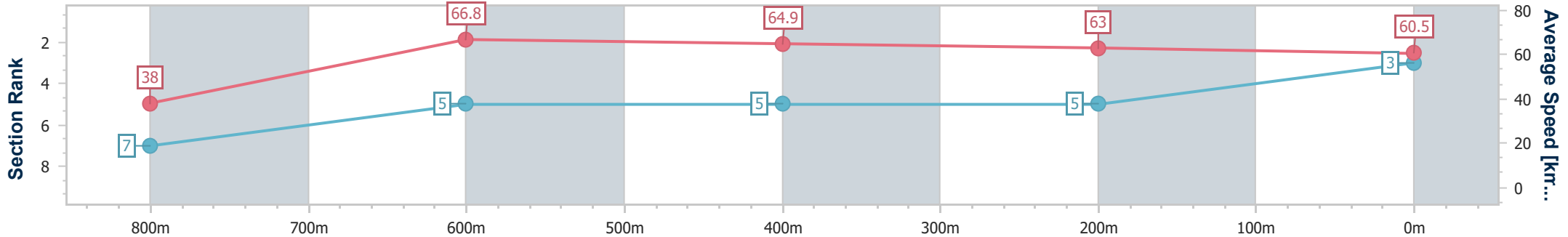
Toowoomba QLD Professional  
 Race 1: REMEMBERING MARK FLINT - 'FLINTY' Maiden Handicap - 870m



23 November 2024 - 15:34

Track Rating: Soft 5, Weather: Fine, Rail Position: +1m Entire

Section	Overall	800m	600m	400m	200m
Section Times	0:51.63 [3] (0:06.61)	0:45.02 [7] (0:10.86)	0:34.16 [5] (0:10.99)	0:23.17 [5] (0:11.26)	0:11.91 [5] (0:11.91)
Average Speed [km/h]	38.0	66.8	64.9	63.0	60.5
Top Speed [km/h]	63.6	68.0	67.6	64.5	62.8
Avg. Dist. to Rail [m]	7.6	3.3	1.5	3.1	1.0
Avg. Stride Freq. [Hz]	2.3	2.5	2.4	2.4	2.4
Avg. Stride Length [m]	4.7	7.3	7.4	7.3	7.1



- [ ] Ranking at each section and finish
- .-.- No data available at this section
- NA No data available





Horse/Jockey Name	Boonah Flasher
Final Rank	4
Fastest Section Time (Section)	0:06.28 (Overall)
Top Speed [km/h] (Section)	68.3 (800m)
Race State	Finished



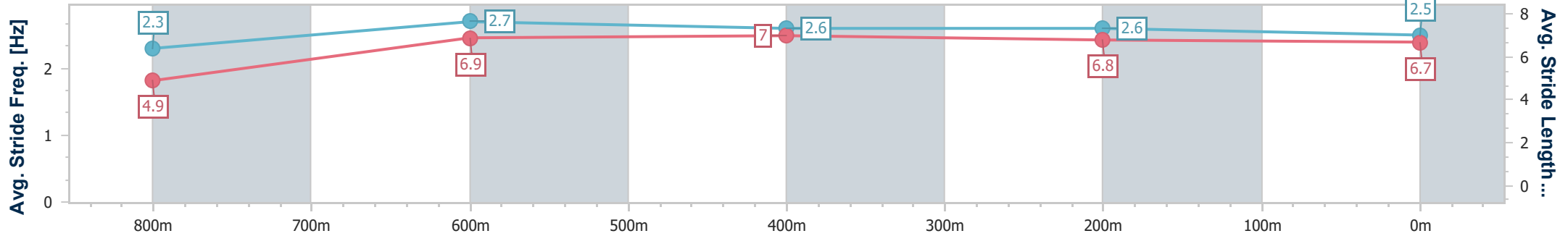
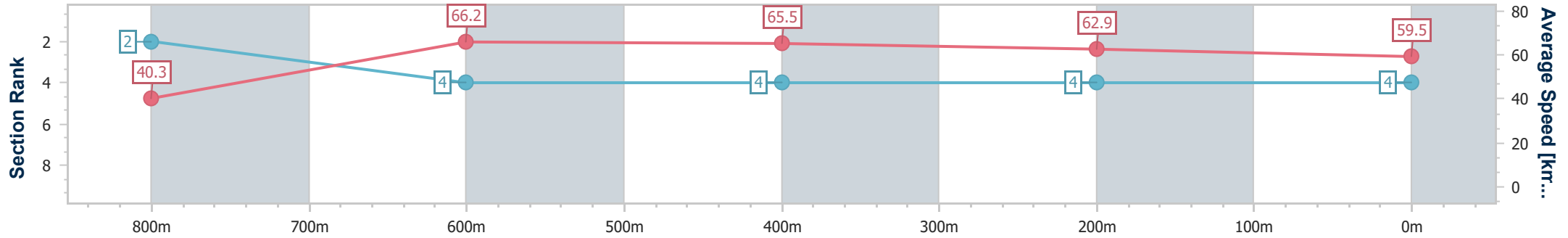
Toowoomba QLD Professional  
Race 1: REMEMBERING MARK FLINT - 'FLINTY' Maiden Handicap - 870m



23 November 2024 - 15:34

Track Rating: Soft 5, Weather: Fine, Rail Position: +1m Entire

Section	Overall	800m	600m	400m	200m
Section Times	0:51.66 [4] (0:06.28)	0:45.38 [2] (0:10.91)	0:34.47 [4] (0:10.98)	0:23.49 [4] (0:11.38)	0:12.11 [4] (0:12.11)
Average Speed [km/h]	40.3	66.2	65.5	62.9	59.5
Top Speed [km/h]	61.8	68.3	68.2	64.4	62.0
Avg. Dist. to Rail [m]	2.1	2.1	0.4	0.5	0.8
Avg. Stride Freq. [Hz]	2.3	2.7	2.6	2.6	2.5
Avg. Stride Length [m]	4.9	6.9	7.0	6.8	6.7



- [ ] Ranking at each section and finish
- .-.- No data available at this section
- NA No data available



Horse/Jockey Name	Pull The Catch
Final Rank	5
Fastest Section Time (Section)	0:06.31 (Overall)
Top Speed [km/h] (Section)	70.0 (800m)
Race State	Finished



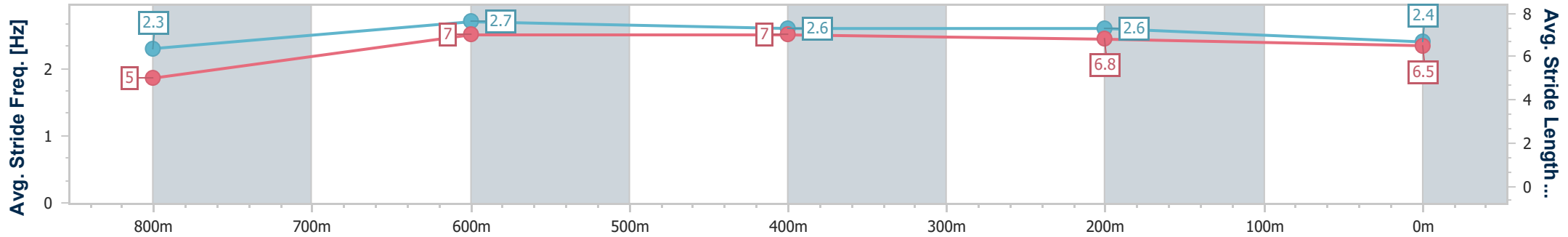
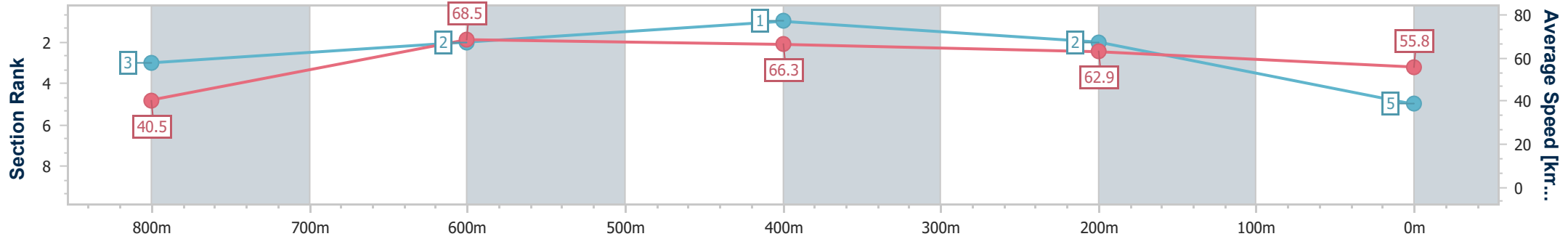
Toowoomba QLD Professional  
 Race 1: REMEMBERING MARK FLINT - 'FLINTY' Maiden Handicap - 870m



23 November 2024 - 15:34

Track Rating: Soft 5, Weather: Fine, Rail Position: +1m Entire

Section	Overall	800m	600m	400m	200m
Section Times	0:51.82 [5] (0:06.31)	0:45.51 [3] (0:10.53)	0:34.98 [2] (0:10.68)	0:24.30 [1] (0:11.42)	0:12.88 [2] (0:12.88)
Average Speed [km/h]	40.5	68.5	66.3	62.9	55.8
Top Speed [km/h]	65.1	70.0	69.1	65.1	59.5
Avg. Dist. to Rail [m]	7.7	2.8	2.7	1.2	0.2
Avg. Stride Freq. [Hz]	2.3	2.7	2.6	2.6	2.4
Avg. Stride Length [m]	5.0	7.0	7.0	6.8	6.5



- [ ] Ranking at each section and finish
- .-.- No data available at this section
- NA No data available



Horse/Jockey Name	Princess Lutetia
Final Rank	6
Fastest Section Time (Section)	0:06.59 (Overall)
Top Speed [km/h] (Section)	68.3 (800m)
Race State	Finished



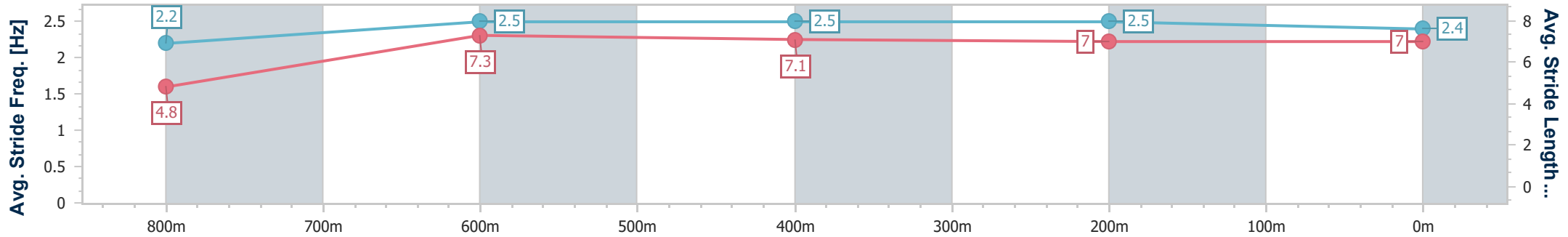
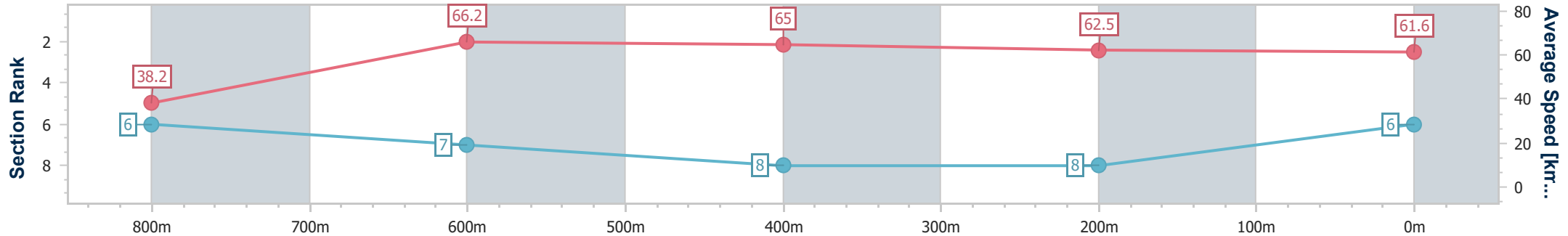
Toowoomba QLD Professional  
 Race 1: REMEMBERING MARK FLINT - 'FLINTY' Maiden Handicap - 870m



23 November 2024 - 15:34

Track Rating: Soft 5, Weather: Fine, Rail Position: +1m Entire

Section	Overall	800m	600m	400m	200m
Section Times	0:52.01 [6] (0:06.59)	0:45.42 [6] (0:11.00)	0:34.42 [7] (0:11.15)	0:23.27 [8] (0:11.59)	0:11.68 [8] (0:11.68)
Average Speed [km/h]	38.2	66.2	65.0	62.5	61.6
Top Speed [km/h]	60.6	68.3	67.3	63.0	63.0
Avg. Dist. to Rail [m]	7.5	5.2	1.9	2.1	3.2
Avg. Stride Freq. [Hz]	2.2	2.5	2.5	2.5	2.4
Avg. Stride Length [m]	4.8	7.3	7.1	7.0	7.0



- [ ] Ranking at each section and finish
- .-.- No data available at this section
- NA No data available



Horse/Jockey Name	Silver Agent
Final Rank	7
Fastest Section Time (Section)	0:06.46 (Overall)
Top Speed [km/h] (Section)	66.4 (600m)
Race State	Finished



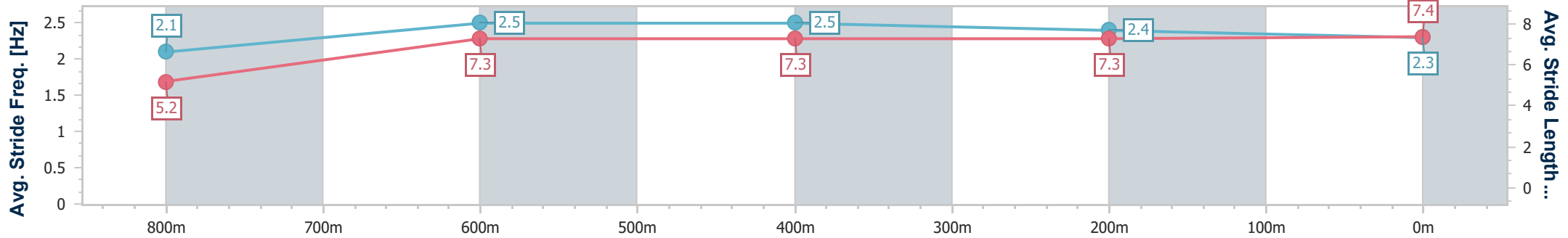
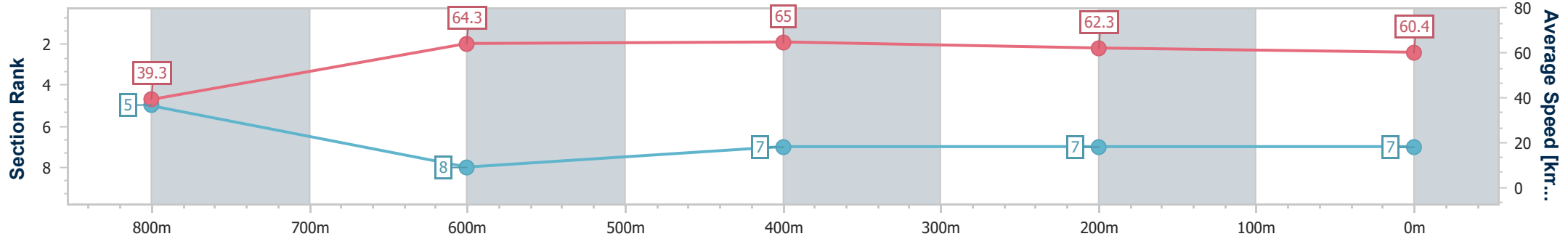
Toowoomba QLD Professional  
 Race 1: REMEMBERING MARK FLINT - 'FLINTY' Maiden Handicap - 870m



23 November 2024 - 15:34

Track Rating: Soft 5, Weather: Fine, Rail Position: +1m Entire

Section	Overall	800m	600m	400m	200m
Section Times	0:52.17 [7] (0:06.46)	0:45.71 [5] (0:11.20)	0:34.51 [8] (0:11.07)	0:23.44 [7] (0:11.55)	0:11.89 [7] (0:11.89)
Average Speed [km/h]	39.3	64.3	65.0	62.3	60.4
Top Speed [km/h]	60.8	66.2	66.4	64.1	61.7
Avg. Dist. to Rail [m]	4.0	1.7	0.5	0.8	1.6
Avg. Stride Freq. [Hz]	2.1	2.5	2.5	2.4	2.3
Avg. Stride Length [m]	5.2	7.3	7.3	7.3	7.4



- [ ] Ranking at each section and finish
- .-.- No data available at this section
- NA No data available



Horse/Jockey Name	Exceptional Rupert
Final Rank	8
Fastest Section Time (Section)	0:06.65 (Overall)
Top Speed [km/h] (Section)	67.5 (800m)
Race State	Finished



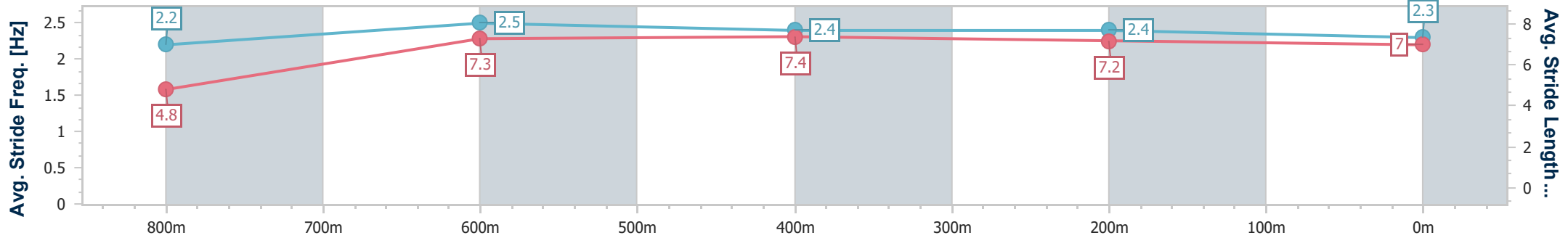
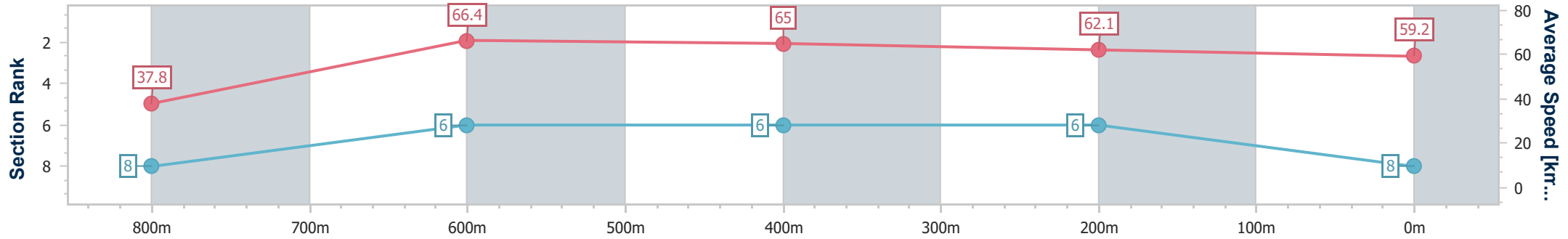
Toowoomba QLD Professional  
 Race 1: REMEMBERING MARK FLINT - 'FLINTY' Maiden Handicap - 870m



23 November 2024 - 15:34

Track Rating: Soft 5, Weather: Fine, Rail Position: +1m Entire

Section	Overall	800m	600m	400m	200m
Section Times	0:52.35 [8] (0:06.65)	0:45.70 [8] (0:10.91)	0:34.79 [6] (0:11.08)	0:23.71 [6] (0:11.55)	0:12.16 [6] (0:12.16)
Average Speed [km/h]	37.8	66.4	65.0	62.1	59.2
Top Speed [km/h]	62.6	67.5	66.9	63.6	61.2
Avg. Dist. to Rail [m]	6.2	3.2	0.8	0.9	1.4
Avg. Stride Freq. [Hz]	2.2	2.5	2.4	2.4	2.3
Avg. Stride Length [m]	4.8	7.3	7.4	7.2	7.0



- [ ] Ranking at each section and finish
- .-.- No data available at this section
- NA No data available



Horse/Jockey Name	Jerome
Final Rank	9
Fastest Section Time (Section)	0:06.71 (Overall)
Top Speed [km/h] (Section)	67.9 (800m)
Race State	Finished



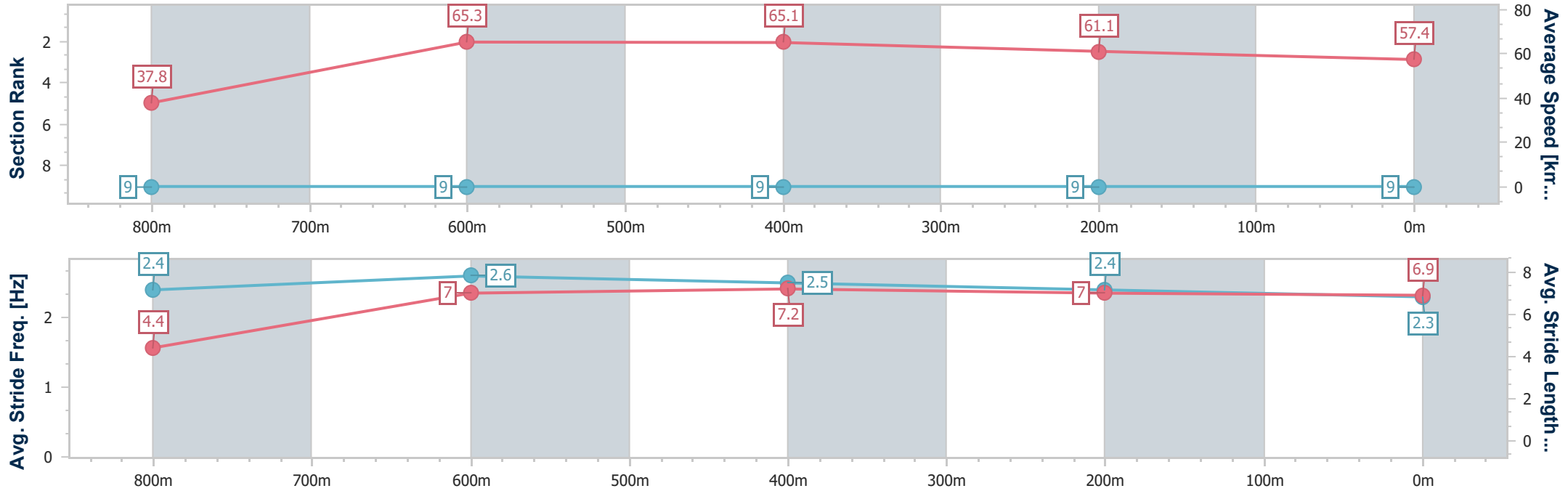
Toowoomba QLD Professional  
 Race 1: REMEMBERING MARK FLINT - 'FLINTY' Maiden Handicap - 870m



23 November 2024 - 15:34

Track Rating: Soft 5, Weather: Fine, Rail Position: +1m Entire

Section	Overall	800m	600m	400m	200m
Section Times	0:53.00 [9] (0:06.71)	0:46.29 [9] (0:11.06)	0:35.23 [9] (0:10.98)	0:24.25 [9] (0:11.70)	0:12.55 [9] (0:12.55)
Average Speed [km/h]	37.8	65.3	65.1	61.1	57.4
Top Speed [km/h]	62.3	67.9	67.9	63.2	59.6
Avg. Dist. to Rail [m]	2.5	1.6	1.1	1.6	0.9
Avg. Stride Freq. [Hz]	2.4	2.6	2.5	2.4	2.3
Avg. Stride Length [m]	4.4	7.0	7.2	7.0	6.9



- [ ] Ranking at each section and finish
- .-.- No data available at this section
- NA No data available



# Toowoomba QLD Professional

## Race 2: THE V.J. BUTLER MEMORIAL Class 3 Handicap - 1100m

23 November 2024 - 16:24



Track Rating: Soft 6, Weather: Fine, Rail Position: +1m Entire

Section		Field Times											Last 600m					
		Overall	1000m	800m	600m	400m	200m						0:35.81					
		1:05.65 (0:07.68)	0:57.97 (0:11.07)	0:46.90 (0:11.09)	0:35.81 (0:11.50)	0:24.31 (0:11.83)	0:12.48 (0:12.48)											
Rank	TAB	Horse/Jockey	Barrier	Top Speed [km/h]	Fastest Section												Margin	Distance Travelled [m]
1	5	<b>KWAMI</b> Les Tilley	7	67.0	0:07.69	1:05.65 [1] (0:07.69)	0:57.96 [2] (0:11.06)	0:46.90 [1] (0:11.09)	0:35.81 [1] (0:11.50)	0:24.31 [1] (0:11.83)	0:12.48 [1] (0:12.48)	1:05.65	0:35.81					
2	2	<b>KEMI ZABI</b> Anthony Allen	8	65.7	0:08.04	1:05.71 [2] (0:08.04)	0:57.67 [9] (0:11.43)	0:46.24 [9] (0:11.37)	0:34.87 [9] (0:11.60)	0:23.27 [8] (0:11.52)	0:11.75 [7] (0:11.75)	0.4L	0:34.87	+7				
2	1	<b>TAKE A PICTURE</b> Nathan Fazackerley	11	65.5	0:08.11	1:05.71 [2] (0:08.11)	0:57.60 [10] (0:11.75)	0:45.85 [11] (0:11.38)	0:34.47 [12] (0:11.44)	0:23.03 [12] (0:11.31)	0:11.72 [8] (0:11.72)	0.4L	0:34.47	+7				
4	4	<b>DON'T DISS AROUND</b> Jake Molloy	12	65.6	0:08.47	1:05.73 [4] (0:08.47)	0:57.26 [12] (0:11.39)	0:45.87 [12] (0:11.36)	0:34.51 [11] (0:11.45)	0:23.06 [11] (0:11.40)	0:11.66 [10] (0:11.66)	0.5L	0:34.51	+0				
4	6	<b>MASTER GEE</b> Dylan Bennett	3	66.3	0:07.92	1:05.73 [4] (0:07.92)	0:57.81 [7] (0:11.19)	0:46.62 [5] (0:11.31)	0:35.31 [5] (0:11.63)	0:23.68 [5] (0:11.67)	0:12.01 [3] (0:12.01)	0.5L	0:35.31	+1				
6	10	<b>ULUWATU</b> Rob Thorburn	1	65.8	0:07.86	1:05.76 [6] (0:07.86)	0:57.90 [5] (0:11.37)	0:46.53 [6] (0:11.25)	0:35.28 [6] (0:11.68)	0:23.60 [6] (0:11.67)	0:11.93 [5] (0:11.93)	0.7L	0:35.28	-1				
7	8	<b>PINK THUNDER</b> Chelsea Baker	10	68.0	0:07.68	1:05.79 [7] (0:07.68)	0:58.11 [1] (0:11.11)	0:47.00 [2] (0:11.28)	0:35.72 [2] (0:11.73)	0:23.99 [2] (0:11.72)	0:12.27 [2] (0:12.27)	0.9L	0:35.72	+3				
8	3	<b>ELECTED</b> James Baker	2	66.1	0:07.99	1:05.96 [8] (0:07.99)	0:57.97 [8] (0:11.36)	0:46.61 [8] (0:11.45)	0:35.16 [8] (0:11.65)	0:23.51 [9] (0:11.62)	0:11.89 [10] (0:11.89)	1.9L	0:35.16	+2				
9	7	<b>MINIMAL</b> Michael Murphy	4	66.3	0:07.79	1:06.04 [9] (0:07.79)	0:58.25 [3] (0:11.21)	0:47.04 [3] (0:11.23)	0:35.81 [3] (0:11.68)	0:24.13 [3] (0:11.84)	0:12.29 [4] (0:12.29)	2.4L	0:35.81	-2				
10	12	<b>POINT BREAK</b> Kenji Yoshida	5	65.4	0:07.91	1:06.21 [10] (0:07.91)	0:58.30 [6] (0:11.36)	0:46.94 [7] (0:11.40)	0:35.54 [7] (0:11.70)	0:23.84 [7] (0:11.70)	0:12.14 [9] (0:12.14)	3.4L	0:35.54	+1				

Scratched: Drang A Tang (#9), Pia Mia (#11)

[ ] Ranking at each section and finish  
 -:-:- No data available at this section  
 NA No data available

SCN Saddle cloth number  
 DNF Did not finish  
 DNT Did not track



# Toowoomba QLD Professional

## Race 2: THE V.J. BUTLER MEMORIAL Class 3 Handicap - 1100m

23 November 2024 - 16:24



Track Rating: Soft 6, Weather: Fine, Rail Position: +1m Entire

Section		Overall	1000m	800m	600m	400m	200m	Last 600m					
Field Times		1:05.65 (0:07.68)	0:57.97 (0:11.07)	0:46.90 (0:11.09)	0:35.81 (0:11.50)	0:24.31 (0:11.83)	0:12.48 (0:12.48)	0:35.81					
Rank	TAB Horse/Jockey	Barrier	Top Speed [km/h]	Fastest Section	Margin							Distance Travelled [m]	
11	13 MR EVANS Darren Evans	9	67.4 1000m	0:07.82 Overall	1:06.54 [11] (0:07.82)	0:58.72 [4] (0:11.19)	0:47.53 [4] (0:11.31)	0:36.22 [4] (0:11.65)	0:24.57 [4] (0:11.92)	0:12.65 [6] (0:12.65)	5.4L	0:36.22	+4
12	14 SOOZIE MAREE Montanna Savva	6	65.7 1000m	0:08.20 Overall	1:07.04 [12] (0:08.20)	0:58.84 [11] (0:11.31)	0:47.53 [10] (0:11.36)	0:36.17 [10] (0:11.72)	0:24.45 [10] (0:11.83)	0:12.62 [12] (0:12.62)	8.4L	0:36.17	+1

Scratched: Drang A Tang (#9), Pia Mia (#11)

[ ] Ranking at each section and finish  
 -:-:- No data available at this section  
 NA No data available

SCN Saddle cloth number  
 DNF Did not finish  
 DNT Did not track





Horse/Jockey Name	Kwami
Final Rank	1
Fastest Section Time (Section)	0:07.69 (Overall)
Top Speed [km/h] (Section)	67.0 (1000m)
Race State	Finished



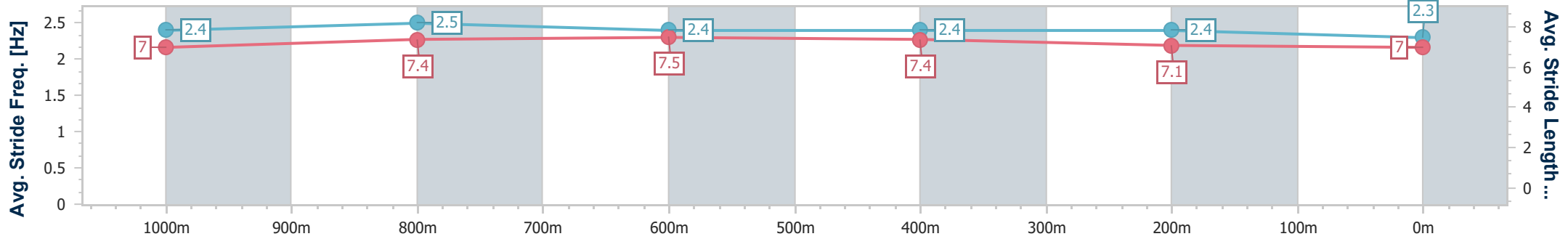
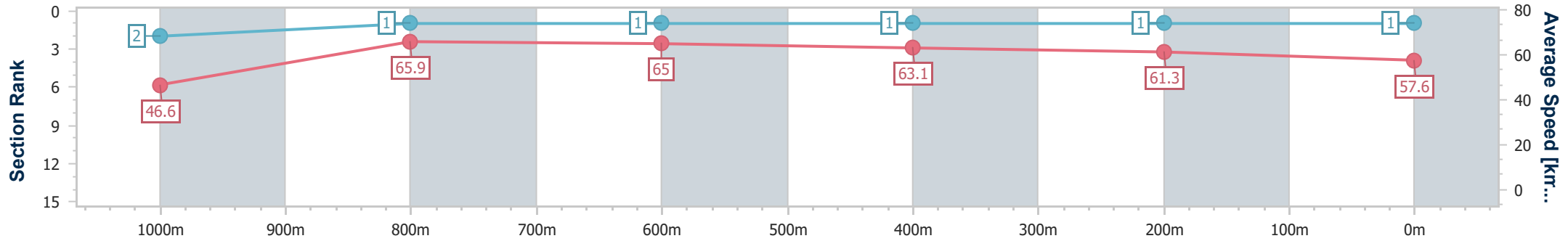
Toowoomba QLD Professional  
Race 2: THE V.J. BUTLER MEMORIAL Class 3 Handicap - 1100m



23 November 2024 - 16:24

Track Rating: Soft 6, Weather: Fine, Rail Position: +1m Entire

Section	Overall	1000m	800m	600m	400m	200m
Section Times	1:05.65 [1] (0:07.69)	0:57.96 [2] (0:11.06)	0:46.90 [1] (0:11.09)	0:35.81 [1] (0:11.50)	0:24.31 [1] (0:11.83)	0:12.48 [1] (0:12.48)
Average Speed [km/h]	46.6	65.9	65.0	63.1	61.3	57.6
Top Speed [km/h]	64.8	67.0	66.4	64.8	63.4	59.7
Avg. Dist. to Rail [m]	8.1	3.3	1.8	1.5	0.9	0.5
Avg. Stride Freq. [Hz]	2.4	2.5	2.4	2.4	2.4	2.3
Avg. Stride Length [m]	7.0	7.4	7.5	7.4	7.1	7.0



- [ ] Ranking at each section and finish
- .-.- No data available at this section
- NA No data available



Horse/Jockey Name	Take A Picture
Final Rank	2
Fastest Section Time (Section)	0:08.11 (Overall)
Top Speed [km/h] (Section)	65.5 (800m)
Race State	Finished



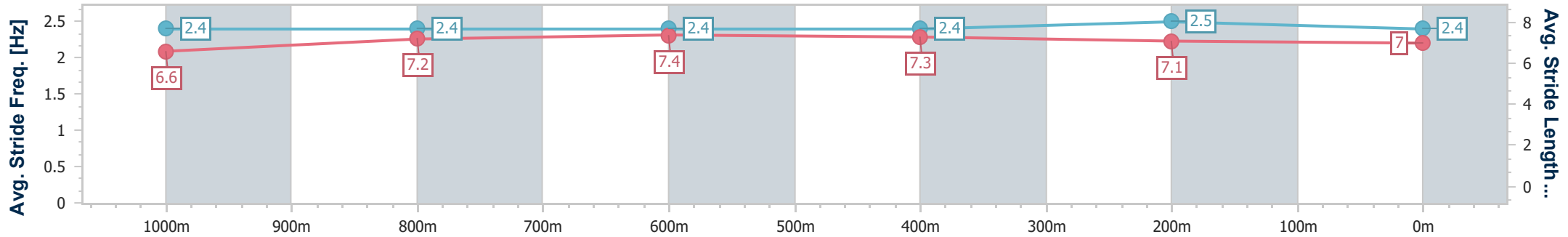
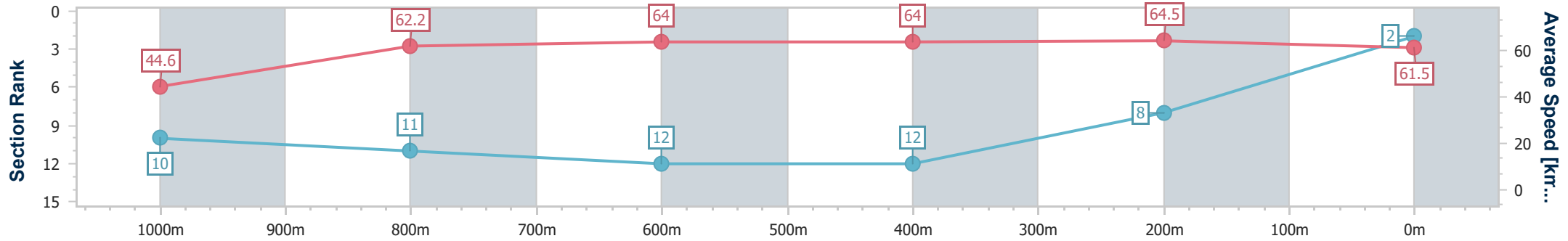
Toowoomba QLD Professional  
 Race 2: THE V.J. BUTLER MEMORIAL Class 3 Handicap - 1100m



23 November 2024 - 16:24

Track Rating: Soft 6, Weather: Fine, Rail Position: +1m Entire

Section	Overall	1000m	800m	600m	400m	200m
Section Times	1:05.71 [2] (0:08.11)	0:57.60 [10] (0:11.75)	0:45.85 [11] (0:11.38)	0:34.47 [12] (0:11.44)	0:23.03 [12] (0:11.31)	0:11.72 [8] (0:11.72)
Average Speed [km/h]	44.6	62.2	64.0	64.0	64.5	61.5
Top Speed [km/h]	59.5	64.7	65.5	65.0	65.4	63.3
Avg. Dist. to Rail [m]	10.2	5.4	3.1	2.9	4.4	6.9
Avg. Stride Freq. [Hz]	2.4	2.4	2.4	2.4	2.5	2.4
Avg. Stride Length [m]	6.6	7.2	7.4	7.3	7.1	7.0



- [ ] Ranking at each section and finish
- .-.-.- No data available at this section
- NA No data available



Horse/Jockey Name	Kemi Zabi
Final Rank	2
Fastest Section Time (Section)	0:08.04 (Overall)
Top Speed [km/h] (Section)	65.7 (400m)
Race State	Finished



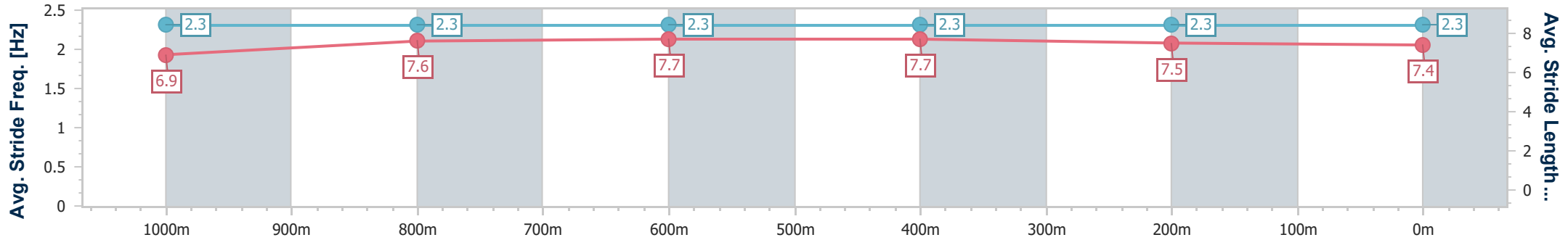
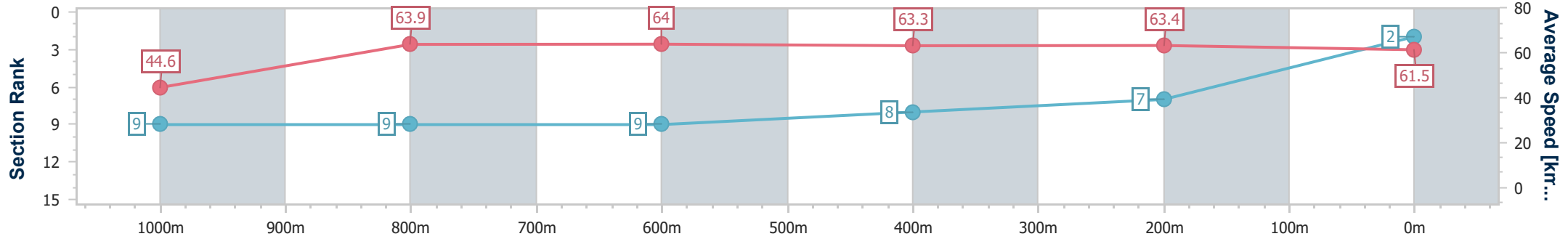
Toowoomba QLD Professional  
Race 2: THE V.J. BUTLER MEMORIAL Class 3 Handicap - 1100m



23 November 2024 - 16:24

Track Rating: Soft 6, Weather: Fine, Rail Position: +1m Entire

Section	Overall	1000m	800m	600m	400m	200m
Section Times	1:05.71 [2] (0:08.04)	0:57.67 [9] (0:11.43)	0:46.24 [9] (0:11.37)	0:34.87 [9] (0:11.60)	0:23.27 [8] (0:11.52)	0:11.75 [7] (0:11.75)
Average Speed [km/h]	44.6	63.9	64.0	63.3	63.4	61.5
Top Speed [km/h]	61.9	65.1	64.7	64.3	65.7	62.4
Avg. Dist. to Rail [m]	6.6	3.3	3.4	3.3	4.7	5.1
Avg. Stride Freq. [Hz]	2.3	2.3	2.3	2.3	2.3	2.3
Avg. Stride Length [m]	6.9	7.6	7.7	7.7	7.5	7.4



- [ ] Ranking at each section and finish
- .-.- No data available at this section
- NA No data available



Horse/Jockey Name	Master Gee
Final Rank	4
Fastest Section Time (Section)	0:07.92 (Overall)
Top Speed [km/h] (Section)	66.3 (1000m)
Race State	Finished



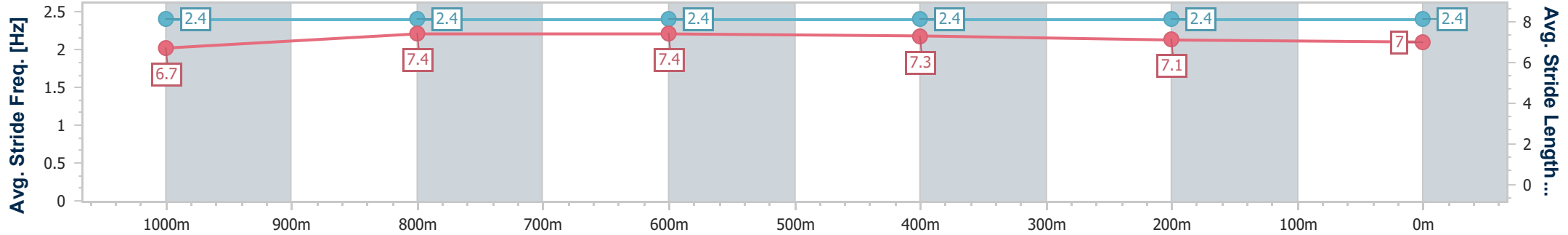
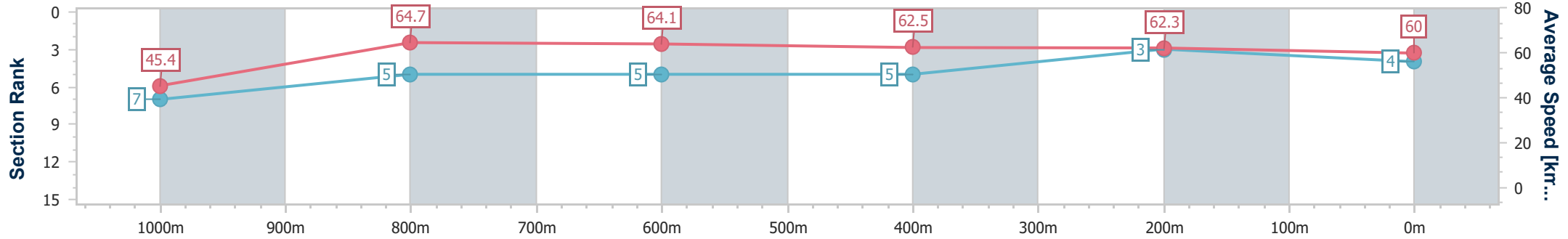
Toowoomba QLD Professional  
 Race 2: THE V.J. BUTLER MEMORIAL Class 3 Handicap - 1100m



23 November 2024 - 16:24

Track Rating: Soft 6, Weather: Fine, Rail Position: +1m Entire

Section	Overall	1000m	800m	600m	400m	200m
Section Times	1:05.73 [4] (0:07.92)	0:57.81 [7] (0:11.19)	0:46.62 [5] (0:11.31)	0:35.31 [5] (0:11.63)	0:23.68 [5] (0:11.67)	0:12.01 [3] (0:12.01)
Average Speed [km/h]	45.4	64.7	64.1	62.5	62.3	60.0
Top Speed [km/h]	61.4	66.3	65.0	63.7	63.3	61.0
Avg. Dist. to Rail [m]	2.1	1.1	2.0	2.1	2.6	4.5
Avg. Stride Freq. [Hz]	2.4	2.4	2.4	2.4	2.4	2.4
Avg. Stride Length [m]	6.7	7.4	7.4	7.3	7.1	7.0



- [ ] Ranking at each section and finish
- .-.- No data available at this section
- NA No data available



Horse/Jockey Name	Don't Diss Around
Final Rank	4
Fastest Section Time (Section)	0:08.47 (Overall)
Top Speed [km/h] (Section)	65.6 (400m)
Race State	Finished



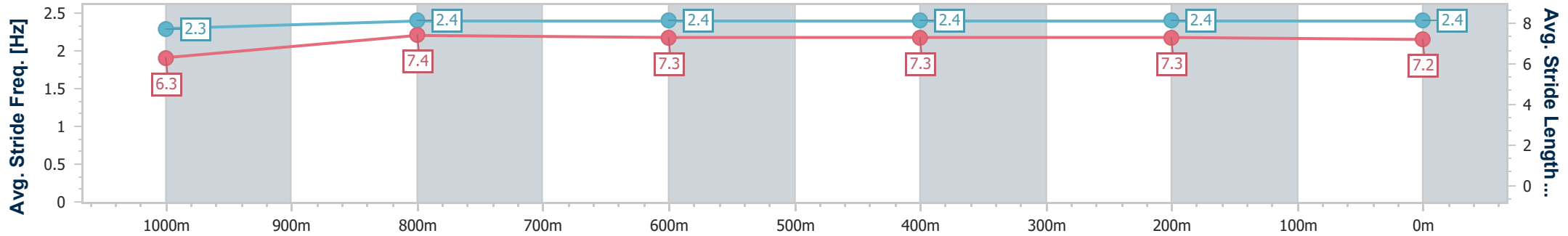
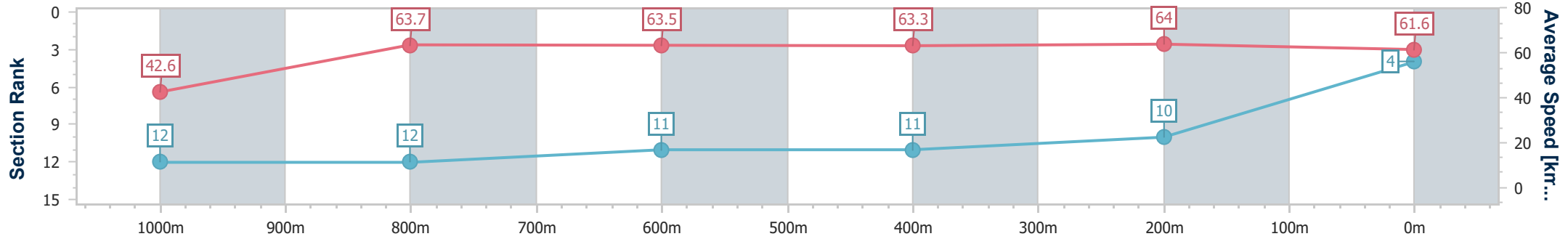
Toowoomba QLD Professional  
Race 2: THE V.J. BUTLER MEMORIAL Class 3 Handicap - 1100m



23 November 2024 - 16:24

Track Rating: Soft 6, Weather: Fine, Rail Position: +1m Entire

Section	Overall	1000m	800m	600m	400m	200m
Section Times	1:05.73 [4] (0:08.47)	0:57.26 [12] (0:11.39)	0:45.87 [12] (0:11.36)	0:34.51 [11] (0:11.45)	0:23.06 [11] (0:11.40)	0:11.66 [10] (0:11.66)
Average Speed [km/h]	42.6	63.7	63.5	63.3	64.0	61.6
Top Speed [km/h]	59.1	65.5	64.8	64.8	65.6	62.8
Avg. Dist. to Rail [m]	11.9	2.8	1.0	1.1	3.1	4.6
Avg. Stride Freq. [Hz]	2.3	2.4	2.4	2.4	2.4	2.4
Avg. Stride Length [m]	6.3	7.4	7.3	7.3	7.3	7.2



- [ ] Ranking at each section and finish
- .-.- No data available at this section
- NA No data available



Horse/Jockey Name	Uluwatu
Final Rank	6
Fastest Section Time (Section)	0:07.86 (Overall)
Top Speed [km/h] (Section)	65.8 (1000m)
Race State	Finished



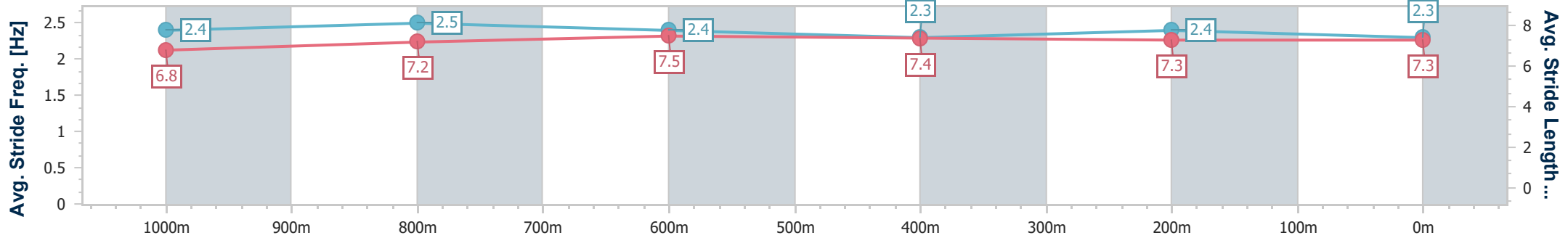
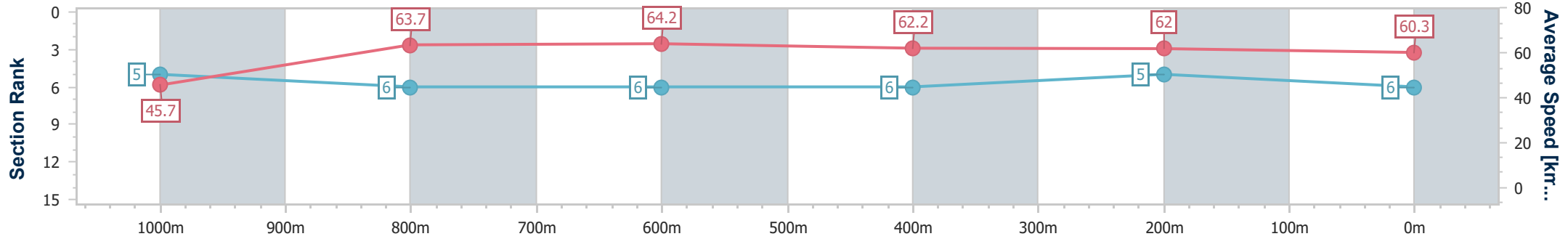
Toowoomba QLD Professional  
Race 2: THE V.J. BUTLER MEMORIAL Class 3 Handicap - 1100m



23 November 2024 - 16:24

Track Rating: Soft 6, Weather: Fine, Rail Position: +1m Entire

Section	Overall	1000m	800m	600m	400m	200m
Section Times	1:05.76 [6] (0:07.86)	0:57.90 [5] (0:11.37)	0:46.53 [6] (0:11.25)	0:35.28 [6] (0:11.68)	0:23.60 [6] (0:11.67)	0:11.93 [5] (0:11.93)
Average Speed [km/h]	45.7	63.7	64.2	62.2	62.0	60.3
Top Speed [km/h]	63.1	65.8	65.4	63.8	63.2	62.9
Avg. Dist. to Rail [m]	1.5	1.2	1.3	1.0	1.4	0.2
Avg. Stride Freq. [Hz]	2.4	2.5	2.4	2.3	2.4	2.3
Avg. Stride Length [m]	6.8	7.2	7.5	7.4	7.3	7.3



- [ ] Ranking at each section and finish
- .-.- No data available at this section
- NA No data available



Horse/Jockey Name	Pink Thunder
Final Rank	7
Fastest Section Time (Section)	0:07.68 (Overall)
Top Speed [km/h] (Section)	68.0 (1000m)
Race State	Finished



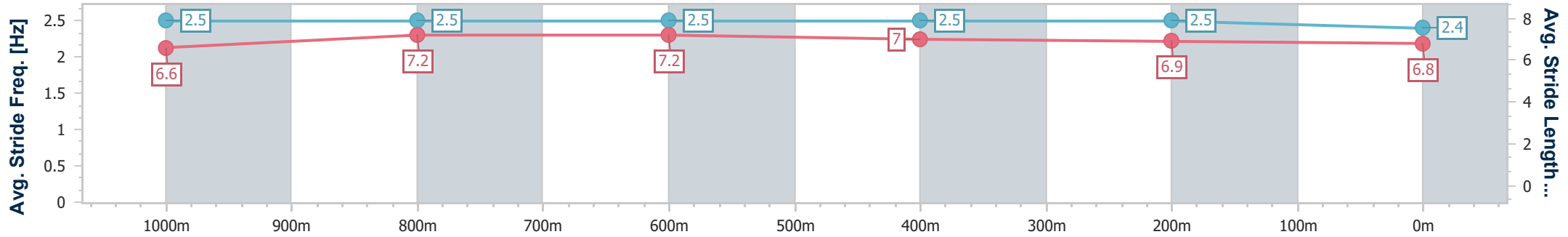
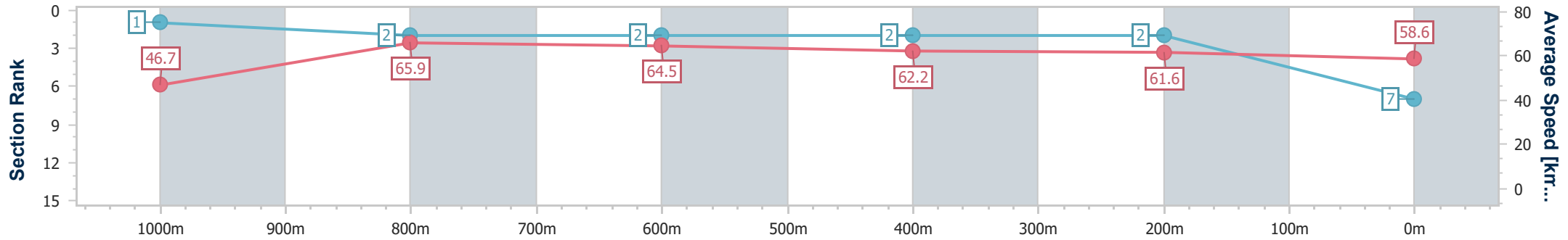
Toowoomba QLD Professional  
 Race 2: THE V.J. BUTLER MEMORIAL Class 3 Handicap - 1100m



23 November 2024 - 16:24

Track Rating: Soft 6, Weather: Fine, Rail Position: +1m Entire

Section	Overall	1000m	800m	600m	400m	200m
Section Times	1:05.79 [7] (0:07.68)	0:58.11 [1] (0:11.11)	0:47.00 [2] (0:11.28)	0:35.72 [2] (0:11.73)	0:23.99 [2] (0:11.72)	0:12.27 [2] (0:12.27)
Average Speed [km/h]	46.7	65.9	64.5	62.2	61.6	58.6
Top Speed [km/h]	64.9	68.0	65.2	64.5	62.5	60.9
Avg. Dist. to Rail [m]	12.3	5.3	3.3	2.3	0.9	0.8
Avg. Stride Freq. [Hz]	2.5	2.5	2.5	2.5	2.5	2.4
Avg. Stride Length [m]	6.6	7.2	7.2	7.0	6.9	6.8



- [ ] Ranking at each section and finish
- .-.- No data available at this section
- NA No data available



Horse/Jockey Name	Elected
Final Rank	8
Fastest Section Time (Section)	0:07.99 (Overall)
Top Speed [km/h] (Section)	66.1 (800m)
Race State	Finished



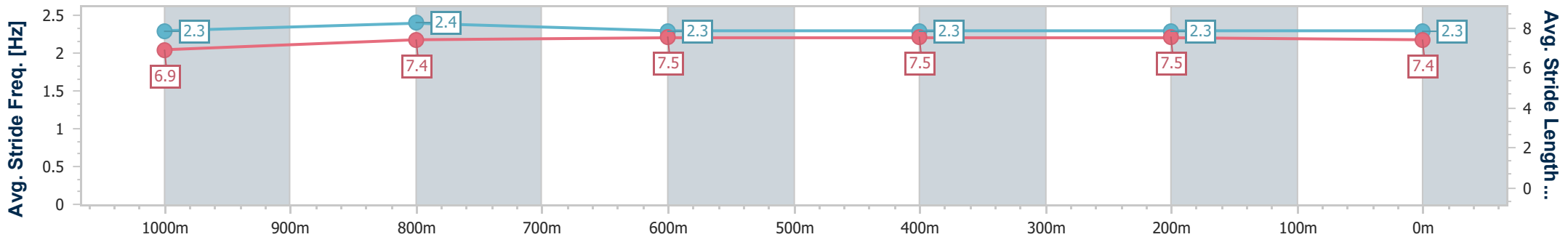
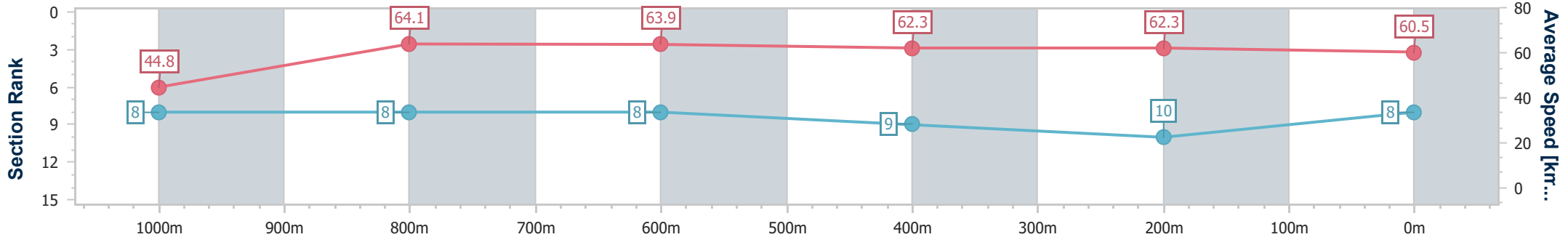
Toowoomba QLD Professional  
 Race 2: THE V.J. BUTLER MEMORIAL Class 3 Handicap - 1100m



23 November 2024 - 16:24

Track Rating: Soft 6, Weather: Fine, Rail Position: +1m Entire

Section	Overall	1000m	800m	600m	400m	200m
Section Times	1:05.96 [8] (0:07.99)	0:57.97 [8] (0:11.36)	0:46.61 [8] (0:11.45)	0:35.16 [8] (0:11.65)	0:23.51 [9] (0:11.62)	0:11.89 [10] (0:11.89)
Average Speed [km/h]	44.8	64.1	63.9	62.3	62.3	60.5
Top Speed [km/h]	61.9	65.5	66.1	63.4	64.2	62.0
Avg. Dist. to Rail [m]	2.8	2.5	4.1	2.1	0.8	1.3
Avg. Stride Freq. [Hz]	2.3	2.4	2.3	2.3	2.3	2.3
Avg. Stride Length [m]	6.9	7.4	7.5	7.5	7.5	7.4



- [ ] Ranking at each section and finish
- .-.- No data available at this section
- NA No data available





Horse/Jockey Name	Minimal
Final Rank	9
Fastest Section Time (Section)	0:07.79 (Overall)
Top Speed [km/h] (Section)	66.3 (1000m)
Race State	Finished



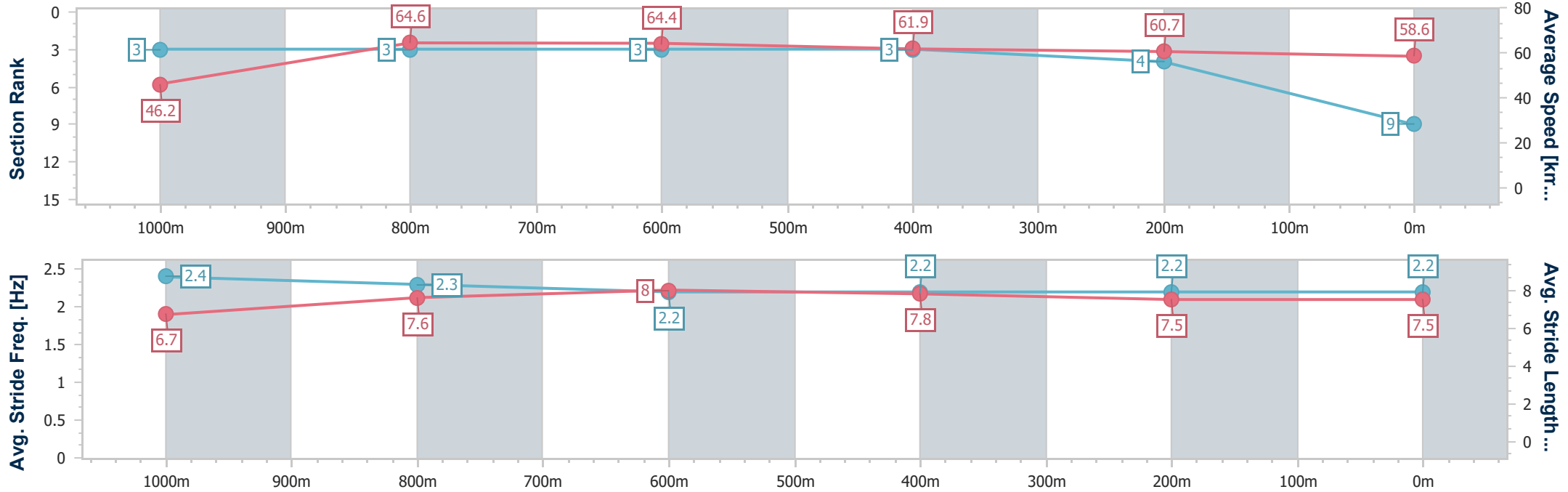
Toowoomba QLD Professional  
Race 2: THE V.J. BUTLER MEMORIAL Class 3 Handicap - 1100m



23 November 2024 - 16:24

Track Rating: Soft 6, Weather: Fine, Rail Position: +1m Entire

Section	Overall	1000m	800m	600m	400m	200m
Section Times	1:06.04 [9] (0:07.79)	0:58.25 [3] (0:11.21)	0:47.04 [3] (0:11.23)	0:35.81 [3] (0:11.68)	0:24.13 [3] (0:11.84)	0:12.29 [4] (0:12.29)
Average Speed [km/h]	46.2	64.6	64.4	61.9	60.7	58.6
Top Speed [km/h]	63.6	66.3	65.4	63.3	61.8	60.3
Avg. Dist. to Rail [m]	4.9	2.4	1.8	1.0	0.3	1.9
Avg. Stride Freq. [Hz]	2.4	2.3	2.2	2.2	2.2	2.2
Avg. Stride Length [m]	6.7	7.6	8.0	7.8	7.5	7.5



- [ ] Ranking at each section and finish
- .-.- No data available at this section
- NA No data available



Horse/Jockey Name	Point Break
Final Rank	10
Fastest Section Time (Section)	0:07.91 (Overall)
Top Speed [km/h] (Section)	65.4 (1000m)
Race State	Finished



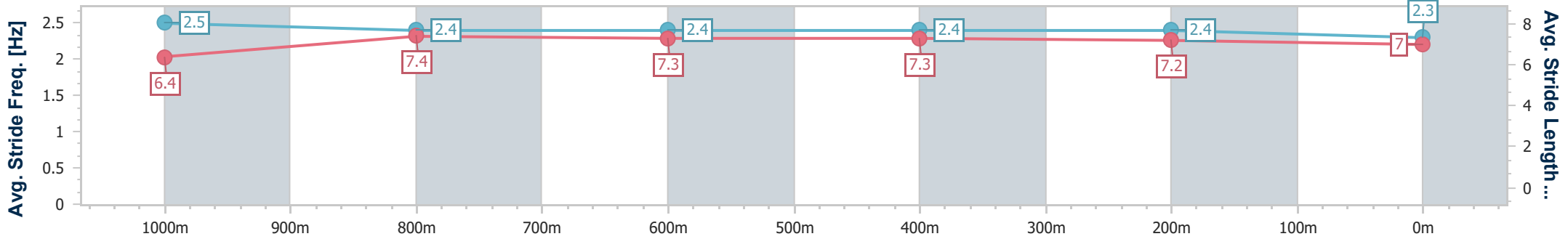
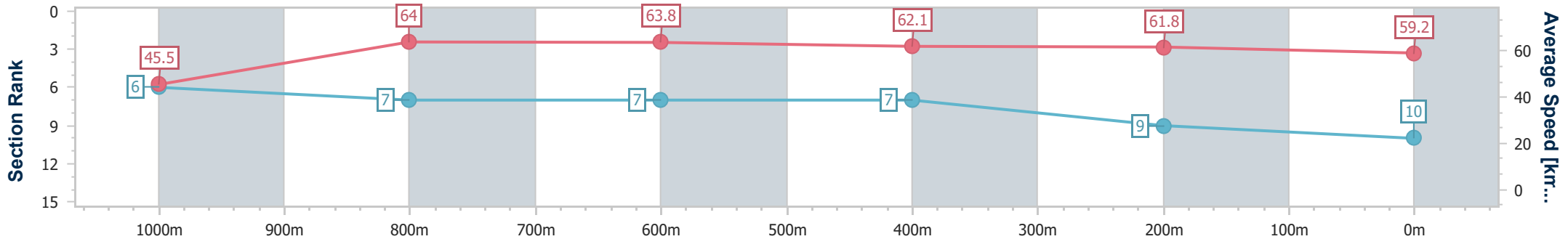
Toowoomba QLD Professional  
 Race 2: THE V.J. BUTLER MEMORIAL Class 3 Handicap - 1100m



23 November 2024 - 16:24

Track Rating: Soft 6, Weather: Fine, Rail Position: +1m Entire

Section	Overall	1000m	800m	600m	400m	200m
Section Times	1:06.21 [10] (0:07.91)	0:58.30 [6] (0:11.36)	0:46.94 [7] (0:11.40)	0:35.54 [7] (0:11.70)	0:23.84 [7] (0:11.70)	0:12.14 [9] (0:12.14)
Average Speed [km/h]	45.5	64.0	63.8	62.1	61.8	59.2
Top Speed [km/h]	62.3	65.4	65.1	64.1	63.1	60.6
Avg. Dist. to Rail [m]	3.9	2.3	2.3	1.5	1.3	2.8
Avg. Stride Freq. [Hz]	2.5	2.4	2.4	2.4	2.4	2.3
Avg. Stride Length [m]	6.4	7.4	7.3	7.3	7.2	7.0



- [ ] Ranking at each section and finish
- .-.- No data available at this section
- NA No data available



Horse/Jockey Name	Mr Evans
Final Rank	11
Fastest Section Time (Section)	0:07.82 (Overall)
Top Speed [km/h] (Section)	67.4 (1000m)
Race State	Finished



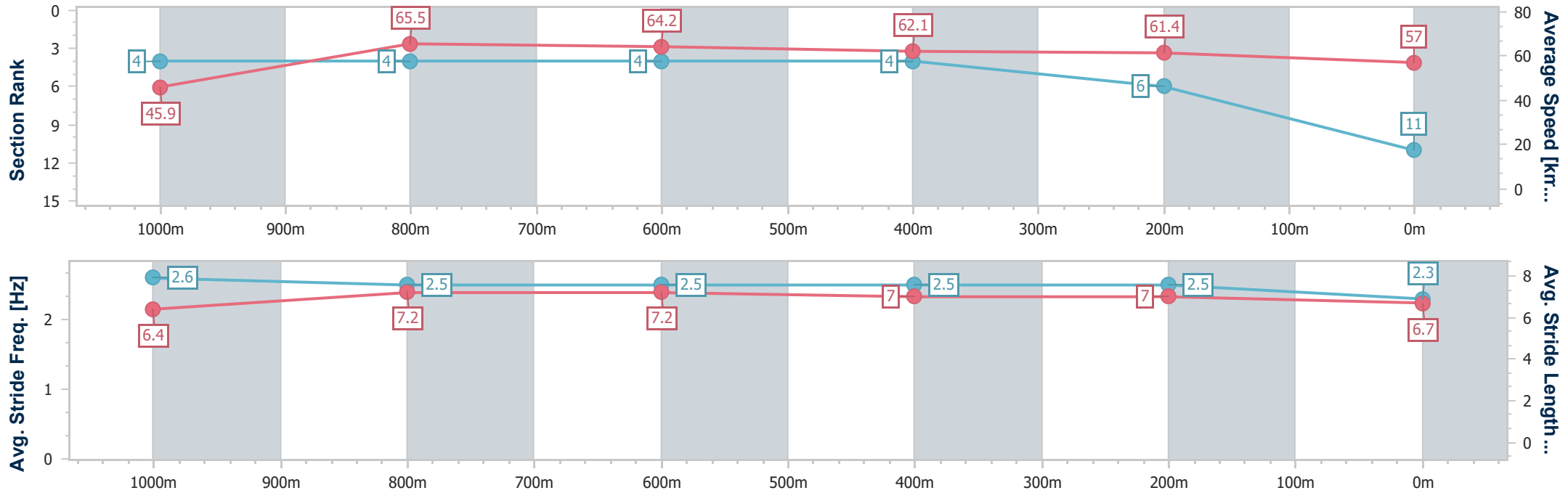
Toowoomba QLD Professional  
Race 2: THE V.J. BUTLER MEMORIAL Class 3 Handicap - 1100m



23 November 2024 - 16:24

Track Rating: Soft 6, Weather: Fine, Rail Position: +1m Entire

Section	Overall	1000m	800m	600m	400m	200m
Section Times	1:06.54 [11] (0:07.82)	0:58.72 [4] (0:11.19)	0:47.53 [4] (0:11.31)	0:36.22 [4] (0:11.65)	0:24.57 [4] (0:11.92)	0:12.65 [6] (0:12.65)
Average Speed [km/h]	45.9	65.5	64.2	62.1	61.4	57.0
Top Speed [km/h]	63.8	67.4	65.2	64.3	62.0	60.3
Avg. Dist. to Rail [m]	8.8	5.4	2.4	1.2	3.8	3.5
Avg. Stride Freq. [Hz]	2.6	2.5	2.5	2.5	2.5	2.3
Avg. Stride Length [m]	6.4	7.2	7.2	7.0	7.0	6.7



- [ ] Ranking at each section and finish
- .-.- No data available at this section
- NA No data available



Horse/Jockey Name	Soozie Maree
Final Rank	12
Fastest Section Time (Section)	0:08.20 (Overall)
Top Speed [km/h] (Section)	65.7 (1000m)
Race State	Finished



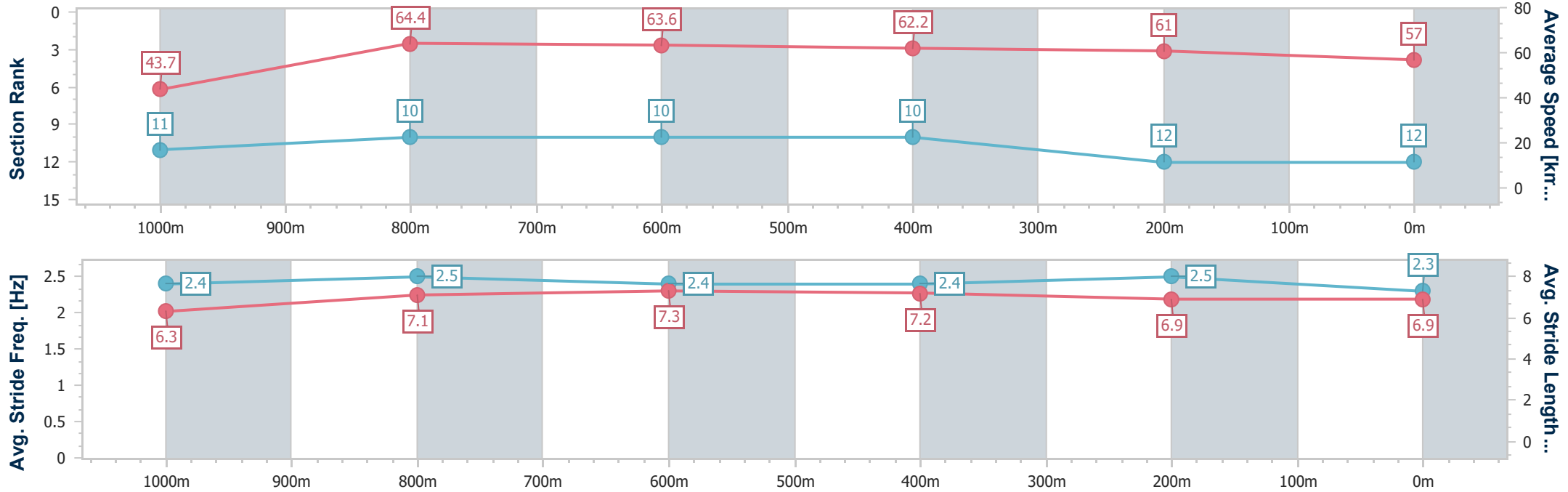
Toowoomba QLD Professional  
Race 2: THE V.J. BUTLER MEMORIAL Class 3 Handicap - 1100m



23 November 2024 - 16:24

Track Rating: Soft 6, Weather: Fine, Rail Position: +1m Entire

Section	Overall	1000m	800m	600m	400m	200m
Section Times	1:07.04 [12] (0:08.20)	0:58.84 [11] (0:11.31)	0:47.53 [10] (0:11.36)	0:36.17 [10] (0:11.72)	0:24.45 [10] (0:11.83)	0:12.62 [12] (0:12.62)
Average Speed [km/h]	43.7	64.4	63.6	62.2	61.0	57.0
Top Speed [km/h]	60.9	65.7	64.6	63.9	62.8	59.7
Avg. Dist. to Rail [m]	5.8	3.2	1.2	1.7	1.2	0.3
Avg. Stride Freq. [Hz]	2.4	2.5	2.4	2.4	2.5	2.3
Avg. Stride Length [m]	6.3	7.1	7.3	7.2	6.9	6.9



- [ ] Ranking at each section and finish
- .-.- No data available at this section
- NA No data available



**Toowoomba QLD Professional**  
**Race 3: EASTCOAST CONCRETE CONTRACTORS RATINGS BAND 0 -**  
**58 Handicap - 1100m**  
**23 November 2024 - 17:04**



Track Rating: Soft 5, Weather: Fine, Rail Position: +1m Entire

Section		Overall	1000m	800m	600m	400m	200m	Last 600m					
Field Times		1:06.54 (0:08.02)	0:58.52 (0:11.17)	0:47.35 (0:11.25)	0:36.10 (0:11.73)	0:24.37 (0:12.06)	0:12.31 (0:12.31)	0:36.10					
Rank	TAB Horse/Jockey	Barrier	Top Speed [km/h]	Fastest Section								Margin	Distance Travelled [m]
1	8 <b>ELECTRIC ARROW</b> Chelsea Baker	9	64.7 800m	0:08.47 Overall	1:06.54 [1] (0:08.47)	0:58.07 [8] (0:11.58)	0:46.49 [9] (0:11.36)	0:35.13 [9] (0:11.76)	0:23.37 [9] (0:11.60)	0:11.77 [6] (0:11.77)	1:06.54	0:35.13	
2	1 <b>DRANG A TANG</b> Michael Murphy	7	64.9 1000m	0:08.08 Overall	1:06.54 [2] (0:08.08)	0:58.46 [3] (0:11.28)	0:47.18 [3] (0:11.34)	0:35.84 [3] (0:11.59)	0:24.25 [3] (0:11.94)	0:12.31 [1] (0:12.31)	0.1L	0:35.84	+2
3	16 <b>BLUE EYE DAME</b> Montanna Savva	3	65.8 1000m	0:08.15 Overall	1:06.70 [3] (0:08.15)	0:58.55 [4] (0:11.08)	0:47.47 [2] (0:11.34)	0:36.13 [2] (0:11.65)	0:24.48 [2] (0:12.04)	0:12.44 [2] (0:12.44)	0.9L	0:36.13	+0
4	13 <b>BLERIOT</b> Damien Boutet	5	66.0 1000m	0:08.40 Overall	1:06.87 [4] (0:08.40)	0:58.47 [6] (0:11.23)	0:47.24 [4] (0:11.31)	0:35.93 [4] (0:11.66)	0:24.27 [4] (0:12.03)	0:12.24 [4] (0:12.24)	1.7L	0:35.93	-2
5	12 <b>MAKE HASTE</b> Dylan Bennett	6	65.8 800m	0:09.07 Overall	1:06.99 [5] (0:09.07)	0:57.92 [14] (0:11.48)	0:46.44 [14] (0:11.19)	0:35.25 [13] (0:11.53)	0:23.72 [10] (0:11.82)	0:11.90 [8] (0:11.90)	2.2L	0:35.25	-4
6	2 <b>HE'S A DEVIL</b> Jake Molloy	10	64.4 1000m	0:08.64 Overall	1:07.14 [6] (0:08.64)	0:58.50 [11] (0:11.51)	0:46.99 [10] (0:11.52)	0:35.47 [11] (0:11.67)	0:23.80 [12] (0:11.83)	0:11.97 [10] (0:11.97)	3L	0:35.47	+0
7	7 <b>VIKING VALOUR</b> Les Tilley	8	64.7 800m	0:08.02 Overall	1:07.35 [7] (0:08.02)	0:59.33 [1] (0:11.71)	0:47.62 [6] (0:11.42)	0:36.20 [6] (0:11.72)	0:24.48 [6] (0:11.98)	0:12.50 [7] (0:12.50)	4.3L	0:36.20	-1
8	19 <b>GOOD'N'LUCKY</b> Shania Willis	11	65.4 800m	0:08.53 Overall	1:07.47 [8] (0:08.53)	0:58.94 [9] (0:11.89)	0:47.05 [13] (0:11.40)	0:35.65 [14] (0:11.72)	0:23.93 [14] (0:11.90)	0:12.03 [13] (0:12.03)	4.8L	0:35.65	+3
9	18 <b>LUCKY SHAM</b> Georgina Cartwright	4	65.9 1000m	0:08.54 Overall	1:07.52 [9] (0:08.54)	0:58.98 [10] (0:11.15)	0:47.83 [5] (0:11.28)	0:36.55 [5] (0:11.71)	0:24.84 [5] (0:11.99)	0:12.85 [5] (0:12.85)	5L	0:36.55	-11
10	17 <b>FOREBEARS</b> Kenji Yoshida	13	64.8 800m	0:08.68 Overall	1:07.72 [10] (0:08.68)	0:59.04 [12] (0:11.53)	0:47.51 [11] (0:11.42)	0:36.09 [10] (0:11.69)	0:24.40 [11] (0:12.00)	0:12.40 [11] (0:12.40)	6L	0:36.09	+3

Scratched: So Extra (#14), Super Freeze (#5), Point Break (#6), Mr Evans (#15), Her Expense (#3)

[ ] Ranking at each section and finish  
 -:-:- No data available at this section  
 NA No data available  
 SCN Saddle cloth number  
 DNF Did not finish  
 DNT Did not track



**Toowoomba QLD Professional**  
**Race 3: EASTCOAST CONCRETE CONTRACTORS RATINGS BAND 0 -**  
**58 Handicap - 1100m**  
**23 November 2024 - 17:04**



Track Rating: Soft 5, Weather: Fine, Rail Position: +1m Entire

Section	Overall	1000m	800m	600m	400m	200m	Last 600m
Field Times	1:06.54 (0:08.02)	0:58.52 (0:11.17)	0:47.35 (0:11.25)	0:36.10 (0:11.73)	0:24.37 (0:12.06)	0:12.31 (0:12.31)	0:36.10

Rank	TAB	Horse/Jockey	Barrier	Top Speed [km/h]	Fastest Section	Overall	1000m	800m	600m	400m	200m	Margin	Last 600m	Distance Travelled [m]
11	4	IT'S HELLS BELLS Karl Zechner	1	66.4 800m	0:08.05 Overall	1:07.80 [11] (0:08.05)	0:59.75 [2] (0:11.14)	0:48.61 [1] (0:11.25)	0:37.36 [1] (0:11.73)	0:25.63 [1] (0:12.18)	0:13.45 [3] (0:13.45)	6.3L	0:37.36	-6
12	10	ORSETTO Nathan Fazackerley	12	65.1 1000m	0:08.35 Overall	1:07.87 [12] (0:08.35)	0:59.52 [5] (0:11.48)	0:48.04 [7] (0:11.41)	0:36.63 [7] (0:11.78)	0:24.85 [8] (0:12.08)	0:12.77 [9] (0:12.77)	6.6L	0:36.63	+3
13	9	GAELIC THUNDER Nathan Evans	2	64.3 1000m	0:08.41 Overall	1:08.46 [13] (0:08.41)	1:00.05 [7] (0:11.47)	0:48.58 [8] (0:11.47)	0:37.11 [8] (0:11.59)	0:25.52 [7] (0:12.39)	0:13.13 [12] (0:13.13)	10.1L	0:37.11	-5
14	11	STELLER EAGLE Rob Thorburn	14	65.2 800m	0:08.81 Overall	1:08.84 [14] (0:08.81)	1:00.03 [13] (0:11.52)	0:48.51 [12] (0:11.34)	0:37.17 [12] (0:11.79)	0:25.38 [13] (0:12.34)	0:13.04 [14] (0:13.04)	12.1L	0:37.17	+6

Scratched: So Extra (#14), Super Freeze (#5), Point Break (#6), Mr Evans (#15), Her Expense (#3)

[ ] Ranking at each section and finish  
 -:-:-:- No data available at this section  
 NA No data available

SCN Saddle cloth number  
 DNF Did not finish  
 DNT Did not track



Horse/Jockey Name	Electric Arrow
Final Rank	1
Fastest Section Time (Section)	0:08.47 (Overall)
Top Speed [km/h] (Section)	64.7 (800m)
Race State	Finished



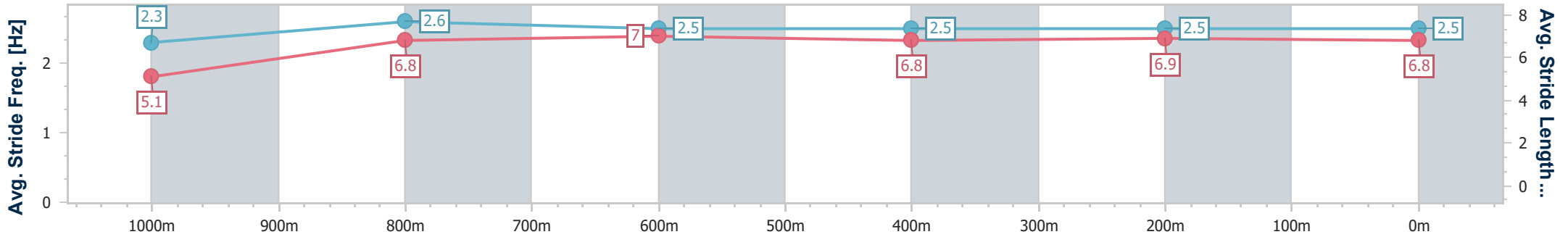
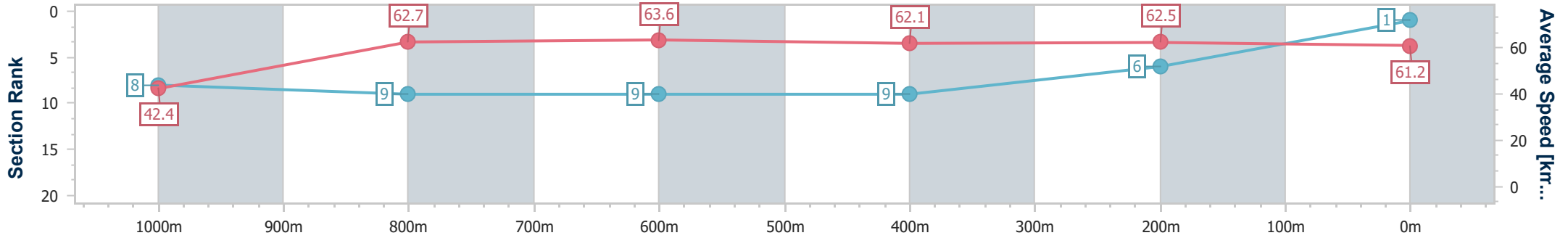
Toowoomba QLD Professional  
 Race 3: EASTCOAST CONCRETE CONTRACTORS RATINGS  
 BAND 0 - 58 Handicap - 1100m



23 November 2024 - 17:04

Track Rating: Soft 5, Weather: Fine, Rail Position: +1m Entire

Section	Overall	1000m	800m	600m	400m	200m
Section Times	1:06.54 [1] (0:08.47)	0:58.07 [8] (0:11.58)	0:46.49 [9] (0:11.36)	0:35.13 [9] (0:11.76)	0:23.37 [9] (0:11.60)	0:11.77 [6] (0:11.77)
Average Speed [km/h]	42.4	62.7	63.6	62.1	62.5	61.2
Top Speed [km/h]	63.4	63.9	64.7	64.6	63.7	62.7
Avg. Dist. to Rail [m]	7.6	2.3	2.0	2.7	2.3	6.2
Avg. Stride Freq. [Hz]	2.3	2.6	2.5	2.5	2.5	2.5
Avg. Stride Length [m]	5.1	6.8	7.0	6.8	6.9	6.8



- [ ] Ranking at each section and finish
- .-.- No data available at this section
- NA No data available



Horse/Jockey Name	Drang A Tang
Final Rank	2
Fastest Section Time (Section)	0:08.08 (Overall)
Top Speed [km/h] (Section)	64.9 (1000m)
Race State	Finished



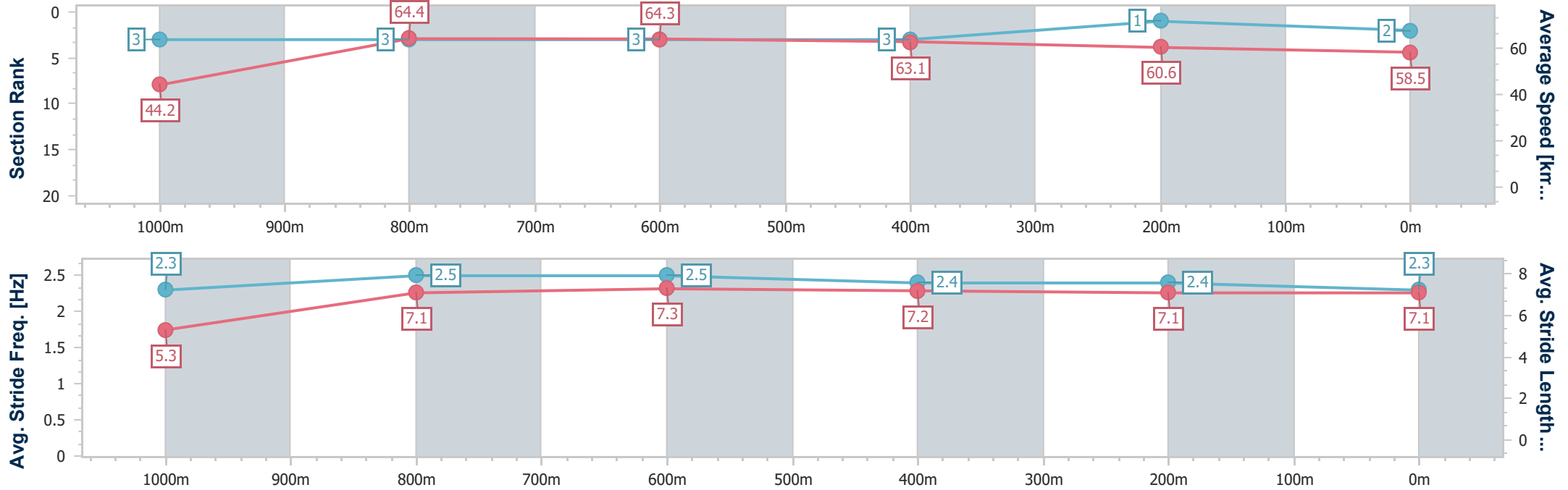
Toowoomba QLD Professional  
 Race 3: EASTCOAST CONCRETE CONTRACTORS RATINGS  
 BAND 0 - 58 Handicap - 1100m



23 November 2024 - 17:04

Track Rating: Soft 5, Weather: Fine, Rail Position: +1m Entire

Section	Overall	1000m	800m	600m	400m	200m
Section Times	1:06.54 [2] (0:08.08)	0:58.46 [3] (0:11.28)	0:47.18 [3] (0:11.34)	0:35.84 [3] (0:11.59)	0:24.25 [3] (0:11.94)	0:12.31 [1] (0:12.31)
Average Speed [km/h]	44.2	64.4	64.3	63.1	60.6	58.5
Top Speed [km/h]	64.2	64.9	64.6	64.1	62.6	60.3
Avg. Dist. to Rail [m]	6.0	2.6	3.1	2.9	2.0	0.5
Avg. Stride Freq. [Hz]	2.3	2.5	2.5	2.4	2.4	2.3
Avg. Stride Length [m]	5.3	7.1	7.3	7.2	7.1	7.1



- [ ] Ranking at each section and finish
- .-.- No data available at this section
- NA No data available





Horse/Jockey Name	Blue Eye Dame
Final Rank	3
Fastest Section Time (Section)	0:08.15 (Overall)
Top Speed [km/h] (Section)	65.8 (1000m)
Race State	Finished



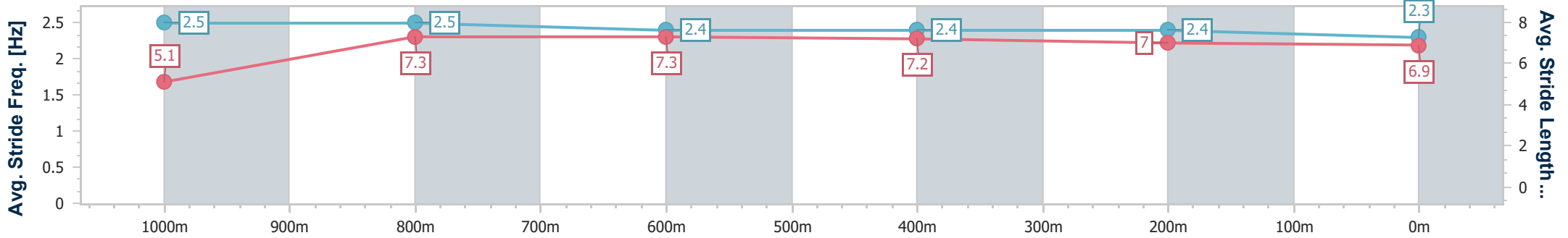
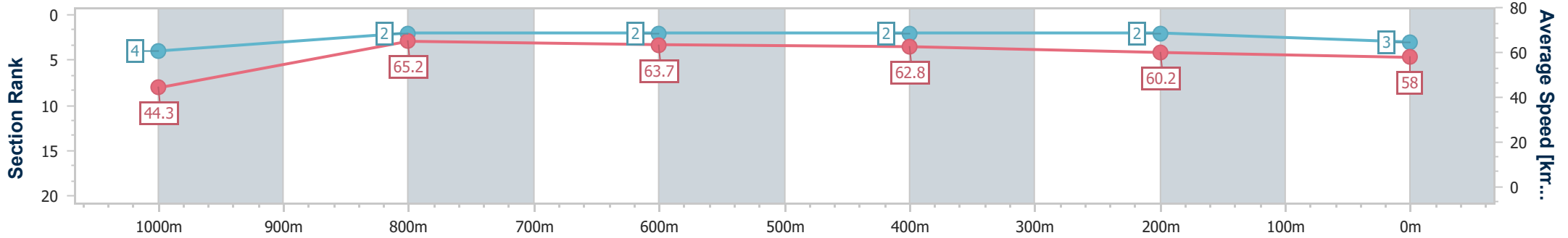
Toowoomba QLD Professional  
 Race 3: EASTCOAST CONCRETE CONTRACTORS RATINGS  
 BAND 0 - 58 Handicap - 1100m



23 November 2024 - 17:04

Track Rating: Soft 5, Weather: Fine, Rail Position: +1m Entire

Section	Overall	1000m	800m	600m	400m	200m
Section Times	1:06.70 [3] (0:08.15)	0:58.55 [4] (0:11.08)	0:47.47 [2] (0:11.34)	0:36.13 [2] (0:11.65)	0:24.48 [2] (0:12.04)	0:12.44 [2] (0:12.44)
Average Speed [km/h]	44.3	65.2	63.7	62.8	60.2	58.0
Top Speed [km/h]	63.4	65.8	65.0	64.1	62.7	59.7
Avg. Dist. to Rail [m]	1.9	0.6	1.9	2.5	2.5	0.5
Avg. Stride Freq. [Hz]	2.5	2.5	2.4	2.4	2.4	2.3
Avg. Stride Length [m]	5.1	7.3	7.3	7.2	7.0	6.9



- [ ] Ranking at each section and finish
- .-.- No data available at this section
- NA No data available



Horse/Jockey Name	Bleriot
Final Rank	4
Fastest Section Time (Section)	0:08.40 (Overall)
Top Speed [km/h] (Section)	66.0 (1000m)
Race State	Finished



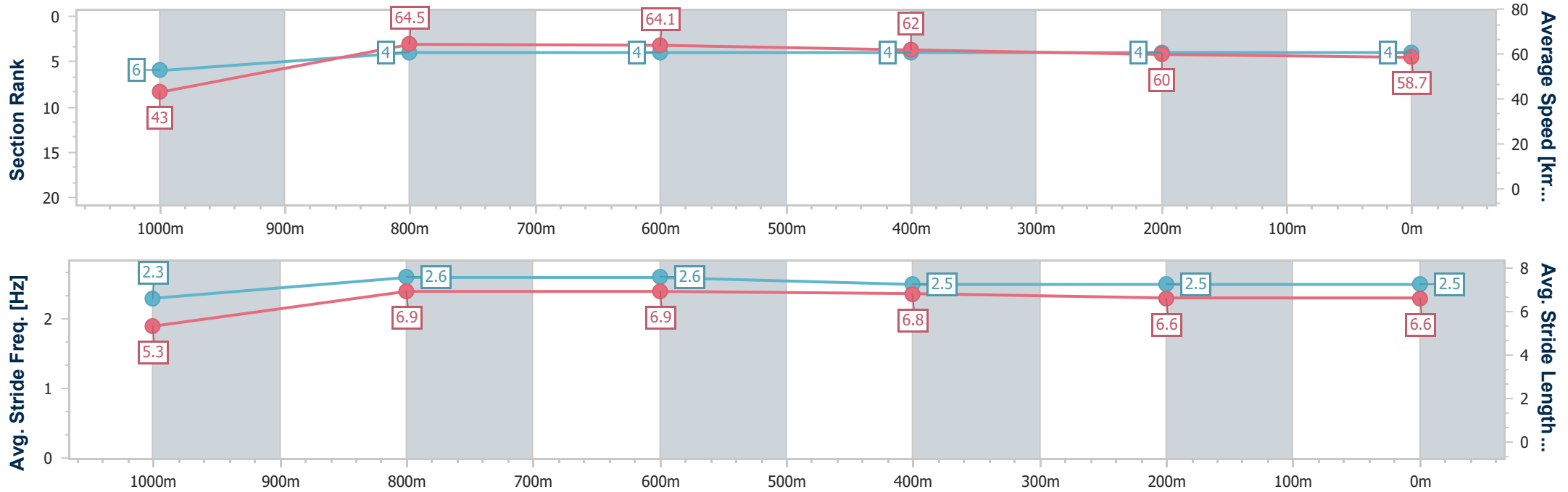
Toowoomba QLD Professional  
 Race 3: EASTCOAST CONCRETE CONTRACTORS RATINGS  
 BAND 0 - 58 Handicap - 1100m



23 November 2024 - 17:04

Track Rating: Soft 5, Weather: Fine, Rail Position: +1m Entire

Section	Overall	1000m	800m	600m	400m	200m
Section Times	1:06.87 [4] (0:08.40)	0:58.47 [6] (0:11.23)	0:47.24 [4] (0:11.31)	0:35.93 [4] (0:11.66)	0:24.27 [4] (0:12.03)	0:12.24 [4] (0:12.24)
Average Speed [km/h]	43.0	64.5	64.1	62.0	60.0	58.7
Top Speed [km/h]	62.6	66.0	65.5	64.7	62.4	59.8
Avg. Dist. to Rail [m]	5.0	2.3	2.0	0.7	0.8	0.5
Avg. Stride Freq. [Hz]	2.3	2.6	2.6	2.5	2.5	2.5
Avg. Stride Length [m]	5.3	6.9	6.9	6.8	6.6	6.6



- [ ] Ranking at each section and finish
- .-.- No data available at this section
- NA No data available



Horse/Jockey Name	Make Haste
Final Rank	5
Fastest Section Time (Section)	0:09.07 (Overall)
Top Speed [km/h] (Section)	65.8 (800m)
Race State	Finished



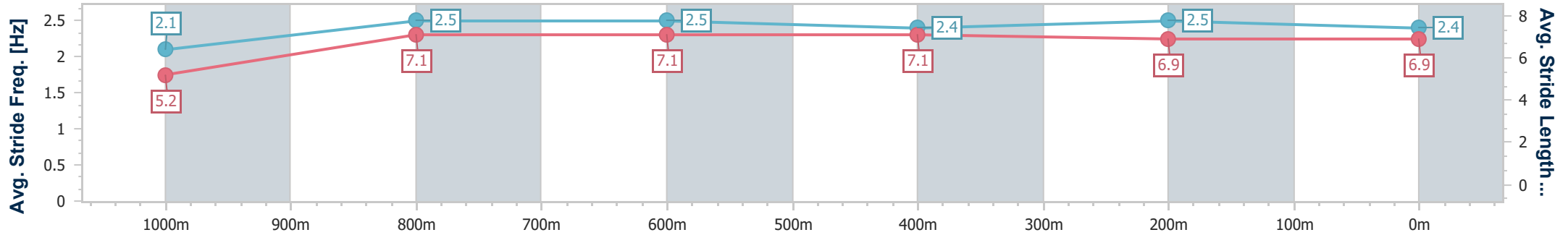
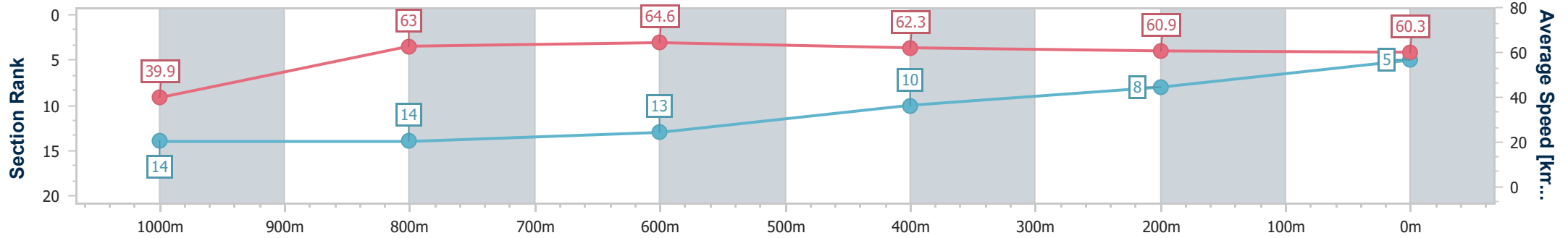
Toowoomba QLD Professional  
 Race 3: EASTCOAST CONCRETE CONTRACTORS RATINGS  
 BAND 0 - 58 Handicap - 1100m



23 November 2024 - 17:04

Track Rating: Soft 5, Weather: Fine, Rail Position: +1m Entire

Section	Overall	1000m	800m	600m	400m	200m
Section Times	1:06.99 [5] (0:09.07)	0:57.92 [14] (0:11.48)	0:46.44 [14] (0:11.19)	0:35.25 [13] (0:11.53)	0:23.72 [10] (0:11.82)	0:11.90 [8] (0:11.90)
Average Speed [km/h]	39.9	63.0	64.6	62.3	60.9	60.3
Top Speed [km/h]	60.0	65.2	65.8	65.2	61.9	61.8
Avg. Dist. to Rail [m]	4.6	1.6	0.9	0.2	0.3	0.4
Avg. Stride Freq. [Hz]	2.1	2.5	2.5	2.4	2.5	2.4
Avg. Stride Length [m]	5.2	7.1	7.1	7.1	6.9	6.9



- [ ] Ranking at each section and finish
- .-.- No data available at this section
- NA No data available



Horse/Jockey Name	He's A Devil
Final Rank	6
Fastest Section Time (Section)	0:08.64 (Overall)
Top Speed [km/h] (Section)	64.4 (1000m)
Race State	Finished



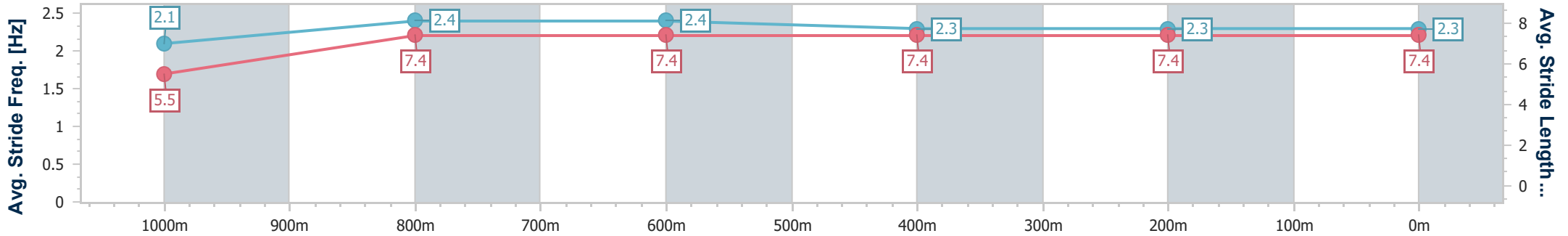
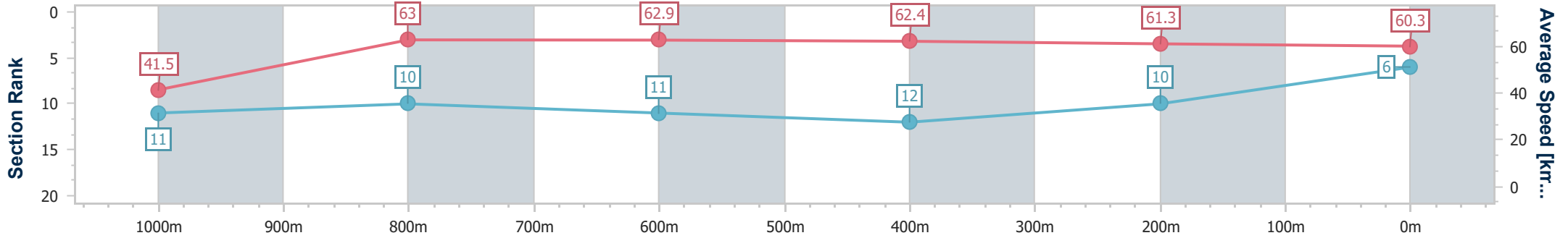
Toowoomba QLD Professional  
 Race 3: EASTCOAST CONCRETE CONTRACTORS RATINGS  
 BAND 0 - 58 Handicap - 1100m



23 November 2024 - 17:04

Track Rating: Soft 5, Weather: Fine, Rail Position: +1m Entire

Section	Overall	1000m	800m	600m	400m	200m
Section Times	1:07.14 [6] (0:08.64)	0:58.50 [11] (0:11.51)	0:46.99 [10] (0:11.52)	0:35.47 [11] (0:11.67)	0:23.80 [12] (0:11.83)	0:11.97 [10]
Average Speed [km/h]	41.5	63.0	62.9	62.4	61.3	60.3
Top Speed [km/h]	61.1	64.4	63.8	64.0	63.3	61.9
Avg. Dist. to Rail [m]	9.5	2.5	1.9	1.4	3.1	4.1
Avg. Stride Freq. [Hz]	2.1	2.4	2.4	2.3	2.3	2.3
Avg. Stride Length [m]	5.5	7.4	7.4	7.4	7.4	7.4



- [ ] Ranking at each section and finish
- .-.- No data available at this section
- NA No data available



Horse/Jockey Name	Viking Valour
Final Rank	7
Fastest Section Time (Section)	0:08.02 (Overall)
Top Speed [km/h] (Section)	64.7 (800m)
Race State	Finished



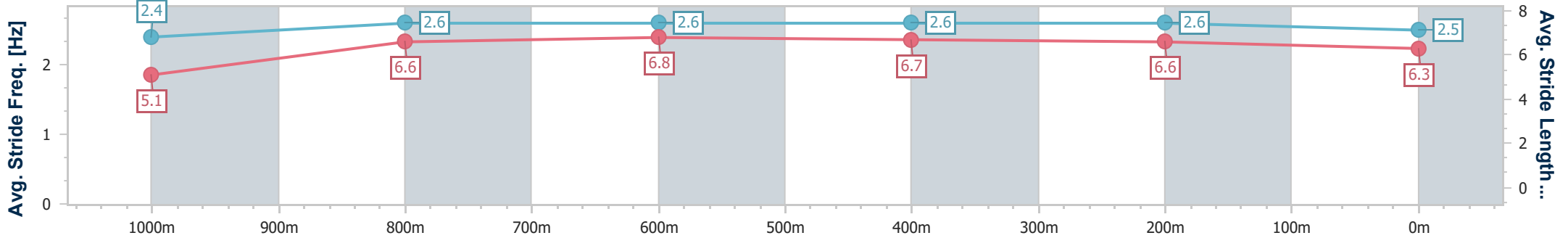
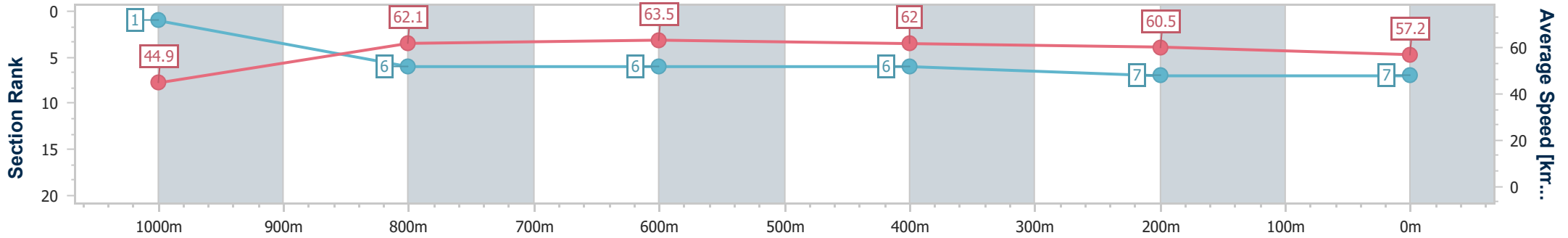
Toowoomba QLD Professional  
 Race 3: EASTCOAST CONCRETE CONTRACTORS RATINGS  
 BAND 0 - 58 Handicap - 1100m



23 November 2024 - 17:04

Track Rating: Soft 5, Weather: Fine, Rail Position: +1m Entire

Section	Overall	1000m	800m	600m	400m	200m
Section Times	1:07.35 [7] (0:08.02)	0:59.33 [1] (0:11.71)	0:47.62 [6] (0:11.42)	0:36.20 [6] (0:11.72)	0:24.48 [6] (0:11.98)	0:12.50 [7] (0:12.50)
Average Speed [km/h]	44.9	62.1	63.5	62.0	60.5	57.2
Top Speed [km/h]	60.7	63.7	64.7	63.6	62.0	61.1
Avg. Dist. to Rail [m]	5.9	2.6	2.4	1.9	1.0	0.5
Avg. Stride Freq. [Hz]	2.4	2.6	2.6	2.6	2.6	2.5
Avg. Stride Length [m]	5.1	6.6	6.8	6.7	6.6	6.3



- [ ] Ranking at each section and finish
- .-.- No data available at this section
- NA No data available



Horse/Jockey Name	Good'n'lucky
Final Rank	8
Fastest Section Time (Section)	0:08.53 (Overall)
Top Speed [km/h] (Section)	65.4 (800m)
Race State	Finished



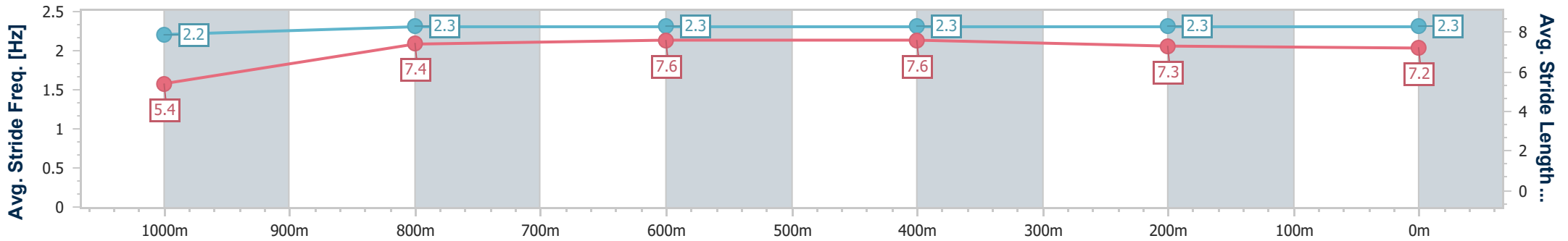
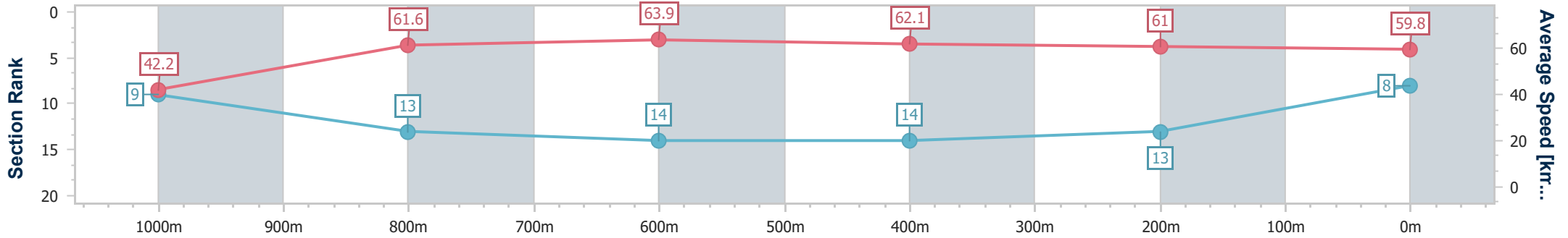
Toowoomba QLD Professional  
 Race 3: EASTCOAST CONCRETE CONTRACTORS RATINGS  
 BAND 0 - 58 Handicap - 1100m



23 November 2024 - 17:04

Track Rating: Soft 5, Weather: Fine, Rail Position: +1m Entire

Section	Overall	1000m	800m	600m	400m	200m
Section Times	1:07.47 [8] (0:08.53)	0:58.94 [9] (0:11.89)	0:47.05 [13] (0:11.40)	0:35.65 [14] (0:11.72)	0:23.93 [14] (0:11.90)	0:12.03 [13] (0:12.03)
Average Speed [km/h]	42.2	61.6	63.9	62.1	61.0	59.8
Top Speed [km/h]	60.4	62.6	65.4	63.1	62.5	61.9
Avg. Dist. to Rail [m]	10.2	4.3	3.5	1.9	3.9	7.7
Avg. Stride Freq. [Hz]	2.2	2.3	2.3	2.3	2.3	2.3
Avg. Stride Length [m]	5.4	7.4	7.6	7.6	7.3	7.2



- [ ] Ranking at each section and finish
- .-.- No data available at this section
- NA No data available



Horse/Jockey Name	Lucky Sham
Final Rank	9
Fastest Section Time (Section)	0:08.54 (Overall)
Top Speed [km/h] (Section)	65.9 (1000m)
Race State	Finished



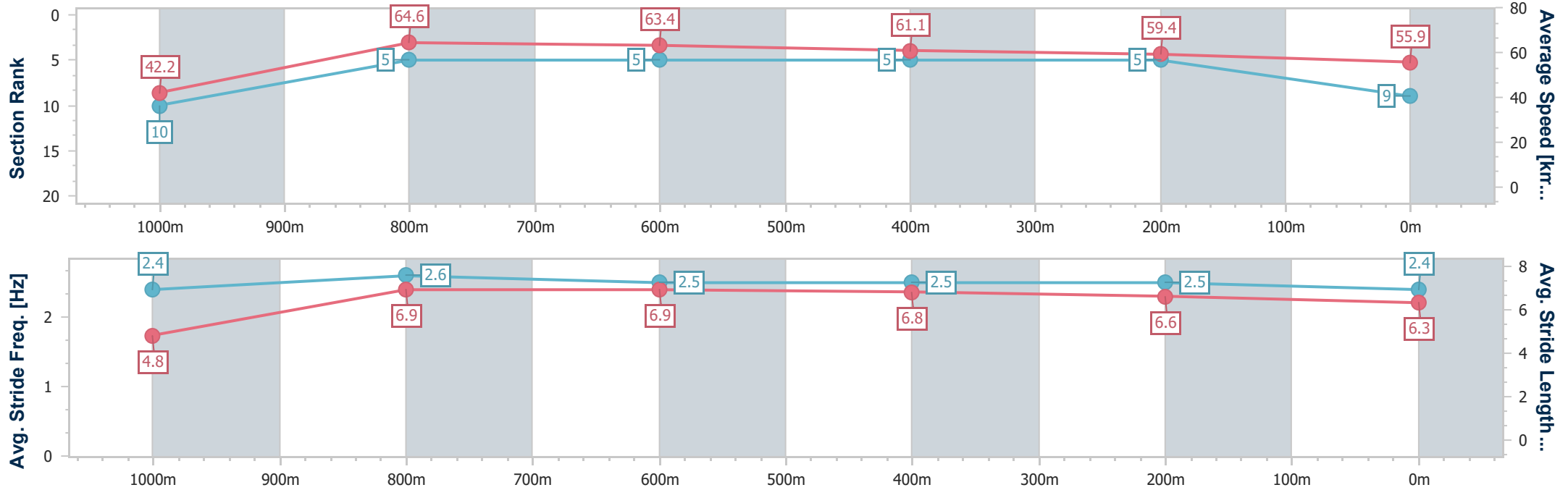
Toowoomba QLD Professional  
 Race 3: EASTCOAST CONCRETE CONTRACTORS RATINGS  
 BAND 0 - 58 Handicap - 1100m



23 November 2024 - 17:04

Track Rating: Soft 5, Weather: Fine, Rail Position: +1m Entire

Section	Overall	1000m	800m	600m	400m	200m
Section Times	1:07.52 [9] (0:08.54)	0:58.98 [10] (0:11.15)	0:47.83 [5] (0:11.28)	0:36.55 [5] (0:11.71)	0:24.84 [5] (0:11.99)	0:12.85 [5] (0:12.85)
Average Speed [km/h]	42.2	64.6	63.4	61.1	59.4	55.9
Top Speed [km/h]	62.9	65.9	64.6	62.1	60.8	57.8
Avg. Dist. to Rail [m]	4.1	0.6	0.7	1.8	1.8	1.1
Avg. Stride Freq. [Hz]	2.4	2.6	2.5	2.5	2.5	2.4
Avg. Stride Length [m]	4.8	6.9	6.9	6.8	6.6	6.3



- [ ] Ranking at each section and finish
- .-.- No data available at this section
- NA No data available



Horse/Jockey Name	Forebears
Final Rank	10
Fastest Section Time (Section)	0:08.68 (Overall)
Top Speed [km/h] (Section)	64.8 (800m)
Race State	Finished



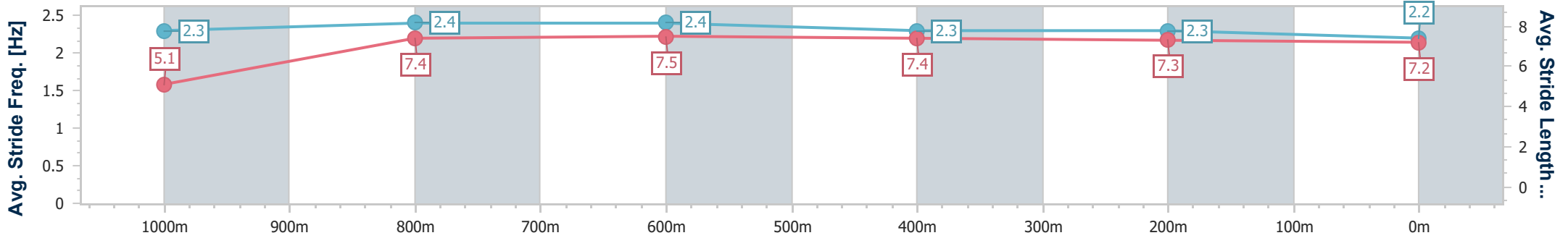
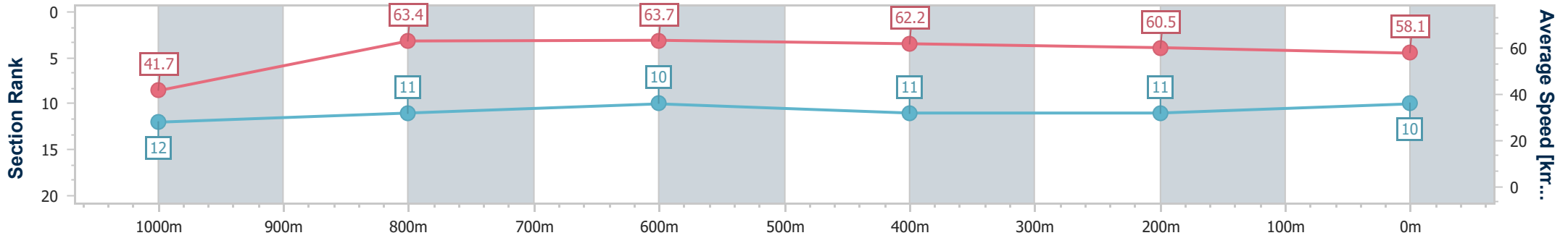
Toowoomba QLD Professional  
 Race 3: EASTCOAST CONCRETE CONTRACTORS RATINGS  
 BAND 0 - 58 Handicap - 1100m



23 November 2024 - 17:04

Track Rating: Soft 5, Weather: Fine, Rail Position: +1m Entire

Section	Overall	1000m	800m	600m	400m	200m
Section Times	1:07.72 [10] (0:08.68)	0:59.04 [12] (0:11.53)	0:47.51 [11] (0:11.42)	0:36.09 [10] (0:11.69)	0:24.40 [11] (0:12.00)	0:12.40 [11] (0:12.40)
Average Speed [km/h]	41.7	63.4	63.7	62.2	60.5	58.1
Top Speed [km/h]	63.1	64.3	64.8	64.2	61.2	59.6
Avg. Dist. to Rail [m]	11.0	4.5	3.1	2.3	3.1	5.6
Avg. Stride Freq. [Hz]	2.3	2.4	2.4	2.3	2.3	2.2
Avg. Stride Length [m]	5.1	7.4	7.5	7.4	7.3	7.2



- [ ] Ranking at each section and finish
- .-.- No data available at this section
- NA No data available





Horse/Jockey Name	It's Hells Bells
Final Rank	11
Fastest Section Time (Section)	0:08.05 (Overall)
Top Speed [km/h] (Section)	66.4 (800m)
Race State	Finished



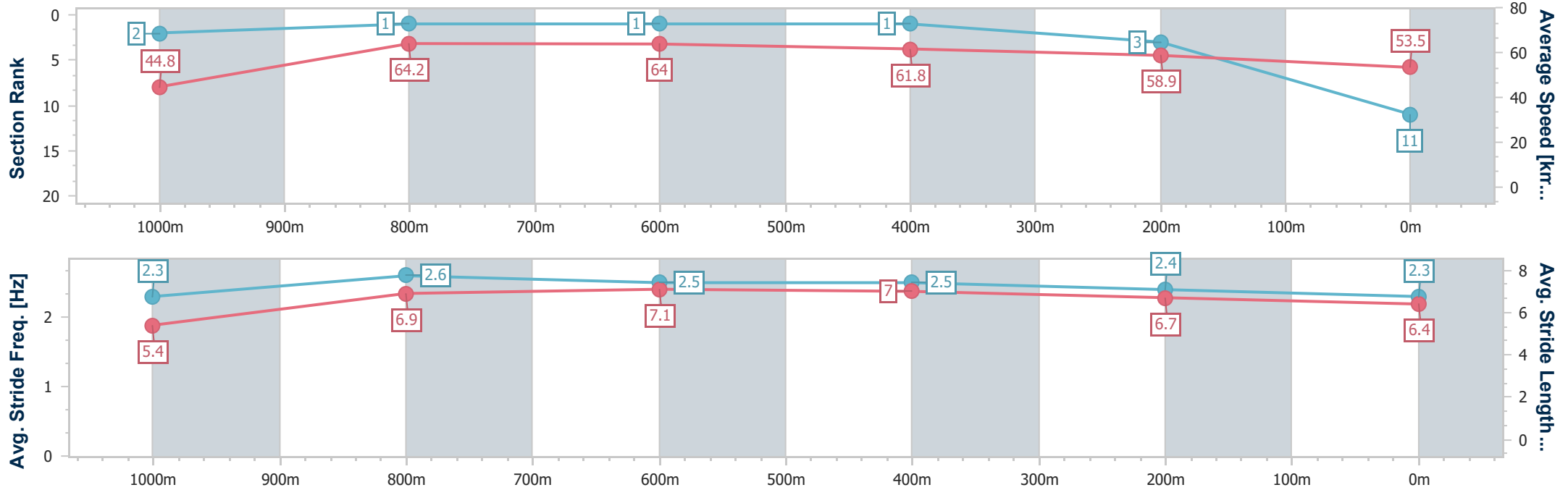
Toowoomba QLD Professional  
 Race 3: EASTCOAST CONCRETE CONTRACTORS RATINGS  
 BAND 0 - 58 Handicap - 1100m



23 November 2024 - 17:04

Track Rating: Soft 5, Weather: Fine, Rail Position: +1m Entire

Section	Overall	1000m	800m	600m	400m	200m
Section Times	1:07.80 [11] (0:08.05)	0:59.75 [2] (0:11.14)	0:48.61 [1] (0:11.25)	0:37.36 [1] (0:11.73)	0:25.63 [1] (0:12.18)	0:13.45 [3] (0:13.45)
Average Speed [km/h]	44.8	64.2	64.0	61.8	58.9	53.5
Top Speed [km/h]	61.7	66.2	66.4	64.1	61.4	56.9
Avg. Dist. to Rail [m]	1.3	1.3	1.1	1.1	0.5	0.9
Avg. Stride Freq. [Hz]	2.3	2.6	2.5	2.5	2.4	2.3
Avg. Stride Length [m]	5.4	6.9	7.1	7.0	6.7	6.4



- [ ] Ranking at each section and finish
- .-.- No data available at this section
- NA No data available



Horse/Jockey Name	Orsetto
Final Rank	12
Fastest Section Time (Section)	0:08.35 (Overall)
Top Speed [km/h] (Section)	65.1 (1000m)
Race State	Finished



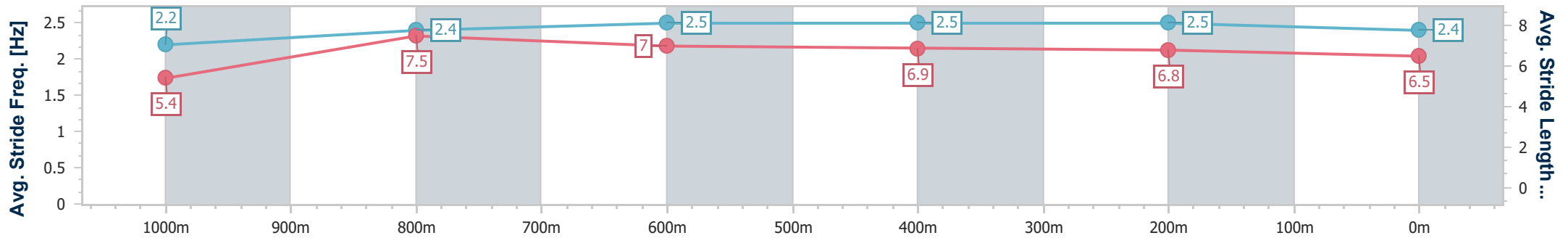
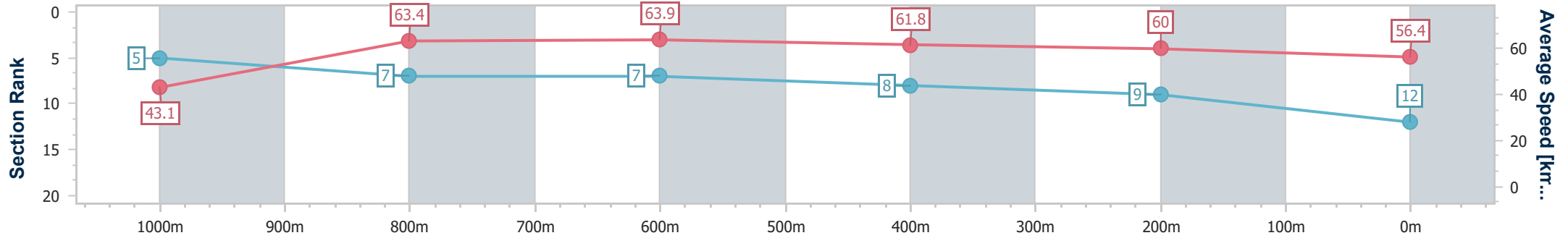
Toowoomba QLD Professional  
 Race 3: EASTCOAST CONCRETE CONTRACTORS RATINGS  
 BAND 0 - 58 Handicap - 1100m



23 November 2024 - 17:04

Track Rating: Soft 5, Weather: Fine, Rail Position: +1m Entire

Section	Overall	1000m	800m	600m	400m	200m
Section Times	1:07.87 [12] (0:08.35)	0:59.52 [5] (0:11.48)	0:48.04 [7] (0:11.41)	0:36.63 [7] (0:11.78)	0:24.85 [8] (0:12.08)	0:12.77 [9] (0:12.77)
Average Speed [km/h]	43.1	63.4	63.9	61.8	60.0	56.4
Top Speed [km/h]	60.6	65.1	64.9	62.7	61.7	59.1
Avg. Dist. to Rail [m]	9.7	4.4	3.7	1.9	3.2	5.2
Avg. Stride Freq. [Hz]	2.2	2.4	2.5	2.5	2.5	2.4
Avg. Stride Length [m]	5.4	7.5	7.0	6.9	6.8	6.5



- [ ] Ranking at each section and finish
- .-.- No data available at this section
- NA No data available



Horse/Jockey Name	Gaelic Thunder
Final Rank	13
Fastest Section Time (Section)	0:08.41 (Overall)
Top Speed [km/h] (Section)	64.3 (1000m)
Race State	Finished



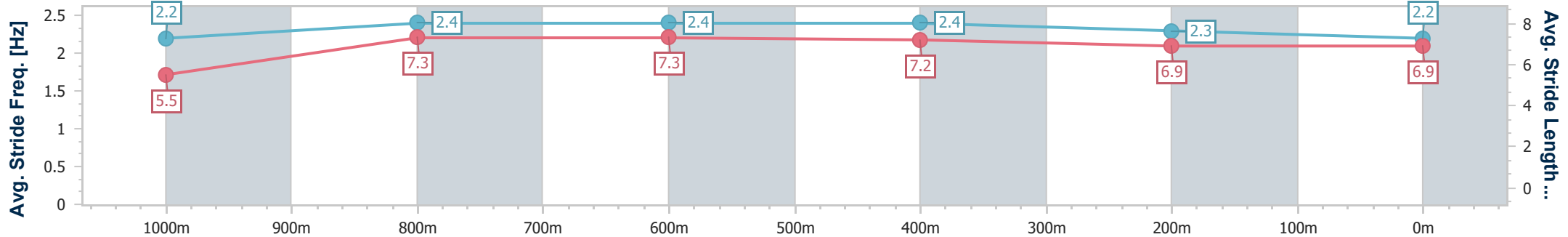
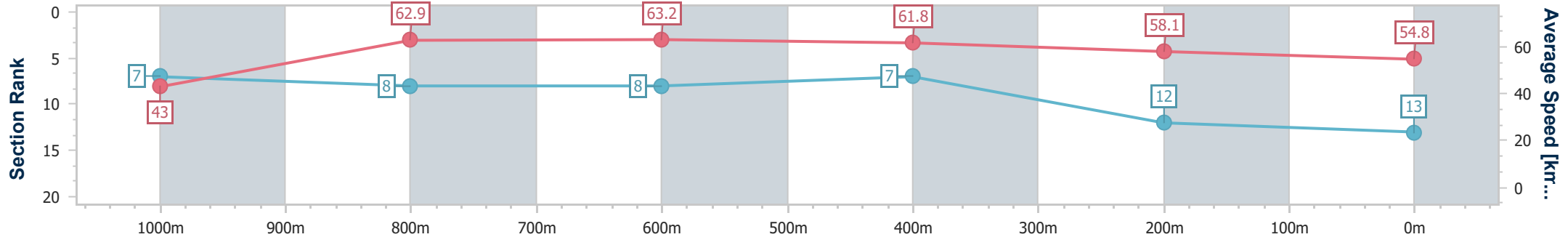
Toowoomba QLD Professional  
 Race 3: EASTCOAST CONCRETE CONTRACTORS RATINGS  
 BAND 0 - 58 Handicap - 1100m



23 November 2024 - 17:04

Track Rating: Soft 5, Weather: Fine, Rail Position: +1m Entire

Section	Overall	1000m	800m	600m	400m	200m
Section Times	1:08.46 [13] (0:08.41)	1:00.05 [7] (0:11.47)	0:48.58 [8] (0:11.47)	0:37.11 [8] (0:11.59)	0:25.52 [7] (0:12.39)	0:13.13 [12] (0:13.13)
Average Speed [km/h]	43.0	62.9	63.2	61.8	58.1	54.8
Top Speed [km/h]	59.7	64.3	63.9	63.5	60.4	56.8
Avg. Dist. to Rail [m]	2.9	1.2	1.3	0.5	0.4	1.6
Avg. Stride Freq. [Hz]	2.2	2.4	2.4	2.4	2.3	2.2
Avg. Stride Length [m]	5.5	7.3	7.3	7.2	6.9	6.9



- [ ] Ranking at each section and finish
- .-.- No data available at this section
- NA No data available



Horse/Jockey Name	Steller Eagle
Final Rank	14
Fastest Section Time (Section)	0:08.81 (Overall)
Top Speed [km/h] (Section)	65.2 (800m)
Race State	Finished



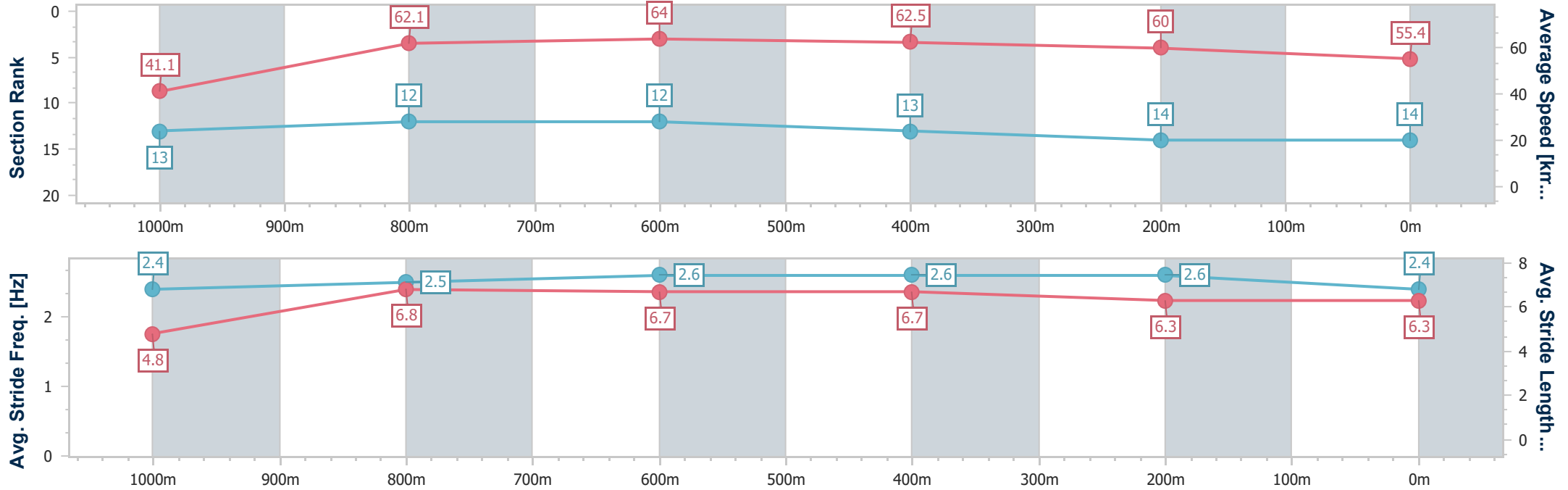
Toowoomba QLD Professional  
 Race 3: EASTCOAST CONCRETE CONTRACTORS RATINGS  
 BAND 0 - 58 Handicap - 1100m



23 November 2024 - 17:04

Track Rating: Soft 5, Weather: Fine, Rail Position: +1m Entire

Section	Overall	1000m	800m	600m	400m	200m
Section Times	1:08.84 [14] (0:08.81)	1:00.03 [13] (0:11.52)	0:48.51 [12] (0:11.34)	0:37.17 [12] (0:11.79)	0:25.38 [13] (0:12.34)	0:13.04 [14] (0:13.04)
Average Speed [km/h]	41.1	62.1	64.0	62.5	60.0	55.4
Top Speed [km/h]	61.7	64.2	65.2	64.2	61.9	57.5
Avg. Dist. to Rail [m]	13.7	2.8	2.6	4.2	8.5	5.6
Avg. Stride Freq. [Hz]	2.4	2.5	2.6	2.6	2.6	2.4
Avg. Stride Length [m]	4.8	6.8	6.7	6.7	6.3	6.3



- [ ] Ranking at each section and finish
- .-.- No data available at this section
- NA No data available



# Toowoomba QLD Professional

## Race 4: AUSTMIX AUSTRALIA BENCHMARK 58 Handicap - 1625m

23 November 2024 - 17:38



Track Rating: Soft 5, Weather: Fine, Rail Position: +1m Entire

Section														
Field Times	Overall	1400m	1200m	1000m	800m	600m	400m	Last 600m						
	1:41.24 (0:15.22)	1:26.02 (0:10.94)	1:15.08 (0:12.06)	1:03.02 (0:12.72)	0:50.30 (0:12.75)	0:37.55 (0:12.61)	0:24.94 (0:12.38)	0:37.55						
Rank	TAB	Horse/Jockey	Barrier	Top Speed [km/h]	Fastest Section									Distance Travelled [m]
1	1	MARTEDI Nozi Tomizawa	2	66.5 Overall	0:11.30 1400m	1:41.24 [1] (0:15.65)	1:25.59 [4] (0:11.30)	1:14.29 [5] (0:11.96)	1:02.33 [5] (0:12.61)	0:49.72 [5] (0:12.53)	0:37.19 [5] (0:12.30)	0:24.89 [3] (0:12.33)	0:37.19	
2	9	ROMANTIC THOUGHTS Michael Murphy	1	66.7 1400m	0:11.48 1400m	1:41.36 [2] (0:15.55)	1:25.81 [3] (0:11.48)	1:14.33 [6] (0:11.94)	1:02.39 [6] (0:12.73)	0:49.66 [6] (0:12.58)	0:37.08 [6] (0:12.41)	0:24.67 [6] (0:12.30)	0:37.08	-1
3	11	LYNCHED Karl Zechner	7	64.9 1400m	0:11.63 1400m	1:41.49 [3] (0:15.98)	1:25.51 [10] (0:11.63)	1:13.88 [10] (0:11.92)	1:01.96 [10] (0:12.69)	0:49.27 [10] (0:12.54)	0:36.73 [10] (0:12.35)	0:24.38 [10] (0:12.36)	0:36.73	-4
4	3	DEL CAMPO Kenji Yoshida	4	68.0 1400m	0:11.22 1400m	1:41.67 [4] (0:15.66)	1:26.01 [5] (0:11.22)	1:14.79 [4] (0:11.89)	1:02.90 [4] (0:12.67)	0:50.23 [4] (0:12.60)	0:37.63 [4] (0:12.53)	0:25.10 [4] (0:12.43)	0:37.63	-2
5	10	UNIQUE ELLE Montanna Savva	6	68.3 Overall	0:11.33 1400m	1:41.73 [5] (0:15.94)	1:25.79 [9] (0:11.33)	1:14.46 [8] (0:11.92)	1:02.54 [8] (0:12.97)	0:49.57 [9] (0:12.47)	0:37.10 [8] (0:12.28)	0:24.82 [8] (0:12.38)	0:37.10	+2
6	6	SAVVY BEE Rob Thorburn	8	69.3 1400m	0:11.38 1400m	1:41.74 [6] (0:15.44)	1:26.30 [2] (0:11.38)	1:14.92 [3] (0:11.90)	1:03.02 [2] (0:12.71)	0:50.31 [3] (0:12.55)	0:37.76 [3] (0:12.32)	0:25.44 [1] (0:12.52)	0:37.76	+3
7	12	CONTESSA NILE Georgina Cartwright	11	64.2 1400m	0:11.63 1400m	1:41.83 [7] (0:16.06)	1:25.77 [11] (0:11.63)	1:14.14 [11] (0:11.84)	1:02.30 [11] (0:12.87)	0:49.43 [11] (0:12.48)	0:36.95 [11] (0:12.30)	0:24.65 [11] (0:12.42)	0:36.95	+4
8	2	MAC MONTY Chelsea Baker	9	66.1 Overall	0:11.52 1400m	1:41.89 [8] (0:15.72)	1:26.17 [7] (0:11.52)	1:14.65 [7] (0:11.92)	1:02.73 [7] (0:12.76)	0:49.97 [7] (0:12.41)	0:37.56 [7] (0:12.46)	0:25.10 [7] (0:12.43)	0:37.56	+8
9	13	MY DAY Damien Boutet	3	64.9 Overall	0:11.50 1400m	1:42.31 [9] (0:15.86)	1:26.45 [8] (0:11.50)	1:14.95 [9] (0:11.90)	1:03.05 [9] (0:12.76)	0:50.29 [8] (0:12.64)	0:37.65 [9] (0:12.33)	0:25.32 [9] (0:12.53)	0:37.65	-8
10	5	DUN WITH ROSES Nathan Fazackerley	5	69.0 1400m	0:10.94 1400m	1:42.41 [10] (0:15.22)	1:27.19 [1] (0:10.94)	1:16.25 [1] (0:12.06)	1:04.19 [1] (0:12.72)	0:51.47 [1] (0:12.75)	0:38.72 [1] (0:12.63)	0:26.09 [2] (0:12.90)	0:38.72	-5

Scratched: Decarbonise (#7), Forum One (#8)

[ ] Ranking at each section and finish  
 -:-:- No data available at this section  
 NA No data available

SCN Saddle cloth number  
 DNF Did not finish  
 DNT Did not track



# Toowoomba QLD Professional

## Race 4: AUSTMIX AUSTRALIA BENCHMARK 58 Handicap - 1625m

23 November 2024 - 17:38



Track Rating: Soft 5, Weather: Fine, Rail Position: +1m Entire

Section	Overall	1400m	1200m	1000m	800m	600m	400m	Last 600m						
Field Times	1:41.24 (0:15.22)	1:26.02 (0:10.94)	1:15.08 (0:12.06)	1:03.02 (0:12.72)	0:50.30 (0:12.75)	0:37.55 (0:12.61)	0:24.94 (0:12.38)	0:37.55						
Rank	TAB	Horse/Jockey	Barrier	Top Speed [km/h]	Fastest Section				Distance Travelled [m]					
11	4	CALM BUCKLE Les Tilley	10	68.2 1400m	0:11.12 1400m	1:43.34 [11] (0:15.68)	1:27.66 [6] (0:11.12)	1:16.54 [2] (0:11.94)	1:04.60 [3] (0:12.64)	0:51.96 [2] (0:12.57)	0:39.39 [2] (0:12.71)	0:26.68 [5] (0:12.92)	0:39.39	+7

Scratched: Decarbonise (#7), Forum One (#8)



# Toowoomba QLD Professional

## Race 4: AUSTMIX AUSTRALIA BENCHMARK 58 Handicap - 1625m

23 November 2024 - 17:38



Track Rating: Soft 5, Weather: Fine, Rail Position: +1m Entire

Section							200m			Last 600m
Field Times							0:12.56			0:37.55
							(0:12.56)			
Rank	TAB	Horse/Jockey	Barrier	Top Speed [km/h]	Fastest Section	Margin			Distance Travelled [m]	
1	1	<b>MARTEDI</b> Nozi Tomizawa	2	66.5 Overall	0:11.30 1400m	0:12.56 [1] (0:12.56)	1:41.24		0:37.19	
2	9	<b>ROMANTIC THOUGHTS</b> Michael Murphy	1	66.7 1400m	0:11.48 1400m	0:12.37 [3] (0:12.37)	0.5L		0:37.08 -1	
3	11	<b>LYNCHED</b> Karl Zechner	7	64.9 1400m	0:11.63 1400m	0:12.02 [8] (0:12.02)	1.3L		0:36.73 -4	
4	3	<b>DEL CAMPO</b> Kenji Yoshida	4	68.0 1400m	0:11.22 1400m	0:12.67 [4] (0:12.67)	2.3L		0:37.63 -2	
5	10	<b>UNIQUE ELLE</b> Montanna Savva	6	68.3 Overall	0:11.33 1400m	0:12.44 [7] (0:12.44)	2.6L		0:37.10 +2	
6	6	<b>SAVVY BEE</b> Rob Thorburn	8	69.3 1400m	0:11.38 1400m	0:12.92 [2] (0:12.92)	2.7L		0:37.76 +3	
7	12	<b>CONTESSA NILE</b> Georgina Cartwright	11	64.2 1400m	0:11.63 1400m	0:12.23 [11] (0:12.23)	3.1L		0:36.95 +4	
8	2	<b>MAC MONTY</b> Chelsea Baker	9	66.1 Overall	0:11.52 1400m	0:12.67 [6] (0:12.67)	3.3L		0:37.56 +8	
9	13	<b>MY DAY</b> Damien Boutet	3	64.9 Overall	0:11.50 1400m	0:12.79 [9] (0:12.79)	5.6L		0:37.65 -8	
10	5	<b>DUN WITH ROSES</b> Nathan Fazackerley	5	69.0 1400m	0:10.94 1400m	0:13.19 [5] (0:13.19)	6.1L		0:38.72 -5	

Scratched: Decarbonise (#7), Forum One (#8)

[ ] Ranking at each section and finish  
 -:-:- No data available at this section  
 NA No data available

SCN Saddle cloth number  
 DNF Did not finish  
 DNT Did not track



# Toowoomba QLD Professional

## Race 4: AUSTMIX AUSTRALIA BENCHMARK 58 Handicap - 1625m

23 November 2024 - 17:38



Track Rating: Soft 5, Weather: Fine, Rail Position: +1m Entire

Section				200m				Last 600m		
Field Times				0:12.56 (0:12.56)				0:37.55		
Rank	TAB	Horse/Jockey	Barrier	Top Speed [km/h]	Fastest Section	Margin			Distance Travelled [m]	
11	4	CALM BUCKLE	10	68.2	0:11.12	0:13.76 [10]	11.4L		0:39.39	+7
		Les Tilley		1400m	1400m	(0:13.76)				

Scratched: Decarbonise (#7), Forum One (#8)

[ ] Ranking at each section and finish  
 -:-:- No data available at this section  
 NA No data available

SCN Saddle cloth number  
 DNF Did not finish  
 DNT Did not track





Horse/Jockey Name	Martedi
Final Rank	1
Fastest Section Time (Section)	0:11.30 (1400m)
Top Speed [km/h] (Section)	66.5 (Overall)
Race State	Finished



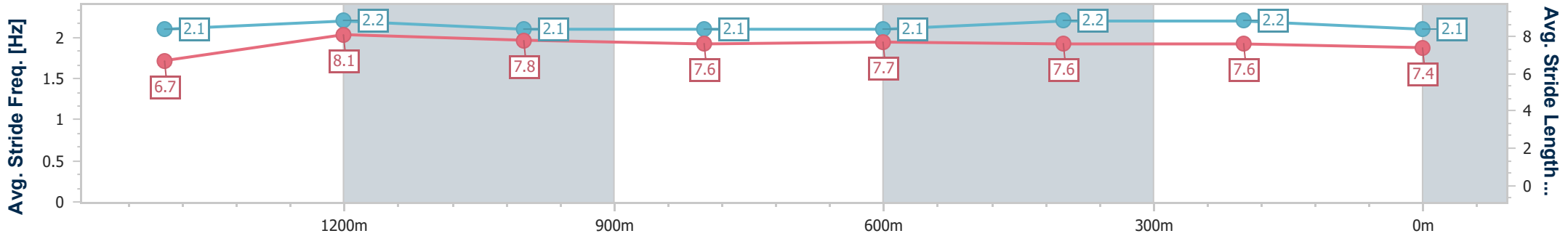
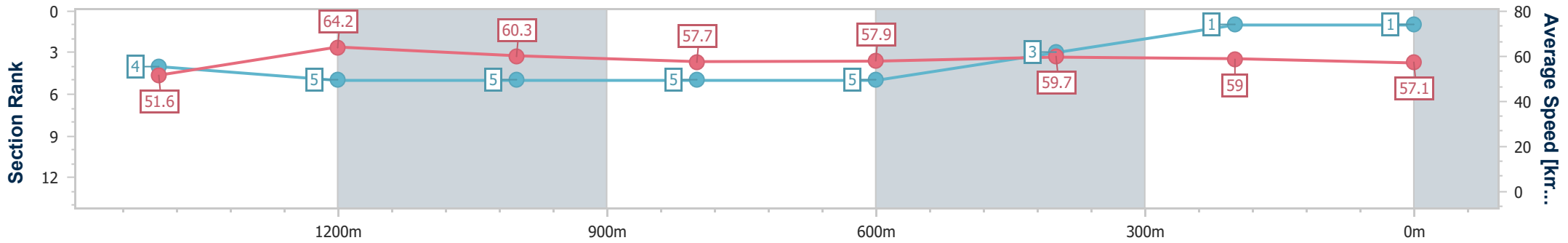
Toowoomba QLD Professional  
Race 4: AUSTMIX AUSTRALIA BENCHMARK 58 Handicap - 1625m



23 November 2024 - 17:38

Track Rating: Soft 5, Weather: Fine, Rail Position: +1m Entire

Section	Overall	1400m	1200m	1000m	800m	600m	400m	200m						
Section Times	1:41.24 [1] (0:15.65)	1:25.59 [4] (0:11.30)	1:14.29 [5] (0:11.96)	1:02.33 [5] (0:12.61)	0:49.72 [5] (0:12.53)	0:37.19 [5] (0:12.30)	0:24.89 [3] (0:12.33)	0:12.56 [1] (0:12.56)						
Average Speed [km/h]	51.6	64.2	60.3	57.7	57.9	59.7	59.0	57.1						
Top Speed [km/h]	66.5	66.1	62.1	59.5	59.9	61.5	59.9	58.4						
Avg. Dist. to Rail [m]	1.6	1.4	2.7	2.4	3.4	3.8	2.6	2.2						
Avg. Stride Freq. [Hz]	2.1	2.2	2.1	2.1	2.1	2.2	2.2	2.1						
Avg. Stride Length [m]	6.7	8.1	7.8	7.6	7.7	7.6	7.6	7.4						



- [ ] Ranking at each section and finish
- .-.- No data available at this section
- NA No data available



Horse/Jockey Name	Romantic Thoughts
Final Rank	2
Fastest Section Time (Section)	0:11.48 (1400m)
Top Speed [km/h] (Section)	66.7 (1400m)
Race State	Finished



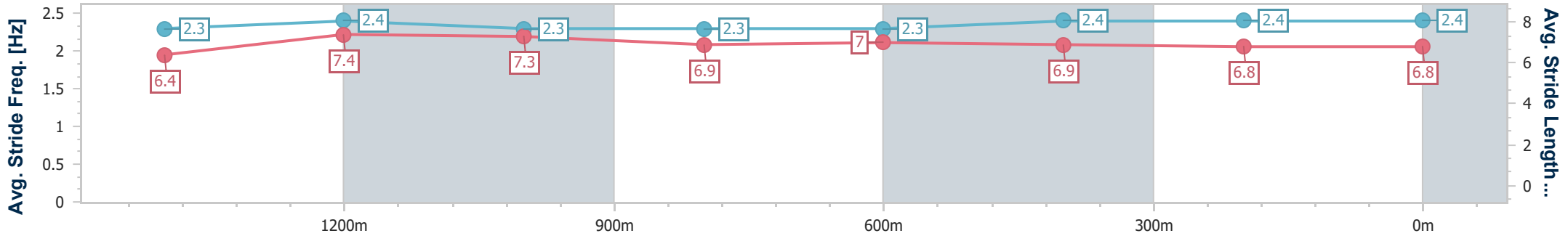
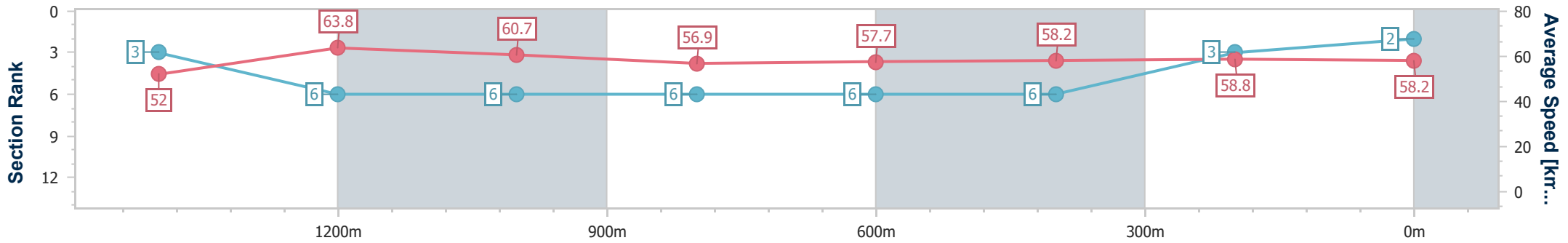
Toowoomba QLD Professional  
Race 4: AUSTMIX AUSTRALIA BENCHMARK 58 Handicap - 1625m



23 November 2024 - 17:38

Track Rating: Soft 5, Weather: Fine, Rail Position: +1m Entire

Section	Overall	1400m	1200m	1000m	800m	600m	400m	200m					
Section Times	1:41.36 [2] (0:15.55)	1:25.81 [3] (0:11.48)	1:14.33 [6] (0:11.94)	1:02.39 [6] (0:12.73)	0:49.66 [6] (0:12.58)	0:37.08 [6] (0:12.41)	0:24.67 [6] (0:12.30)	0:12.37 [3] (0:12.37)					
Average Speed [km/h]	52.0	63.8	60.7	56.9	57.7	58.2	58.8	58.2					
Top Speed [km/h]	66.4	66.7	63.1	58.6	60.0	59.4	60.1	59.8					
Avg. Dist. to Rail [m]	1.5	2.6	4.7	3.3	1.9	0.9	1.9	3.0					
Avg. Stride Freq. [Hz]	2.3	2.4	2.3	2.3	2.3	2.4	2.4	2.4					
Avg. Stride Length [m]	6.4	7.4	7.3	6.9	7.0	6.9	6.8	6.8					



- [ ] Ranking at each section and finish
- .-.- No data available at this section
- NA No data available



Horse/Jockey Name	Lynched
Final Rank	3
Fastest Section Time (Section)	0:11.63 (1400m)
Top Speed [km/h] (Section)	64.9 (1400m)
Race State	Finished



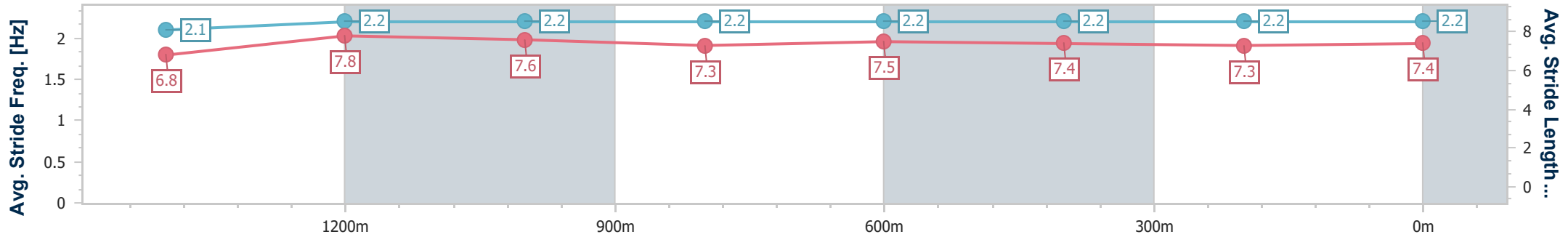
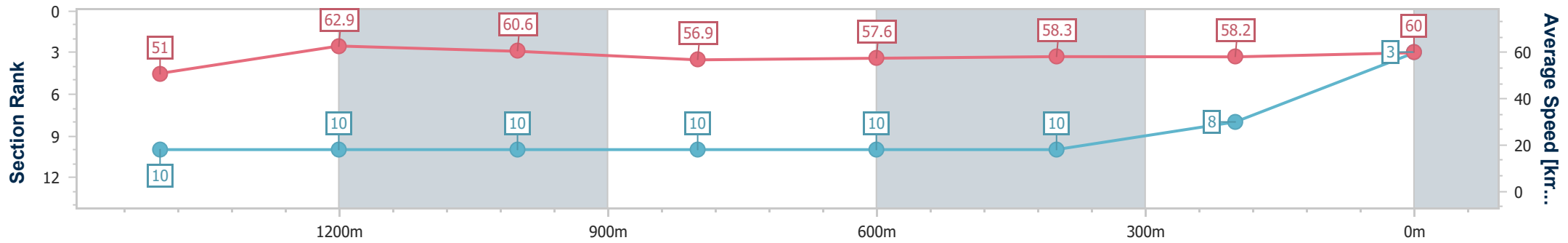
Toowoomba QLD Professional  
 Race 4: AUSTMIX AUSTRALIA BENCHMARK 58 Handicap - 1625m



23 November 2024 - 17:38

Track Rating: Soft 5, Weather: Fine, Rail Position: +1m Entire

Section	Overall	1400m	1200m	1000m	800m	600m	400m	200m
Section Times	1:41.49 [3] (0:15.98)	1:25.51 [10] (0:11.63)	1:13.88 [10] (0:11.92)	1:01.96 [10] (0:12.69)	0:49.27 [10] (0:12.54)	0:36.73 [10] (0:12.35)	0:24.38 [10] (0:12.36)	0:12.02 [8] (0:12.02)
Average Speed [km/h]	51.0	62.9	60.6	56.9	57.6	58.3	58.2	60.0
Top Speed [km/h]	64.6	64.9	62.0	59.3	59.2	59.7	59.7	63.3
Avg. Dist. to Rail [m]	5.4	2.5	1.8	0.6	1.5	0.4	0.5	1.1
Avg. Stride Freq. [Hz]	2.1	2.2	2.2	2.2	2.2	2.2	2.2	2.2
Avg. Stride Length [m]	6.8	7.8	7.6	7.3	7.5	7.4	7.3	7.4



- [ ] Ranking at each section and finish
- .-.- No data available at this section
- NA No data available



Horse/Jockey Name	Del Campo
Final Rank	4
Fastest Section Time (Section)	0:11.22 (1400m)
Top Speed [km/h] (Section)	68.0 (1400m)
Race State	Finished



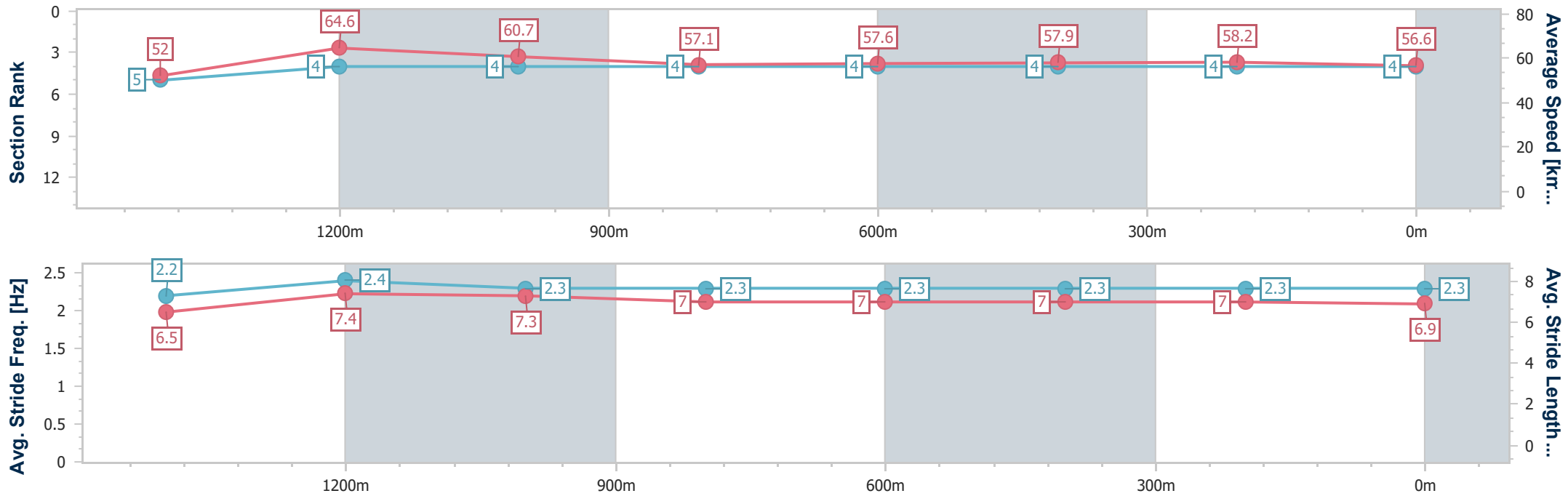
Toowoomba QLD Professional  
Race 4: AUSTMIX AUSTRALIA BENCHMARK 58 Handicap - 1625m



23 November 2024 - 17:38

Track Rating: Soft 5, Weather: Fine, Rail Position: +1m Entire

Section	Overall	1400m	1200m	1000m	800m	600m	400m	200m
Section Times	1:41.67 [4] (0:15.66)	1:26.01 [5] (0:11.22)	1:14.79 [4] (0:11.89)	1:02.90 [4] (0:12.67)	0:50.23 [4] (0:12.60)	0:37.63 [4] (0:12.53)	0:25.10 [4] (0:12.43)	0:12.67 [4] (0:12.67)
Average Speed [km/h]	52.0	64.6	60.7	57.1	57.6	57.9	58.2	56.6
Top Speed [km/h]	67.4	68.0	62.8	58.8	59.5	59.2	59.9	57.9
Avg. Dist. to Rail [m]	4.7	1.0	1.6	1.7	1.8	2.0	1.3	0.5
Avg. Stride Freq. [Hz]	2.2	2.4	2.3	2.3	2.3	2.3	2.3	2.3
Avg. Stride Length [m]	6.5	7.4	7.3	7.0	7.0	7.0	7.0	6.9



- [ ] Ranking at each section and finish
- .-.- No data available at this section
- NA No data available



Horse/Jockey Name	Unique Elle
Final Rank	5
Fastest Section Time (Section)	0:11.33 (1400m)
Top Speed [km/h] (Section)	68.3 (Overall)
Race State	Finished



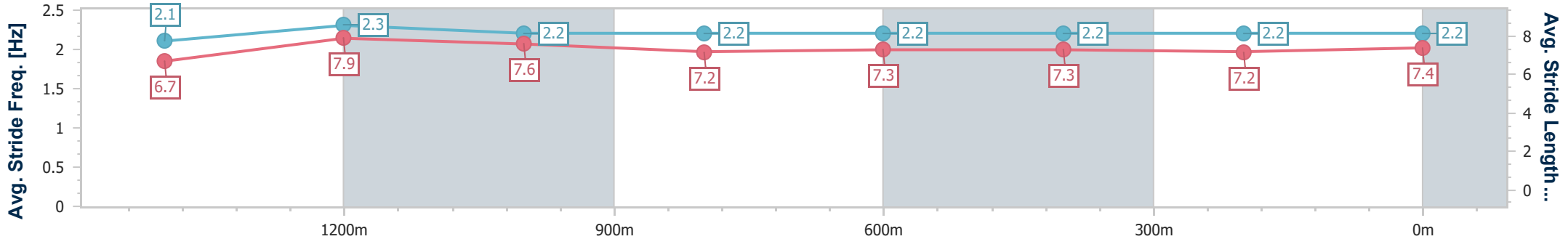
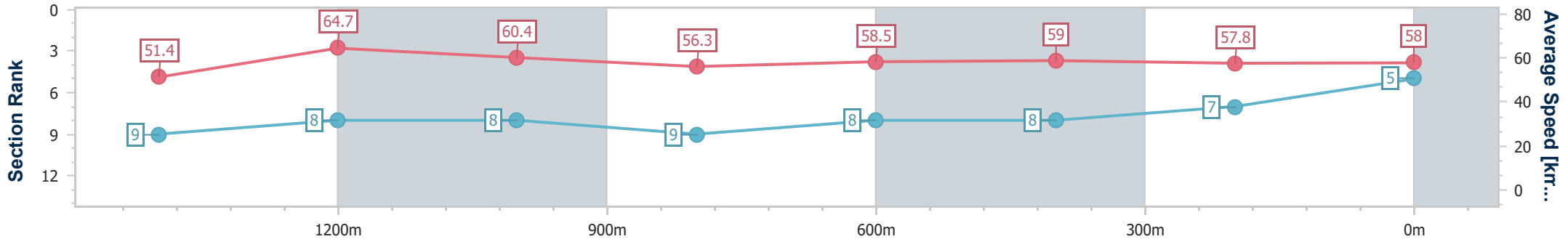
Toowoomba QLD Professional  
 Race 4: AUSTMIX AUSTRALIA BENCHMARK 58 Handicap - 1625m



23 November 2024 - 17:38

Track Rating: Soft 5, Weather: Fine, Rail Position: +1m Entire

Section	Overall	1400m	1200m	1000m	800m	600m	400m	200m
Section Times	1:41.73 [5] (0:15.94)	1:25.79 [9] (0:11.33)	1:14.46 [8] (0:11.92)	1:02.54 [8] (0:12.97)	0:49.57 [9] (0:12.47)	0:37.10 [8] (0:12.28)	0:24.82 [8] (0:12.38)	0:12.44 [7] (0:12.44)
Average Speed [km/h]	51.4	64.7	60.4	56.3	58.5	59.0	57.8	58.0
Top Speed [km/h]	68.3	68.1	62.7	59.2	59.9	60.8	58.9	59.6
Avg. Dist. to Rail [m]	7.2	3.4	4.3	3.7	2.5	1.2	0.5	0.6
Avg. Stride Freq. [Hz]	2.1	2.3	2.2	2.2	2.2	2.2	2.2	2.2
Avg. Stride Length [m]	6.7	7.9	7.6	7.2	7.3	7.3	7.2	7.4



- [ ] Ranking at each section and finish
- .-.-.- No data available at this section
- NA No data available



Horse/Jockey Name	Savvy Bee
Final Rank	6
Fastest Section Time (Section)	0:11.38 (1400m)
Top Speed [km/h] (Section)	69.3 (1400m)
Race State	Finished



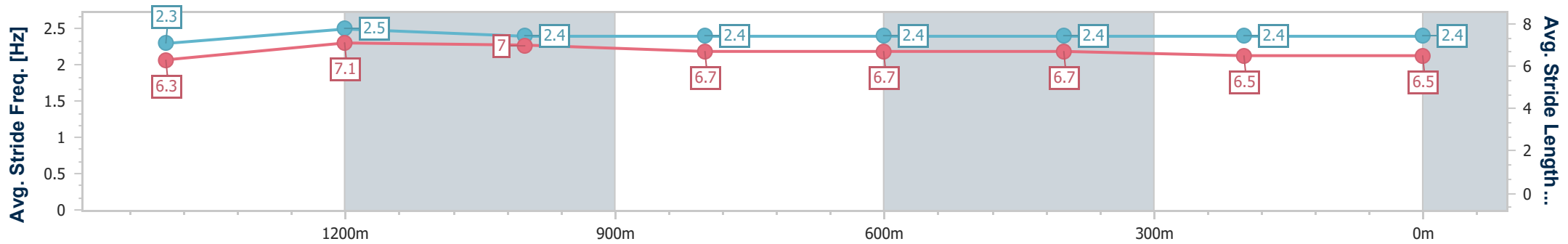
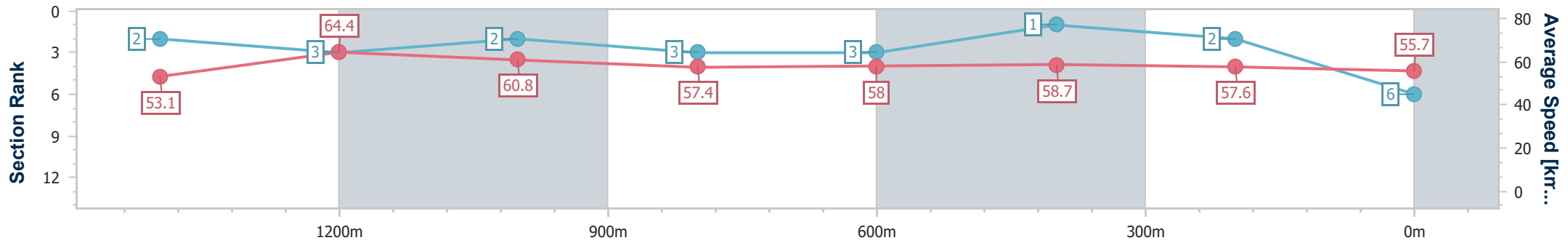
Toowoomba QLD Professional  
Race 4: AUSTMIX AUSTRALIA BENCHMARK 58 Handicap - 1625m



23 November 2024 - 17:38

Track Rating: Soft 5, Weather: Fine, Rail Position: +1m Entire

Section	Overall	1400m	1200m	1000m	800m	600m	400m	200m
Section Times	1:41.74 [6] (0:15.44)	1:26.30 [2] (0:11.38)	1:14.92 [3] (0:11.90)	1:03.02 [2] (0:12.71)	0:50.31 [3] (0:12.55)	0:37.76 [3] (0:12.32)	0:25.44 [1] (0:12.52)	0:12.92 [2] (0:12.92)
Average Speed [km/h]	53.1	64.4	60.8	57.4	58.0	58.7	57.6	55.7
Top Speed [km/h]	68.7	69.3	62.6	58.8	59.6	59.8	58.9	57.2
Avg. Dist. to Rail [m]	6.7	3.7	4.1	3.9	2.6	1.0	1.3	0.6
Avg. Stride Freq. [Hz]	2.3	2.5	2.4	2.4	2.4	2.4	2.4	2.4
Avg. Stride Length [m]	6.3	7.1	7.0	6.7	6.7	6.7	6.5	6.5



- [ ] Ranking at each section and finish
- .-.- No data available at this section
- NA No data available



Horse/Jockey Name	Contessa Nile
Final Rank	7
Fastest Section Time (Section)	0:11.63 (1400m)
Top Speed [km/h] (Section)	64.2 (1400m)
Race State	Finished



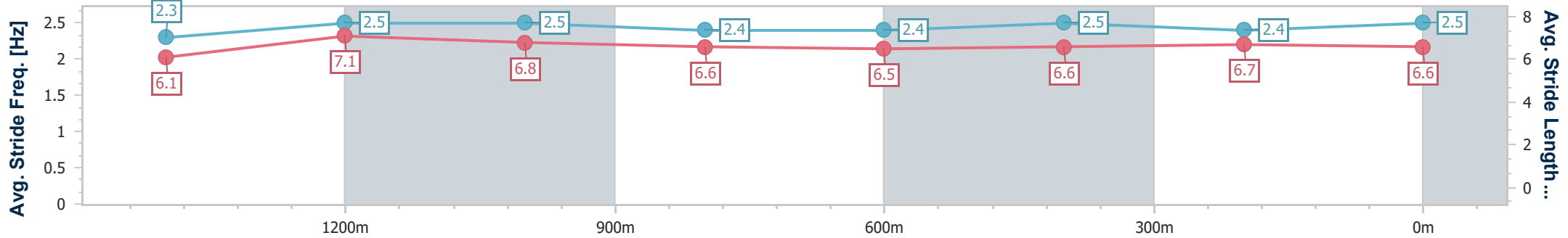
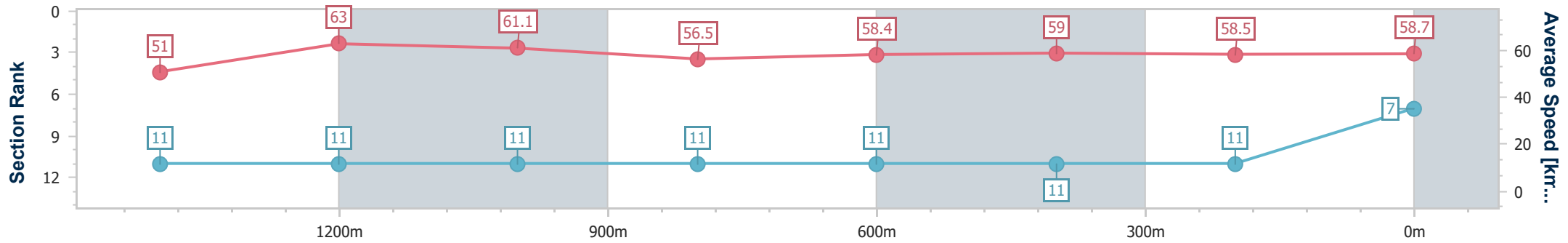
Toowoomba QLD Professional  
 Race 4: AUSTMIX AUSTRALIA BENCHMARK 58 Handicap - 1625m



23 November 2024 - 17:38

Track Rating: Soft 5, Weather: Fine, Rail Position: +1m Entire

Section	Overall	1400m	1200m	1000m	800m	600m	400m	200m
Section Times	1:41.83 [7] (0:16.06)	1:25.77 [11] (0:11.63)	1:14.14 [11] (0:11.84)	1:02.30 [11] (0:12.87)	0:49.43 [11] (0:12.48)	0:36.95 [11] (0:12.30)	0:24.65 [11] (0:12.42)	0:12.23 [11] (0:12.23)
Average Speed [km/h]	51.0	63.0	61.1	56.5	58.4	59.0	58.5	58.7
Top Speed [km/h]	63.1	64.2	63.8	58.5	61.3	61.0	59.6	59.5
Avg. Dist. to Rail [m]	8.2	2.6	3.8	3.2	2.7	2.1	2.4	3.7
Avg. Stride Freq. [Hz]	2.3	2.5	2.5	2.4	2.4	2.5	2.4	2.5
Avg. Stride Length [m]	6.1	7.1	6.8	6.6	6.5	6.6	6.7	6.6



- [ ] Ranking at each section and finish
- .-.- No data available at this section
- NA No data available



Horse/Jockey Name	Mac Monty
Final Rank	8
Fastest Section Time (Section)	0:11.52 (1400m)
Top Speed [km/h] (Section)	66.1 (Overall)
Race State	Finished



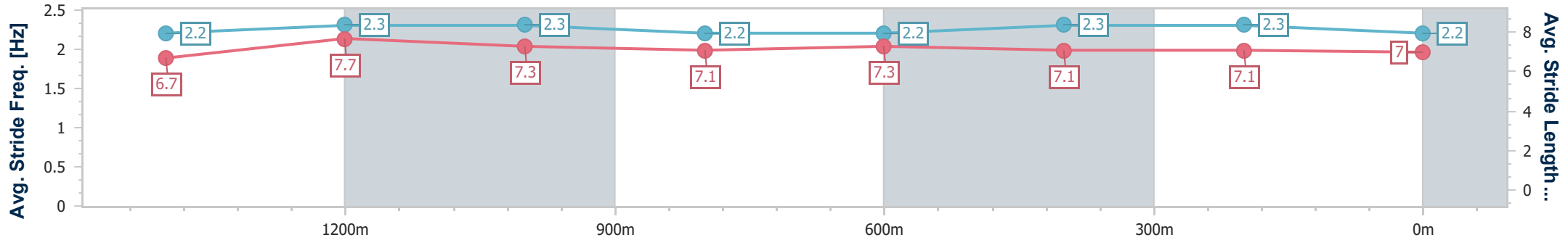
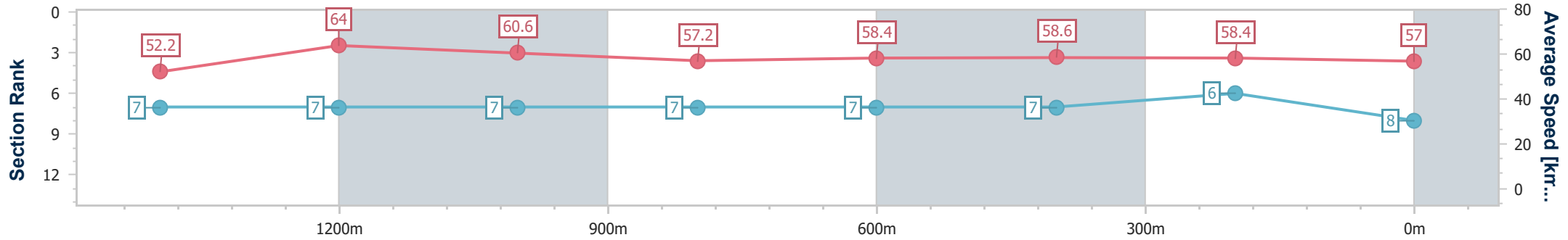
Toowoomba QLD Professional  
Race 4: AUSTMIX AUSTRALIA BENCHMARK 58 Handicap - 1625m



23 November 2024 - 17:38

Track Rating: Soft 5, Weather: Fine, Rail Position: +1m Entire

Section	Overall	1400m	1200m	1000m	800m	600m	400m	200m
Section Times	1:41.89 [8] (0:15.72)	1:26.17 [7] (0:11.52)	1:14.65 [7] (0:11.92)	1:02.73 [7] (0:12.76)	0:49.97 [7] (0:12.41)	0:37.56 [7] (0:12.46)	0:25.10 [7] (0:12.43)	0:12.67 [6] (0:12.67)
Average Speed [km/h]	52.2	64.0	60.6	57.2	58.4	58.6	58.4	57.0
Top Speed [km/h]	66.1	65.5	63.3	58.7	60.2	59.8	59.4	58.2
Avg. Dist. to Rail [m]	9.3	4.4	4.7	3.6	2.9	2.7	3.6	5.2
Avg. Stride Freq. [Hz]	2.2	2.3	2.3	2.2	2.2	2.3	2.3	2.2
Avg. Stride Length [m]	6.7	7.7	7.3	7.1	7.3	7.1	7.1	7.0



- [ ] Ranking at each section and finish
- .-.- No data available at this section
- NA No data available





Horse/Jockey Name	My Day
Final Rank	9
Fastest Section Time (Section)	0:11.50 (1400m)
Top Speed [km/h] (Section)	64.9 (Overall)
Race State	Finished



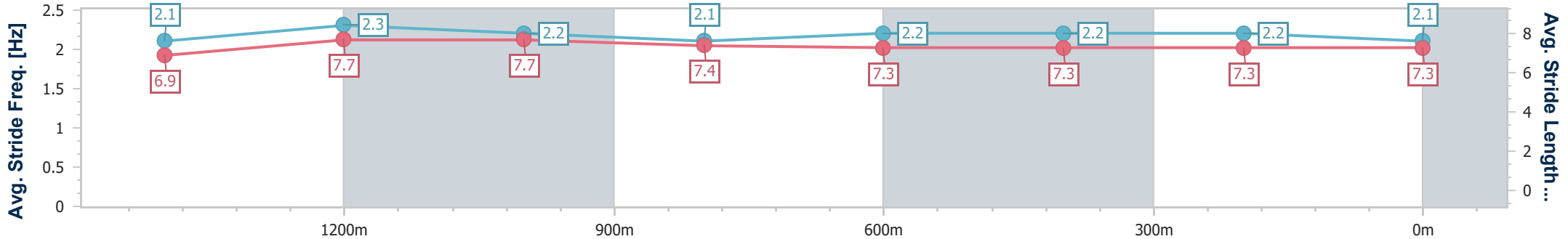
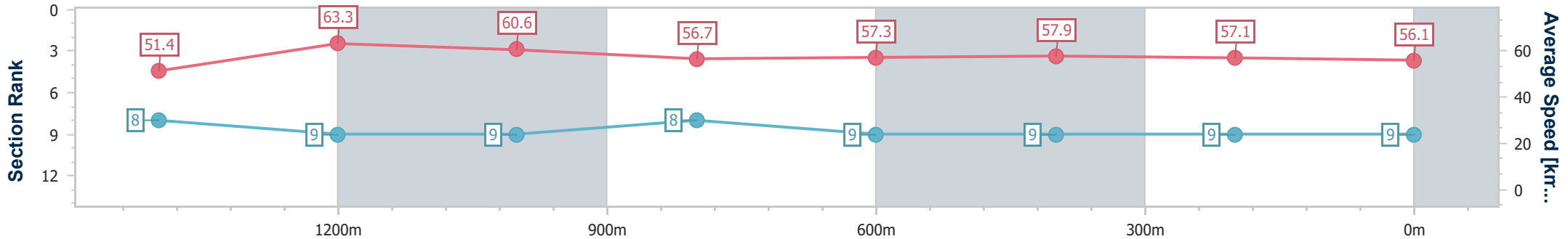
Toowoomba QLD Professional  
 Race 4: AUSTMIX AUSTRALIA BENCHMARK 58 Handicap - 1625m



23 November 2024 - 17:38

Track Rating: Soft 5, Weather: Fine, Rail Position: +1m Entire

Section	Overall	1400m	1200m	1000m	800m	600m	400m	200m
Section Times	1:42.31 [9] (0:15.86)	1:26.45 [8] (0:11.50)	1:14.95 [9] (0:11.90)	1:03.05 [9] (0:12.76)	0:50.29 [8] (0:12.64)	0:37.65 [9] (0:12.33)	0:25.32 [9] (0:12.53)	0:12.79 [9] (0:12.79)
Average Speed [km/h]	51.4	63.3	60.6	56.7	57.3	57.9	57.1	56.1
Top Speed [km/h]	64.9	64.4	62.2	59.1	59.2	59.4	57.6	57.6
Avg. Dist. to Rail [m]	4.5	1.8	1.8	1.1	0.9	1.1	2.1	0.7
Avg. Stride Freq. [Hz]	2.1	2.3	2.2	2.1	2.2	2.2	2.2	2.1
Avg. Stride Length [m]	6.9	7.7	7.7	7.4	7.3	7.3	7.3	7.3



- [ ] Ranking at each section and finish
- .-.- No data available at this section
- NA No data available



Horse/Jockey Name	Dun With Roses
Final Rank	10
Fastest Section Time (Section)	0:10.94 (1400m)
Top Speed [km/h] (Section)	69.0 (1400m)
Race State	Finished



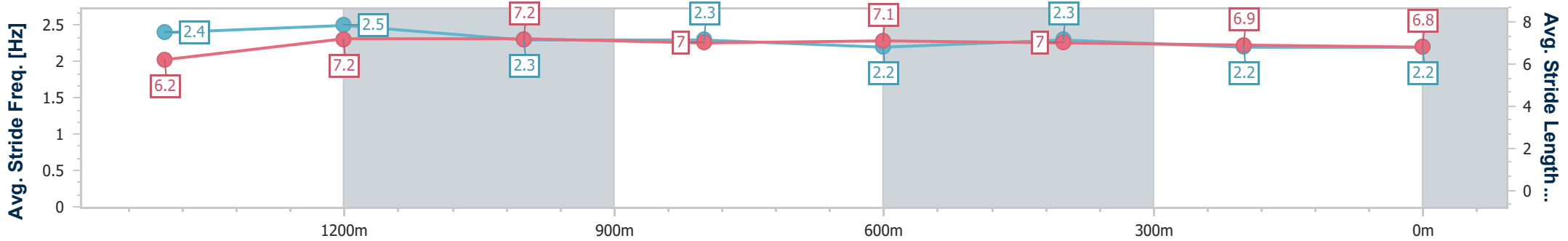
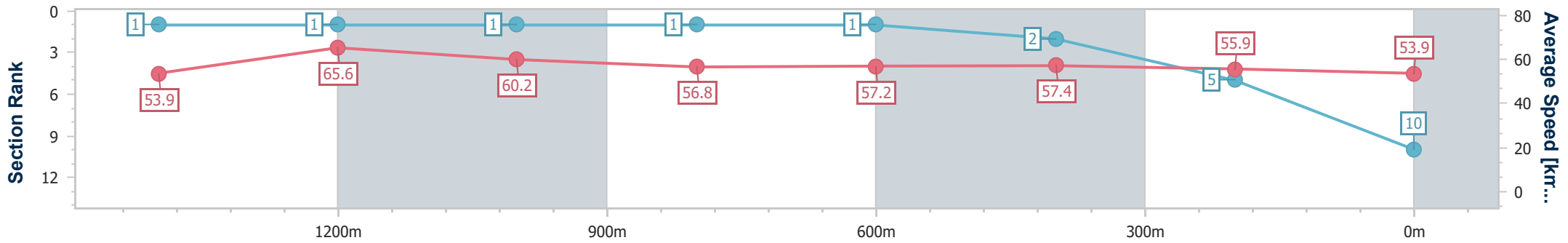
Toowoomba QLD Professional  
 Race 4: AUSTMIX AUSTRALIA BENCHMARK 58 Handicap - 1625m



23 November 2024 - 17:38

Track Rating: Soft 5, Weather: Fine, Rail Position: +1m Entire

Section	Overall	1400m	1200m	1000m	800m	600m	400m	200m
Section Times	1:42.41 [10] (0:15.22)	1:27.19 [1] (0:10.94)	1:16.25 [1] (0:12.06)	1:04.19 [1] (0:12.72)	0:51.47 [1] (0:12.75)	0:38.72 [1] (0:12.63)	0:26.09 [2] (0:12.90)	0:13.19 [5] (0:13.19)
Average Speed [km/h]	53.9	65.6	60.2	56.8	57.2	57.4	55.9	53.9
Top Speed [km/h]	65.1	69.0	67.2	60.6	57.7	58.7	57.9	56.8
Avg. Dist. to Rail [m]	5.4	0.9	1.2	1.2	0.5	0.3	0.8	0.9
Avg. Stride Freq. [Hz]	2.4	2.5	2.3	2.3	2.2	2.3	2.2	2.2
Avg. Stride Length [m]	6.2	7.2	7.2	7.0	7.1	7.0	6.9	6.8



- [ ] Ranking at each section and finish
- .-.- No data available at this section
- NA No data available



Horse/Jockey Name	Calm Buckle
Final Rank	11
Fastest Section Time (Section)	0:11.12 (1400m)
Top Speed [km/h] (Section)	68.2 (1400m)
Race State	Finished



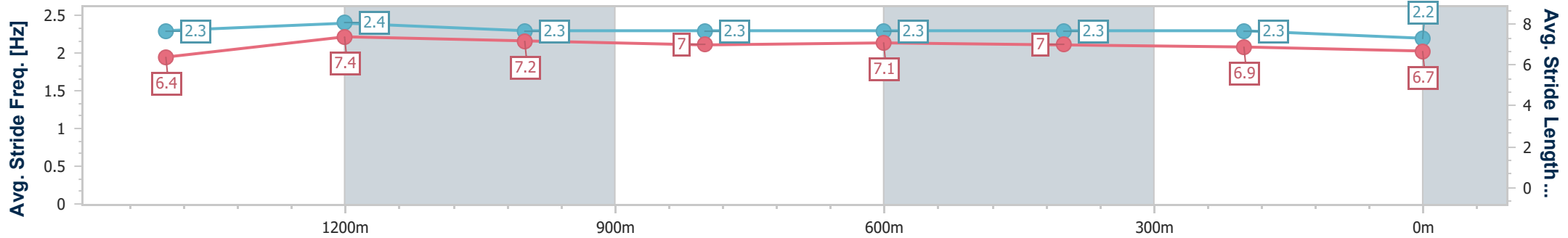
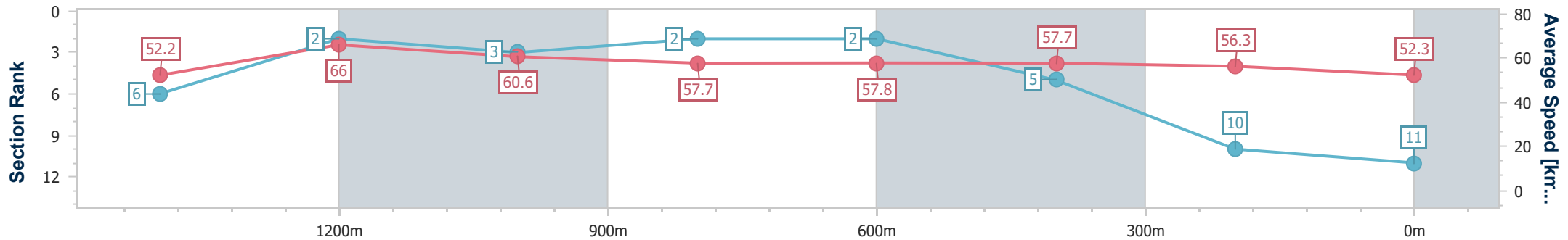
Toowoomba QLD Professional  
Race 4: AUSTMIX AUSTRALIA BENCHMARK 58 Handicap - 1625m



23 November 2024 - 17:38

Track Rating: Soft 5, Weather: Fine, Rail Position: +1m Entire

Section	Overall	1400m	1200m	1000m	800m	600m	400m	200m					
Section Times	1:43.34 [11] (0:15.68)	1:27.66 [6] (0:11.12)	1:16.54 [2] (0:11.94)	1:04.60 [3] (0:12.64)	0:51.96 [2] (0:12.57)	0:39.39 [2] (0:12.71)	0:26.68 [5] (0:12.92)	0:13.76 [10] (0:13.76)					
Average Speed [km/h]	52.2	66.0	60.6	57.7	57.8	57.7	56.3	52.3					
Top Speed [km/h]	67.8	68.2	65.2	58.4	58.7	58.3	57.2	55.7					
Avg. Dist. to Rail [m]	9.4	3.5	3.5	3.5	3.5	3.1	3.5	1.6					
Avg. Stride Freq. [Hz]	2.3	2.4	2.3	2.3	2.3	2.3	2.3	2.2					
Avg. Stride Length [m]	6.4	7.4	7.2	7.0	7.1	7.0	6.9	6.7					



- [ ] Ranking at each section and finish
- .-.- No data available at this section
- NA No data available



**Toowoomba QLD Professional**  
**Race 5: BUTLERS CONCRETE CONTRACTORS BENCHMARK 70**  
**Handicap - 1300m**  
**23 November 2024 - 18:12**



Track Rating: Soft 5, Weather: Fine, Rail Position: +1m Entire

Section		Overall	1200m	1000m	800m	600m	400m	Last 600m				
Field Times		1:19.35 (0:08.48)	1:10.87 (0:11.18)	0:59.69 (0:11.73)	0:47.96 (0:12.04)	0:35.92 (0:11.95)	0:23.97 (0:12.03)	0:35.92				
Rank	TAB Horse/Jockey	Barrier	Top Speed [km/h]	Fastest Section								Distance Travelled [m]
1	9 BELLA BABE Nozi Tomizawa	5	65.2 1200m	0:08.90 Overall	1:19.35 [1] (0:08.90)	1:10.45 [6] (0:11.34)	0:59.11 [6] (0:11.75)	0:47.36 [6] (0:11.92)	0:35.44 [7] (0:11.98)	0:23.46 [6] (0:11.67)	0:35.44	
2	5 HARBOURMASTER Rob Thorburn	8	65.4 1200m	0:08.61 Overall	1:19.55 [2] (0:08.61)	1:10.94 [4] (0:11.28)	0:59.66 [3] (0:11.79)	0:47.87 [4] (0:11.97)	0:35.90 [3] (0:11.99)	0:23.91 [3] (0:11.87)	0:35.90	+1
3	6 REGAL EDITION Madeleine Wishart	3	63.7 1200m	0:08.55 Overall	1:19.65 [3] (0:08.55)	1:11.10 [3] (0:11.42)	0:59.68 [5] (0:11.81)	0:47.87 [5] (0:12.09)	0:35.78 [5] (0:12.01)	0:23.77 [5] (0:11.87)	0:35.78	-2
4	4 EXPECTANT Georgina Cartwright	7	64.7 1200m	0:09.28 Overall	1:19.68 [4] (0:09.28)	1:10.40 [9] (0:11.42)	0:58.98 [9] (0:11.65)	0:47.33 [9] (0:11.80)	0:35.53 [8] (0:11.92)	0:23.61 [8] (0:11.87)	0:35.53	-3
5	2 WHISKY DREAM Dylan Bennett	1	64.5 1200m	0:08.99 Overall	1:19.81 [5] (0:08.99)	1:10.82 [7] (0:11.39)	0:59.43 [7] (0:11.65)	0:47.78 [7] (0:11.87)	0:35.91 [6] (0:11.99)	0:23.92 [6] (0:11.81)	0:35.91	-6
6	7 CRACKER ESSGEE Anthony Allen	4	66.0 1200m	0:08.48 Overall	1:19.84 [6] (0:08.48)	1:11.36 [1] (0:11.18)	1:00.18 [1] (0:11.73)	0:48.45 [1] (0:12.04)	0:36.41 [1] (0:11.95)	0:24.46 [1] (0:12.03)	0:36.41	-5
7	1 MILL ROSSA Shania Willis	2	64.4 1200m	0:08.53 Overall	1:20.10 [7] (0:08.53)	1:11.57 [2] (0:11.40)	1:00.17 [4] (0:11.75)	0:48.42 [3] (0:12.00)	0:36.42 [4] (0:12.04)	0:24.38 [4] (0:12.10)	0:36.42	-4
8	8 HUSSON'S REVENGE Michael Murphy	10	66.4 1200m	0:08.71 Overall	1:20.26 [8] (0:08.71)	1:11.55 [5] (0:11.15)	1:00.40 [2] (0:11.71)	0:48.69 [2] (0:11.99)	0:36.70 [2] (0:12.01)	0:24.69 [2] (0:12.07)	0:36.70	-3
9	10 ZATTASTAR Karl Zechner	9	66.1 1200m	0:09.09 Overall	1:20.48 [9] (0:09.09)	1:11.39 [8] (0:11.34)	1:00.05 [8] (0:11.76)	0:48.29 [8] (0:12.03)	0:36.26 [9] (0:12.04)	0:24.22 [9] (0:12.11)	0:36.26	+4

Scratched: Wowit's Willywonka (#3)

[ ] Ranking at each section and finish  
 -:-:- No data available at this section  
 NA No data available

SCN Saddle cloth number  
 DNF Did not finish  
 DNT Did not track



**Toowoomba QLD Professional**  
**Race 5: BUTLERS CONCRETE CONTRACTORS BENCHMARK 70**  
**Handicap - 1300m**  
**23 November 2024 - 18:12**



Track Rating: Soft 5, Weather: Fine, Rail Position: +1m Entire

Section				200m				Last 600m	
Field Times				0:11.94 (0:11.94)				0:35.92	
Rank	TAB	Horse/Jockey	Barrier	Top Speed [km/h]	Fastest Section	Margin			Distance Travelled [m]
1	9	<b>BELLA BABE</b> Nozi Tomizawa	5	65.2 1200m	0:08.90 Overall	0:11.79 [3] (0:11.79)	1:19.35		0:35.44
2	5	<b>HARBOURMASTER</b> Rob Thorburn	8	65.4 1200m	0:08.61 Overall	0:12.04 [2] (0:12.04)	1L		0:35.90 +1
3	6	<b>REGAL EDITION</b> Madeleine Wishart	3	63.7 1200m	0:08.55 Overall	0:11.90 [6] (0:11.90)	1.5L		0:35.78 -2
4	4	<b>EXPECTANT</b> Georgina Cartwright	7	64.7 1200m	0:09.28 Overall	0:11.74 [8] (0:11.74)	1.7L		0:35.53 -3
5	2	<b>WHISKY DREAM</b> Dylan Bennett	1	64.5 1200m	0:08.99 Overall	0:12.11 [5] (0:12.11)	2.5L		0:35.91 -6
6	7	<b>CRACKER ESSGEE</b> Anthony Allen	4	66.0 1200m	0:08.48 Overall	0:12.43 [1] (0:12.43)	2.7L		0:36.41 -5
7	1	<b>MILL ROSSA</b> Shania Willis	2	64.4 1200m	0:08.53 Overall	0:12.28 [7] (0:12.28)	4.2L		0:36.42 -4
8	8	<b>HUSSON'S REVENGE</b> Michael Murphy	10	66.4 1200m	0:08.71 Overall	0:12.62 [4] (0:12.62)	5L		0:36.70 -3
9	10	<b>ZATTASTAR</b> Karl Zechner	9	66.1 1200m	0:09.09 Overall	0:12.11 [9] (0:12.11)	6.3L		0:36.26 +4

Scratched: Wowit's Willywonka (#3)

[ ] Ranking at each section and finish  
 -:-:- No data available at this section  
 NA No data available

SCN Saddle cloth number  
 DNF Did not finish  
 DNT Did not track



Horse/Jockey Name	Bella Babe
Final Rank	1
Fastest Section Time (Section)	0:08.90 (Overall)
Top Speed [km/h] (Section)	65.2 (1200m)
Race State	Finished



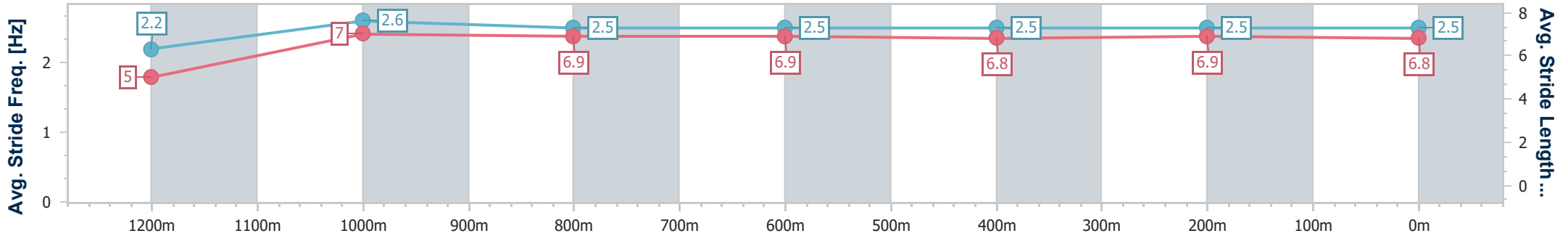
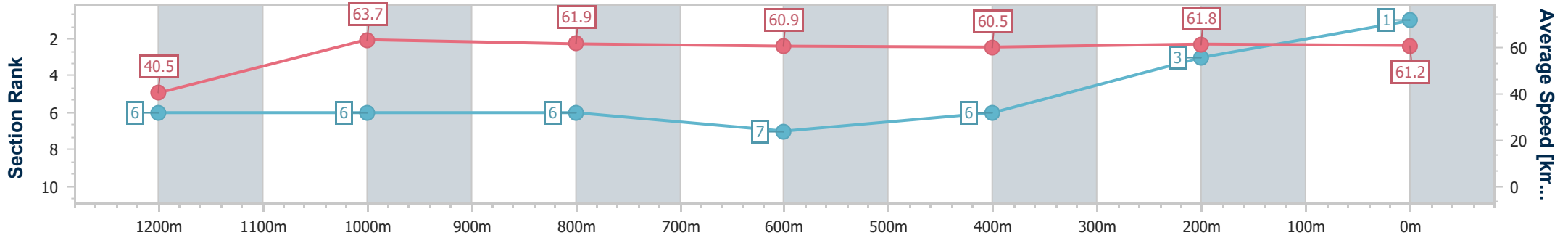
Toowoomba QLD Professional  
 Race 5: BUTLERS CONCRETE CONTRACTORS BENCHMARK  
 70 Handicap - 1300m



23 November 2024 - 18:12

Track Rating: Soft 5, Weather: Fine, Rail Position: +1m Entire

Section	Overall	1200m	1000m	800m	600m	400m	200m
Section Times	1:19.35 [1] (0:08.90)	1:10.45 [6] (0:11.34)	0:59.11 [6] (0:11.75)	0:47.36 [6] (0:11.92)	0:35.44 [7] (0:11.98)	0:23.46 [6] (0:11.67)	0:11.79 [3] (0:11.79)
Average Speed [km/h]	40.5	63.7	61.9	60.9	60.5	61.8	61.2
Top Speed [km/h]	59.5	65.2	63.2	62.4	61.5	62.9	62.4
Avg. Dist. to Rail [m]	7.1	3.4	3.2	2.4	1.1	1.4	3.8
Avg. Stride Freq. [Hz]	2.2	2.6	2.5	2.5	2.5	2.5	2.5
Avg. Stride Length [m]	5.0	7.0	6.9	6.9	6.8	6.9	6.8



- [ ] Ranking at each section and finish
- .-.- No data available at this section
- NA No data available



Horse/Jockey Name	Harbourmaster
Final Rank	2
Fastest Section Time (Section)	0:08.61 (Overall)
Top Speed [km/h] (Section)	65.4 (1200m)
Race State	Finished



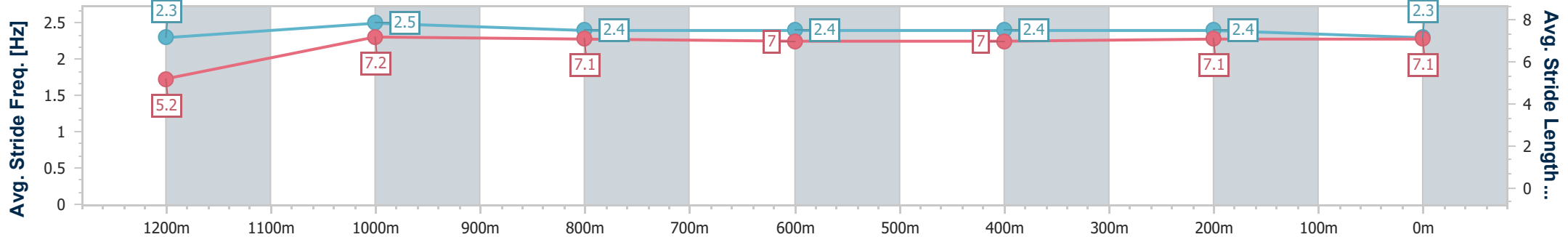
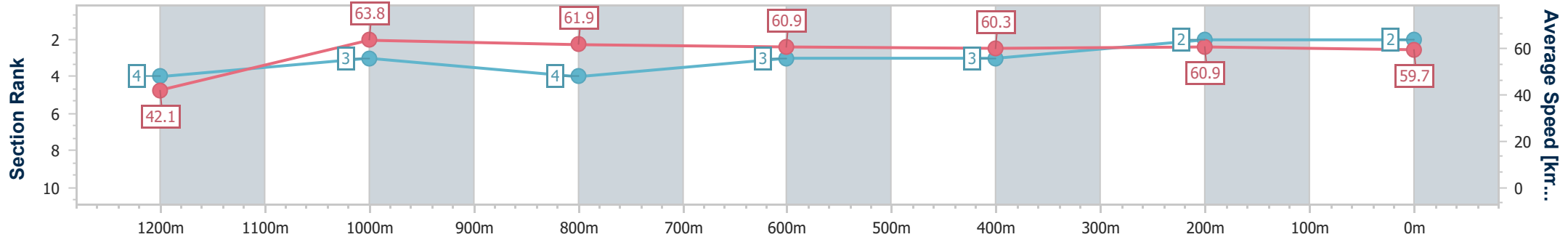
Toowoomba QLD Professional  
 Race 5: BUTLERS CONCRETE CONTRACTORS BENCHMARK  
 70 Handicap - 1300m



23 November 2024 - 18:12

Track Rating: Soft 5, Weather: Fine, Rail Position: +1m Entire

Section	Overall	1200m	1000m	800m	600m	400m	200m
Section Times	1:19.55 [2] (0:08.61)	1:10.94 [4] (0:11.28)	0:59.66 [3] (0:11.79)	0:47.87 [4] (0:11.97)	0:35.90 [3] (0:11.99)	0:23.91 [3] (0:11.87)	0:12.04 [2] (0:12.04)
Average Speed [km/h]	42.1	63.8	61.9	60.9	60.3	60.9	59.7
Top Speed [km/h]	62.1	65.4	63.0	61.8	61.3	61.6	60.6
Avg. Dist. to Rail [m]	10.1	4.7	4.1	2.6	1.3	1.1	2.1
Avg. Stride Freq. [Hz]	2.3	2.5	2.4	2.4	2.4	2.4	2.3
Avg. Stride Length [m]	5.2	7.2	7.1	7.0	7.0	7.1	7.1



- [ ] Ranking at each section and finish
- .-.- No data available at this section
- NA No data available



Horse/Jockey Name	Regal Edition
Final Rank	3
Fastest Section Time (Section)	0:08.55 (Overall)
Top Speed [km/h] (Section)	63.7 (1200m)
Race State	Finished



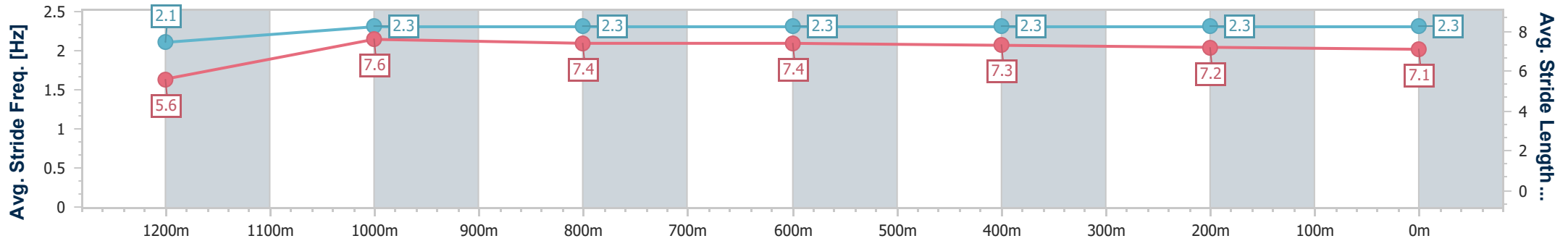
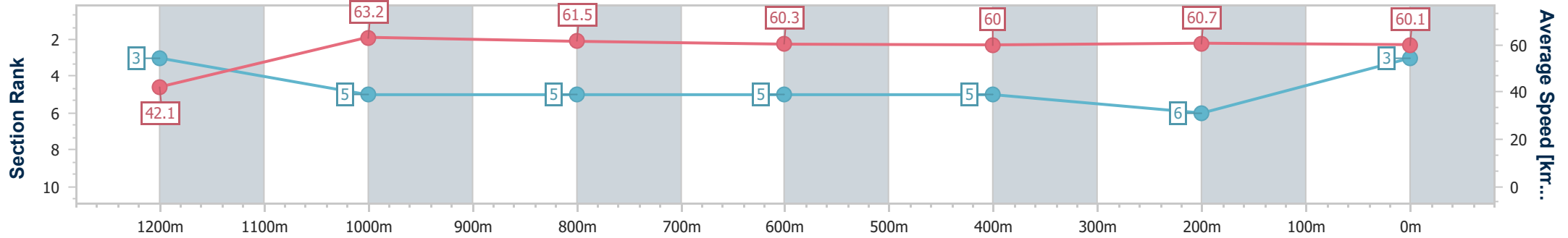
Toowoomba QLD Professional  
 Race 5: BUTLERS CONCRETE CONTRACTORS BENCHMARK  
 70 Handicap - 1300m



23 November 2024 - 18:12

Track Rating: Soft 5, Weather: Fine, Rail Position: +1m Entire

Section	Overall	1200m	1000m	800m	600m	400m	200m
Section Times	1:19.65 [3] (0:08.55)	1:11.10 [3] (0:11.42)	0:59.68 [5] (0:11.81)	0:47.87 [5] (0:12.09)	0:35.78 [5] (0:12.01)	0:23.77 [5] (0:11.87)	0:11.90 [6] (0:11.90)
Average Speed [km/h]	42.1	63.2	61.5	60.3	60.0	60.7	60.1
Top Speed [km/h]	63.4	63.7	62.9	61.2	60.9	61.8	61.5
Avg. Dist. to Rail [m]	5.7	3.2	3.2	2.6	1.2	0.8	2.2
Avg. Stride Freq. [Hz]	2.1	2.3	2.3	2.3	2.3	2.3	2.3
Avg. Stride Length [m]	5.6	7.6	7.4	7.4	7.3	7.2	7.1



- [ ] Ranking at each section and finish
- .-.- No data available at this section
- NA No data available





Horse/Jockey Name	Expectant
Final Rank	4
Fastest Section Time (Section)	0:09.28 (Overall)
Top Speed [km/h] (Section)	64.7 (1200m)
Race State	Finished



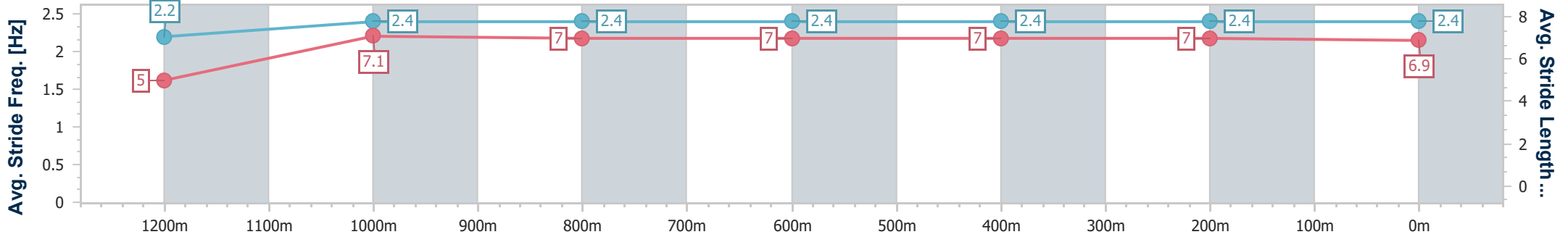
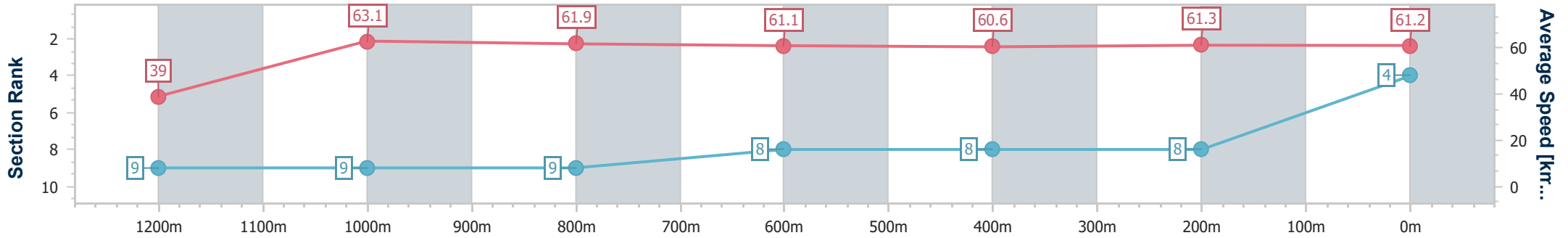
Toowoomba QLD Professional  
 Race 5: BUTLERS CONCRETE CONTRACTORS BENCHMARK  
 70 Handicap - 1300m



23 November 2024 - 18:12

Track Rating: Soft 5, Weather: Fine, Rail Position: +1m Entire

Section	Overall	1200m	1000m	800m	600m	400m	200m
Section Times	1:19.68 [4] (0:09.28)	1:10.40 [9] (0:11.42)	0:58.98 [9] (0:11.65)	0:47.33 [9] (0:11.80)	0:35.53 [8] (0:11.92)	0:23.61 [8] (0:11.87)	0:11.74 [8] (0:11.74)
Average Speed [km/h]	39.0	63.1	61.9	61.1	60.6	61.3	61.2
Top Speed [km/h]	60.7	64.7	63.3	62.2	61.5	62.2	62.2
Avg. Dist. to Rail [m]	7.1	2.6	1.5	0.4	0.7	2.8	4.9
Avg. Stride Freq. [Hz]	2.2	2.4	2.4	2.4	2.4	2.4	2.4
Avg. Stride Length [m]	5.0	7.1	7.0	7.0	7.0	7.0	6.9



- [ ] Ranking at each section and finish
- .-.- No data available at this section
- NA No data available



Horse/Jockey Name	Whisky Dream
Final Rank	5
Fastest Section Time (Section)	0:08.99 (Overall)
Top Speed [km/h] (Section)	64.5 (1200m)
Race State	Finished



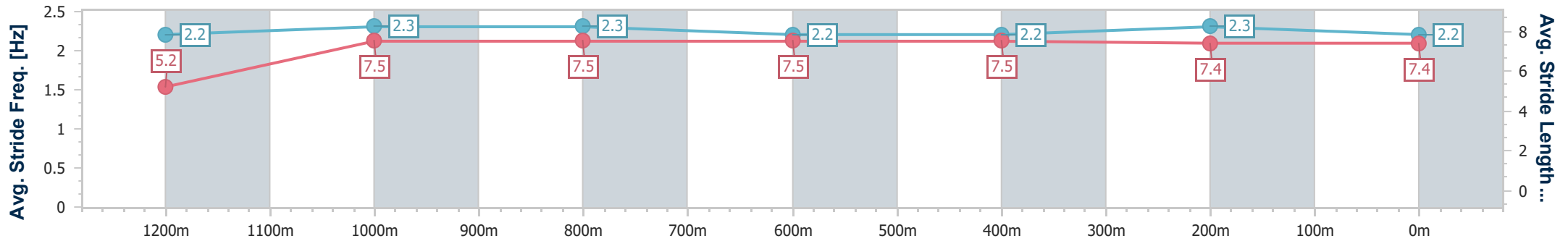
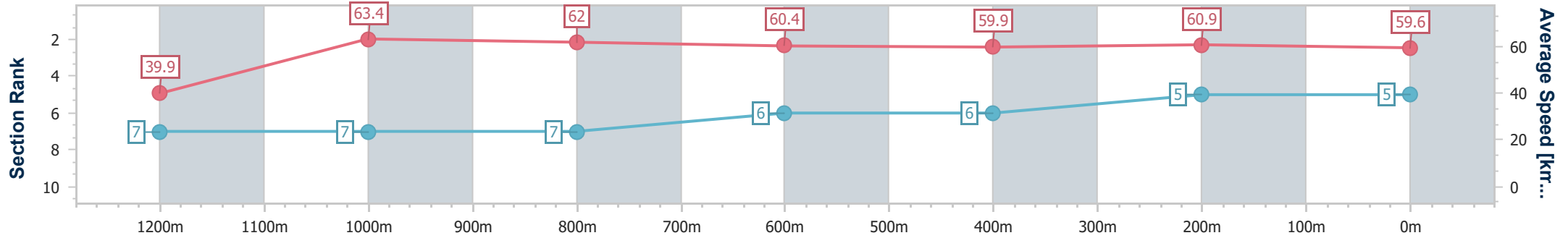
Toowoomba QLD Professional  
 Race 5: BUTLERS CONCRETE CONTRACTORS BENCHMARK  
 70 Handicap - 1300m



23 November 2024 - 18:12

Track Rating: Soft 5, Weather: Fine, Rail Position: +1m Entire

Section	Overall	1200m	1000m	800m	600m	400m	200m
Section Times	1:19.81 [5] (0:08.99)	1:10.82 [7] (0:11.39)	0:59.43 [7] (0:11.65)	0:47.78 [7] (0:11.87)	0:35.91 [6] (0:11.99)	0:23.92 [6] (0:11.81)	0:12.11 [5] (0:12.11)
Average Speed [km/h]	39.9	63.4	62.0	60.4	59.9	60.9	59.6
Top Speed [km/h]	60.7	64.5	63.5	61.1	60.5	61.9	61.3
Avg. Dist. to Rail [m]	4.1	2.2	1.1	0.4	0.6	0.6	0.8
Avg. Stride Freq. [Hz]	2.2	2.3	2.3	2.2	2.2	2.3	2.2
Avg. Stride Length [m]	5.2	7.5	7.5	7.5	7.5	7.4	7.4



- [ ] Ranking at each section and finish
- .-.- No data available at this section
- NA No data available



Horse/Jockey Name	Cracker Essgee
Final Rank	6
Fastest Section Time (Section)	0:08.48 (Overall)
Top Speed [km/h] (Section)	66.0 (1200m)
Race State	Finished



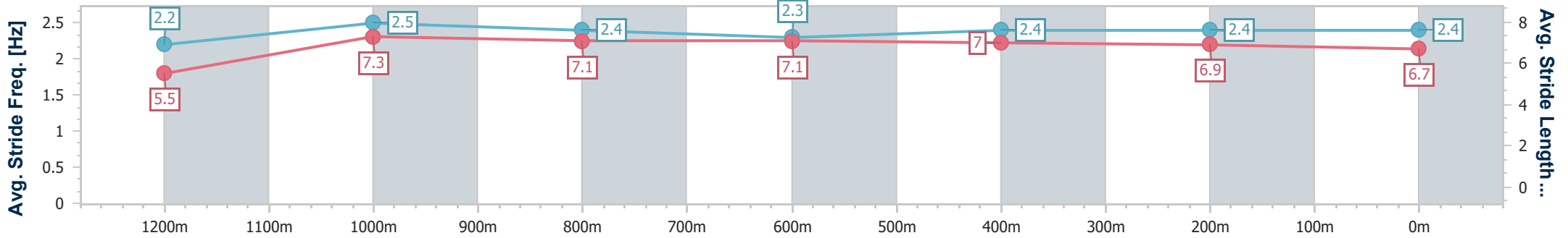
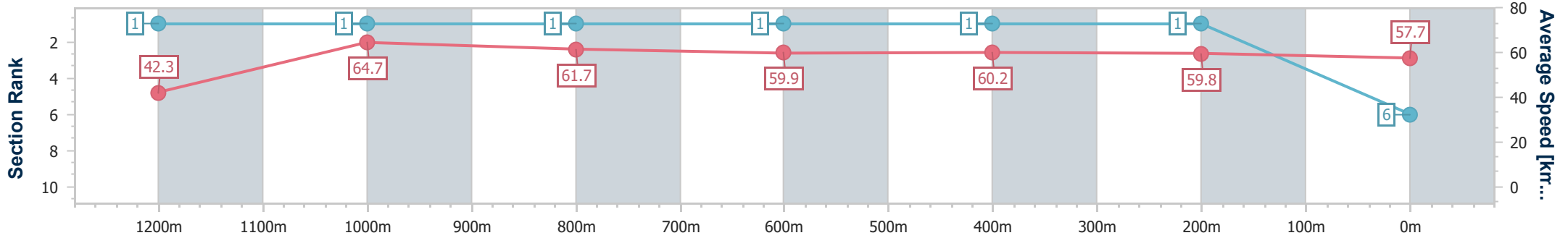
Toowoomba QLD Professional  
 Race 5: BUTLERS CONCRETE CONTRACTORS BENCHMARK  
 70 Handicap - 1300m



23 November 2024 - 18:12

Track Rating: Soft 5, Weather: Fine, Rail Position: +1m Entire

Section	Overall	1200m	1000m	800m	600m	400m	200m
Section Times	1:19.84 [6] (0:08.48)	1:11.36 [1] (0:11.18)	1:00.18 [1] (0:11.73)	0:48.45 [1] (0:12.04)	0:36.41 [1] (0:11.95)	0:24.46 [1] (0:12.03)	0:12.43 [1] (0:12.43)
Average Speed [km/h]	42.3	64.7	61.7	59.9	60.2	59.8	57.7
Top Speed [km/h]	63.3	66.0	64.2	61.4	61.5	61.5	59.6
Avg. Dist. to Rail [m]	6.5	3.1	2.1	0.8	0.3	0.4	0.8
Avg. Stride Freq. [Hz]	2.2	2.5	2.4	2.3	2.4	2.4	2.4
Avg. Stride Length [m]	5.5	7.3	7.1	7.1	7.0	6.9	6.7



- [ ] Ranking at each section and finish
- .-.- No data available at this section
- NA No data available



Horse/Jockey Name	Mill Rossa
Final Rank	7
Fastest Section Time (Section)	0:08.53 (Overall)
Top Speed [km/h] (Section)	64.4 (1200m)
Race State	Finished



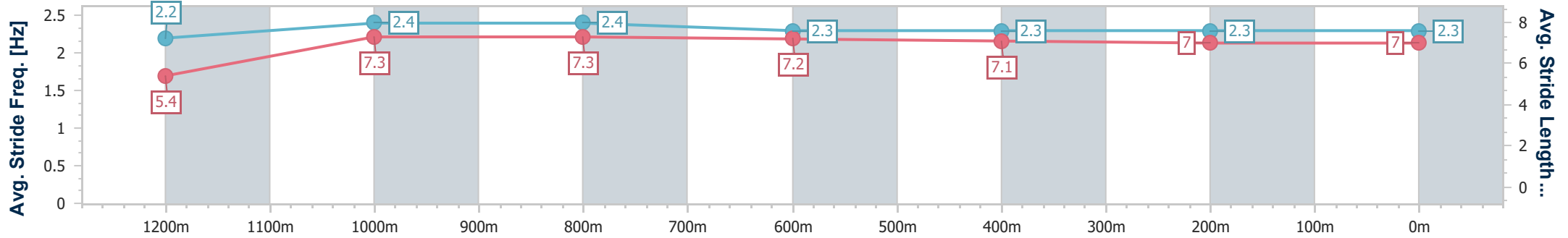
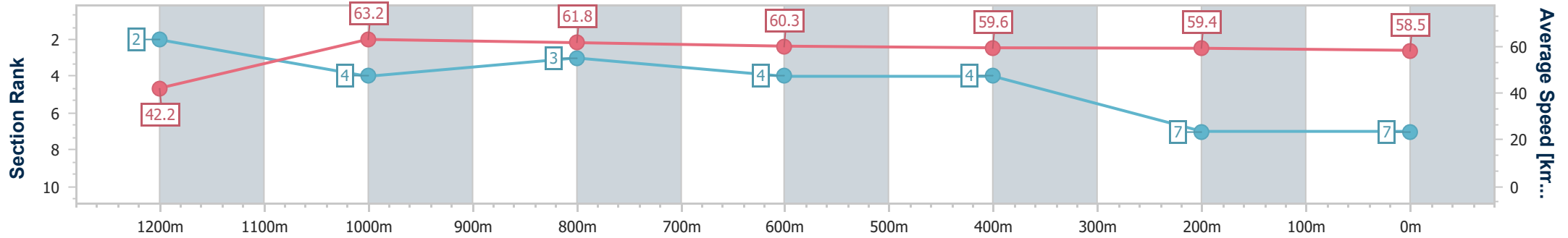
Toowoomba QLD Professional  
 Race 5: BUTLERS CONCRETE CONTRACTORS BENCHMARK  
 70 Handicap - 1300m



23 November 2024 - 18:12

Track Rating: Soft 5, Weather: Fine, Rail Position: +1m Entire

Section	Overall	1200m	1000m	800m	600m	400m	200m
Section Times	1:20.10 [7] (0:08.53)	1:11.57 [2] (0:11.40)	1:00.17 [4] (0:11.75)	0:48.42 [3] (0:12.00)	0:36.42 [4] (0:12.04)	0:24.38 [4] (0:12.10)	0:12.28 [7] (0:12.28)
Average Speed [km/h]	42.2	63.2	61.8	60.3	59.6	59.4	58.5
Top Speed [km/h]	61.9	64.4	63.2	61.5	60.4	60.0	59.2
Avg. Dist. to Rail [m]	4.9	2.6	2.3	1.0	0.4	0.8	0.7
Avg. Stride Freq. [Hz]	2.2	2.4	2.4	2.3	2.3	2.3	2.3
Avg. Stride Length [m]	5.4	7.3	7.3	7.2	7.1	7.0	7.0



- [ ] Ranking at each section and finish
- .-.- No data available at this section
- NA No data available



Horse/Jockey Name	Husson's Revenge
Final Rank	8
Fastest Section Time (Section)	0:08.71 (Overall)
Top Speed [km/h] (Section)	66.4 (1200m)
Race State	Finished



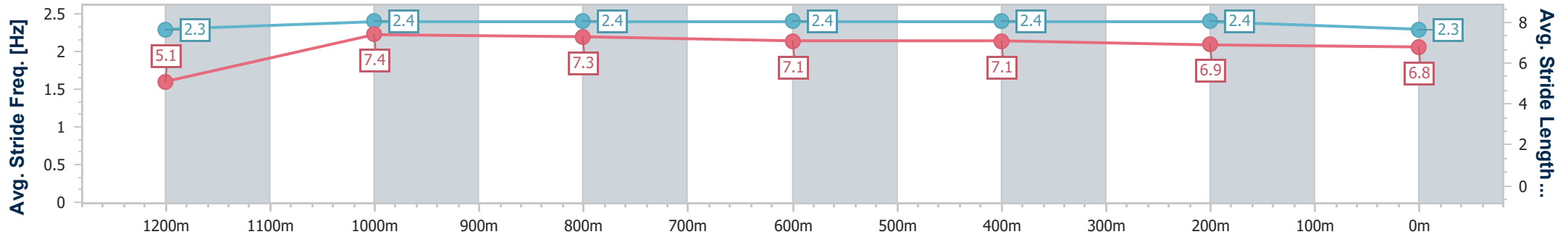
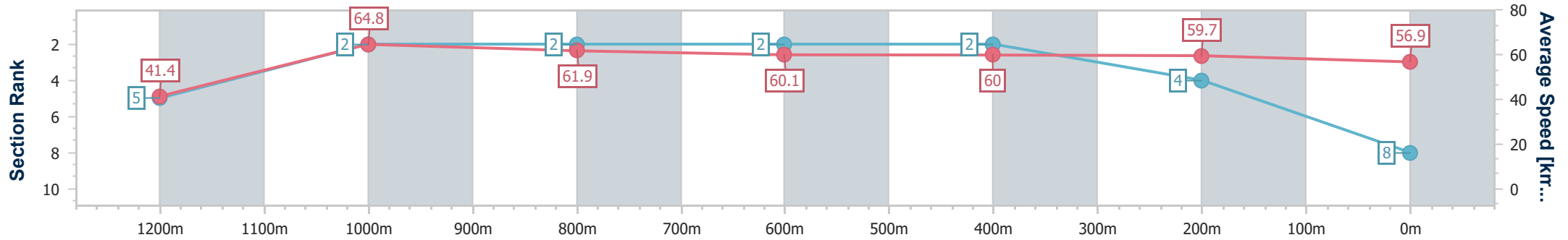
Toowoomba QLD Professional  
 Race 5: BUTLERS CONCRETE CONTRACTORS BENCHMARK  
 70 Handicap - 1300m



23 November 2024 - 18:12

Track Rating: Soft 5, Weather: Fine, Rail Position: +1m Entire

Section	Overall	1200m	1000m	800m	600m	400m	200m
Section Times	1:20.26 [8] (0:08.71)	1:11.55 [5] (0:11.15)	1:00.40 [2] (0:11.71)	0:48.69 [2] (0:11.99)	0:36.70 [2] (0:12.01)	0:24.69 [2] (0:12.07)	0:12.62 [4]
Average Speed [km/h]	41.4	64.8	61.9	60.1	60.0	59.7	56.9
Top Speed [km/h]	64.3	66.4	63.6	61.2	61.0	60.9	59.4
Avg. Dist. to Rail [m]	9.3	3.4	2.2	1.1	0.6	0.7	1.9
Avg. Stride Freq. [Hz]	2.3	2.4	2.4	2.4	2.4	2.4	2.3
Avg. Stride Length [m]	5.1	7.4	7.3	7.1	7.1	6.9	6.8



- [ ] Ranking at each section and finish
- .-.- No data available at this section
- NA No data available



Horse/Jockey Name	Zattastar
Final Rank	9
Fastest Section Time (Section)	0:09.09 (Overall)
Top Speed [km/h] (Section)	66.1 (1200m)
Race State	Finished



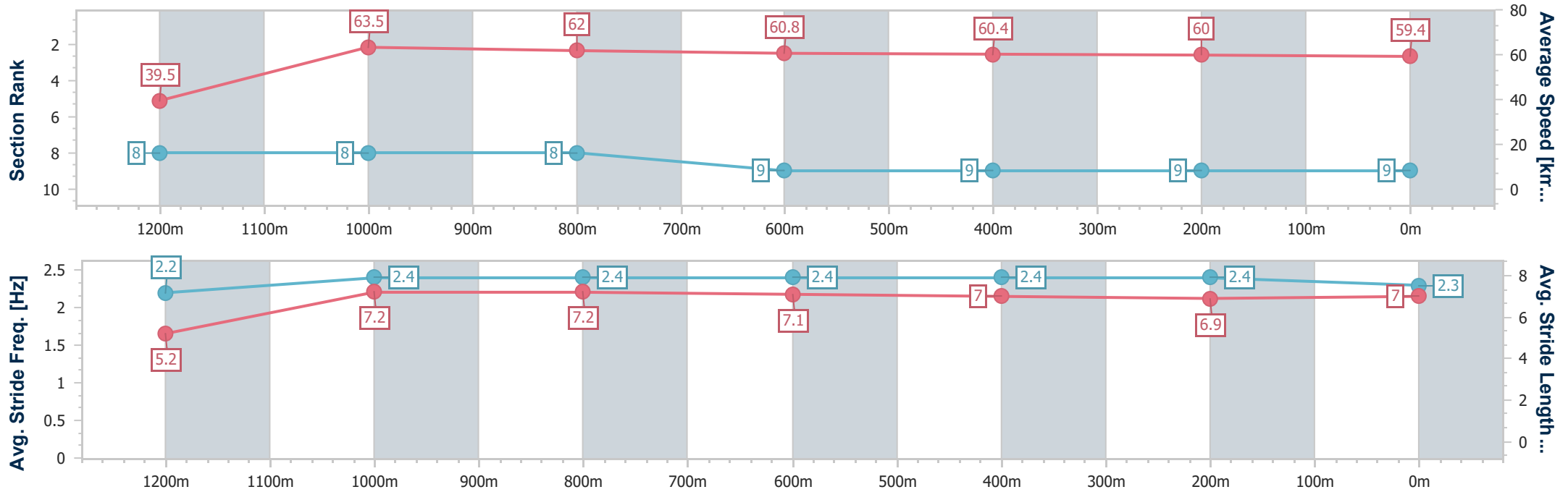
Toowoomba QLD Professional  
Race 5: BUTLERS CONCRETE CONTRACTORS BENCHMARK  
70 Handicap - 1300m



23 November 2024 - 18:12

Track Rating: Soft 5, Weather: Fine, Rail Position: +1m Entire

Section	Overall	1200m	1000m	800m	600m	400m	200m
Section Times	1:20.48 [9] (0:09.09)	1:11.39 [8] (0:11.34)	1:00.05 [8] (0:11.76)	0:48.29 [8] (0:12.03)	0:36.26 [9] (0:12.04)	0:24.22 [9] (0:12.11)	0:12.11 [9] (0:12.11)
Average Speed [km/h]	39.5	63.5	62.0	60.8	60.4	60.0	59.4
Top Speed [km/h]	58.6	66.1	64.1	61.5	61.4	60.8	60.6
Avg. Dist. to Rail [m]	9.4	2.5	3.2	3.7	2.5	3.2	3.0
Avg. Stride Freq. [Hz]	2.2	2.4	2.4	2.4	2.4	2.4	2.3
Avg. Stride Length [m]	5.2	7.2	7.2	7.1	7.0	6.9	7.0



- [ ] Ranking at each section and finish
- .-.- No data available at this section
- NA No data available



# Toowoomba QLD Professional

## Race 6: MARY BUTLER Maiden Handicap - 1300m

23 November 2024 - 18:45



Track Rating: Soft 5, Weather: Fine, Rail Position: +1m Entire

Section		Overall	1200m	1000m	800m	600m	400m	Last 600m				
Field Times		1:20.13 (0:08.34)	1:11.79 (0:11.06)	1:00.73 (0:11.42)	0:49.31 (0:11.82)	0:37.49 (0:12.39)	0:25.10 (0:12.66)	0:37.49				
Rank	TAB Horse/Jockey	Barrier	Top Speed [km/h]	Fastest Section								Distance Travelled [m]
1	1 <b>ELEVEN BLACK</b> Chelsea Baker	2	66.6 1200m	0:08.72 Overall	1:20.13 [1] (0:08.72)	1:11.41 [5] (0:11.06)	1:00.35 [6] (0:11.45)	0:48.90 [6] (0:12.05)	0:36.85 [5] (0:12.26)	0:24.59 [3] (0:12.26)	0:36.85	
2	5 <b>ZOUWALER</b> Nathan Fazackerley	6	66.8 1200m	0:08.86 Overall	1:20.59 [2] (0:08.86)	1:11.73 [8] (0:11.05)	1:00.68 [7] (0:11.52)	0:49.16 [7] (0:12.10)	0:37.06 [7] (0:12.02)	0:25.04 [4] (0:12.53)	0:37.06	+0
3	4 <b>ADISHAM</b> Shania Willis	3	66.9 1200m	0:09.26 Overall	1:20.76 [3] (0:09.26)	1:11.50 [11] (0:11.09)	1:00.41 [10] (0:11.47)	0:48.94 [9] (0:11.80)	0:37.14 [8] (0:12.22)	0:24.92 [6] (0:12.46)	0:37.14	-4
4	3 <b>HE GOES BOOM</b> Anthony Allen	4	65.6 1200m	0:08.39 Overall	1:20.79 [4] (0:08.39)	1:12.40 [2] (0:11.08)	1:01.32 [2] (0:11.35)	0:49.97 [1] (0:11.82)	0:38.15 [1] (0:12.39)	0:25.76 [1] (0:12.66)	0:38.15	+2
5	9 <b>TWOPENCE</b> Rob Thorburn	7	66.6 1200m	0:08.65 Overall	1:20.87 [5] (0:08.65)	1:12.22 [4] (0:11.02)	1:01.20 [4] (0:11.49)	0:49.71 [4] (0:12.04)	0:37.67 [4] (0:12.31)	0:25.36 [2] (0:12.62)	0:37.67	+8
6	2 <b>ALFA DUNDEE</b> Jake Molloy	5	65.5 1200m	0:09.15 Overall	1:21.17 [6] (0:09.15)	1:12.02 [10] (0:11.17)	1:00.85 [9] (0:11.54)	0:49.31 [10] (0:12.01)	0:37.30 [11] (0:12.36)	0:24.94 [9] (0:12.52)	0:37.30	+3
7	8 <b>APFEL</b> Nozi Tomizawa	9	66.1 1200m	0:08.77 Overall	1:21.27 [7] (0:08.77)	1:12.50 [6] (0:11.16)	1:01.34 [8] (0:11.62)	0:49.72 [8] (0:12.08)	0:37.64 [9] (0:12.24)	0:25.40 [7] (0:12.51)	0:37.64	+5
8	6 <b>ALZURRI</b> Karl Zechner	8	65.7 1200m	0:09.10 Overall	1:21.39 [8] (0:09.10)	1:12.29 [9] (0:11.29)	1:01.00 [11] (0:11.49)	0:49.51 [11] (0:11.92)	0:37.59 [10] (0:12.32)	0:25.27 [8] (0:12.47)	0:37.59	+6
9	11 <b>SHE'S MY LADY</b> Madeleine Wishart	1	67.2 1200m	0:08.34 Overall	1:22.23 [9] (0:08.34)	1:13.89 [1] (0:11.06)	1:02.83 [1] (0:11.52)	0:51.31 [2] (0:12.05)	0:39.26 [2] (0:12.61)	0:26.65 [5] (0:13.12)	0:39.26	+0
10	7 <b>FLYING TO MARS</b> Kenji Yoshida	10	68.2 1200m	0:08.65 Overall	1:24.17 [10] (0:08.65)	1:15.52 [3] (0:10.95)	1:04.57 [3] (0:11.47)	0:53.10 [3] (0:12.12)	0:40.98 [3] (0:13.04)	0:27.94 [10] (0:13.72)	0:40.98	+11

Scratched: Outta Beauty (#15), Lady Lethan (#16), Serapus (#12), Queen Of The Skies (#13), Danny's Boy (#14)

[ ] Ranking at each section and finish  
 -:-:- No data available at this section  
 NA No data available

SCN Saddle cloth number  
 DNF Did not finish  
 DNT Did not track



**Toowoomba QLD Professional**  
**Race 6: MARY BUTLER Maiden Handicap - 1300m**  
**23 November 2024 - 18:45**



Track Rating: Soft 5, Weather: Fine, Rail Position: +1m Entire

Section	Overall	1200m	1000m	800m	600m	400m	Last 600m
Field Times	1:20.13 (0:08.34)	1:11.79 (0:11.06)	1:00.73 (0:11.42)	0:49.31 (0:11.82)	0:37.49 (0:12.39)	0:25.10 (0:12.66)	0:37.49

Rank	TAB	Horse/Jockey	Barrier	Top Speed [km/h]	Fastest Section	Overall	1200m	1000m	800m	600m	400m	Last 600m	Distance Travelled [m]
11	10	SALLY CAN'T DANCE	11	67.8	0:08.80	1:25.37 [11]	1:16.57 [7]	1:05.65 [5]	0:54.18 [5]	0:41.92 [6]	0:28.82 [11]	0:41.92	+6
		Nathan Evans		1200m	Overall	(0:08.80)	(0:10.92)	(0:11.47)	(0:12.26)	(0:13.10)	(0:13.70)		

Scratched: Outta Beauty (#15), Lady Lethan (#16), Serapus (#12), Queen Of The Skies (#13), Danny's Boy (#14)





**Toowoomba QLD Professional**  
**Race 6: MARY BUTLER Maiden Handicap - 1300m**  
**23 November 2024 - 18:45**



Track Rating: Soft 5, Weather: Fine, Rail Position: +1m Entire

Section				200m				Last 600m	
Field Times				0:12.44 (0:12.44)				0:37.49	
Rank	TAB	Horse/Jockey	Barrier	Top Speed [km/h]	Fastest Section	Margin			Distance Travelled [m]
1	1	<b>ELEVEN BLACK</b> Chelsea Baker	2	66.6 1200m	0:08.72 Overall	0:12.33 [2] (0:12.33)	1:20.13		0:36.85
2	5	<b>ZOUWALER</b> Nathan Fazackerley	6	66.8 1200m	0:08.86 Overall	0:12.51 [3] (0:12.51)	2.5L		0:37.06 +0
3	4	<b>ADISHAM</b> Shania Willis	3	66.9 1200m	0:09.26 Overall	0:12.46 [5] (0:12.46)	3.5L		0:37.14 -4
4	3	<b>HE GOES BOOM</b> Anthony Allen	4	65.6 1200m	0:08.39 Overall	0:13.10 [1] (0:13.10)	3.7L		0:38.15 +2
5	9	<b>TWOPENCE</b> Rob Thorburn	7	66.6 1200m	0:08.65 Overall	0:12.74 [4] (0:12.74)	4.1L		0:37.67 +8
6	2	<b>ALFA DUNDEE</b> Jake Molloy	5	65.5 1200m	0:09.15 Overall	0:12.42 [9] (0:12.42)	5.6L		0:37.30 +3
7	8	<b>APFEL</b> Nozi Tomizawa	9	66.1 1200m	0:08.77 Overall	0:12.89 [6] (0:12.89)	6.1L		0:37.64 +5
8	6	<b>ALZURRI</b> Karl Zechner	8	65.7 1200m	0:09.10 Overall	0:12.80 [7] (0:12.80)	6.6L		0:37.59 +6
9	11	<b>SHE'S MY LADY</b> Madeleine Wishart	1	67.2 1200m	0:08.34 Overall	0:13.53 [8] (0:13.53)	11.4L		0:39.26 +0
10	7	<b>FLYING TO MARS</b> Kenji Yoshida	10	68.2 1200m	0:08.65 Overall	0:14.22 [10] (0:14.22)	22.7L		0:40.98 +11

Scratched: Outta Beauty (#15), Lady Lethan (#16), Serapus (#12), Queen Of The Skies (#13), Danny's Boy (#14)

[ ] Ranking at each section and finish  
 -:-:- No data available at this section  
 NA No data available

SCN Saddle cloth number  
 DNF Did not finish  
 DNT Did not track



**Toowoomba QLD Professional**  
**Race 6: MARY BUTLER Maiden Handicap - 1300m**  
**23 November 2024 - 18:45**



Track Rating: Soft 5, Weather: Fine, Rail Position: +1m Entire

Section		200m		Last 600m		
Field Times		0:12.44 (0:12.44)		0:37.49		
Rank	TAB Horse/Jockey	Barrier	Top Speed [km/h]	Fastest Section	Margin	Distance Travelled [m]
11	10 SALLY CAN'T DANCE	11	67.8	0:08.80	0:15.12 [11]	29.7L
	Nathan Evans		1200m	Overall	(0:15.12)	
						0:41.92 +6

Scratched: Outta Beauty (#15), Lady Lethan (#16), Serapus (#12), Queen Of The Skies (#13), Danny's Boy (#14)

[ ] Ranking at each section and finish  
 -:-:-:- No data available at this section  
 NA No data available

SCN Saddle cloth number  
 DNF Did not finish  
 DNT Did not track



Horse/Jockey Name	Eleven Black
Final Rank	1
Fastest Section Time (Section)	0:08.72 (Overall)
Top Speed [km/h] (Section)	66.6 (1200m)
Race State	Finished



### Toowoomba QLD Professional

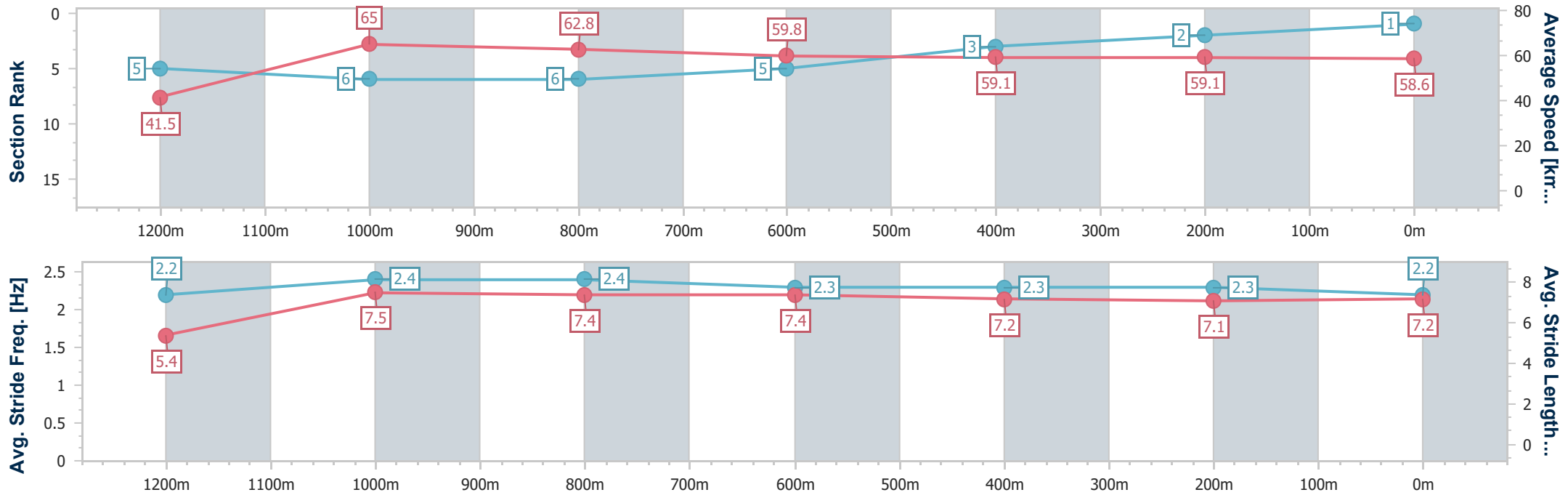
Race 6: MARY BUTLER Maiden Handicap - 1300m

23 November 2024 - 18:45



Track Rating: Soft 5, Weather: Fine, Rail Position: +1m Entire

Section	Overall	1200m	1000m	800m	600m	400m	200m
Section Times	1:20.13 [1] (0:08.72)	1:11.41 [5] (0:11.06)	1:00.35 [6] (0:11.45)	0:48.90 [6] (0:12.05)	0:36.85 [5] (0:12.26)	0:24.59 [3] (0:12.26)	0:12.33 [2] (0:12.33)
Average Speed [km/h]	41.5	65.0	62.8	59.8	59.1	59.1	58.6
Top Speed [km/h]	64.6	66.6	64.8	61.0	60.4	59.8	59.2
Avg. Dist. to Rail [m]	2.8	0.5	0.5	0.4	1.2	2.0	2.5
Avg. Stride Freq. [Hz]	2.2	2.4	2.4	2.3	2.3	2.3	2.2
Avg. Stride Length [m]	5.4	7.5	7.4	7.4	7.2	7.1	7.2



- [ ] Ranking at each section and finish
- .-.- No data available at this section
- NA No data available



Horse/Jockey Name	Zouwaler
Final Rank	2
Fastest Section Time (Section)	0:08.86 (Overall)
Top Speed [km/h] (Section)	66.8 (1200m)
Race State	Finished



### Toowoomba QLD Professional

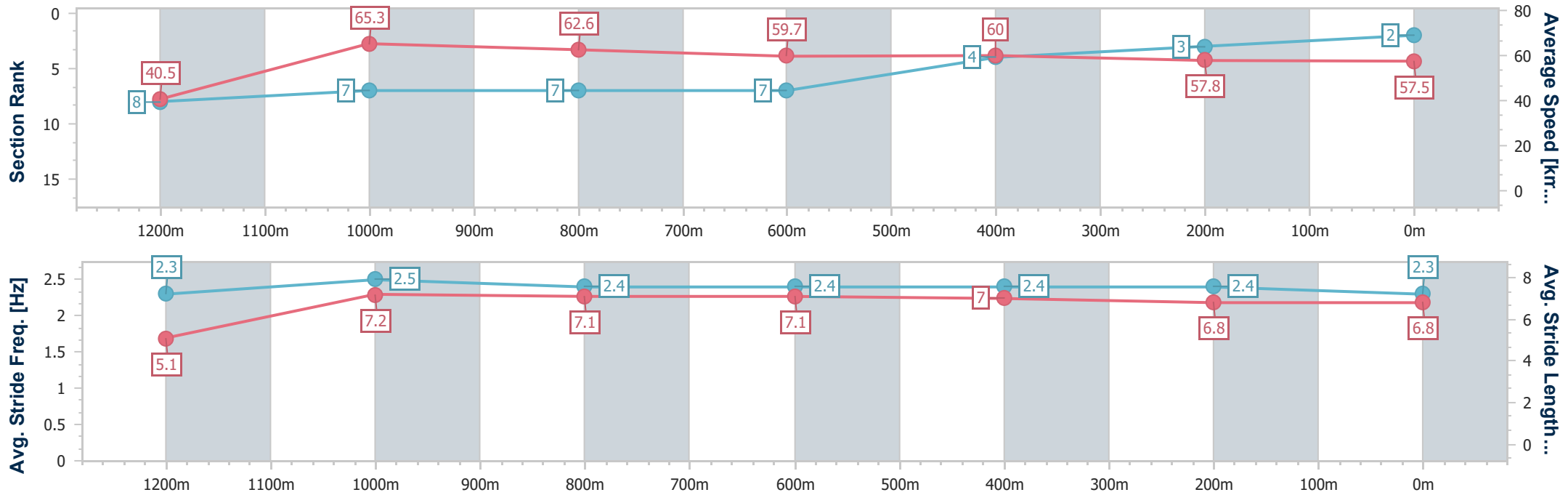
Race 6: MARY BUTLER Maiden Handicap - 1300m

23 November 2024 - 18:45



Track Rating: Soft 5, Weather: Fine, Rail Position: +1m Entire

Section	Overall	1200m	1000m	800m	600m	400m	200m
Section Times	1:20.59 [2] (0:08.86)	1:11.73 [8] (0:11.05)	1:00.68 [7] (0:11.52)	0:49.16 [7] (0:12.10)	0:37.06 [7] (0:12.02)	0:25.04 [4] (0:12.53)	0:12.51 [3] (0:12.51)
Average Speed [km/h]	40.5	65.3	62.6	59.7	60.0	57.8	57.5
Top Speed [km/h]	62.9	66.8	63.7	61.3	61.7	59.1	58.9
Avg. Dist. to Rail [m]	5.4	1.1	0.5	0.9	0.9	1.3	2.8
Avg. Stride Freq. [Hz]	2.3	2.5	2.4	2.4	2.4	2.4	2.3
Avg. Stride Length [m]	5.1	7.2	7.1	7.1	7.0	6.8	6.8



- [ ] Ranking at each section and finish
- .-.- No data available at this section
- NA No data available



Horse/Jockey Name	Adisham
Final Rank	3
Fastest Section Time (Section)	0:09.26 (Overall)
Top Speed [km/h] (Section)	66.9 (1200m)
Race State	Finished



### Toowoomba QLD Professional

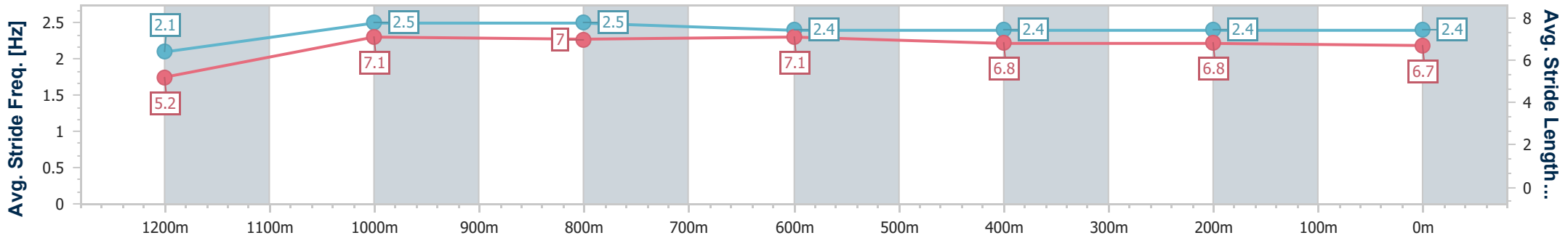
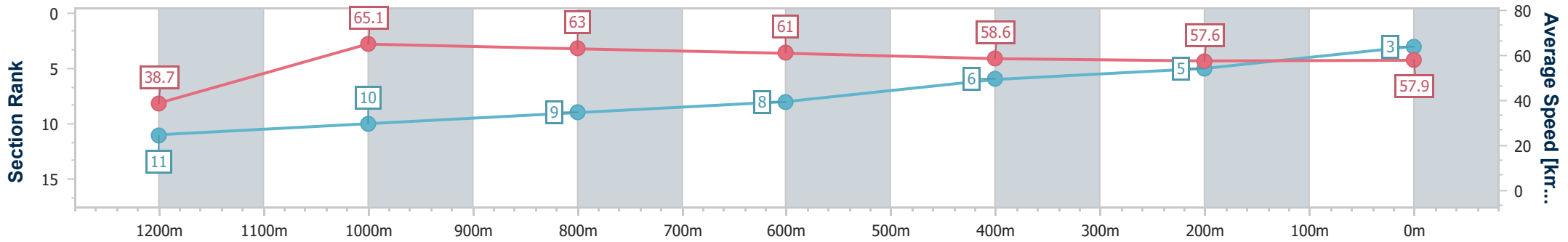
Race 6: MARY BUTLER Maiden Handicap - 1300m

23 November 2024 - 18:45



Track Rating: Soft 5, Weather: Fine, Rail Position: +1m Entire

Section	Overall	1200m	1000m	800m	600m	400m	200m
Section Times	1:20.76 [3] (0:09.26)	1:11.50 [11] (0:11.09)	1:00.41 [10] (0:11.47)	0:48.94 [9] (0:11.80)	0:37.14 [8] (0:12.22)	0:24.92 [6] (0:12.46)	0:12.46 [5] (0:12.46)
Average Speed [km/h]	38.7	65.1	63.0	61.0	58.6	57.6	57.9
Top Speed [km/h]	60.8	66.9	64.9	62.1	59.3	59.0	58.7
Avg. Dist. to Rail [m]	4.6	1.3	0.3	0.4	0.8	1.0	1.7
Avg. Stride Freq. [Hz]	2.1	2.5	2.5	2.4	2.4	2.4	2.4
Avg. Stride Length [m]	5.2	7.1	7.0	7.1	6.8	6.8	6.7



- [ ] Ranking at each section and finish
- .-.- No data available at this section
- NA No data available



Horse/Jockey Name	He Goes Boom
Final Rank	4
Fastest Section Time (Section)	0:08.39 (Overall)
Top Speed [km/h] (Section)	65.6 (1200m)
Race State	Finished



### Toowoomba QLD Professional

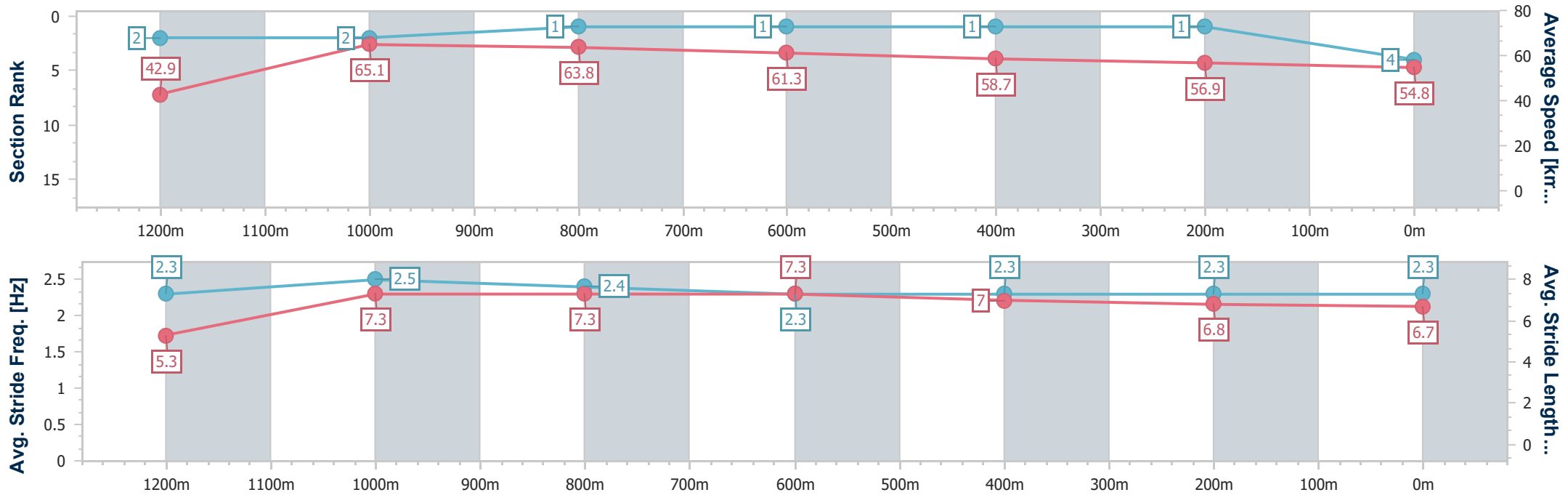
Race 6: MARY BUTLER Maiden Handicap - 1300m

23 November 2024 - 18:45



Track Rating: Soft 5, Weather: Fine, Rail Position: +1m Entire

Section	Overall	1200m	1000m	800m	600m	400m	200m
Section Times	1:20.79 [4] (0:08.39)	1:12.40 [2] (0:11.08)	1:01.32 [2] (0:11.35)	0:49.97 [1] (0:11.82)	0:38.15 [1] (0:12.39)	0:25.76 [1] (0:12.66)	0:13.10 [1] (0:13.10)
Average Speed [km/h]	42.9	65.1	63.8	61.3	58.7	56.9	54.8
Top Speed [km/h]	64.0	65.6	65.1	61.8	60.4	58.1	56.5
Avg. Dist. to Rail [m]	4.3	2.1	1.9	2.1	2.3	0.8	0.7
Avg. Stride Freq. [Hz]	2.3	2.5	2.4	2.3	2.3	2.3	2.3
Avg. Stride Length [m]	5.3	7.3	7.3	7.3	7.0	6.8	6.7



- [ ] Ranking at each section and finish
- .-.- No data available at this section
- NA No data available



Horse/Jockey Name	Twopence
Final Rank	5
Fastest Section Time (Section)	0:08.65 (Overall)
Top Speed [km/h] (Section)	66.6 (1200m)
Race State	Finished



### Toowoomba QLD Professional

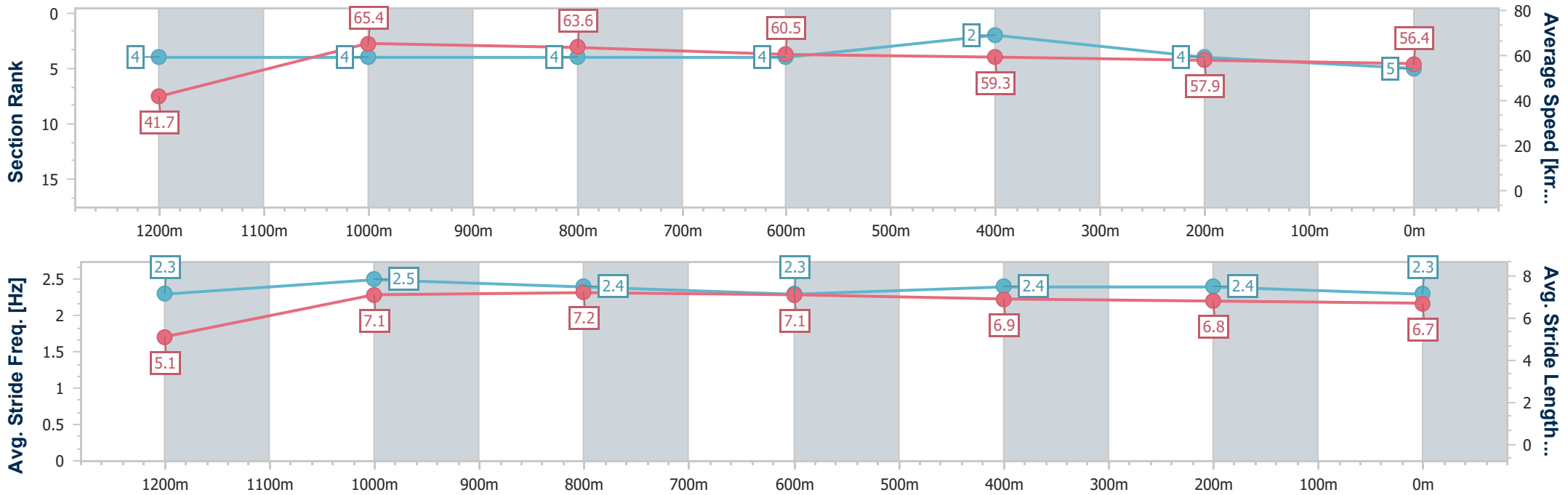
Race 6: MARY BUTLER Maiden Handicap - 1300m

23 November 2024 - 18:45



Track Rating: Soft 5, Weather: Fine, Rail Position: +1m Entire

Section	Overall	1200m	1000m	800m	600m	400m	200m
Section Times	1:20.87 [5] (0:08.65)	1:12.22 [4] (0:11.02)	1:01.20 [4] (0:11.49)	0:49.71 [4] (0:12.04)	0:37.67 [4] (0:12.31)	0:25.36 [2] (0:12.62)	0:12.74 [4]
Average Speed [km/h]	41.7	65.4	63.6	60.5	59.3	57.9	56.4
Top Speed [km/h]	61.5	66.6	63.9	62.4	60.9	60.7	57.0
Avg. Dist. to Rail [m]	9.4	4.7	3.5	3.1	3.4	3.4	6.0
Avg. Stride Freq. [Hz]	2.3	2.5	2.4	2.3	2.4	2.4	2.3
Avg. Stride Length [m]	5.1	7.1	7.2	7.1	6.9	6.8	6.7



- [ ] Ranking at each section and finish
- .-.- No data available at this section
- NA No data available



Horse/Jockey Name	Alfa Dundee
Final Rank	6
Fastest Section Time (Section)	0:09.15 (Overall)
Top Speed [km/h] (Section)	65.5 (1200m)
Race State	Finished



Toowoomba QLD Professional

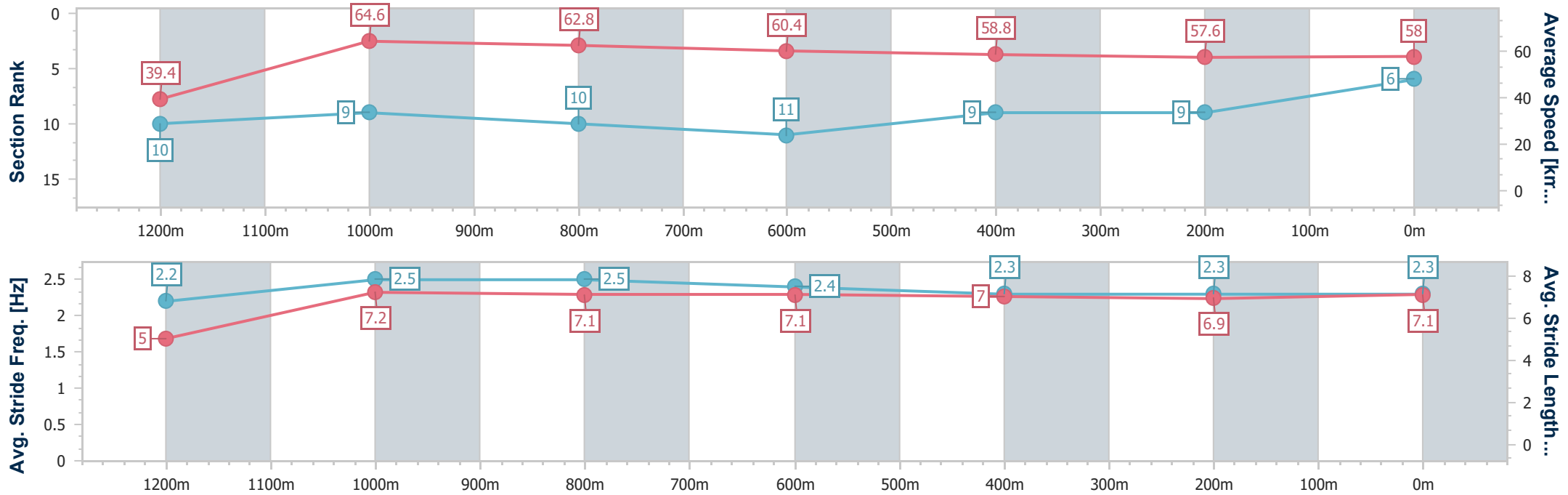
Race 6: MARY BUTLER Maiden Handicap - 1300m

23 November 2024 - 18:45



Track Rating: Soft 5, Weather: Fine, Rail Position: +1m Entire

Section	Overall	1200m	1000m	800m	600m	400m	200m
Section Times	1:21.17 [6] (0:09.15)	1:12.02 [10] (0:11.17)	1:00.85 [9] (0:11.54)	0:49.31 [10] (0:12.01)	0:37.30 [11] (0:12.36)	0:24.94 [9] (0:12.52)	0:12.42 [9] (0:12.42)
Average Speed [km/h]	39.4	64.6	62.8	60.4	58.8	57.6	58.0
Top Speed [km/h]	62.8	65.5	64.6	61.8	60.1	59.4	58.4
Avg. Dist. to Rail [m]	6.2	2.5	1.5	2.1	2.1	1.4	2.4
Avg. Stride Freq. [Hz]	2.2	2.5	2.5	2.4	2.3	2.3	2.3
Avg. Stride Length [m]	5.0	7.2	7.1	7.1	7.0	6.9	7.1



- [ ] Ranking at each section and finish
- .-.- No data available at this section
- NA No data available





Horse/Jockey Name	Apfel
Final Rank	7
Fastest Section Time (Section)	0:08.77 (Overall)
Top Speed [km/h] (Section)	66.1 (1200m)
Race State	Finished



### Toowoomba QLD Professional

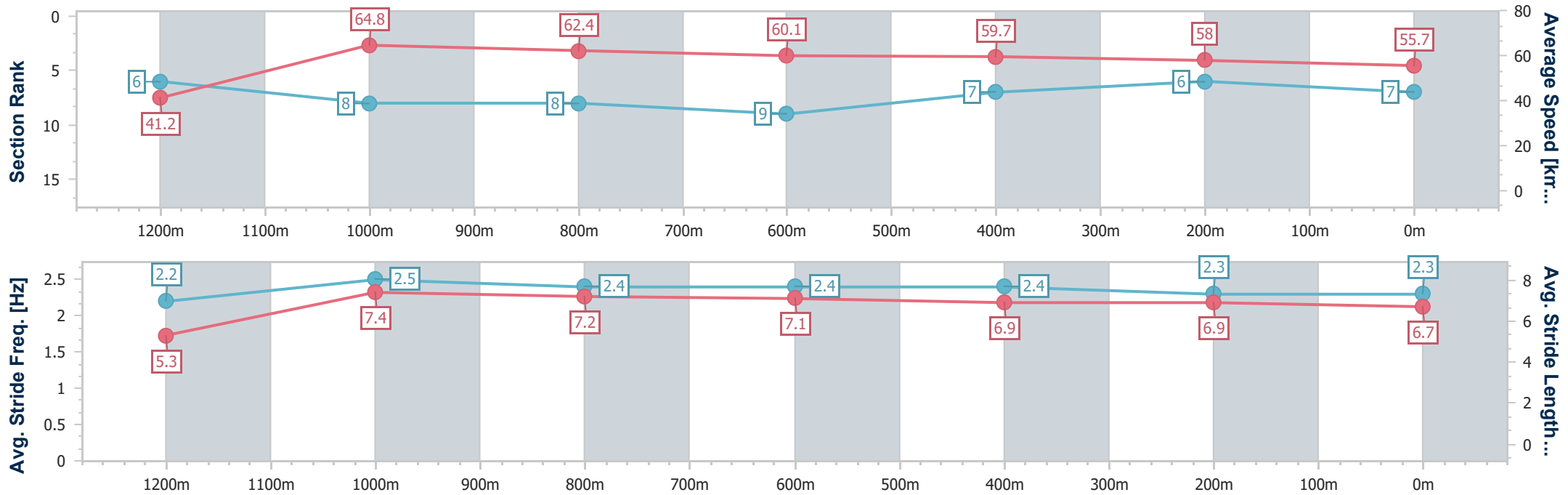
Race 6: MARY BUTLER Maiden Handicap - 1300m

23 November 2024 - 18:45



Track Rating: Soft 5, Weather: Fine, Rail Position: +1m Entire

Section	Overall	1200m	1000m	800m	600m	400m	200m
Section Times	1:21.27 [7] (0:08.77)	1:12.50 [6] (0:11.16)	1:01.34 [8] (0:11.62)	0:49.72 [8] (0:12.08)	0:37.64 [9] (0:12.24)	0:25.40 [7] (0:12.51)	0:12.89 [6] (0:12.89)
Average Speed [km/h]	41.2	64.8	62.4	60.1	59.7	58.0	55.7
Top Speed [km/h]	62.0	66.1	64.1	61.8	61.2	59.6	56.5
Avg. Dist. to Rail [m]	8.3	1.5	1.7	2.5	3.0	2.3	2.9
Avg. Stride Freq. [Hz]	2.2	2.5	2.4	2.4	2.4	2.3	2.3
Avg. Stride Length [m]	5.3	7.4	7.2	7.1	6.9	6.9	6.7



- [ ] Ranking at each section and finish
- .-.- No data available at this section
- NA No data available



Horse/Jockey Name	Alzurri
Final Rank	8
Fastest Section Time (Section)	0:09.10 (Overall)
Top Speed [km/h] (Section)	65.7 (1200m)
Race State	Finished



Toowoomba QLD Professional

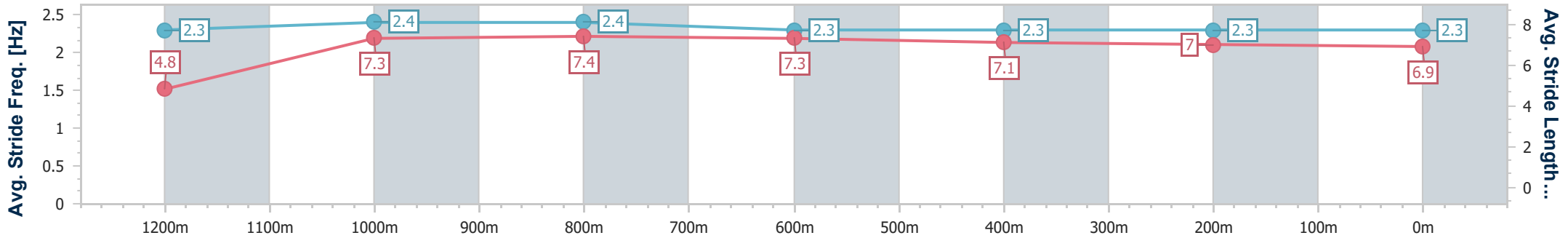
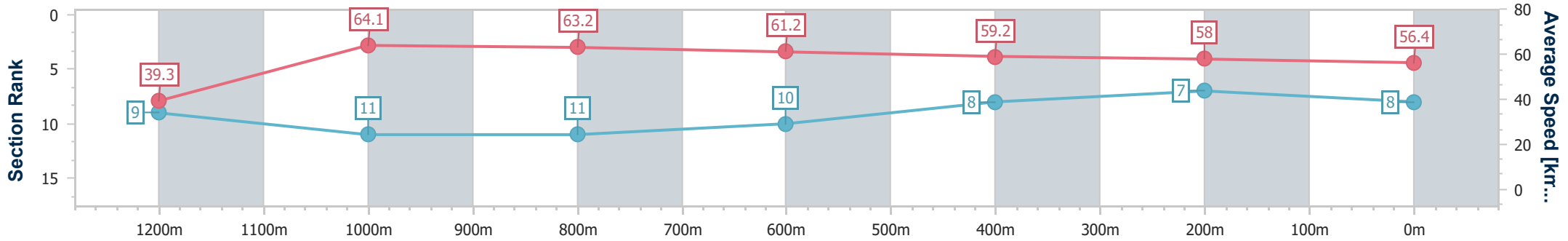
Race 6: MARY BUTLER Maiden Handicap - 1300m

23 November 2024 - 18:45



Track Rating: Soft 5, Weather: Fine, Rail Position: +1m Entire

Section	Overall	1200m	1000m	800m	600m	400m	200m
Section Times	1:21.39 [8] (0:09.10)	1:12.29 [9] (0:11.29)	1:01.00 [11] (0:11.49)	0:49.51 [11] (0:11.92)	0:37.59 [10] (0:12.32)	0:25.27 [8] (0:12.47)	0:12.80 [7] (0:12.80)
Average Speed [km/h]	39.3	64.1	63.2	61.2	59.2	58.0	56.4
Top Speed [km/h]	59.6	65.7	65.3	62.1	59.9	59.5	57.7
Avg. Dist. to Rail [m]	9.0	4.4	2.4	3.0	3.0	2.4	6.3
Avg. Stride Freq. [Hz]	2.3	2.4	2.4	2.3	2.3	2.3	2.3
Avg. Stride Length [m]	4.8	7.3	7.4	7.3	7.1	7.0	6.9



- [ ] Ranking at each section and finish
- .-.- No data available at this section
- NA No data available



Horse/Jockey Name	She's My Lady
Final Rank	9
Fastest Section Time (Section)	0:08.34 (Overall)
Top Speed [km/h] (Section)	67.2 (1200m)
Race State	Finished



Toowoomba QLD Professional

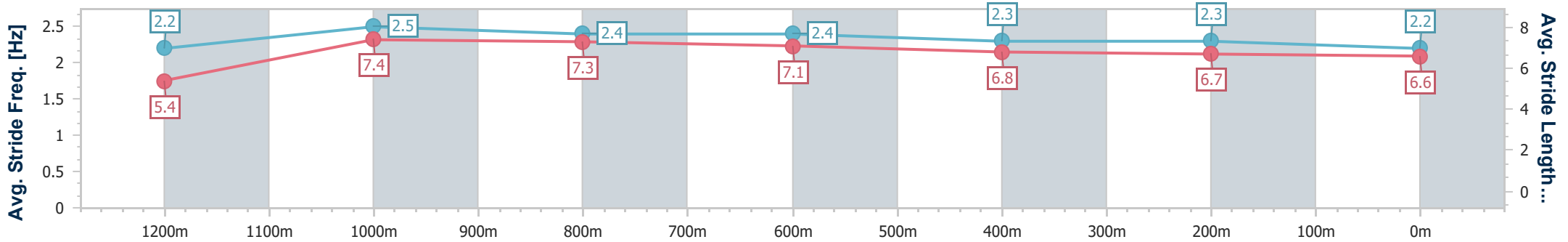
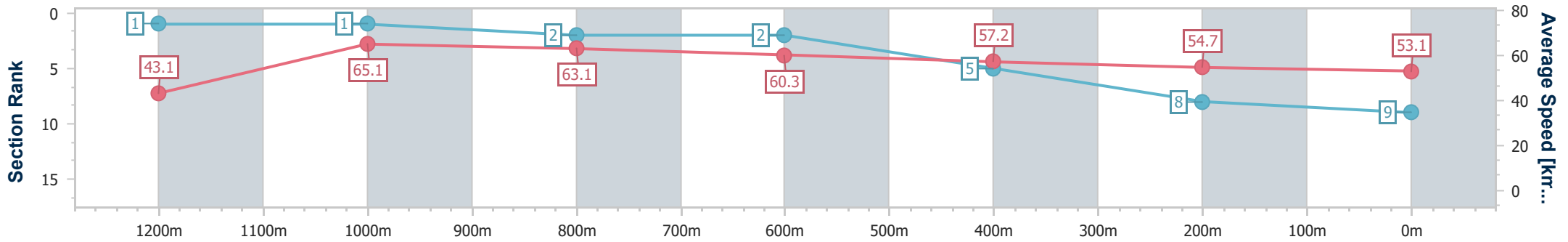
Race 6: MARY BUTLER Maiden Handicap - 1300m

23 November 2024 - 18:45



Track Rating: Soft 5, Weather: Fine, Rail Position: +1m Entire

Section	Overall	1200m	1000m	800m	600m	400m	200m
Section Times	1:22.23 [9] (0:08.34)	1:13.89 [1] (0:11.06)	1:02.83 [1] (0:11.52)	0:51.31 [2] (0:12.05)	0:39.26 [2] (0:12.61)	0:26.65 [5] (0:13.12)	0:13.53 [8]
Average Speed [km/h]	43.1	65.1	63.1	60.3	57.2	54.7	53.1
Top Speed [km/h]	65.5	67.2	64.8	61.6	59.2	55.6	53.9
Avg. Dist. to Rail [m]	4.5	1.9	1.9	2.5	0.9	1.7	1.3
Avg. Stride Freq. [Hz]	2.2	2.5	2.4	2.4	2.3	2.3	2.2
Avg. Stride Length [m]	5.4	7.4	7.3	7.1	6.8	6.7	6.6



- [ ] Ranking at each section and finish
- .-.- No data available at this section
- NA No data available



Horse/Jockey Name	Flying To Mars
Final Rank	10
Fastest Section Time (Section)	0:08.65 (Overall)
Top Speed [km/h] (Section)	68.2 (1200m)
Race State	Finished



### Toowoomba QLD Professional

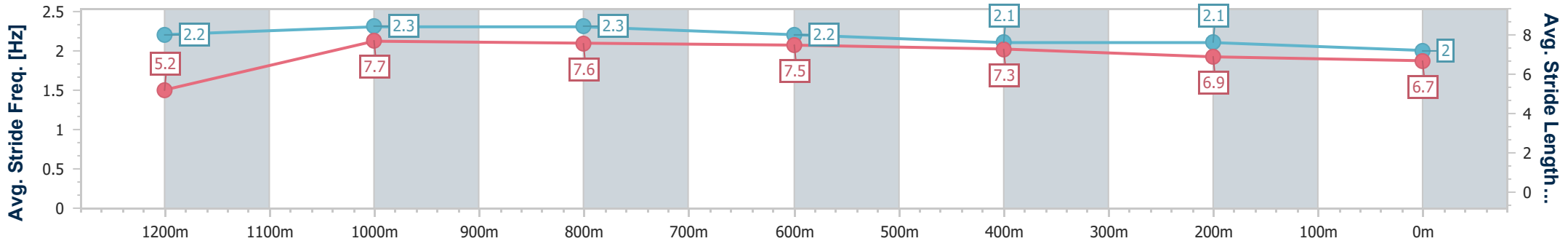
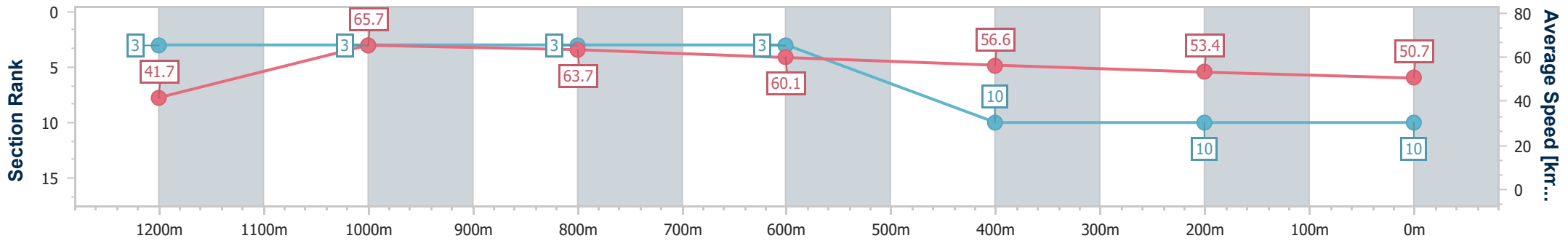
Race 6: MARY BUTLER Maiden Handicap - 1300m

23 November 2024 - 18:45



Track Rating: Soft 5, Weather: Fine, Rail Position: +1m Entire

Section	Overall	1200m	1000m	800m	600m	400m	200m
Section Times	1:24.17 [10] (0:08.65)	1:15.52 [3] (0:10.95)	1:04.57 [3] (0:11.47)	0:53.10 [3] (0:12.12)	0:40.98 [3] (0:13.04)	0:27.94 [10] (0:13.72)	0:14.22 [10] (0:14.22)
Average Speed [km/h]	41.7	65.7	63.7	60.1	56.6	53.4	50.7
Top Speed [km/h]	63.6	68.2	65.9	61.7	58.2	55.4	51.7
Avg. Dist. to Rail [m]	9.2	2.3	3.6	3.5	4.6	5.6	3.0
Avg. Stride Freq. [Hz]	2.2	2.3	2.3	2.2	2.1	2.1	2.0
Avg. Stride Length [m]	5.2	7.7	7.6	7.5	7.3	6.9	6.7



- [ ] Ranking at each section and finish
- .-.- No data available at this section
- NA No data available



Horse/Jockey Name	Sally Can't Dance
Final Rank	11
Fastest Section Time (Section)	0:08.80 (Overall)
Top Speed [km/h] (Section)	67.8 (1200m)
Race State	Finished



Toowoomba QLD Professional

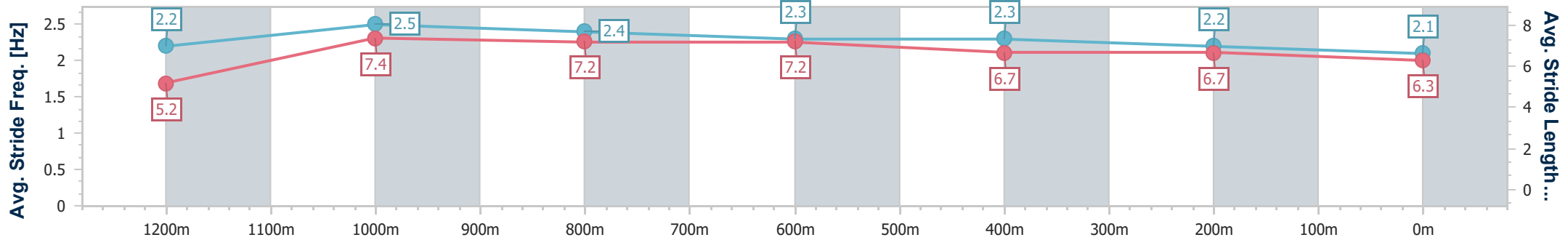
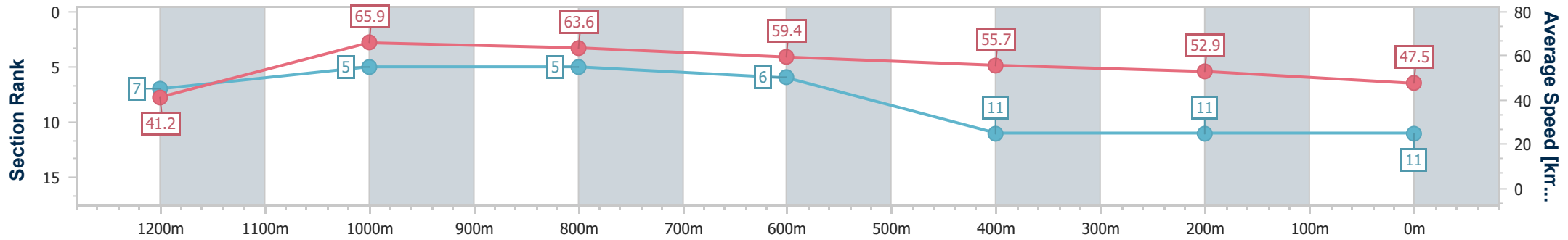
Race 6: MARY BUTLER Maiden Handicap - 1300m

23 November 2024 - 18:45



Track Rating: Soft 5, Weather: Fine, Rail Position: +1m Entire

Section	Overall	1200m	1000m	800m	600m	400m	200m
Section Times	1:25.37 [11] (0:08.80)	1:16.57 [7] (0:10.92)	1:05.65 [5] (0:11.47)	0:54.18 [5] (0:12.26)	0:41.92 [6] (0:13.10)	0:28.82 [11] (0:13.70)	0:15.12 [11] (0:15.12)
Average Speed [km/h]	41.2	65.9	63.6	59.4	55.7	52.9	47.5
Top Speed [km/h]	63.8	67.8	66.6	60.3	58.3	54.2	52.0
Avg. Dist. to Rail [m]	10.3	4.7	3.5	2.7	2.7	2.0	0.3
Avg. Stride Freq. [Hz]	2.2	2.5	2.4	2.3	2.3	2.2	2.1
Avg. Stride Length [m]	5.2	7.4	7.2	7.2	6.7	6.7	6.3



- [ ] Ranking at each section and finish
- .-.- No data available at this section
- NA No data available



**Toowoomba QLD Professional**  
**Race 7: HAPPY 21ST KAITLYN HUGHES QTIS Three-Year-Old**  
**BENCHMARK 58 Handicap - 1200m**  
**23 November 2024 - 19:21**



Track Rating: Soft 5, Weather: Fine, Rail Position: +1m Entire

Section		Overall	1000m	800m	600m	400m	200m	Last 600m					
Field Times		1:12.40 (0:13.52)	0:58.88 (0:11.19)	0:47.69 (0:11.72)	0:35.97 (0:11.80)	0:24.17 (0:12.07)	0:12.10 (0:12.10)	0:35.97					
Rank	TAB Horse/Jockey	Barrier	Top Speed [km/h]	Fastest Section	Margin							Distance Travelled [m]	
1	2 <b>MIXED SIGNALS</b> Dylan Bennett	5	65.6	0:11.55	1:12.40 [1] (0:14.01)	0:58.39 [7] (0:11.55)	0:46.84 [7] (0:11.63)	0:35.21 [7] (0:11.87)	0:23.34 [7] (0:11.65)	0:11.69 [4] (0:11.69)	1:12.40	0:35.21	
2	1 <b>MISHANI CROWN</b> Shania Willis	3	68.5	0:11.12	1:12.65 [2] (0:13.71)	0:58.94 [4] (0:11.12)	0:47.82 [3] (0:11.65)	0:36.17 [2] (0:11.75)	0:24.42 [1] (0:12.07)	0:12.35 [1] (0:12.35)	1.3L	0:36.17	-8
3	5 <b>AQUATIER</b> Adin Thompson	2	66.3	0:11.24	1:12.69 [3] (0:13.57)	0:59.12 [2] (0:11.24)	0:47.88 [2] (0:11.69)	0:36.19 [3] (0:11.90)	0:24.29 [2] (0:12.02)	0:12.27 [2] (0:12.27)	1.5L	0:36.19	-7
4	6 <b>MISHANI EXPRESS</b> Les Tilley	6	64.5	0:11.49	1:13.08 [4] (0:13.80)	0:59.28 [6] (0:11.49)	0:47.79 [6] (0:11.71)	0:36.08 [6] (0:11.91)	0:24.17 [6] (0:11.88)	0:12.29 [6] (0:12.29)	3.8L	0:36.08	+0
5	4 <b>EAGLE'S FIRE</b> Nozi Tomizawa	7	66.8	0:11.19	1:13.09 [5] (0:13.52)	0:59.57 [1] (0:11.19)	0:48.38 [1] (0:11.72)	0:36.66 [1] (0:11.98)	0:24.68 [3] (0:12.08)	0:12.60 [3] (0:12.60)	3.9L	0:36.66	+3
6	8 <b>YES I'M UGLY</b> Justin Stanley	4	67.3	0:11.34	1:13.45 [6] (0:13.69)	0:59.76 [3] (0:11.34)	0:48.42 [4] (0:11.66)	0:36.76 [4] (0:11.97)	0:24.79 [4] (0:12.06)	0:12.73 [5] (0:12.73)	5.9L	0:36.76	+4
7	7 <b>SUNSHINYDAY</b> Rob Thorburn	1	66.0	0:11.32	1:15.64 [7] (0:13.72)	1:01.92 [5] (0:11.32)	0:50.60 [5] (0:11.77)	0:38.83 [5] (0:11.97)	0:26.86 [5] (0:12.39)	0:14.47 [7] (0:14.47)	18.7L	0:38.83	-5

Scratched: Blue Eye Dame (#9), Run Lucy Run (#3)

[ ] Ranking at each section and finish  
 -:-:- No data available at this section  
 NA No data available

SCN Saddle cloth number  
 DNF Did not finish  
 DNT Did not track



Horse/Jockey Name	Mixed Signals
Final Rank	1
Fastest Section Time (Section)	0:11.55 (1000m)
Top Speed [km/h] (Section)	65.6 (Overall)
Race State	Finished



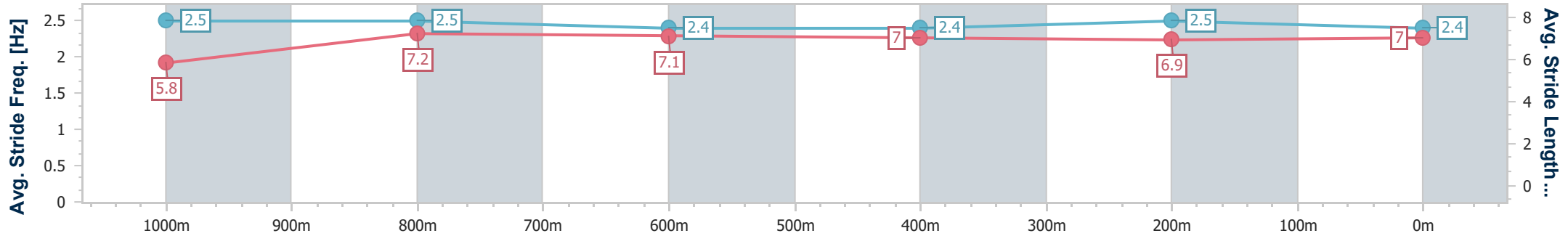
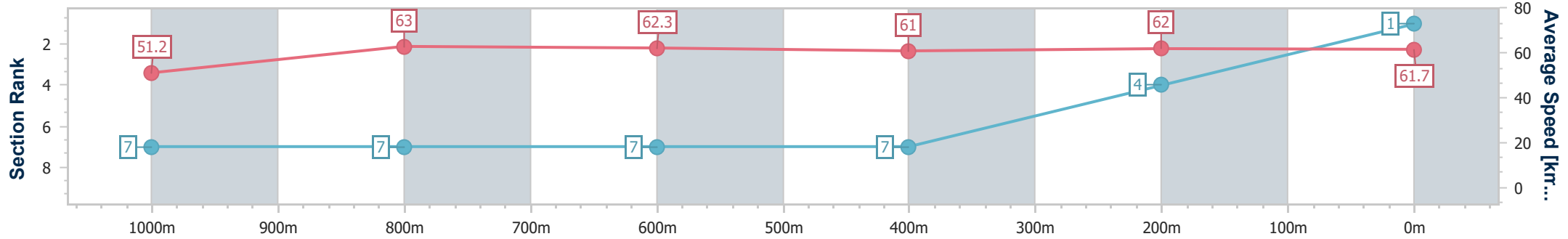
Toowoomba QLD Professional  
 Race 7: HAPPY 21ST KAITLYN HUGHES QTIS Three-Year-Old  
 BENCHMARK 58 Handicap - 1200m



23 November 2024 - 19:21

Track Rating: Soft 5, Weather: Fine, Rail Position: +1m Entire

Section	Overall	1000m	800m	600m	400m	200m
Section Times	1:12.40 [1] (0:14.01)	0:58.39 [7] (0:11.55)	0:46.84 [7] (0:11.63)	0:35.21 [7] (0:11.87)	0:23.34 [7] (0:11.65)	0:11.69 [4] (0:11.69)
Average Speed [km/h]	51.2	63.0	62.3	61.0	62.0	61.7
Top Speed [km/h]	65.6	64.3	63.5	62.5	63.3	62.4
Avg. Dist. to Rail [m]	6.4	3.0	1.8	1.3	0.7	1.0
Avg. Stride Freq. [Hz]	2.5	2.5	2.4	2.4	2.5	2.4
Avg. Stride Length [m]	5.8	7.2	7.1	7.0	6.9	7.0



- [ ] Ranking at each section and finish
- .-.- No data available at this section
- NA No data available



Horse/Jockey Name	Mishani Crown
Final Rank	2
Fastest Section Time (Section)	0:11.12 (1000m)
Top Speed [km/h] (Section)	68.5 (1000m)
Race State	Finished



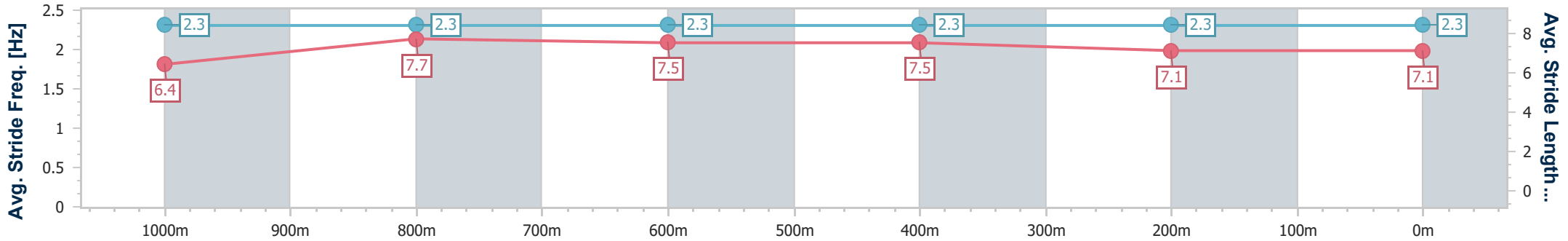
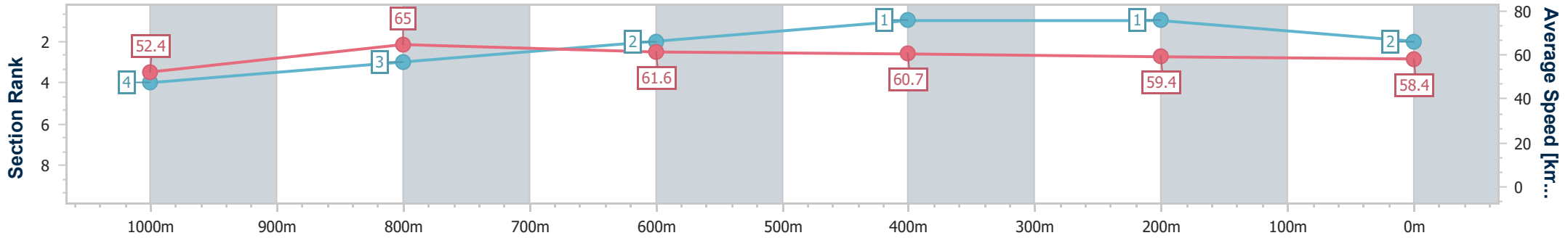
Toowoomba QLD Professional  
 Race 7: HAPPY 21ST KAITLYN HUGHES QTIS Three-Year-Old  
 BENCHMARK 58 Handicap - 1200m



23 November 2024 - 19:21

Track Rating: Soft 5, Weather: Fine, Rail Position: +1m Entire

Section	Overall	1000m	800m	600m	400m	200m
Section Times	1:12.65 [2] (0:13.71)	0:58.94 [4] (0:11.12)	0:47.82 [3] (0:11.65)	0:36.17 [2] (0:11.75)	0:24.42 [1] (0:12.07)	0:12.35 [1] (0:12.35)
Average Speed [km/h]	52.4	65.0	61.6	60.7	59.4	58.4
Top Speed [km/h]	67.4	68.5	63.1	62.1	60.8	59.7
Avg. Dist. to Rail [m]	5.7	2.0	1.3	1.6	0.8	1.7
Avg. Stride Freq. [Hz]	2.3	2.3	2.3	2.3	2.3	2.3
Avg. Stride Length [m]	6.4	7.7	7.5	7.5	7.1	7.1



- [ ] Ranking at each section and finish
- .-.- No data available at this section
- NA No data available





Horse/Jockey Name	Aquatier
Final Rank	3
Fastest Section Time (Section)	0:11.24 (1000m)
Top Speed [km/h] (Section)	66.3 (1000m)
Race State	Finished



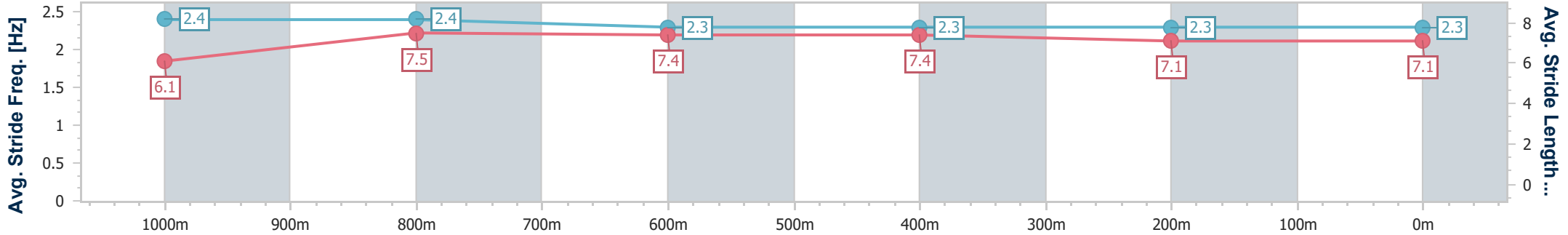
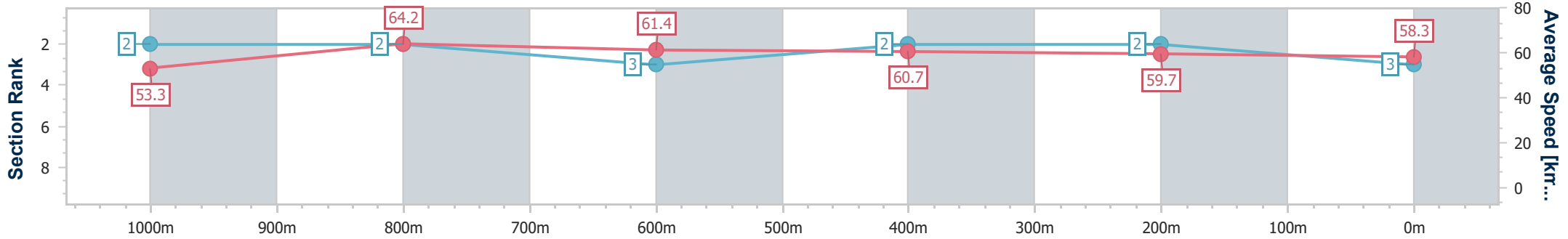
Toowoomba QLD Professional  
Race 7: HAPPY 21ST KAITLYN HUGHES QTIS Three-Year-Old  
BENCHMARK 58 Handicap - 1200m



23 November 2024 - 19:21

Track Rating: Soft 5, Weather: Fine, Rail Position: +1m Entire

Section	Overall	1000m	800m	600m	400m	200m
Section Times	1:12.69 [3] (0:13.57)	0:59.12 [2] (0:11.24)	0:47.88 [2] (0:11.69)	0:36.19 [3] (0:11.90)	0:24.29 [2] (0:12.02)	0:12.27 [2] (0:12.27)
Average Speed [km/h]	53.3	64.2	61.4	60.7	59.7	58.3
Top Speed [km/h]	63.6	66.3	64.3	62.2	60.7	60.6
Avg. Dist. to Rail [m]	3.3	0.5	0.5	0.7	0.8	2.4
Avg. Stride Freq. [Hz]	2.4	2.4	2.3	2.3	2.3	2.3
Avg. Stride Length [m]	6.1	7.5	7.4	7.4	7.1	7.1



- [ ] Ranking at each section and finish
- .-.- No data available at this section
- NA No data available



Horse/Jockey Name	Mishani Express
Final Rank	4
Fastest Section Time (Section)	0:11.49 (1000m)
Top Speed [km/h] (Section)	64.5 (Overall)
Race State	Finished



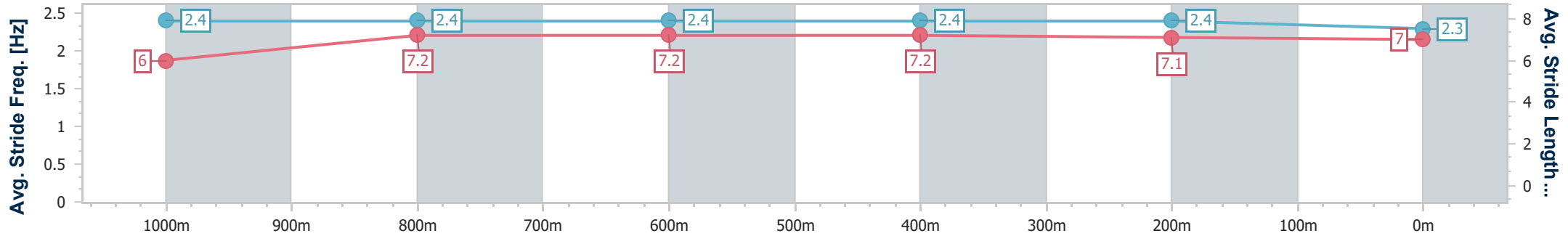
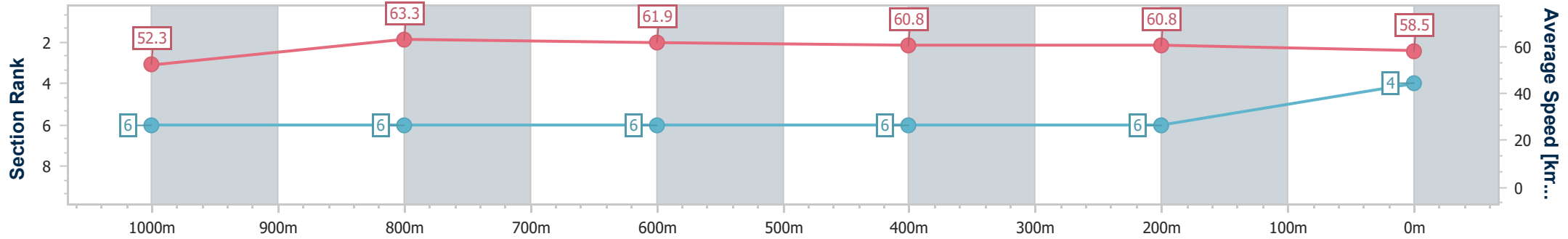
Toowoomba QLD Professional  
Race 7: HAPPY 21ST KAITLYN HUGHES QTIS Three-Year-Old  
BENCHMARK 58 Handicap - 1200m



23 November 2024 - 19:21

Track Rating: Soft 5, Weather: Fine, Rail Position: +1m Entire

Section	Overall	1000m	800m	600m	400m	200m
Section Times	1:13.08 [4] (0:13.80)	0:59.28 [6] (0:11.49)	0:47.79 [6] (0:11.71)	0:36.08 [6] (0:11.91)	0:24.17 [6] (0:11.88)	0:12.29 [6] (0:12.29)
Average Speed [km/h]	52.3	63.3	61.9	60.8	60.8	58.5
Top Speed [km/h]	64.5	64.5	63.2	63.0	62.0	60.9
Avg. Dist. to Rail [m]	8.6	3.5	2.0	1.4	1.0	4.4
Avg. Stride Freq. [Hz]	2.4	2.4	2.4	2.4	2.4	2.3
Avg. Stride Length [m]	6.0	7.2	7.2	7.2	7.1	7.0



- [ ] Ranking at each section and finish
- .-.- No data available at this section
- NA No data available



Horse/Jockey Name	Eagle's Fire
Final Rank	5
Fastest Section Time (Section)	0:11.19 (1000m)
Top Speed [km/h] (Section)	66.8 (1000m)
Race State	Finished



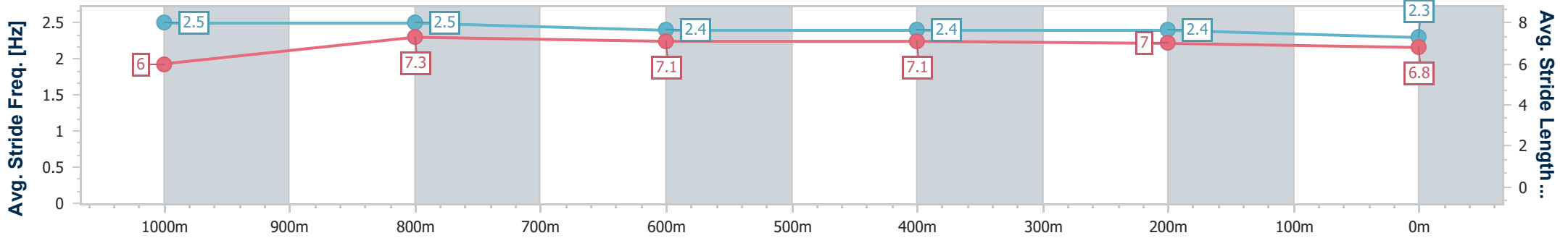
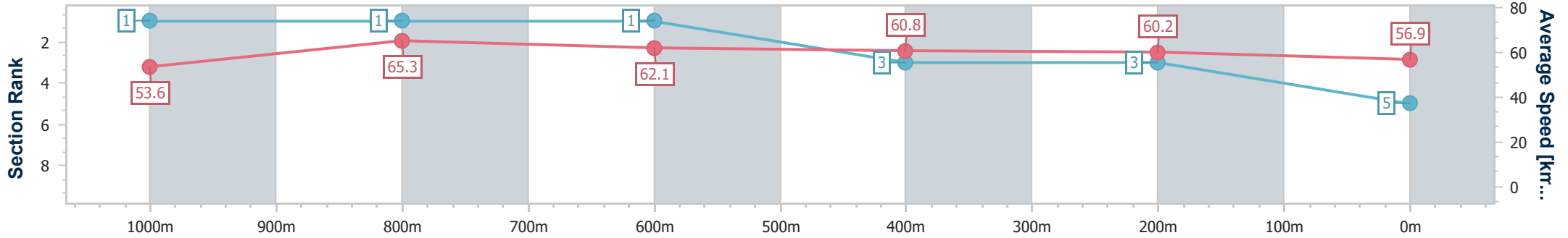
Toowoomba QLD Professional  
Race 7: HAPPY 21ST KAITLYN HUGHES QTIS Three-Year-Old  
BENCHMARK 58 Handicap - 1200m



23 November 2024 - 19:21

Track Rating: Soft 5, Weather: Fine, Rail Position: +1m Entire

Section	Overall	1000m	800m	600m	400m	200m
Section Times	1:13.09 [5] (0:13.52)	0:59.57 [1] (0:11.19)	0:48.38 [1] (0:11.72)	0:36.66 [1] (0:11.98)	0:24.68 [3] (0:12.08)	0:12.60 [3] (0:12.60)
Average Speed [km/h]	53.6	65.3	62.1	60.8	60.2	56.9
Top Speed [km/h]	63.2	66.8	65.6	62.8	61.2	60.8
Avg. Dist. to Rail [m]	7.8	3.1	3.1	2.4	2.6	5.8
Avg. Stride Freq. [Hz]	2.5	2.5	2.4	2.4	2.4	2.3
Avg. Stride Length [m]	6.0	7.3	7.1	7.1	7.0	6.8



- [ ] Ranking at each section and finish
- .-.- No data available at this section
- NA No data available



Horse/Jockey Name	Yes I'm Ugly
Final Rank	6
Fastest Section Time (Section)	0:11.34 (1000m)
Top Speed [km/h] (Section)	67.3 (Overall)
Race State	Finished



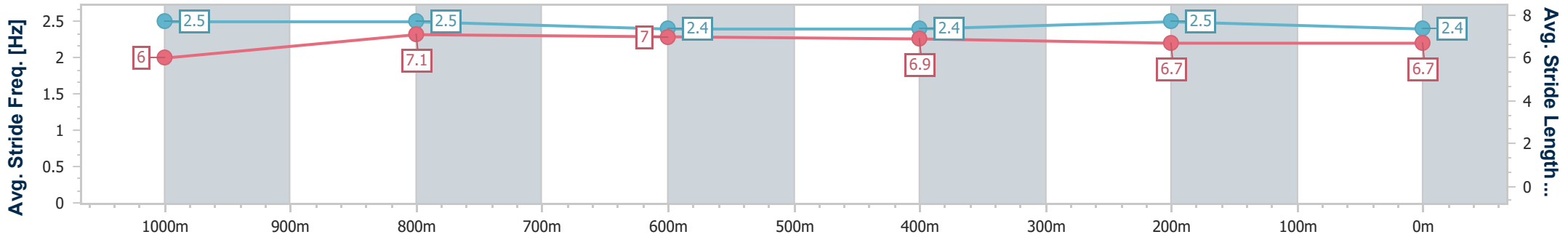
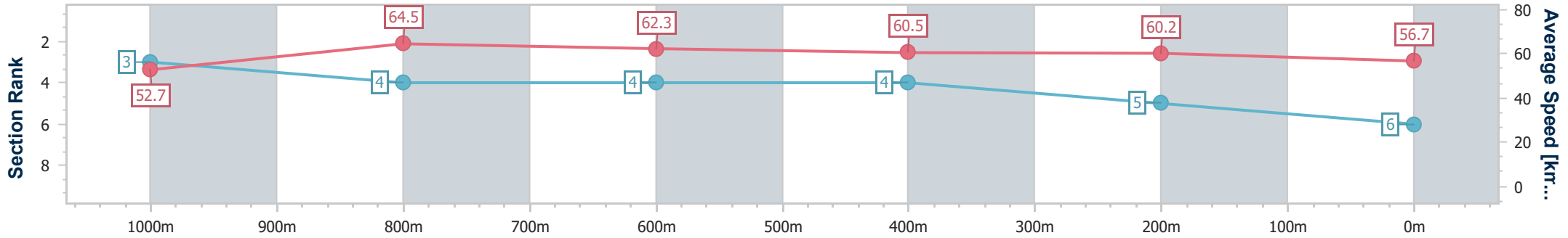
Toowoomba QLD Professional  
 Race 7: HAPPY 21ST KAITLYN HUGHES QTIS Three-Year-Old  
 BENCHMARK 58 Handicap - 1200m



23 November 2024 - 19:21

Track Rating: Soft 5, Weather: Fine, Rail Position: +1m Entire

Section	Overall	1000m	800m	600m	400m	200m
Section Times	1:13.45 [6] (0:13.69)	0:59.76 [3] (0:11.34)	0:48.42 [4] (0:11.66)	0:36.76 [4] (0:11.97)	0:24.79 [4] (0:12.06)	0:12.73 [5] (0:12.73)
Average Speed [km/h]	52.7	64.5	62.3	60.5	60.2	56.7
Top Speed [km/h]	67.3	66.7	63.1	61.9	61.4	59.7
Avg. Dist. to Rail [m]	5.5	3.7	2.7	1.6	2.8	4.2
Avg. Stride Freq. [Hz]	2.5	2.5	2.4	2.4	2.5	2.4
Avg. Stride Length [m]	6.0	7.1	7.0	6.9	6.7	6.7



- [ ] Ranking at each section and finish
- .-.-.- No data available at this section
- NA No data available



Horse/Jockey Name	Sunshinyday
Final Rank	7
Fastest Section Time (Section)	0:11.32 (1000m)
Top Speed [km/h] (Section)	66.0 (Overall)
Race State	Finished



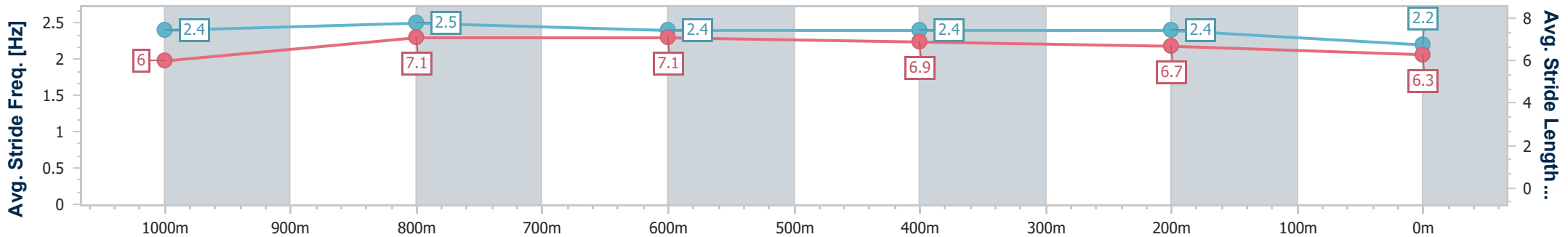
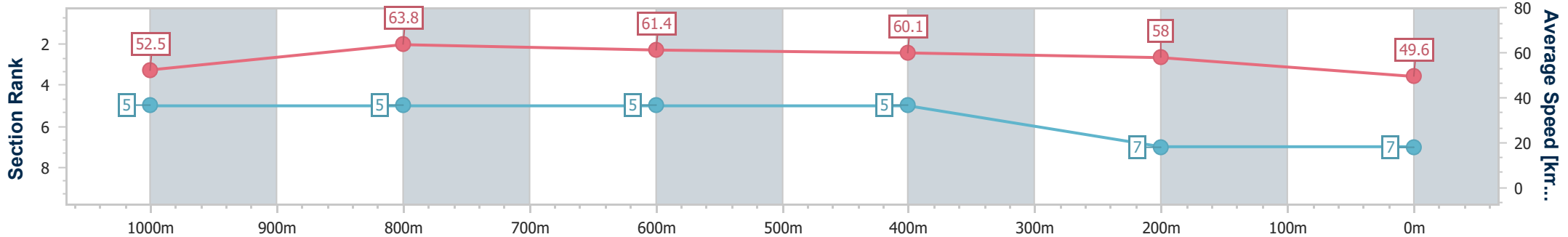
Toowoomba QLD Professional  
 Race 7: HAPPY 21ST KAITLYN HUGHES QTIS Three-Year-Old  
 BENCHMARK 58 Handicap - 1200m



23 November 2024 - 19:21

Track Rating: Soft 5, Weather: Fine, Rail Position: +1m Entire

Section	Overall	1000m	800m	600m	400m	200m
Section Times	1:15.64 [7] (0:13.72)	1:01.92 [5] (0:11.32)	0:50.60 [5] (0:11.77)	0:38.83 [5] (0:11.97)	0:26.86 [5] (0:12.39)	0:14.47 [7] (0:14.47)
Average Speed [km/h]	52.5	63.8	61.4	60.1	58.0	49.6
Top Speed [km/h]	66.0	66.0	62.5	61.1	59.1	57.3
Avg. Dist. to Rail [m]	2.9	1.6	1.1	0.6	1.5	2.1
Avg. Stride Freq. [Hz]	2.4	2.5	2.4	2.4	2.4	2.2
Avg. Stride Length [m]	6.0	7.1	7.1	6.9	6.7	6.3



- [ ] Ranking at each section and finish
- .-.- No data available at this section
- NA No data available



# Toowoomba QLD Professional

## Race 8: JACK HUGHES IS FINALLY 18 Class 1 Plate - 2000m

23 November 2024 - 20:01



Track Rating: Soft 5, Weather: Fine, Rail Position: +1m Entire

Section													Overall	1800m	1600m	1400m	1200m	1000m	800m	Last 600m
Field Times													2:05.91 (0:14.60)	1:51.31 (0:11.21)	1:40.10 (0:11.07)	1:29.03 (0:11.78)	1:17.25 (0:12.61)	1:04.64 (0:13.39)	0:51.25 (0:12.72)	0:38.53
Rank	TAB	Horse/Jockey	Barrier	Top Speed [km/h]	Fastest Section								Distance Travelled [m]							
1	10	SILVER GODDESS Anthony Allen	4	63.9 1600m	0:11.37 1600m	2:05.91 [1] (0:15.02)	1:50.89 [5] (0:11.44)	1:39.45 [5] (0:11.37)	1:28.08 [5] (0:11.92)	1:16.16 [5] (0:12.34)	1:03.82 [5] (0:13.01)	0:50.81 [4] (0:12.28)	0:38.53							
2	2	FORT DENISON Georgina Cartwright	5	65.7 1600m	0:11.29 1600m	2:07.08 [2] (0:15.30)	1:51.78 [7] (0:11.65)	1:40.13 [8] (0:11.29)	1:28.84 [7] (0:11.78)	1:17.06 [7] (0:12.34)	1:04.72 [7] (0:12.94)	0:51.78 [6] (0:12.53)	0:39.25	+5						
3	7	ADELAIDE'S LACE Montanna Savva	6	65.7 1800m	0:11.10 1600m	2:07.58 [3] (0:14.76)	1:52.82 [3] (0:11.14)	1:41.68 [2] (0:11.10)	1:30.58 [2] (0:11.90)	1:18.68 [2] (0:12.79)	1:05.89 [2] (0:13.33)	0:52.56 [3] (0:12.83)	0:39.73	-2						
4	5	LUMIERE Karl Zechner	7	64.2 1800m	0:11.33 1800m	2:07.71 [4] (0:14.95)	1:52.76 [4] (0:11.33)	1:41.43 [4] (0:11.42)	1:30.01 [4] (0:11.84)	1:18.17 [4] (0:12.26)	1:05.91 [3] (0:13.10)	0:52.81 [2] (0:12.64)	0:40.17	-1						
5	8	DESHORENTE Justin Stanley	1	65.2 1600m	0:11.07 1600m	2:08.23 [5] (0:14.60)	1:53.63 [1] (0:11.21)	1:42.42 [1] (0:11.07)	1:31.35 [1] (0:11.78)	1:19.57 [1] (0:12.61)	1:06.96 [1] (0:13.39)	0:53.57 [1] (0:12.91)	0:40.66	-5						
6	3	GIRRAMAY Damien Boutet	9	63.5 1400m	0:11.41 1800m	2:08.38 [6] (0:15.58)	1:52.80 [9] (0:11.41)	1:41.39 [9] (0:11.52)	1:29.87 [9] (0:11.78)	1:18.09 [8] (0:12.31)	1:05.78 [8] (0:12.92)	0:52.86 [8] (0:12.68)	0:40.18	+1						
7	6	WHYTEEPEE Jake Molloy	2	64.8 1600m	0:11.36 1600m	2:08.70 [7] (0:15.18)	1:53.52 [6] (0:11.43)	1:42.09 [6] (0:11.36)	1:30.73 [6] (0:11.94)	1:18.79 [6] (0:12.32)	1:06.47 [6] (0:13.14)	0:53.33 [7] (0:12.86)	0:40.47	-2						
8	4	GOIN' SKITZ Darren Evans	3	64.6 1800m	0:11.25 1800m	2:09.31 [8] (0:14.65)	1:54.66 [2] (0:11.25)	1:43.41 [3] (0:11.65)	1:31.76 [3] (0:11.96)	1:19.80 [3] (0:12.34)	1:07.46 [4] (0:13.29)	0:54.17 [5] (0:12.90)	0:41.27	-1						
9	1	CONQUISTADORES Les Tilley	8	64.1 1600m	0:11.50 1800m	2:13.13 [9] (0:15.38)	1:57.75 [8] (0:11.50)	1:46.25 [7] (0:11.57)	1:34.68 [8] (0:11.98)	1:22.70 [9] (0:12.18)	1:10.52 [9] (0:13.12)	0:57.40 [9] (0:12.85)	0:44.55	+1						

Scratched: Good Life Diva (#9)

[ ] Ranking at each section and finish  
 -:-:- No data available at this section  
 NA No data available

SCN Saddle cloth number  
 DNF Did not finish  
 DNT Did not track



# Toowoomba QLD Professional

## Race 8: JACK HUGHES IS FINALLY 18 Class 1 Plate - 2000m

23 November 2024 - 20:01



Track Rating: Soft 5, Weather: Fine, Rail Position: +1m Entire

Section					600m	400m	200m				Last 600m
Field Times					0:38.53 (0:12.58)	0:25.95 (0:12.78)	0:13.17 (0:13.17)				0:38.53
Rank	TAB	Horse/Jockey	Barrier	Top Speed [km/h]	Fastest Section				Margin		
1	10	SILVER GODDESS Anthony Allen	4	63.9 1600m	0:11.37 1600m	0:38.53 [1] (0:12.58)	0:25.95 [1] (0:12.78)	0:13.17 [1] (0:13.17)	2:05.91	0:38.53	
2	2	FORT DENISON Georgina Cartwright	5	65.7 1600m	0:11.29 1600m	0:39.25 [4] (0:12.73)	0:26.52 [3] (0:13.40)	0:13.12 [3] (0:13.12)	6.8L	0:39.25	+5
3	7	ADELAIDE'S LACE Montanna Savva	6	65.7 1800m	0:11.10 1600m	0:39.73 [5] (0:12.97)	0:26.76 [5] (0:13.34)	0:13.42 [4] (0:13.42)	9.6L	0:39.73	-2
4	5	LUMIERE Karl Zechner	7	64.2 1800m	0:11.33 1800m	0:40.17 [2] (0:12.72)	0:27.45 [2] (0:13.28)	0:14.17 [2] (0:14.17)	10.4L	0:40.17	-1
5	8	DESHORENTE Justin Stanley	1	65.2 1600m	0:11.07 1600m	0:40.66 [3] (0:13.07)	0:27.59 [4] (0:13.53)	0:14.06 [5] (0:14.06)	13.4L	0:40.66	-5
6	3	GIRRAMAY Damien Boutet	9	63.5 1400m	0:11.41 1800m	0:40.18 [7] (0:12.91)	0:27.27 [6] (0:13.46)	0:13.81 [6] (0:13.81)	14.2L	0:40.18	+1
7	6	WHYTEEPEE Jake Molloy	2	64.8 1600m	0:11.36 1600m	0:40.47 [8] (0:13.22)	0:27.25 [8] (0:13.34)	0:13.91 [7] (0:13.91)	16L	0:40.47	-2
8	4	GOIN' SKITZ Darren Evans	3	64.6 1800m	0:11.25 1800m	0:41.27 [6] (0:13.27)	0:28.00 [7] (0:13.66)	0:14.34 [8] (0:14.34)	19.5L	0:41.27	-1
9	1	CONQUISTADORES Les Tilley	8	64.1 1600m	0:11.50 1800m	0:44.55 [9] (0:13.26)	0:31.29 [9] (0:14.17)	0:17.12 [9] (0:17.12)	41.8L	0:44.55	+1

Scratched: Good Life Diva (#9)

[ ] Ranking at each section and finish  
 -:-:- No data available at this section  
 NA No data available

SCN Saddle cloth number  
 DNF Did not finish  
 DNT Did not track



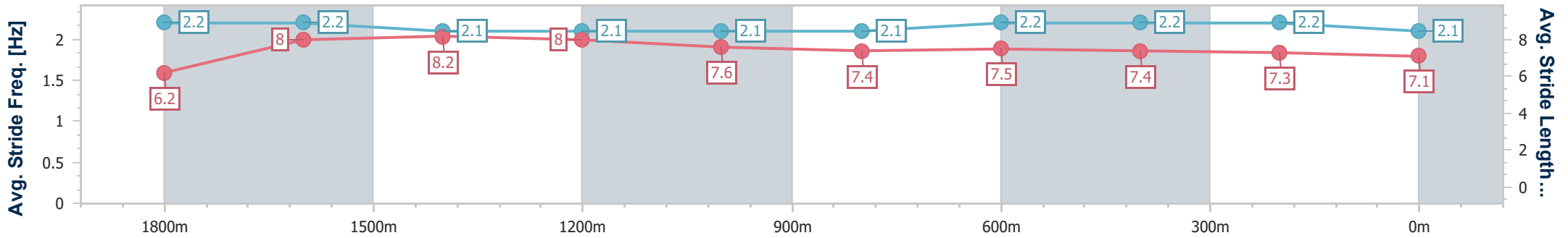
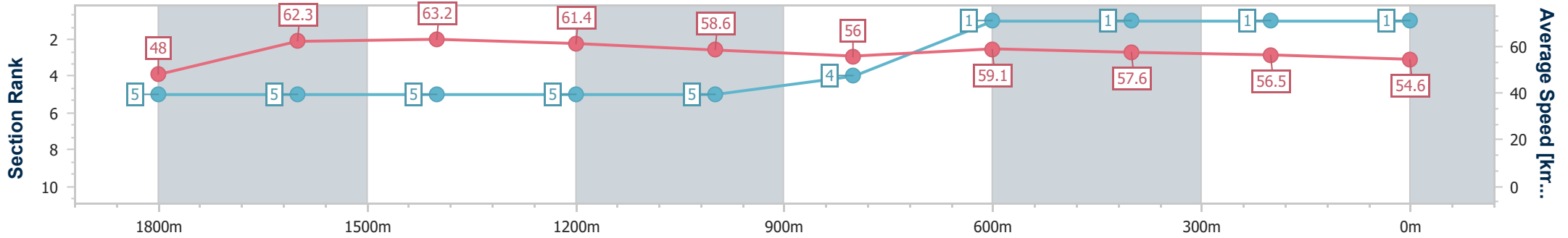
Horse/Jockey Name	Silver Goddess
Final Rank	1
Fastest Section Time (Section)	0:11.37 (1600m)
Top Speed [km/h] (Section)	63.9 (1600m)
Race State	Finished



Toowoomba QLD Professional  
 Race 8: JACK HUGHES IS FINALLY 18 Class 1 Plate - 2000m  
 23 November 2024 - 20:01  
 Track Rating: Soft 5, Weather: Fine, Rail Position: +1m Entire



Section	Overall	1800m	1600m	1400m	1200m	1000m	800m	600m	400m	200m
Section Times	2:05.91 [1] (0:15.02)	1:50.89 [5] (0:11.44)	1:39.45 [5] (0:11.37)	1:28.08 [5] (0:11.92)	1:16.16 [5] (0:12.34)	1:03.82 [5] (0:13.01)	0:50.81 [4] (0:12.28)	0:38.53 [1] (0:12.58)	0:25.95 [1] (0:12.78)	0:13.17 [1] (0:13.17)
Average Speed [km/h]	48.0	62.3	63.2	61.4	58.6	56.0	59.1	57.6	56.5	54.6
Top Speed [km/h]	62.2	63.6	63.9	63.3	60.3	57.4	60.4	58.8	57.3	55.7
Avg. Dist. to Rail [m]	1.6	1.9	0.8	2.6	3.6	3.1	2.8	1.2	0.4	1.0
Avg. Stride Freq. [Hz]	2.2	2.2	2.1	2.1	2.1	2.1	2.2	2.2	2.2	2.1
Avg. Stride Length [m]	6.2	8.0	8.2	8.0	7.6	7.4	7.5	7.4	7.3	7.1



- [ ] Ranking at each section and finish
- .-.- No data available at this section
- NA No data available





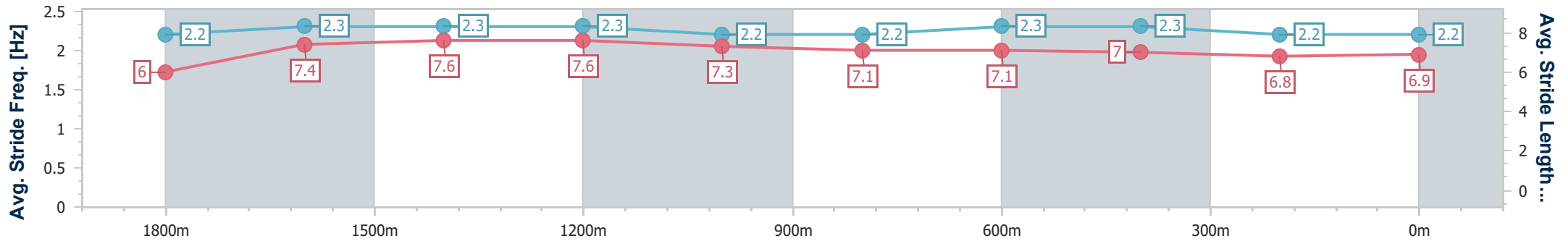
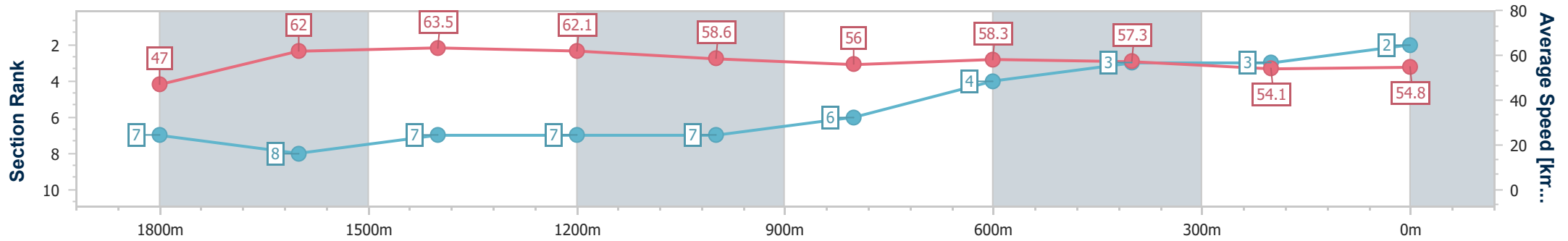
Horse/Jockey Name	Fort Denison
Final Rank	2
Fastest Section Time (Section)	0:11.29 (1600m)
Top Speed [km/h] (Section)	65.7 (1600m)
Race State	Finished



Toowoomba QLD Professional  
 Race 8: JACK HUGHES IS FINALLY 18 Class 1 Plate - 2000m  
 23 November 2024 - 20:01  
 Track Rating: Soft 5, Weather: Fine, Rail Position: +1m Entire



Section	Overall	1800m	1600m	1400m	1200m	1000m	800m	600m	400m	200m
Section Times	2:07.08 [2] (0:15.30)	1:51.78 [7] (0:11.65)	1:40.13 [8] (0:11.29)	1:28.84 [7] (0:11.78)	1:17.06 [7] (0:12.34)	1:04.72 [7] (0:12.94)	0:51.78 [6] (0:12.53)	0:39.25 [4] (0:12.73)	0:26.52 [3] (0:13.40)	0:13.12 [3] (0:13.12)
Average Speed [km/h]	47.0	62.0	63.5	62.1	58.6	56.0	58.3	57.3	54.1	54.8
Top Speed [km/h]	61.2	62.7	65.7	65.4	61.2	56.9	59.9	59.0	55.6	55.9
Avg. Dist. to Rail [m]	5.5	0.9	0.7	2.6	3.9	2.9	3.6	2.9	1.6	0.8
Avg. Stride Freq. [Hz]	2.2	2.3	2.3	2.3	2.2	2.2	2.3	2.3	2.2	2.2
Avg. Stride Length [m]	6.0	7.4	7.6	7.6	7.3	7.1	7.1	7.0	6.8	6.9



- [ ] Ranking at each section and finish
- .-.- No data available at this section
- NA No data available



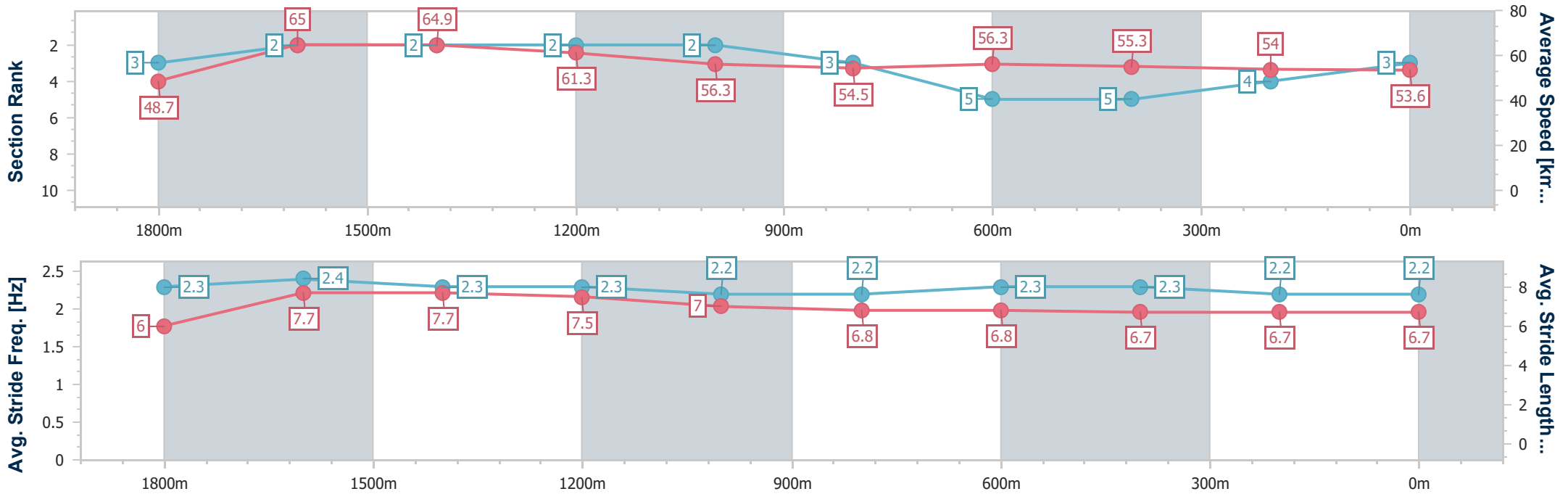
Horse/Jockey Name	Adelaide's Lace
Final Rank	3
Fastest Section Time (Section)	0:11.10 (1600m)
Top Speed [km/h] (Section)	65.7 (1800m)
Race State	Finished



Toowoomba QLD Professional  
 Race 8: JACK HUGHES IS FINALLY 18 Class 1 Plate - 2000m  
 23 November 2024 - 20:01  
 Track Rating: Soft 5, Weather: Fine, Rail Position: +1m Entire



Section	Overall	1800m	1600m	1400m	1200m	1000m	800m	600m	400m	200m
Section Times	2:07.58 [3] (0:14.76)	1:52.82 [3] (0:11.14)	1:41.68 [2] (0:11.10)	1:30.58 [2] (0:11.90)	1:18.68 [2] (0:12.79)	1:05.89 [2] (0:13.33)	0:52.56 [3] (0:12.83)	0:39.73 [5] (0:12.97)	0:26.76 [5] (0:13.34)	0:13.42 [4] (0:13.42)
Average Speed [km/h]	48.7	65.0	64.9	61.3	56.3	54.5	56.3	55.3	54.0	53.6
Top Speed [km/h]	64.1	65.7	65.7	63.9	58.4	55.7	58.0	56.6	54.9	54.7
Avg. Dist. to Rail [m]	3.4	0.5	1.3	2.0	2.3	2.5	1.1	0.8	1.1	1.8
Avg. Stride Freq. [Hz]	2.3	2.4	2.3	2.3	2.2	2.2	2.3	2.3	2.2	2.2
Avg. Stride Length [m]	6.0	7.7	7.7	7.5	7.0	6.8	6.8	6.7	6.7	6.7



- [ ] Ranking at each section and finish
- .-.- No data available at this section
- NA No data available



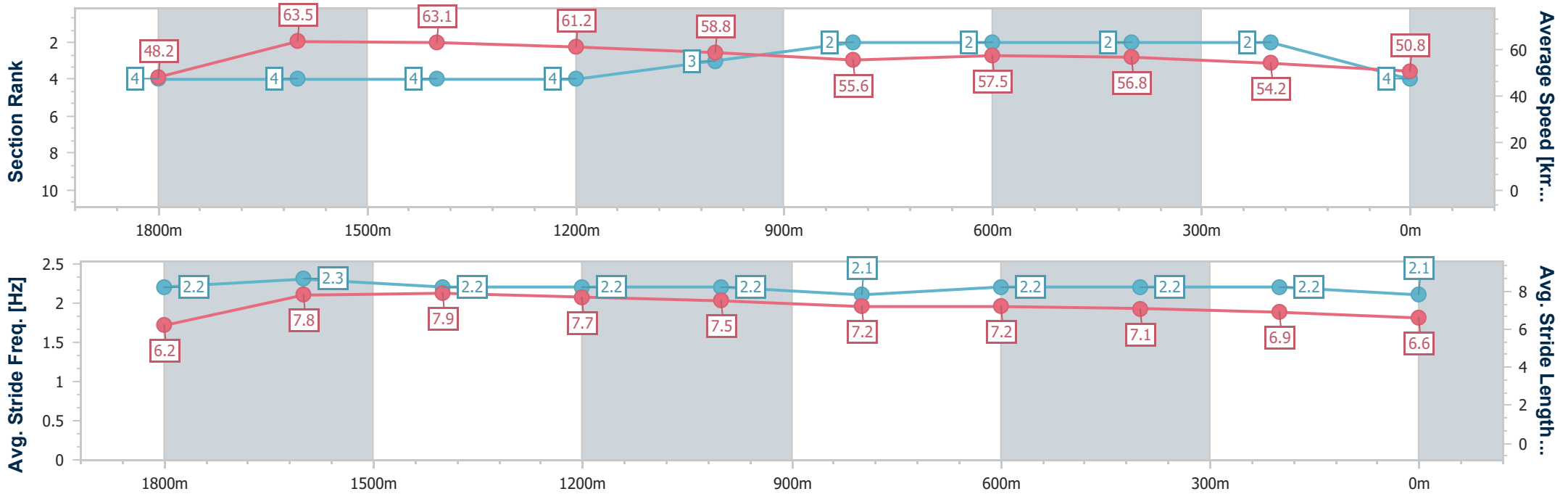
Horse/Jockey Name	Lumiere
Final Rank	4
Fastest Section Time (Section)	0:11.33 (1800m)
Top Speed [km/h] (Section)	64.2 (1800m)
Race State	Finished



Toowoomba QLD Professional  
 Race 8: JACK HUGHES IS FINALLY 18 Class 1 Plate - 2000m  
 23 November 2024 - 20:01  
 Track Rating: Soft 5, Weather: Fine, Rail Position: +1m Entire



Section	Overall	1800m	1600m	1400m	1200m	1000m	800m	600m	400m	200m
Section Times	2:07.71 [4] (0:14.95)	1:52.76 [4] (0:11.33)	1:41.43 [4] (0:11.42)	1:30.01 [4] (0:11.84)	1:18.17 [4] (0:12.26)	1:05.91 [3] (0:13.10)	0:52.81 [2] (0:12.64)	0:40.17 [2] (0:12.72)	0:27.45 [2] (0:13.28)	0:14.17 [2] (0:14.17)
Average Speed [km/h]	48.2	63.5	63.1	61.2	58.8	55.6	57.5	56.8	54.2	50.8
Top Speed [km/h]	63.2	64.2	64.2	63.1	59.9	57.3	59.4	57.8	56.2	51.5
Avg. Dist. to Rail [m]	3.4	0.5	0.4	1.3	2.7	2.8	2.8	1.2	0.4	1.3
Avg. Stride Freq. [Hz]	2.2	2.3	2.2	2.2	2.2	2.1	2.2	2.2	2.2	2.1
Avg. Stride Length [m]	6.2	7.8	7.9	7.7	7.5	7.2	7.2	7.1	6.9	6.6



- [ ] Ranking at each section and finish
- .-.- No data available at this section
- NA No data available



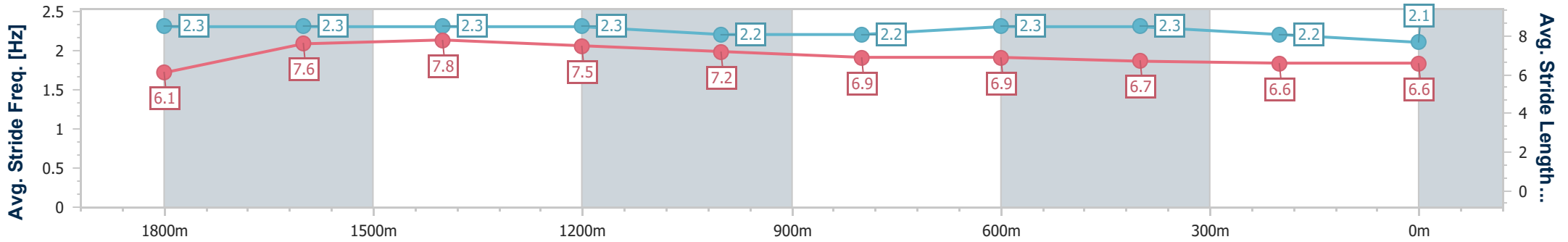
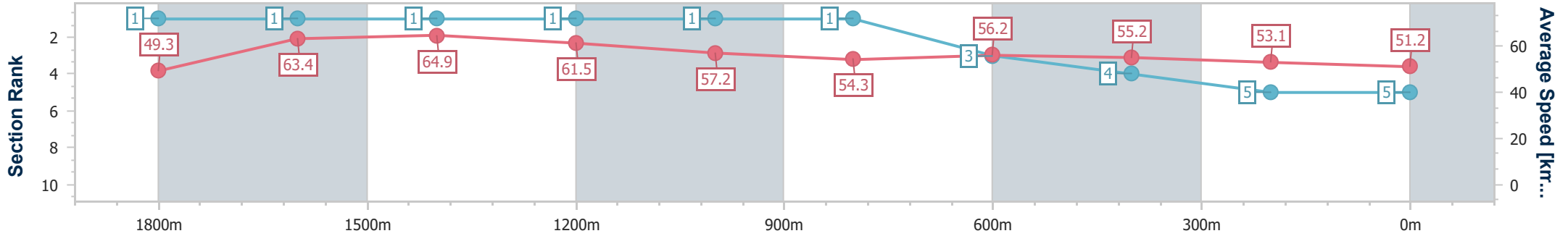
Horse/Jockey Name	Deshorente
Final Rank	5
Fastest Section Time (Section)	0:11.07 (1600m)
Top Speed [km/h] (Section)	65.2 (1600m)
Race State	Finished



Toowoomba QLD Professional  
 Race 8: JACK HUGHES IS FINALLY 18 Class 1 Plate - 2000m  
 23 November 2024 - 20:01  
 Track Rating: Soft 5, Weather: Fine, Rail Position: +1m Entire



Section	Overall	1800m	1600m	1400m	1200m	1000m	800m	600m	400m	200m
Section Times	2:08.23 [5] (0:14.60)	1:53.63 [1] (0:11.21)	1:42.42 [1] (0:11.07)	1:31.35 [1] (0:11.78)	1:19.57 [1] (0:12.61)	1:06.96 [1] (0:13.39)	0:53.57 [1] (0:12.91)	0:40.66 [3] (0:13.07)	0:27.59 [4] (0:13.53)	0:14.06 [5] (0:14.06)
Average Speed [km/h]	49.3	63.4	64.9	61.5	57.2	54.3	56.2	55.2	53.1	51.2
Top Speed [km/h]	63.7	64.4	65.2	64.4	59.4	54.8	57.3	57.1	54.4	52.6
Avg. Dist. to Rail [m]	1.5	2.0	0.7	1.2	2.4	2.5	2.0	0.6	0.3	0.4
Avg. Stride Freq. [Hz]	2.3	2.3	2.3	2.3	2.2	2.2	2.3	2.3	2.2	2.1
Avg. Stride Length [m]	6.1	7.6	7.8	7.5	7.2	6.9	6.9	6.7	6.6	6.6



- [ ] Ranking at each section and finish
- .-.- No data available at this section
- NA No data available



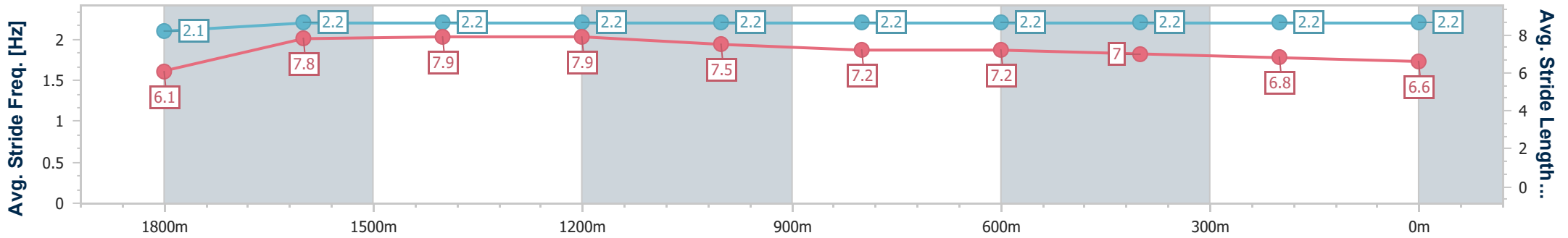
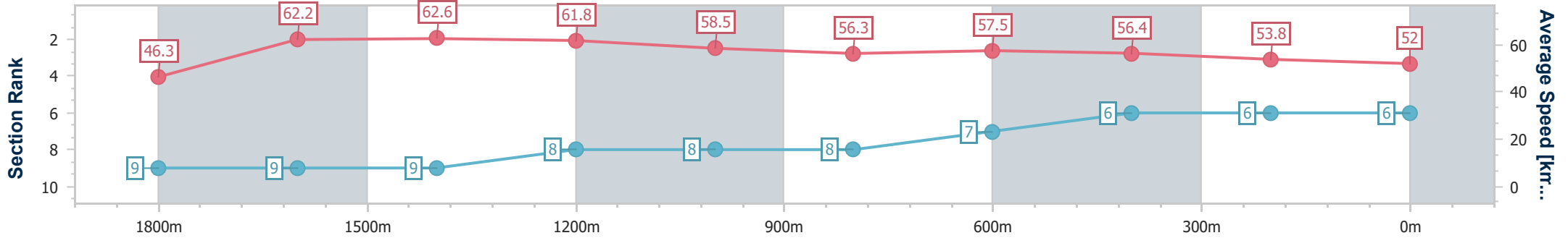
Horse/Jockey Name	Girramay
Final Rank	6
Fastest Section Time (Section)	0:11.41 (1800m)
Top Speed [km/h] (Section)	63.5 (1400m)
Race State	Finished



Toowoomba QLD Professional  
 Race 8: JACK HUGHES IS FINALLY 18 Class 1 Plate - 2000m  
 23 November 2024 - 20:01  
 Track Rating: Soft 5, Weather: Fine, Rail Position: +1m Entire



Section	Overall	1800m	1600m	1400m	1200m	1000m	800m	600m	400m	200m
Section Times	2:08.38 [6] (0:15.58)	1:52.80 [9] (0:11.41)	1:41.39 [9] (0:11.52)	1:29.87 [9] (0:11.78)	1:18.09 [8] (0:12.31)	1:05.78 [8] (0:12.92)	0:52.86 [8] (0:12.68)	0:40.18 [7] (0:12.91)	0:27.27 [6] (0:13.46)	0:13.81 [6] (0:13.81)
Average Speed [km/h]	46.3	62.2	62.6	61.8	58.5	56.3	57.5	56.4	53.8	52.0
Top Speed [km/h]	62.8	62.9	63.4	63.5	60.9	56.7	58.7	58.7	55.3	53.2
Avg. Dist. to Rail [m]	3.8	2.3	0.8	1.9	2.9	2.0	3.5	2.7	2.0	0.8
Avg. Stride Freq. [Hz]	2.1	2.2	2.2	2.2	2.2	2.2	2.2	2.2	2.2	2.2
Avg. Stride Length [m]	6.1	7.8	7.9	7.9	7.5	7.2	7.2	7.0	6.8	6.6



- [ ] Ranking at each section and finish
- .-.- No data available at this section
- NA No data available



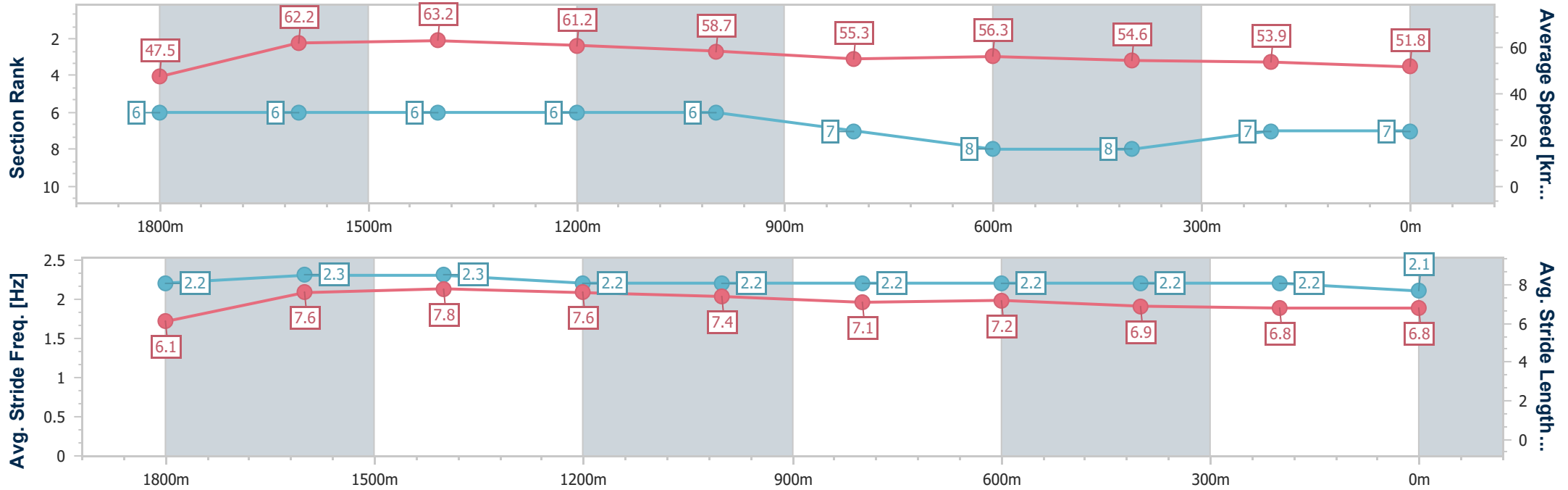
Horse/Jockey Name	Whyteepee
Final Rank	7
Fastest Section Time (Section)	0:11.36 (1600m)
Top Speed [km/h] (Section)	64.8 (1600m)
Race State	Finished



Toowoomba QLD Professional  
 Race 8: JACK HUGHES IS FINALLY 18 Class 1 Plate - 2000m  
 23 November 2024 - 20:01  
 Track Rating: Soft 5, Weather: Fine, Rail Position: +1m Entire



Section	Overall	1800m	1600m	1400m	1200m	1000m	800m	600m	400m	200m
Section Times	2:08.70 [7] (0:15.18)	1:53.52 [6] (0:11.43)	1:42.09 [6] (0:11.36)	1:30.73 [6] (0:11.94)	1:18.79 [6] (0:12.32)	1:06.47 [6] (0:13.14)	0:53.33 [7] (0:12.86)	0:40.47 [8] (0:13.22)	0:27.25 [8] (0:13.34)	0:13.91 [7] (0:13.91)
Average Speed [km/h]	47.5	62.2	63.2	61.2	58.7	55.3	56.3	54.6	53.9	51.8
Top Speed [km/h]	62.9	62.9	64.8	63.4	60.9	56.8	58.5	57.5	54.3	53.5
Avg. Dist. to Rail [m]	1.7	2.4	1.0	2.9	3.2	2.5	1.3	1.0	0.5	0.6
Avg. Stride Freq. [Hz]	2.2	2.3	2.3	2.2	2.2	2.2	2.2	2.2	2.2	2.1
Avg. Stride Length [m]	6.1	7.6	7.8	7.6	7.4	7.1	7.2	6.9	6.8	6.8



- [ ] Ranking at each section and finish
- .-.- No data available at this section
- NA No data available



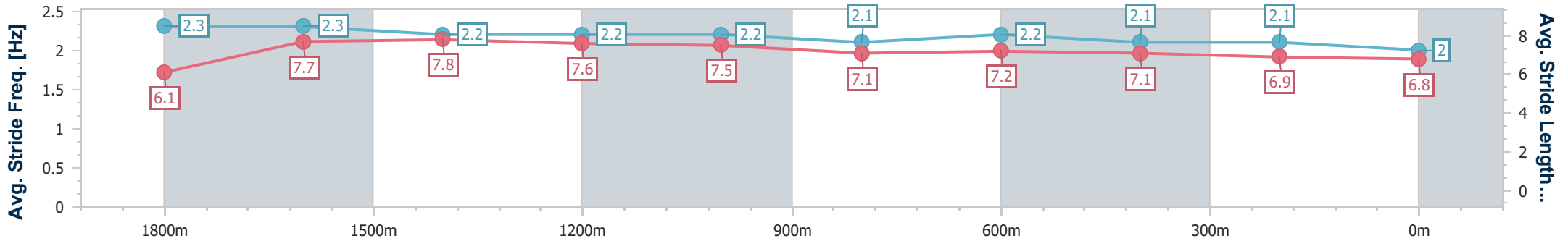
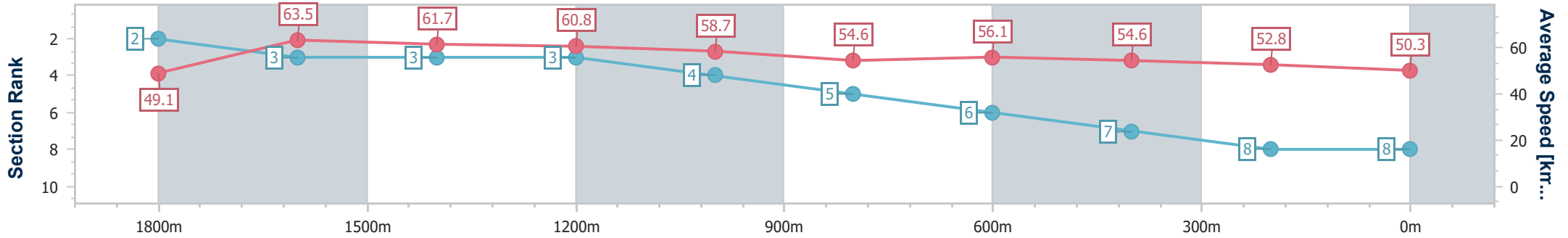
Horse/Jockey Name	Goin' Skitz
Final Rank	8
Fastest Section Time (Section)	0:11.25 (1800m)
Top Speed [km/h] (Section)	64.6 (1800m)
Race State	Finished



Toowoomba QLD Professional  
 Race 8: JACK HUGHES IS FINALLY 18 Class 1 Plate - 2000m  
 23 November 2024 - 20:01  
 Track Rating: Soft 5, Weather: Fine, Rail Position: +1m Entire



Section	Overall	1800m	1600m	1400m	1200m	1000m	800m	600m	400m	200m
Section Times	2:09.31 [8] (0:14.65)	1:54.66 [2] (0:11.25)	1:43.41 [3] (0:11.65)	1:31.76 [3] (0:11.96)	1:19.80 [3] (0:12.34)	1:07.46 [4] (0:13.29)	0:54.17 [5] (0:12.90)	0:41.27 [6] (0:13.27)	0:28.00 [7] (0:13.66)	0:14.34 [8] (0:14.34)
Average Speed [km/h]	49.1	63.5	61.7	60.8	58.7	54.6	56.1	54.6	52.8	50.3
Top Speed [km/h]	64.5	64.6	63.2	61.7	60.6	56.4	57.5	57.0	53.6	52.7
Avg. Dist. to Rail [m]	1.6	1.9	0.7	2.0	2.9	2.6	2.0	1.1	1.1	0.7
Avg. Stride Freq. [Hz]	2.3	2.3	2.2	2.2	2.2	2.1	2.2	2.1	2.1	2.0
Avg. Stride Length [m]	6.1	7.7	7.8	7.6	7.5	7.1	7.2	7.1	6.9	6.8



- [ ] Ranking at each section and finish
- .-.- No data available at this section
- NA No data available



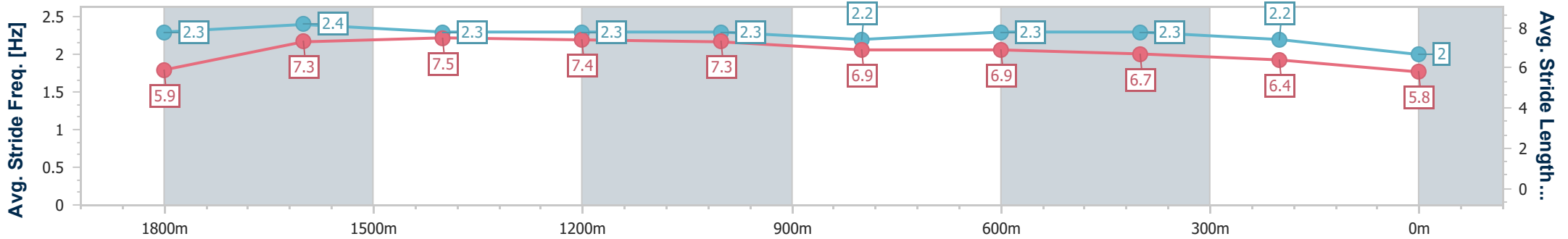
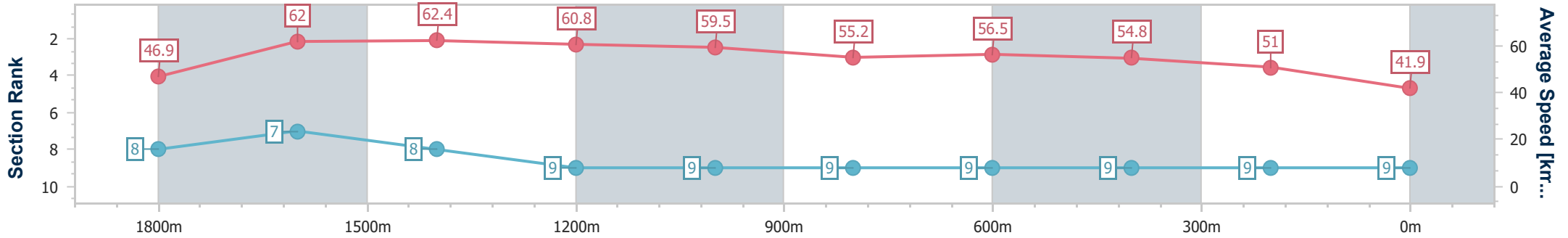
Horse/Jockey Name	Conquistadores
Final Rank	9
Fastest Section Time (Section)	0:11.50 (1800m)
Top Speed [km/h] (Section)	64.1 (1600m)
Race State	Finished



Toowoomba QLD Professional  
 Race 8: JACK HUGHES IS FINALLY 18 Class 1 Plate - 2000m  
 23 November 2024 - 20:01  
 Track Rating: Soft 5, Weather: Fine, Rail Position: +1m Entire



Section	Overall	1800m	1600m	1400m	1200m	1000m	800m	600m	400m	200m
Section Times	2:13.13 [9] (0:15.38)	1:57.75 [8] (0:11.50)	1:46.25 [7] (0:11.57)	1:34.68 [8] (0:11.98)	1:22.70 [9] (0:12.18)	1:10.52 [9] (0:13.12)	0:57.40 [9] (0:12.85)	0:44.55 [9] (0:13.26)	0:31.29 [9] (0:14.17)	0:17.12 [9] (0:17.12)
Average Speed [km/h]	46.9	62.0	62.4	60.8	59.5	55.2	56.5	54.8	51.0	41.9
Top Speed [km/h]	62.5	63.1	64.1	63.8	61.8	57.4	57.6	57.5	53.4	47.2
Avg. Dist. to Rail [m]	4.3	2.2	0.9	2.5	3.6	1.9	2.5	1.8	1.8	1.8
Avg. Stride Freq. [Hz]	2.3	2.4	2.3	2.3	2.3	2.2	2.3	2.3	2.2	2.0
Avg. Stride Length [m]	5.9	7.3	7.5	7.4	7.3	6.9	6.9	6.7	6.4	5.8



- [ ] Ranking at each section and finish
- .-.- No data available at this section
- NA No data available