



Aquis Park Gold Coast Poly QLD Professional

Race 2: Midway Metals – Back A Winner Maiden Handicap - 1540m

23 November 2024 - 14:03



Track Rating: Synthetic, Weather: Overcast, Rail Position: True

Section		Field Times												
Overall	1400m	1200m	1000m	800m	600m	400m	Last 600m							
1:33.12 (0:10.09)	1:23.03 (0:11.47)	1:11.56 (0:11.43)	1:00.13 (0:11.59)	0:48.54 (0:12.07)	0:36.47 (0:12.00)	0:24.47 (0:12.02)	0:36.47							
Rank	TAB	Horse/Jockey	Barrier	Top Speed [km/h]	Fastest Section	Overall	1400m	1200m	1000m	800m	600m	400m	Last 600m	Distance Travelled [m]
1	1	FAST DA Paul Hammersley	11	66.0	0:10.09	1:33.12 [1] (0:10.09)	1:23.03 [1] (0:11.62)	1:11.41 [3] (0:11.28)	1:00.13 [1] (0:11.59)	0:48.54 [1] (0:12.07)	0:36.47 [1] (0:12.00)	0:24.47 [1] (0:12.02)	0:36.47	
2	6	THUNDER SHANGHAI Jai Williams	5	64.9	0:10.29	1:33.91 [2] (0:10.29)	1:23.62 [5] (0:11.77)	1:11.85 [7] (0:11.51)	1:00.34 [7] (0:11.95)	0:48.39 [8] (0:11.95)	0:36.44 [9] (0:12.05)	0:24.39 [8] (0:12.11)	0:36.44	-5
3	5	SOMAX Jackson Murphy	1	64.0	0:10.52	1:34.02 [3] (0:10.52)	1:23.50 [9] (0:11.71)	1:11.79 [9] (0:11.47)	1:00.32 [8] (0:11.74)	0:48.58 [7] (0:11.95)	0:36.63 [7] (0:12.16)	0:24.47 [9] (0:12.29)	0:36.63	-12
4	7	ARGUABLE Brandon Lerena	8	64.1	0:10.22	1:34.16 [4] (0:10.22)	1:23.94 [4] (0:11.63)	1:12.31 [4] (0:11.56)	1:00.75 [5] (0:11.89)	0:48.86 [6] (0:11.95)	0:36.91 [6] (0:12.26)	0:24.65 [7] (0:12.26)	0:36.91	-8
5	10	MIDNIGHT SEAS Shania Willis	3	65.5	0:10.31	1:34.18 [5] (0:10.31)	1:23.87 [6] (0:11.57)	1:12.30 [5] (0:11.46)	1:00.84 [4] (0:11.79)	0:49.05 [4] (0:12.03)	0:37.02 [5] (0:12.17)	0:24.85 [4] (0:12.26)	0:37.02	-9
6	4	BUSTERKICK Sean Cormack	2	63.7	0:10.47	1:34.55 [6] (0:10.47)	1:24.08 [8] (0:11.75)	1:12.33 [8] (0:11.57)	1:00.76 [9] (0:11.81)	0:48.95 [9] (0:11.82)	0:37.13 [8] (0:12.08)	0:25.05 [6] (0:12.44)	0:37.13	-1
7	9	TANGO SPIRIT Nozi Tomizawa	6	63.4	0:10.53	1:34.57 [7] (0:10.53)	1:24.04 [10] (0:12.00)	1:12.04 [10] (0:11.53)	1:00.51 [10] (0:11.70)	0:48.81 [10] (0:11.85)	0:36.96 [10] (0:12.13)	0:24.83 [10] (0:12.30)	0:36.96	-5
8	11	TWOPOINTFOUR Noriyuki Masuda	9	65.6	0:10.11	1:34.77 [8] (0:10.11)	1:24.66 [2] (0:11.45)	1:13.21 [1] (0:11.51)	1:01.70 [2] (0:11.86)	0:49.84 [3] (0:12.08)	0:37.76 [3] (0:12.29)	0:25.47 [3] (0:12.57)	0:37.76	-4
9	2	NEO DIAMOND Jace McMurray	10	64.9	0:10.32	1:34.98 [9] (0:10.32)	1:24.66 [7] (0:11.65)	1:13.01 [6] (0:11.54)	1:01.47 [6] (0:11.78)	0:49.69 [5] (0:11.86)	0:37.83 [4] (0:12.21)	0:25.62 [5] (0:12.64)	0:37.83	+3
10	8	ANOTHERLOVELYDAY Micheal Hellyer	4	65.6	0:10.17	1:35.07 [10] (0:10.17)	1:24.90 [3] (0:11.54)	1:13.36 [2] (0:11.40)	1:01.96 [3] (0:11.73)	0:50.23 [2] (0:12.12)	0:38.11 [2] (0:12.19)	0:25.92 [2] (0:12.66)	0:38.11	-11

Scratched: Meanasenko (#3)

[] Ranking at each section and finish
 -:-:- No data available at this section
 NA No data available

SCN Saddle cloth number
 DNF Did not finish
 DNT Did not track



Aquis Park Gold Coast Poly QLD Professional

Race 2: Midway Metals – Back A Winner Maiden Handicap - 1540m



23 November 2024 - 14:03

Track Rating: Synthetic, Weather: Overcast, Rail Position: True

Section				200m				Last 600m	
Field Times				0:12.45 (0:12.45)				0:36.47	
Rank	TAB	Horse/Jockey	Barrier	Top Speed [km/h]	Fastest Section	Margin			Distance Travelled [m]
1	1	FAST DA Paul Hammersley	11	66.0 1400m	0:10.09 Overall	0:12.45 [1] (0:12.45)	1:33.12		0:36.47
2	6	THUNDER SHANGHAI Jai Williams	5	64.9 1200m	0:10.29 Overall	0:12.28 [3] (0:12.28)	4.5L		0:36.44 -5
3	5	SOMAX Jackson Murphy	1	64.0 1200m	0:10.52 Overall	0:12.18 [6] (0:12.18)	5L		0:36.63 -12
4	7	ARGUABLE Brandon Lerena	8	64.1 1200m	0:10.22 Overall	0:12.39 [4] (0:12.39)	5.8L		0:36.91 -8
5	10	MIDNIGHT SEAS Shania Willis	3	65.5 1400m	0:10.31 Overall	0:12.59 [2] (0:12.59)	5.9L		0:37.02 -9
6	4	BUSTERKICK Sean Cormack	2	63.7 1400m	0:10.47 Overall	0:12.61 [8] (0:12.61)	7.9L		0:37.13 -1
7	9	TANGO SPIRIT Nozi Tomizawa	6	63.4 1000m	0:10.53 Overall	0:12.53 [10] (0:12.53)	8L		0:36.96 -5
8	11	TWOPOINTFOUR Noriyuki Masuda	9	65.6 1400m	0:10.11 Overall	0:12.90 [7] (0:12.90)	9L		0:37.76 -4
9	2	NEO DIAMOND Jace McMurray	10	64.9 1400m	0:10.32 Overall	0:12.98 [9] (0:12.98)	10L		0:37.83 +3
10	8	ANOTHERLOVELYDAY Micheal Hellyer	4	65.6 1400m	0:10.17 Overall	0:13.26 [5] (0:13.26)	10.5L		0:38.11 -11

Scratched: Meanasenko (#3)

[] Ranking at each section and finish
 -:-:- No data available at this section
 NA No data available

SCN Saddle cloth number
 DNF Did not finish
 DNT Did not track



Horse/Jockey Name	Fast Da
Final Rank	1
Fastest Section Time (Section)	0:10.09 (Overall)
Top Speed [km/h] (Section)	66.0 (1400m)
Race State	Finished



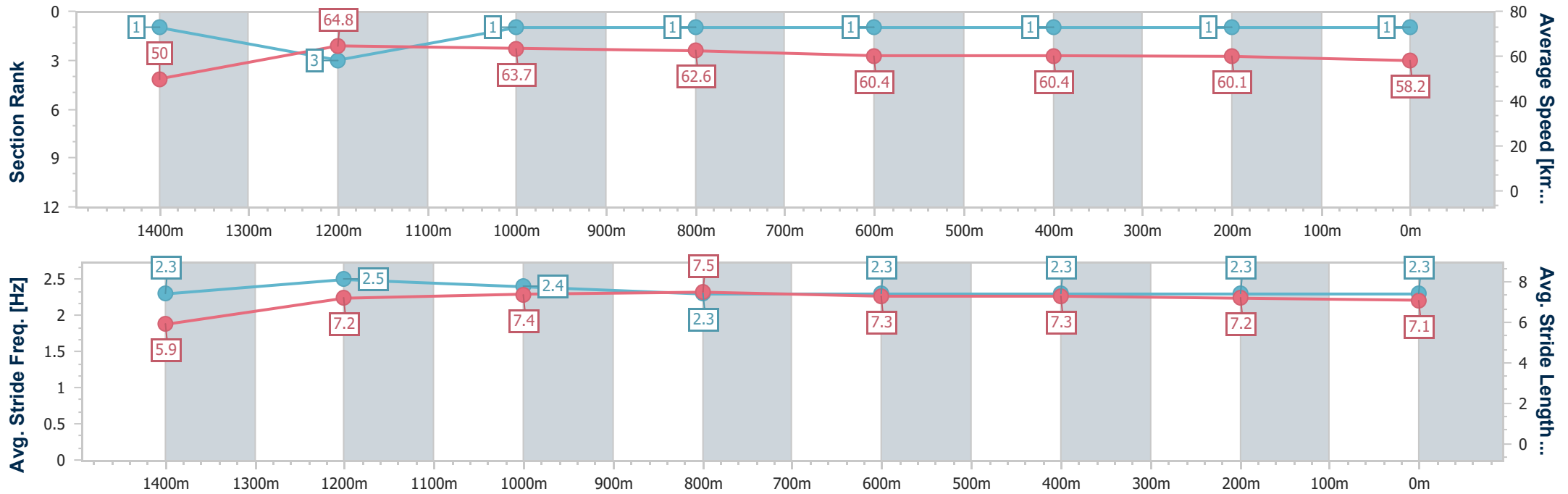
Aquis Park Gold Coast Poly QLD Professional
Race 2: Midway Metals – Back A Winner Maiden Handicap - 1540m



23 November 2024 - 14:03

Track Rating: Synthetic, Weather: Overcast, Rail Position: True

Section	Overall	1400m	1200m	1000m	800m	600m	400m	200m
Section Times	1:33.12 [1] (0:10.09)	1:23.03 [1] (0:11.62)	1:11.41 [3] (0:11.28)	1:00.13 [1] (0:11.59)	0:48.54 [1] (0:12.07)	0:36.47 [1] (0:12.00)	0:24.47 [1] (0:12.02)	0:12.45 [1] (0:12.45)
Average Speed [km/h]	50.0	64.8	63.7	62.6	60.4	60.4	60.1	58.2
Top Speed [km/h]	65.1	66.0	64.7	64.9	61.5	61.7	61.2	60.3
Avg. Dist. to Rail [m]	10.1	5.6	5.0	2.9	1.7	1.3	2.8	3.7
Avg. Stride Freq. [Hz]	2.3	2.5	2.4	2.3	2.3	2.3	2.3	2.3
Avg. Stride Length [m]	5.9	7.2	7.4	7.5	7.3	7.3	7.2	7.1



- [] Ranking at each section and finish
- .-.- No data available at this section
- NA No data available



Horse/Jockey Name	Thunder Shanghai
Final Rank	2
Fastest Section Time (Section)	0:10.29 (Overall)
Top Speed [km/h] (Section)	64.9 (1200m)
Race State	Finished



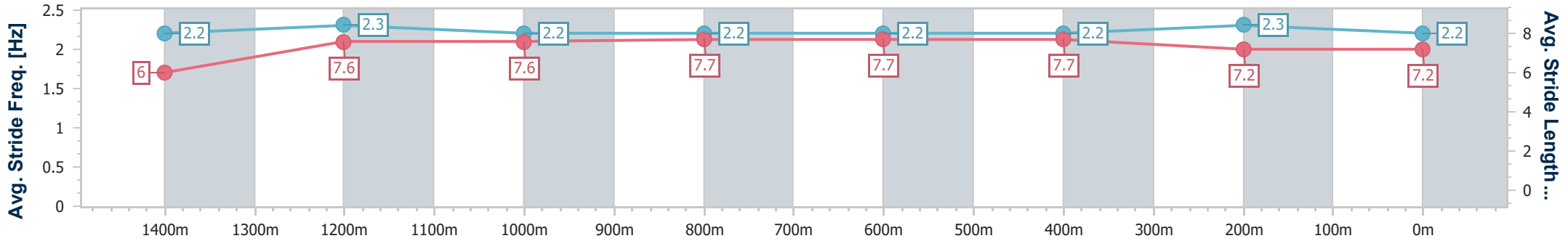
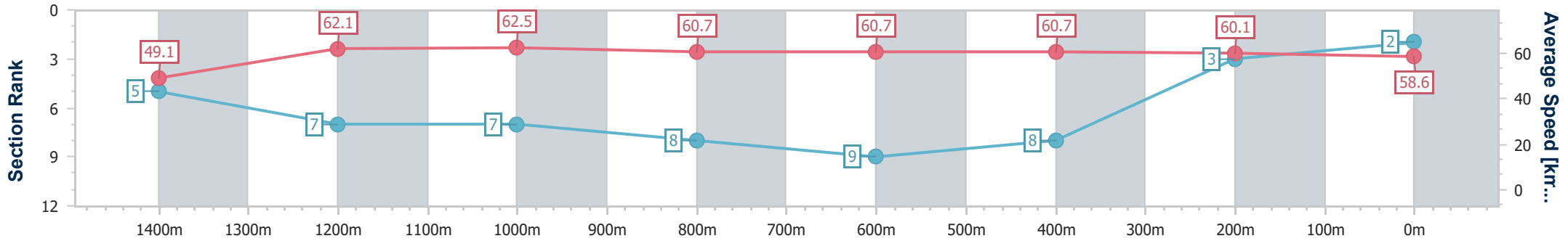
Aquis Park Gold Coast Poly QLD Professional
Race 2: Midway Metals – Back A Winner Maiden Handicap - 1540m



23 November 2024 - 14:03

Track Rating: Synthetic, Weather: Overcast, Rail Position: True

Section	Overall	1400m	1200m	1000m	800m	600m	400m	200m
Section Times	1:33.91 [2] (0:10.29)	1:23.62 [5] (0:11.77)	1:11.85 [7] (0:11.51)	1:00.34 [7] (0:11.95)	0:48.39 [8] (0:11.95)	0:36.44 [9] (0:12.05)	0:24.39 [8] (0:12.11)	0:12.28 [3] (0:12.28)
Average Speed [km/h]	49.1	62.1	62.5	60.7	60.7	60.7	60.1	58.6
Top Speed [km/h]	62.8	63.0	64.9	62.0	62.6	62.9	62.9	62.5
Avg. Dist. to Rail [m]	4.9	2.0	1.6	1.5	1.9	3.3	5.2	4.8
Avg. Stride Freq. [Hz]	2.2	2.3	2.2	2.2	2.2	2.2	2.3	2.2
Avg. Stride Length [m]	6.0	7.6	7.6	7.7	7.7	7.7	7.2	7.2



- [] Ranking at each section and finish
- .-.- No data available at this section
- NA No data available



Horse/Jockey Name	Somax
Final Rank	3
Fastest Section Time (Section)	0:10.52 (Overall)
Top Speed [km/h] (Section)	64.0 (1200m)
Race State	Finished



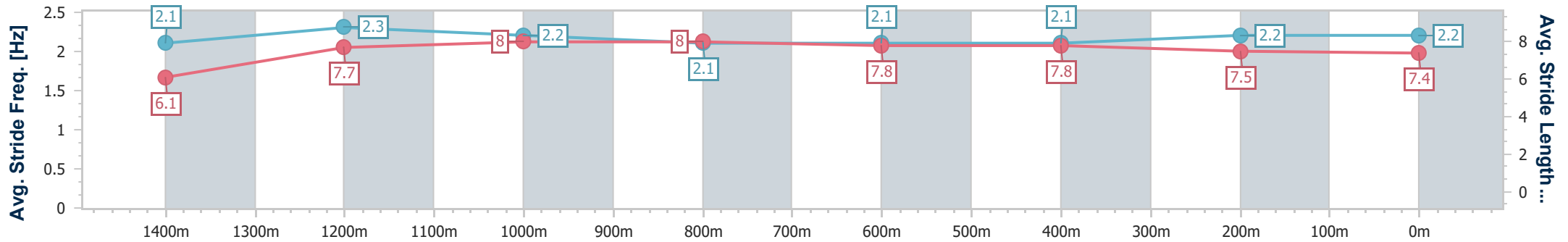
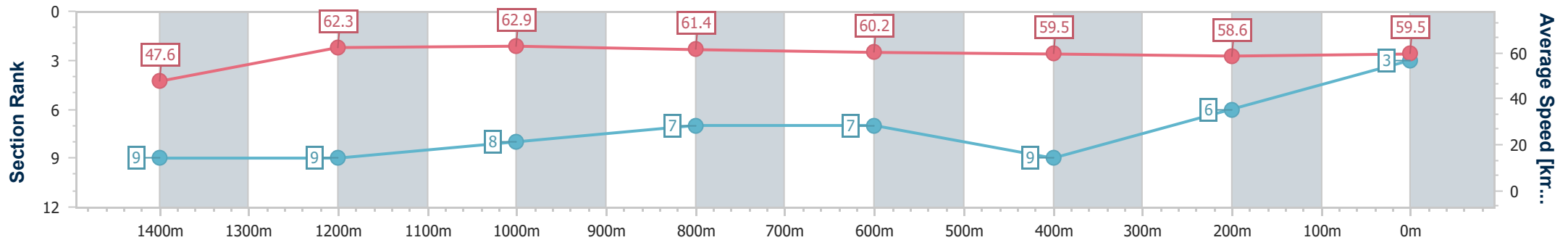
Aquis Park Gold Coast Poly QLD Professional
Race 2: Midway Metals – Back A Winner Maiden Handicap - 1540m



23 November 2024 - 14:03

Track Rating: Synthetic, Weather: Overcast, Rail Position: True

Section	Overall	1400m	1200m	1000m	800m	600m	400m	200m						
Section Times	1:34.02 [3] (0:10.52)	1:23.50 [9] (0:11.71)	1:11.79 [9] (0:11.47)	1:00.32 [8] (0:11.74)	0:48.58 [7] (0:11.95)	0:36.63 [7] (0:12.16)	0:24.47 [9] (0:12.29)	0:12.18 [6] (0:12.18)						
Average Speed [km/h]	47.6	62.3	62.9	61.4	60.2	59.5	58.6	59.5						
Top Speed [km/h]	63.7	63.6	64.0	62.8	61.4	60.9	59.9	61.2						
Avg. Dist. to Rail [m]	2.1	1.2	1.6	0.9	0.3	0.5	0.9	0.8						
Avg. Stride Freq. [Hz]	2.1	2.3	2.2	2.1	2.1	2.1	2.2	2.2						
Avg. Stride Length [m]	6.1	7.7	8.0	8.0	7.8	7.8	7.5	7.4						



- [] Ranking at each section and finish
- .-.- No data available at this section
- NA No data available



Horse/Jockey Name	Arguable
Final Rank	4
Fastest Section Time (Section)	0:10.22 (Overall)
Top Speed [km/h] (Section)	64.1 (1200m)
Race State	Finished



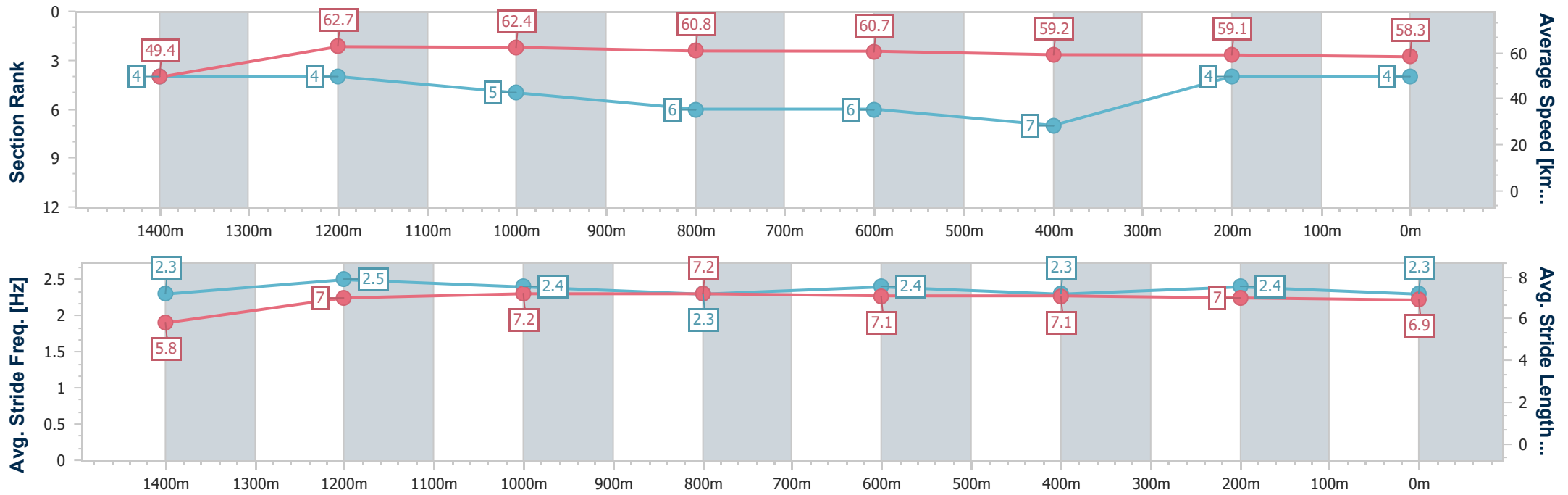
Aquis Park Gold Coast Poly QLD Professional
 Race 2: Midway Metals – Back A Winner Maiden Handicap - 1540m



23 November 2024 - 14:03

Track Rating: Synthetic, Weather: Overcast, Rail Position: True

Section	Overall	1400m	1200m	1000m	800m	600m	400m	200m
Section Times	1:34.16 [4] (0:10.22)	1:23.94 [4] (0:11.63)	1:12.31 [4] (0:11.56)	1:00.75 [5] (0:11.89)	0:48.86 [6] (0:11.95)	0:36.91 [6] (0:12.26)	0:24.65 [7] (0:12.26)	0:12.39 [4] (0:12.39)
Average Speed [km/h]	49.4	62.7	62.4	60.8	60.7	59.2	59.1	58.3
Top Speed [km/h]	62.7	64.0	64.1	62.9	62.2	61.2	60.8	59.4
Avg. Dist. to Rail [m]	6.6	1.7	1.5	2.0	1.1	1.3	2.7	4.0
Avg. Stride Freq. [Hz]	2.3	2.5	2.4	2.3	2.4	2.3	2.4	2.3
Avg. Stride Length [m]	5.8	7.0	7.2	7.2	7.1	7.1	7.0	6.9



- [] Ranking at each section and finish
- .-.- No data available at this section
- NA No data available



Horse/Jockey Name	Midnight Seas
Final Rank	5
Fastest Section Time (Section)	0:10.31 (Overall)
Top Speed [km/h] (Section)	65.5 (1400m)
Race State	Finished



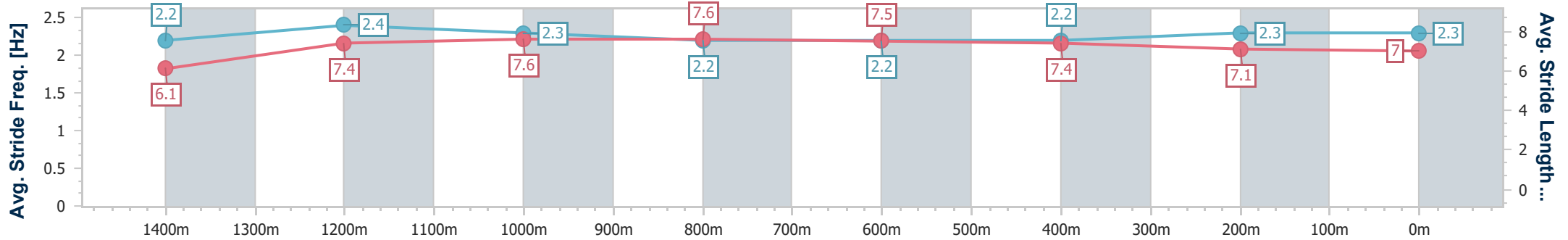
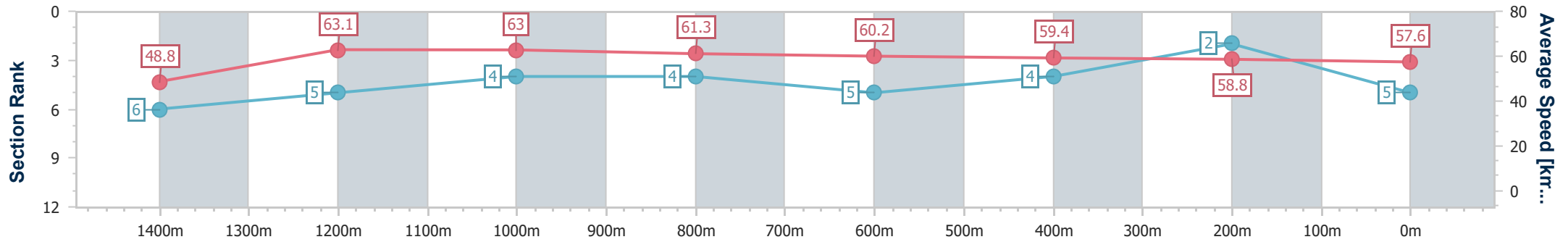
Aquis Park Gold Coast Poly QLD Professional
 Race 2: Midway Metals – Back A Winner Maiden Handicap - 1540m



23 November 2024 - 14:03

Track Rating: Synthetic, Weather: Overcast, Rail Position: True

Section	Overall	1400m	1200m	1000m	800m	600m	400m	200m
Section Times	1:34.18 [5] (0:10.31)	1:23.87 [6] (0:11.57)	1:12.30 [5] (0:11.46)	1:00.84 [4] (0:11.79)	0:49.05 [4] (0:12.03)	0:37.02 [5] (0:12.17)	0:24.85 [4] (0:12.26)	0:12.59 [2] (0:12.59)
Average Speed [km/h]	48.8	63.1	63.0	61.3	60.2	59.4	58.8	57.6
Top Speed [km/h]	62.2	65.5	63.9	63.0	60.9	60.6	59.3	58.6
Avg. Dist. to Rail [m]	2.9	1.9	2.6	2.1	1.0	0.6	1.7	2.4
Avg. Stride Freq. [Hz]	2.2	2.4	2.3	2.2	2.2	2.2	2.3	2.3
Avg. Stride Length [m]	6.1	7.4	7.6	7.6	7.5	7.4	7.1	7.0



- [] Ranking at each section and finish
- .-.- No data available at this section
- NA No data available



Horse/Jockey Name	Busterkick
Final Rank	6
Fastest Section Time (Section)	0:10.47 (Overall)
Top Speed [km/h] (Section)	63.7 (1400m)
Race State	Finished



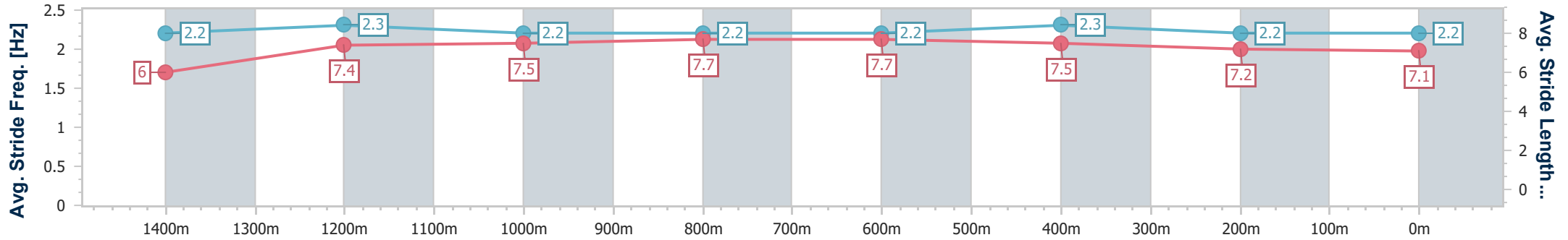
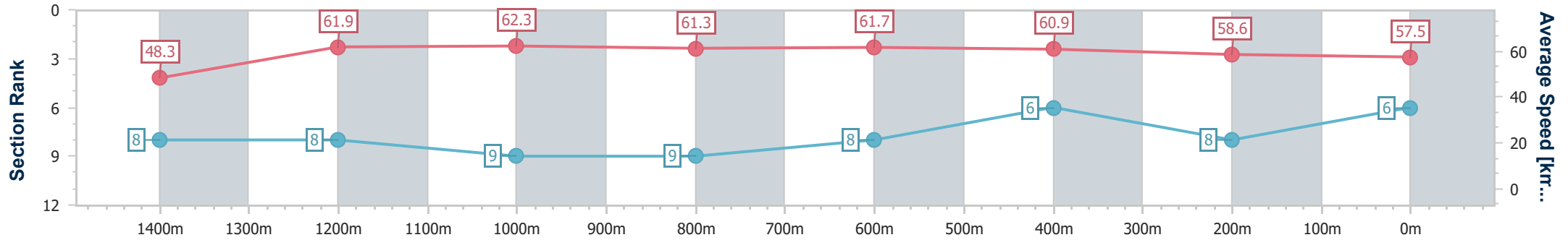
Aquis Park Gold Coast Poly QLD Professional
Race 2: Midway Metals – Back A Winner Maiden Handicap - 1540m



23 November 2024 - 14:03

Track Rating: Synthetic, Weather: Overcast, Rail Position: True

Section	Overall	1400m	1200m	1000m	800m	600m	400m	200m
Section Times	1:34.55 [6] (0:10.47)	1:24.08 [8] (0:11.75)	1:12.33 [8] (0:11.57)	1:00.76 [9] (0:11.81)	0:48.95 [9] (0:11.82)	0:37.13 [8] (0:12.08)	0:25.05 [6] (0:12.44)	0:12.61 [8] (0:12.61)
Average Speed [km/h]	48.3	61.9	62.3	61.3	61.7	60.9	58.6	57.5
Top Speed [km/h]	63.1	63.7	62.8	62.2	62.5	62.4	59.8	57.9
Avg. Dist. to Rail [m]	2.8	1.7	2.0	1.8	2.6	4.3	6.2	7.9
Avg. Stride Freq. [Hz]	2.2	2.3	2.2	2.2	2.2	2.3	2.2	2.2
Avg. Stride Length [m]	6.0	7.4	7.5	7.7	7.7	7.5	7.2	7.1



- [] Ranking at each section and finish
- .-.- No data available at this section
- NA No data available



Horse/Jockey Name	Tango Spirit
Final Rank	7
Fastest Section Time (Section)	0:10.53 (Overall)
Top Speed [km/h] (Section)	63.4 (1000m)
Race State	Finished



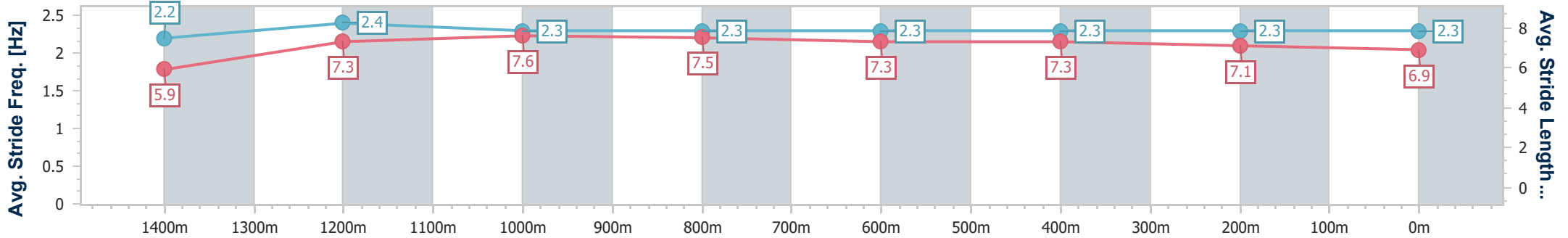
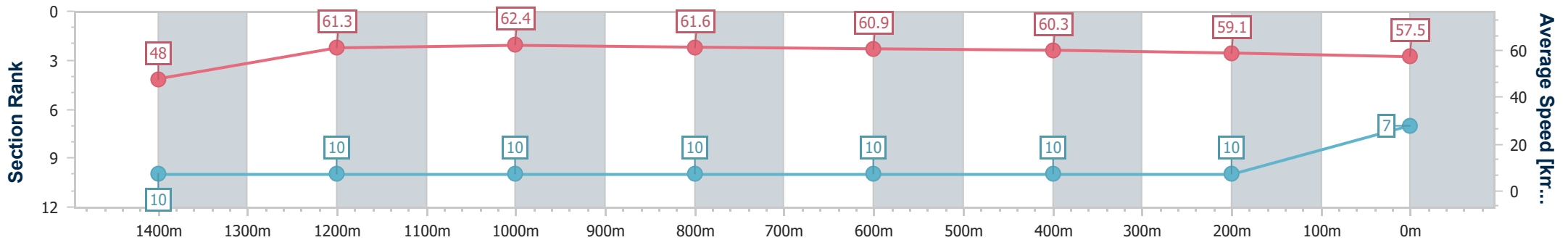
Aquis Park Gold Coast Poly QLD Professional
Race 2: Midway Metals – Back A Winner Maiden Handicap - 1540m



23 November 2024 - 14:03

Track Rating: Synthetic, Weather: Overcast, Rail Position: True

Section	Overall	1400m	1200m	1000m	800m	600m	400m	200m
Section Times	1:34.57 [7] (0:10.53)	1:24.04 [10] (0:12.00)	1:12.04 [10] (0:11.53)	1:00.51 [10] (0:11.70)	0:48.81 [10] (0:11.85)	0:36.96 [10] (0:12.13)	0:24.83 [10] (0:12.30)	0:12.53 [10] (0:12.53)
Average Speed [km/h]	48.0	61.3	62.4	61.6	60.9	60.3	59.1	57.5
Top Speed [km/h]	61.9	63.0	63.1	63.4	62.7	62.6	60.3	58.9
Avg. Dist. to Rail [m]	5.7	2.9	1.8	0.7	0.4	2.6	5.0	6.4
Avg. Stride Freq. [Hz]	2.2	2.4	2.3	2.3	2.3	2.3	2.3	2.3
Avg. Stride Length [m]	5.9	7.3	7.6	7.5	7.3	7.3	7.1	6.9



- [] Ranking at each section and finish
- .-.- No data available at this section
- NA No data available



Horse/Jockey Name	Twopointfour
Final Rank	8
Fastest Section Time (Section)	0:10.11 (Overall)
Top Speed [km/h] (Section)	65.6 (1400m)
Race State	Finished



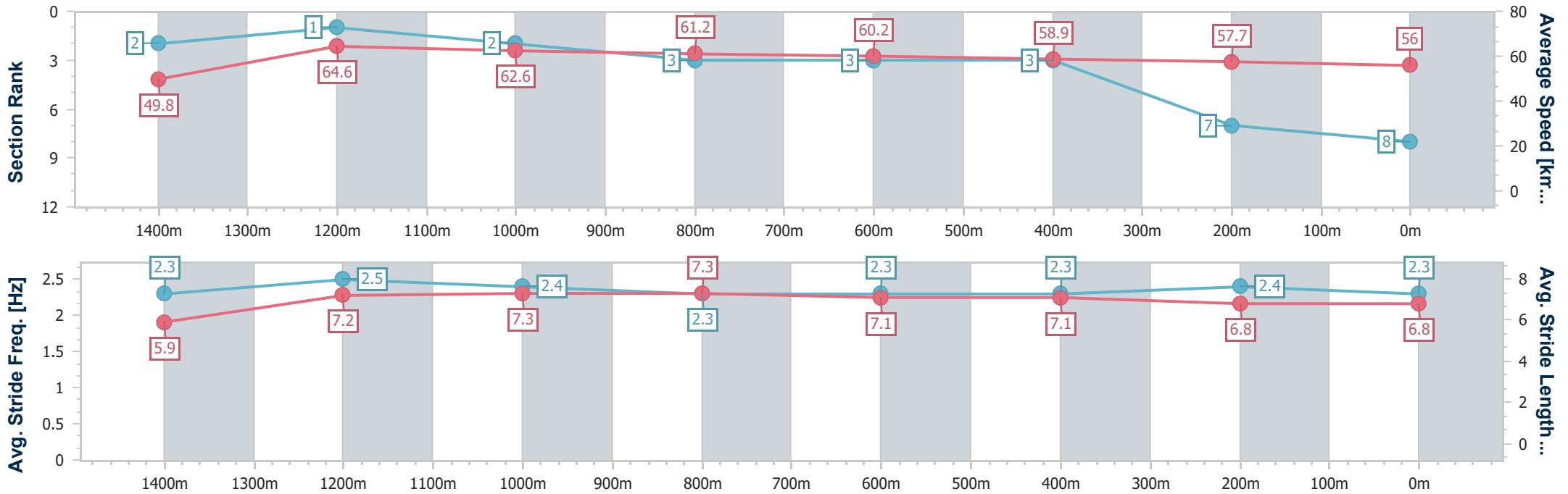
Aquis Park Gold Coast Poly QLD Professional
Race 2: Midway Metals – Back A Winner Maiden Handicap - 1540m



23 November 2024 - 14:03

Track Rating: Synthetic, Weather: Overcast, Rail Position: True

Section	Overall	1400m	1200m	1000m	800m	600m	400m	200m
Section Times	1:34.77 [8] (0:10.11)	1:24.66 [2] (0:11.45)	1:13.21 [1] (0:11.51)	1:01.70 [2] (0:11.86)	0:49.84 [3] (0:12.08)	0:37.76 [3] (0:12.29)	0:25.47 [3] (0:12.57)	0:12.90 [7] (0:12.90)
Average Speed [km/h]	49.8	64.6	62.6	61.2	60.2	58.9	57.7	56.0
Top Speed [km/h]	64.3	65.6	63.3	63.0	61.2	60.1	59.2	56.4
Avg. Dist. to Rail [m]	8.1	3.2	2.8	2.6	1.7	1.3	3.4	4.9
Avg. Stride Freq. [Hz]	2.3	2.5	2.4	2.3	2.3	2.3	2.4	2.3
Avg. Stride Length [m]	5.9	7.2	7.3	7.3	7.1	7.1	6.8	6.8



- [] Ranking at each section and finish
- .-.- No data available at this section
- NA No data available



Horse/Jockey Name	Neo Diamond
Final Rank	9
Fastest Section Time (Section)	0:10.32 (Overall)
Top Speed [km/h] (Section)	64.9 (1400m)
Race State	Finished



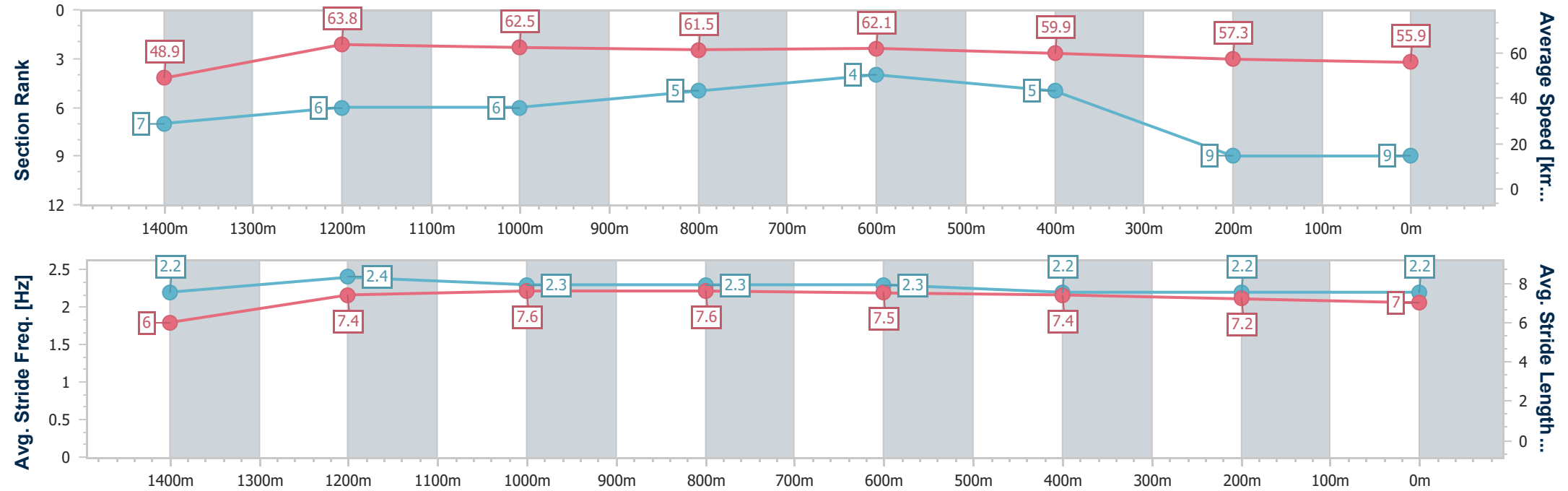
Aquis Park Gold Coast Poly QLD Professional
Race 2: Midway Metals – Back A Winner Maiden Handicap - 1540m



23 November 2024 - 14:03

Track Rating: Synthetic, Weather: Overcast, Rail Position: True

Section	Overall	1400m	1200m	1000m	800m	600m	400m	200m
Section Times	1:34.98 [9] (0:10.32)	1:24.66 [7] (0:11.65)	1:13.01 [6] (0:11.54)	1:01.47 [6] (0:11.78)	0:49.69 [5] (0:11.86)	0:37.83 [4] (0:12.21)	0:25.62 [5] (0:12.64)	0:12.98 [9] (0:12.98)
Average Speed [km/h]	48.9	63.8	62.5	61.5	62.1	59.9	57.3	55.9
Top Speed [km/h]	63.4	64.9	63.8	62.6	62.4	62.2	58.8	57.0
Avg. Dist. to Rail [m]	9.2	4.1	3.6	3.3	3.4	3.5	4.5	6.3
Avg. Stride Freq. [Hz]	2.2	2.4	2.3	2.3	2.3	2.2	2.2	2.2
Avg. Stride Length [m]	6.0	7.4	7.6	7.6	7.5	7.4	7.2	7.0



- [] Ranking at each section and finish
- .-.- No data available at this section
- NA No data available



Horse/Jockey Name	Anotherlovelyday
Final Rank	10
Fastest Section Time (Section)	0:10.17 (Overall)
Top Speed [km/h] (Section)	65.6 (1400m)
Race State	Finished



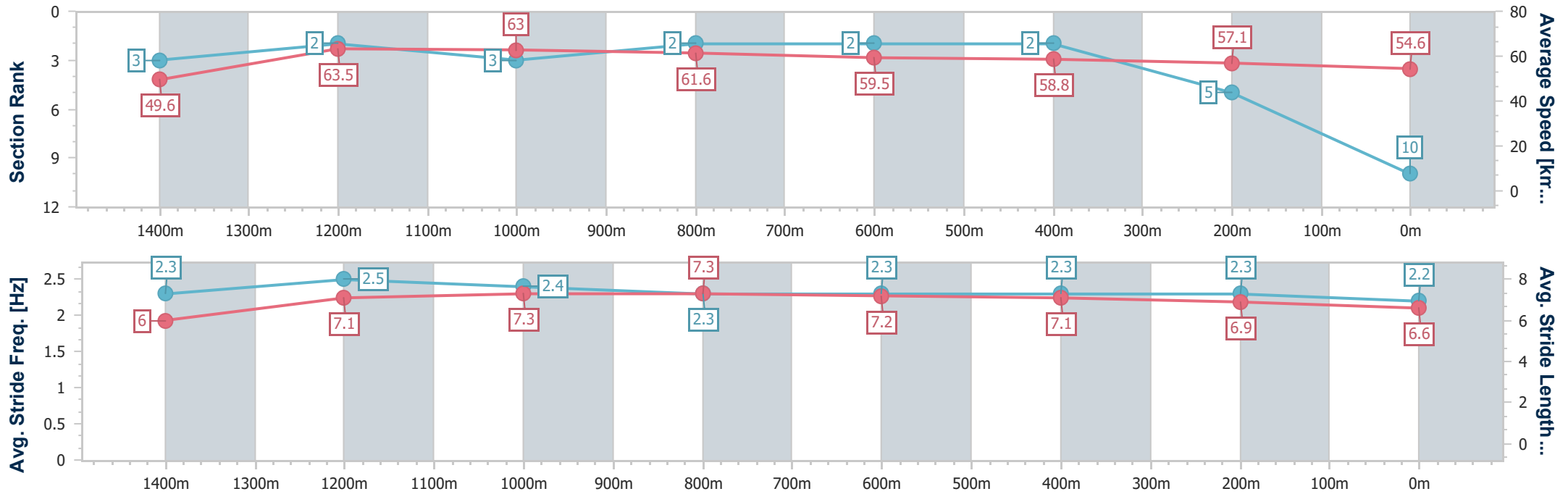
Aquis Park Gold Coast Poly QLD Professional
Race 2: Midway Metals – Back A Winner Maiden Handicap - 1540m



23 November 2024 - 14:03

Track Rating: Synthetic, Weather: Overcast, Rail Position: True

Section	Overall	1400m	1200m	1000m	800m	600m	400m	200m
Section Times	1:35.07 [10] (0:10.17)	1:24.90 [3] (0:11.54)	1:13.36 [2] (0:11.40)	1:01.96 [3] (0:11.73)	0:50.23 [2] (0:12.12)	0:38.11 [2] (0:12.19)	0:25.92 [2] (0:12.66)	0:13.26 [5] (0:13.26)
Average Speed [km/h]	49.6	63.5	63.0	61.6	59.5	58.8	57.1	54.6
Top Speed [km/h]	63.3	65.6	64.2	63.3	60.7	60.6	58.0	58.0
Avg. Dist. to Rail [m]	4.4	2.4	1.8	1.5	0.4	0.3	0.7	1.8
Avg. Stride Freq. [Hz]	2.3	2.5	2.4	2.3	2.3	2.3	2.3	2.2
Avg. Stride Length [m]	6.0	7.1	7.3	7.3	7.2	7.1	6.9	6.6



- [] Ranking at each section and finish
- .-.- No data available at this section
- NA No data available