



# Sunshine Coast Poly Track QLD Professional

## Race 7: LIEBKE BUILDERS Class 5 Handicap - 1100m

22 November 2024 - 21:00



Track Rating: Synthetic, Weather: Overcast, Rail Position: True

Section		Overall	1000m	800m	600m	400m	200m	Last 600m					
Field Times		1:04.79 (0:08.16)	0:56.63 (0:11.50)	0:45.13 (0:11.73)	0:33.40 (0:11.34)	0:22.06 (0:10.81)	0:11.25 (0:11.25)	0:33.40					
Rank	TAB Horse/Jockey	Barrier	Top Speed [km/h]	Fastest Section	Margin							Distance Travelled [m]	
1	1 POCKET FULL Rob Thorburn	7	68.5 400m	0:08.21 Overall	1:04.79 [1] (0:08.21)	0:56.58 [3] (0:11.70)	0:44.88 [3] (0:11.78)	0:33.10 [3] (0:11.15)	0:21.95 [2] (0:10.70)	0:11.25 [1] (0:11.25)	1:04.79	0:33.10	
2	7 FASTCONI Cody Collis	6	67.3 400m	0:08.21 Overall	1:04.87 [2] (0:08.21)	0:56.66 [2] (0:11.45)	0:45.21 [1] (0:11.73)	0:33.48 [1] (0:11.34)	0:22.14 [1] (0:10.81)	0:11.33 [2] (0:11.33)	0.3L	0:33.48	-3
3	9 CONVINCIBILITY Kyle Wilson-Taylor	3	67.0 400m	0:08.45 Overall	1:04.92 [3] (0:08.45)	0:56.47 [4] (0:11.72)	0:44.75 [4] (0:11.59)	0:33.16 [4] (0:11.16)	0:22.00 [4] (0:10.89)	0:11.11 [4] (0:11.11)	0.5L	0:33.16	-9
4	2 PERVADE Robbie Dolan	5	67.2 400m	0:08.16 Overall	1:05.14 [4] (0:08.16)	0:56.98 [1] (0:11.51)	0:45.47 [2] (0:11.82)	0:33.65 [2] (0:11.38)	0:22.27 [3] (0:10.84)	0:11.43 [3] (0:11.43)	1.8L	0:33.65	-6
5	10 BETTER LAD Minonette Kennedy	4	64.4 600m	0:08.77 Overall	1:06.34 [5] (0:08.77)	0:57.57 [5] (0:11.48)	0:46.09 [5] (0:11.70)	0:34.39 [5] (0:11.37)	0:23.02 [5] (0:11.36)	0:11.66 [5] (0:11.66)	8.8L	0:34.39	-2

Scratched: He's Heaven (#4), Roll Up (#8), Troika (#6), Prime Asset (#5), Release The Beans (#3)

[ ] Ranking at each section and finish  
 -:-:- No data available at this section  
 NA No data available

SCN Saddle cloth number  
 DNF Did not finish  
 DNT Did not track



Horse/Jockey Name	Pocket Full
Final Rank	1
Fastest Section Time (Section)	0:08.21 (Overall)
Top Speed [km/h] (Section)	68.5 (400m)
Race State	Finished



Sunshine Coast Poly Track QLD Professional

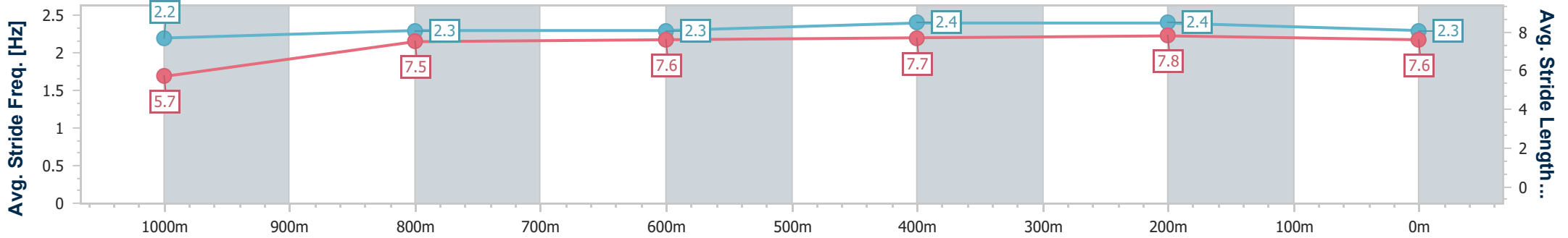
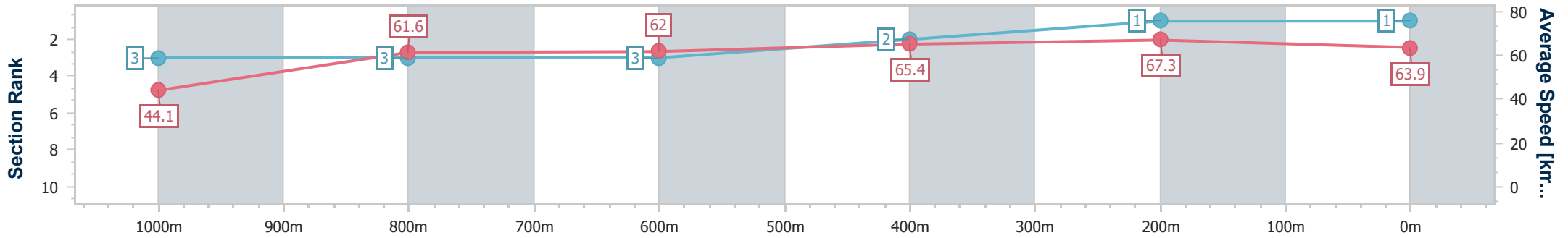
Race 7: LIEBKE BUILDERS Class 5 Handicap - 1100m

22 November 2024 - 21:00



Track Rating: Synthetic, Weather: Overcast, Rail Position: True

Section	Overall	1000m	800m	600m	400m	200m
Section Times	1:04.79 [1] (0:08.21)	0:56.58 [3] (0:11.70)	0:44.88 [3] (0:11.78)	0:33.10 [3] (0:11.15)	0:21.95 [2] (0:10.70)	0:11.25 [1] (0:11.25)
Average Speed [km/h]	44.1	61.6	62.0	65.4	67.3	63.9
Top Speed [km/h]	59.6	62.9	64.0	66.6	68.5	66.2
Avg. Dist. to Rail [m]	6.9	4.2	2.6	1.7	2.9	4.5
Avg. Stride Freq. [Hz]	2.2	2.3	2.3	2.4	2.4	2.3
Avg. Stride Length [m]	5.7	7.5	7.6	7.7	7.8	7.6



- [ ] Ranking at each section and finish
- .-.- No data available at this section
- NA No data available



Horse/Jockey Name	Fastconi
Final Rank	2
Fastest Section Time (Section)	0:08.21 (Overall)
Top Speed [km/h] (Section)	67.3 (400m)
Race State	Finished



Sunshine Coast Poly Track QLD Professional

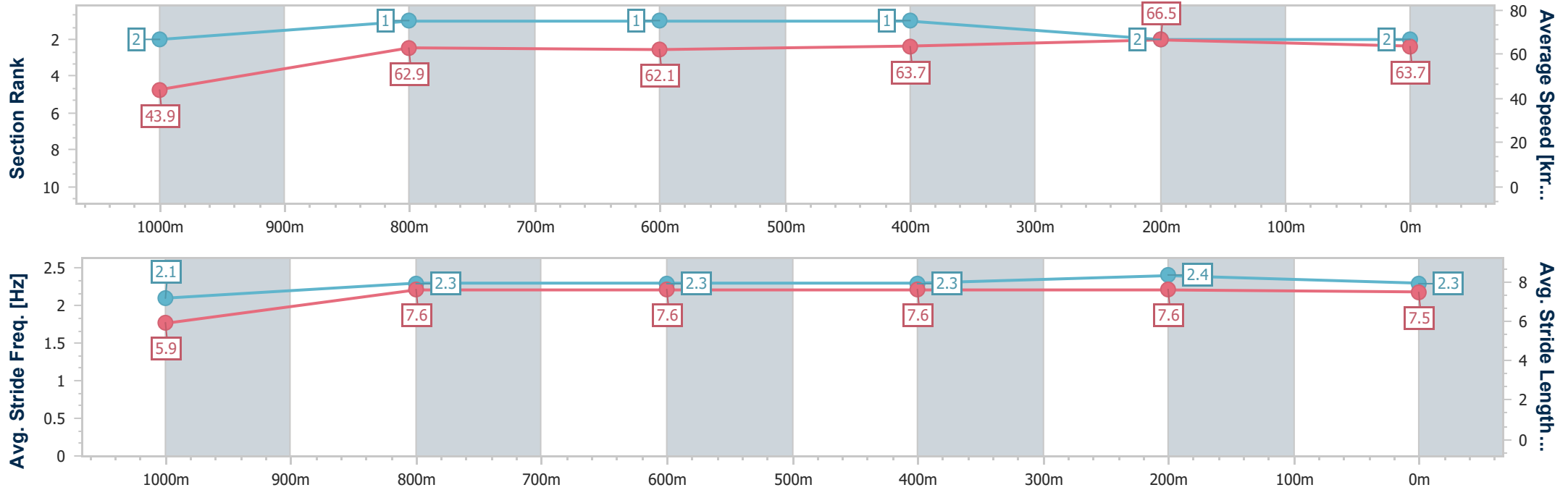
Race 7: LIEBKE BUILDERS Class 5 Handicap - 1100m

22 November 2024 - 21:00

Track Rating: Synthetic, Weather: Overcast, Rail Position: True



Section	Overall	1000m	800m	600m	400m	200m
Section Times	1:04.87 [2] (0:08.21)	0:56.66 [2] (0:11.45)	0:45.21 [1] (0:11.73)	0:33.48 [1] (0:11.34)	0:22.14 [1] (0:10.81)	0:11.33 [2] (0:11.33)
Average Speed [km/h]	43.9	62.9	62.1	63.7	66.5	63.7
Top Speed [km/h]	60.8	65.6	62.9	65.2	67.3	65.9
Avg. Dist. to Rail [m]	5.1	2.9	1.7	0.4	1.1	2.5
Avg. Stride Freq. [Hz]	2.1	2.3	2.3	2.3	2.4	2.3
Avg. Stride Length [m]	5.9	7.6	7.6	7.6	7.6	7.5



- [ ] Ranking at each section and finish
- .-.- No data available at this section
- NA No data available



Horse/Jockey Name	Convinceability
Final Rank	3
Fastest Section Time (Section)	0:08.45 (Overall)
Top Speed [km/h] (Section)	67.0 (400m)
Race State	Finished



Sunshine Coast Poly Track QLD Professional

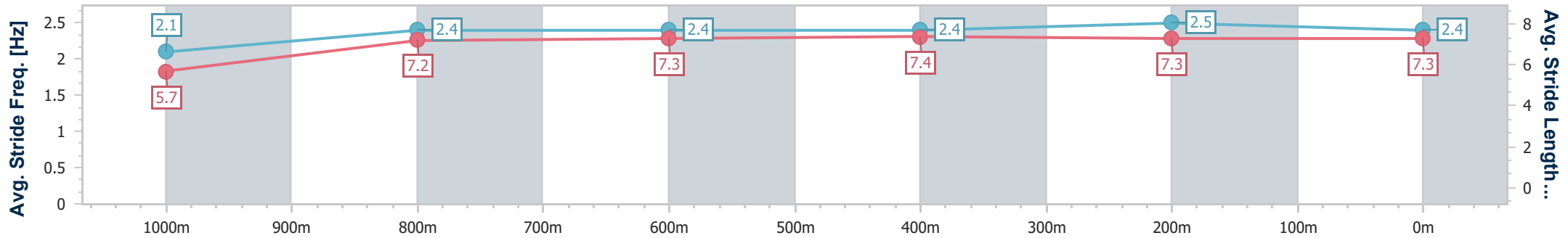
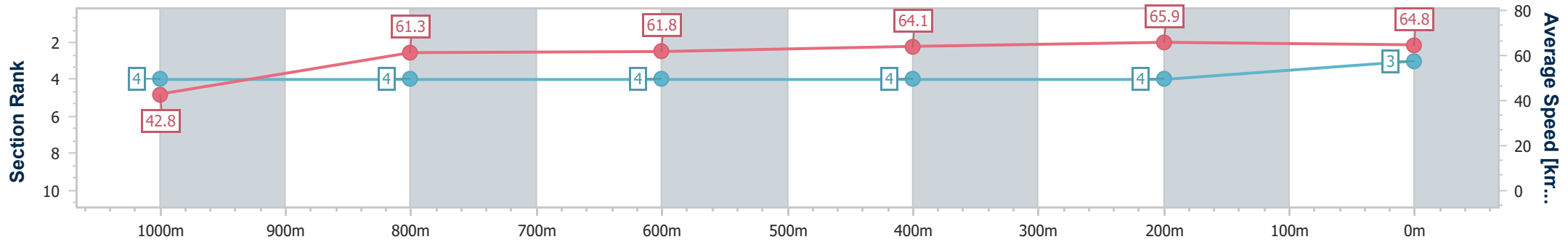
Race 7: LIEBKE BUILDERS Class 5 Handicap - 1100m

22 November 2024 - 21:00



Track Rating: Synthetic, Weather: Overcast, Rail Position: True

Section	Overall	1000m	800m	600m	400m	200m
Section Times	1:04.92 [3] (0:08.45)	0:56.47 [4] (0:11.72)	0:44.75 [4] (0:11.59)	0:33.16 [4] (0:11.16)	0:22.00 [4] (0:10.89)	0:11.11 [4]
Average Speed [km/h]	42.8	61.3	61.8	64.1	65.9	64.8
Top Speed [km/h]	59.4	64.2	63.3	64.8	67.0	66.4
Avg. Dist. to Rail [m]	2.9	2.1	1.0	1.4	1.8	5.3
Avg. Stride Freq. [Hz]	2.1	2.4	2.4	2.4	2.5	2.4
Avg. Stride Length [m]	5.7	7.2	7.3	7.4	7.3	7.3



- [ ] Ranking at each section and finish
- .-.- No data available at this section
- NA No data available



Horse/Jockey Name	Pervade
Final Rank	4
Fastest Section Time (Section)	0:08.16 (Overall)
Top Speed [km/h] (Section)	67.2 (400m)
Race State	Finished



Sunshine Coast Poly Track QLD Professional

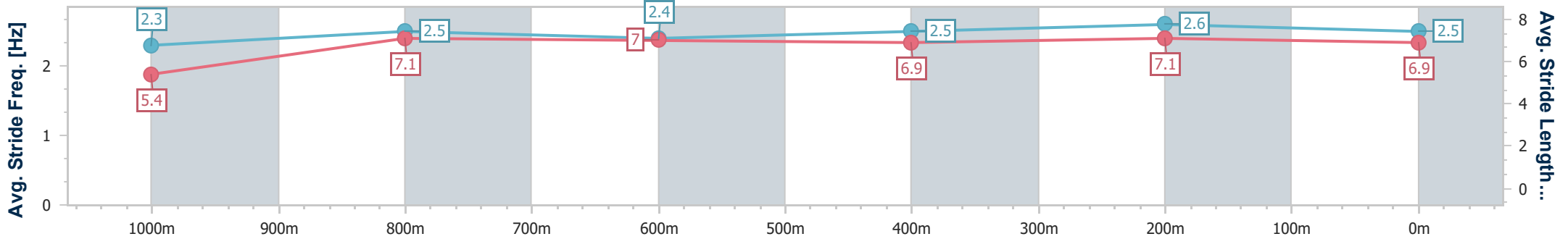
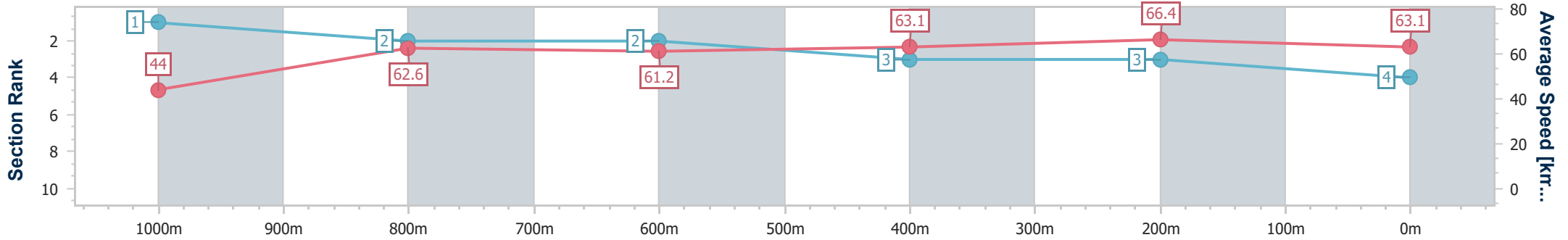
Race 7: LIEBKE BUILDERS Class 5 Handicap - 1100m

22 November 2024 - 21:00



Track Rating: Synthetic, Weather: Overcast, Rail Position: True

Section	Overall	1000m	800m	600m	400m	200m
Section Times	1:05.14 [4] (0:08.16)	0:56.98 [1] (0:11.51)	0:45.47 [2] (0:11.82)	0:33.65 [2] (0:11.38)	0:22.27 [3] (0:10.84)	0:11.43 [3] (0:11.43)
Average Speed [km/h]	44.0	62.6	61.2	63.1	66.4	63.1
Top Speed [km/h]	61.2	64.1	64.2	65.6	67.2	64.6
Avg. Dist. to Rail [m]	4.5	2.1	0.6	0.9	0.5	1.5
Avg. Stride Freq. [Hz]	2.3	2.5	2.4	2.5	2.6	2.5
Avg. Stride Length [m]	5.4	7.1	7.0	6.9	7.1	6.9



- [ ] Ranking at each section and finish
- .-.- No data available at this section
- NA No data available



Horse/Jockey Name	Better Lad
Final Rank	5
Fastest Section Time (Section)	0:08.77 (Overall)
Top Speed [km/h] (Section)	64.4 (600m)
Race State	Finished



Sunshine Coast Poly Track QLD Professional

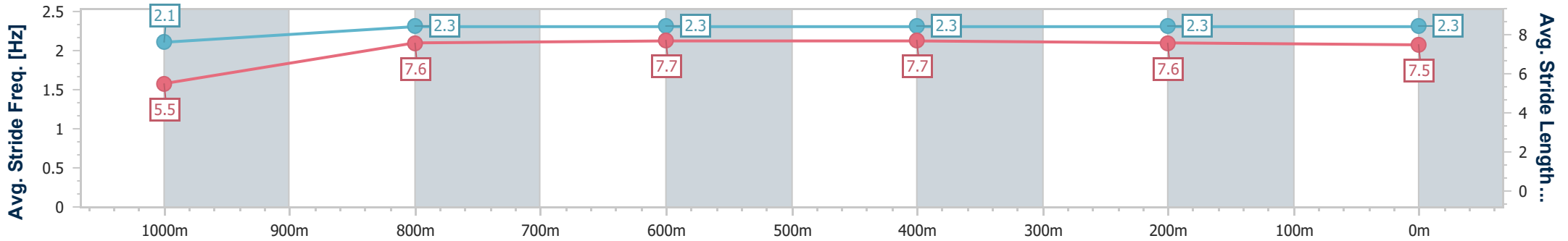
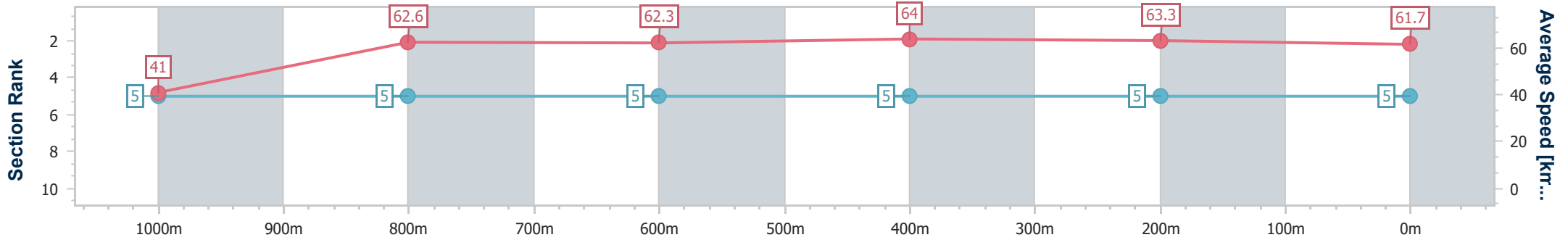
Race 7: LIEBKE BUILDERS Class 5 Handicap - 1100m

22 November 2024 - 21:00

Track Rating: Synthetic, Weather: Overcast, Rail Position: True



Section	Overall	1000m	800m	600m	400m	200m
Section Times	1:06.34 [5] (0:08.77)	0:57.57 [5] (0:11.48)	0:46.09 [5] (0:11.70)	0:34.39 [5] (0:11.37)	0:23.02 [5] (0:11.36)	0:11.66 [5] (0:11.66)
Average Speed [km/h]	41.0	62.6	62.3	64.0	63.3	61.7
Top Speed [km/h]	59.9	64.3	63.2	64.4	63.8	63.1
Avg. Dist. to Rail [m]	3.5	3.2	1.9	1.2	2.5	2.4
Avg. Stride Freq. [Hz]	2.1	2.3	2.3	2.3	2.3	2.3
Avg. Stride Length [m]	5.5	7.6	7.7	7.7	7.6	7.5



- [ ] Ranking at each section and finish
- .-.- No data available at this section
- NA No data available