



Sunshine Coast Poly Track QLD Professional

Race 2: TREASURE ELECTRICAL Maiden Handicap - 1600m

22 November 2024 - 18:30



Track Rating: Synthetic, Weather: Overcast, Rail Position: True

Section		Field Times												
		Overall	1400m	1200m	1000m	800m	600m	400m	Last 600m					
		1:38.21 (0:13.91)	1:24.30 (0:11.11)	1:13.19 (0:12.19)	1:01.00 (0:11.79)	0:49.21 (0:12.72)	0:36.49 (0:12.24)	0:24.25 (0:12.03)	0:36.49					
Rank	TAB	Horse/Jockey	Barrier	Top Speed [km/h]	Fastest Section								Distance Travelled [m]	
1	6	RUMBLING AWAY Rob Thorburn	5	65.6 1400m	0:11.24 1400m	1:38.21 [1] (0:13.94)	1:24.27 [2] (0:11.24)	1:13.03 [2] (0:12.05)	1:00.98 [2] (0:11.96)	0:49.02 [3] (0:12.76)	0:36.26 [3] (0:12.24)	0:24.02 [3] (0:11.80)	0:36.26	
2	10	EXFOLIATE Taylor Marshall	11	66.4 1400m	0:11.17 1400m	1:38.28 [2] (0:14.70)	1:23.58 [11] (0:11.17)	1:12.41 [10] (0:12.01)	1:00.40 [10] (0:12.10)	0:48.30 [9] (0:12.63)	0:35.67 [11] (0:12.10)	0:23.57 [9] (0:11.70)	0:35.67	+1
3	16	ZEPHALONG Minonette Kennedy	2	63.7 1400m	0:11.42 1400m	1:38.97 [3] (0:13.99)	1:24.98 [3] (0:11.42)	1:13.56 [3] (0:12.18)	1:01.38 [6] (0:12.10)	0:49.28 [6] (0:12.45)	0:36.83 [4] (0:12.10)	0:24.73 [4] (0:12.02)	0:36.83	-6
4	2	FLASH ONE HEY Ron Stewart	6	67.1 1400m	0:11.11 1400m	1:39.11 [4] (0:13.91)	1:25.20 [1] (0:11.11)	1:14.09 [1] (0:12.19)	1:01.90 [1] (0:11.86)	0:50.04 [2] (0:12.73)	0:37.31 [2] (0:12.21)	0:25.10 [2] (0:12.21)	0:37.31	-5
5	1	SNOW SHOW Kyle Wilson-Taylor	10	65.3 1400m	0:11.32 1400m	1:39.12 [5] (0:14.18)	1:24.94 [4] (0:11.32)	1:13.62 [4] (0:11.98)	1:01.64 [4] (0:12.06)	0:49.58 [5] (0:12.67)	0:36.91 [5] (0:12.18)	0:24.73 [5] (0:12.13)	0:36.91	+3
6	11	LOVE 'N' GAMES Damien Thornton	12	64.7 1400m	0:11.38 1400m	1:39.19 [6] (0:14.24)	1:24.95 [5] (0:11.38)	1:13.57 [6] (0:11.90)	1:01.67 [5] (0:11.98)	0:49.69 [4] (0:12.71)	0:36.98 [6] (0:12.20)	0:24.78 [6] (0:12.04)	0:36.98	+6
7	8	EIGHT CYLINDERS Dan McGillivray	3	65.4 1400m	0:11.25 1400m	1:39.28 [7] (0:14.39)	1:24.89 [7] (0:11.25)	1:13.64 [7] (0:12.19)	1:01.45 [9] (0:12.22)	0:49.23 [10] (0:12.38)	0:36.85 [9] (0:12.05)	0:24.80 [7] (0:12.14)	0:36.85	-13
8	12	TWILIGHT STEPS Micheal Hellyer	17	66.0 1400m	0:11.25 1400m	1:39.29 [8] (0:14.80)	1:24.49 [12] (0:11.25)	1:13.24 [12] (0:12.02)	1:01.22 [11] (0:12.06)	0:49.16 [11] (0:12.44)	0:36.72 [10] (0:12.23)	0:24.49 [10] (0:11.78)	0:36.72	+5
9	5	MISSILE AWAY Dale Smith	4	65.5 1400m	0:11.19 1400m	1:39.33 [9] (0:14.38)	1:24.95 [6] (0:11.19)	1:13.76 [5] (0:12.03)	1:01.73 [7] (0:12.12)	0:49.61 [7] (0:12.65)	0:36.96 [7] (0:12.14)	0:24.82 [8] (0:12.20)	0:36.96	-3
10	3	AMADOR Corey Bayliss	7	65.9 1400m	0:11.23 1400m	1:39.57 [10] (0:14.70)	1:24.87 [10] (0:11.23)	1:13.64 [11] (0:12.17)	1:01.47 [12] (0:12.23)	0:49.24 [12] (0:12.28)	0:36.96 [12] (0:12.26)	0:24.70 [12] (0:12.09)	0:36.96	-10

Scratched: Midnight Seas (#15), La Cometa (#4), Caesar Cake (#7), Wimoweh (#13), Wowzino (#17)

[] Ranking at each section and finish
 -:-:- No data available at this section
 NA No data available

SCN Saddle cloth number
 DNF Did not finish
 DNT Did not track



Sunshine Coast Poly Track QLD Professional
Race 2: TREASURE ELECTRICAL Maiden Handicap - 1600m
22 November 2024 - 18:30



Track Rating: Synthetic, Weather: Overcast, Rail Position: True

Section		Overall	1400m	1200m	1000m	800m	600m	400m	Last 600m
Field Times		1:38.21 (0:13.91)	1:24.30 (0:11.11)	1:13.19 (0:12.19)	1:01.00 (0:11.79)	0:49.21 (0:12.72)	0:36.49 (0:12.24)	0:24.25 (0:12.03)	0:36.49

Rank	TAB	Horse/Jockey	Barrier	Top Speed [km/h]	Fastest Section								Distance Travelled [m]
11	9	MIGRATORY Justin Stanley	14	65.5 1400m	0:11.42 1400m	1:39.59 [11] (0:14.41)	1:25.18 [8] (0:11.42)	1:13.76 [9] (0:11.92)	1:01.84 [8] (0:11.98)	0:49.86 [8] (0:12.66)	0:37.20 [8] (0:12.44)	0:24.76 [11] (0:12.12)	0:37.20 +12
12	14	KHANT QUIT Jake Bayliss	13	65.9 1000m	0:11.30 1400m	1:39.99 [12] (0:14.51)	1:25.48 [9] (0:11.30)	1:14.18 [8] (0:11.63)	1:02.55 [3] (0:11.56)	0:50.99 [1] (0:12.72)	0:38.27 [1] (0:12.24)	0:26.03 [1] (0:12.48)	0:38.27 -2

Scratched: Midnight Seas (#15), La Cometa (#4), Caesar Cake (#7), Wimoweh (#13), Wowzino (#17)

[] Ranking at each section and finish
 -:-:- No data available at this section
 NA No data available

SCN Saddle cloth number
 DNF Did not finish
 DNT Did not track



Sunshine Coast Poly Track QLD Professional
Race 2: TREASURE ELECTRICAL Maiden Handicap - 1600m
 22 November 2024 - 18:30



Track Rating: Synthetic, Weather: Overcast, Rail Position: True

Section							200m			Last 600m
Field Times							0:12.22			0:36.49
							(0:12.22)			
Rank	TAB	Horse/Jockey	Barrier	Top Speed [km/h]	Fastest Section	Margin			Distance Travelled [m]	
1	6	RUMBLING AWAY Rob Thorburn	5	65.6 1400m	0:11.24 1400m	0:12.22 [1] (0:12.22)	1:38.21		0:36.26	
2	10	EXFOLIATE Taylor Marshall	11	66.4 1400m	0:11.17 1400m	0:11.87 [4] (0:11.87)	0.3L		0:35.67 +1	
3	16	ZEPHALONG Minonette Kennedy	2	63.7 1400m	0:11.42 1400m	0:12.71 [3] (0:12.71)	4.3L		0:36.83 -6	
4	2	FLASH ONE HEY Ron Stewart	6	67.1 1400m	0:11.11 1400m	0:12.89 [2] (0:12.89)	5.1L		0:37.31 -5	
5	1	SNOW SHOW Kyle Wilson-Taylor	10	65.3 1400m	0:11.32 1400m	0:12.60 [7] (0:12.60)	5.2L		0:36.91 +3	
6	11	LOVE 'N' GAMES Damien Thornton	12	64.7 1400m	0:11.38 1400m	0:12.74 [6] (0:12.74)	5.5L		0:36.98 +6	
7	8	EIGHT CYLINDERS Dan McGillivray	3	65.4 1400m	0:11.25 1400m	0:12.66 [9] (0:12.66)	5.9L		0:36.85 -13	
8	12	TWILIGHT STEPS Micheal Hellyer	17	66.0 1400m	0:11.25 1400m	0:12.71 [8] (0:12.71)	6L		0:36.72 +5	
9	5	MISSILE AWAY Dale Smith	4	65.5 1400m	0:11.19 1400m	0:12.62 [10] (0:12.62)	6.2L		0:36.96 -3	
10	3	AMADOR Corey Bayliss	7	65.9 1400m	0:11.23 1400m	0:12.61 [12] (0:12.61)	7.5L		0:36.96 -10	

Scratched: Midnight Seas (#15), La Cometa (#4), Caesar Cake (#7), Wimoweh (#13), Wowzino (#17)

[] Ranking at each section and finish
 -:-:- No data available at this section
 NA No data available

SCN Saddle cloth number
 DNF Did not finish
 DNT Did not track



Sunshine Coast Poly Track QLD Professional
Race 2: TREASURE ELECTRICAL Maiden Handicap - 1600m
 22 November 2024 - 18:30



Track Rating: Synthetic, Weather: Overcast, Rail Position: True

Section				200m				Last 600m		
Field Times				0:12.22 (0:12.22)				0:36.49		
Rank	TAB	Horse/Jockey	Barrier	Top Speed [km/h]	Fastest Section	Margin			Distance Travelled [m]	
11	9	MIGRATORY	14	65.5	0:11.42	0:12.64 [11]	7.6L		0:37.20	+12
		Justin Stanley		1400m	1400m	(0:12.64)				
12	14	KHANT QUIT	13	65.9	0:11.30	0:13.55 [5]	9.9L		0:38.27	-2
		Jake Bayliss		1000m	1400m	(0:13.55)				

Scratched: Midnight Seas (#15), La Cometa (#4), Caesar Cake (#7), Wimoweh (#13), Wowzino (#17)

[] Ranking at each section and finish
 -:-:- No data available at this section
 NA No data available

SCN Saddle cloth number
 DNF Did not finish
 DNT Did not track



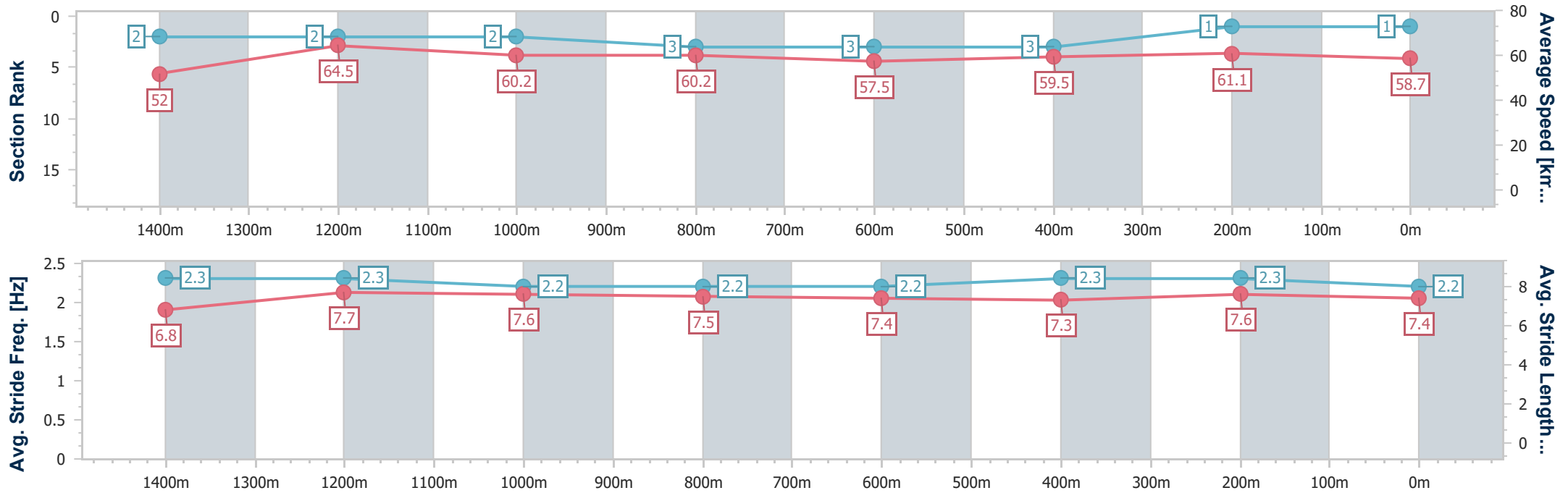
Horse/Jockey Name	Rumbling Away
Final Rank	1
Fastest Section Time (Section)	0:11.24 (1400m)
Top Speed [km/h] (Section)	65.6 (1400m)
Race State	Finished



Sunshine Coast Poly Track QLD Professional
 Race 2: TREASURE ELECTRICAL Maiden Handicap - 1600m
 22 November 2024 - 18:30
 Track Rating: Synthetic, Weather: Overcast, Rail Position: True



Section	Overall	1400m	1200m	1000m	800m	600m	400m	200m
Section Times	1:38.21 [1] (0:13.94)	1:24.27 [2] (0:11.24)	1:13.03 [2] (0:12.05)	1:00.98 [2] (0:11.96)	0:49.02 [3] (0:12.76)	0:36.26 [3] (0:12.24)	0:24.02 [3] (0:11.80)	0:12.22 [1] (0:12.22)
Average Speed [km/h]	52.0	64.5	60.2	60.2	57.5	59.5	61.1	58.7
Top Speed [km/h]	64.1	65.6	63.3	61.3	58.7	60.8	61.9	60.0
Avg. Dist. to Rail [m]	3.0	1.9	2.6	3.2	2.7	1.7	2.8	4.0
Avg. Stride Freq. [Hz]	2.3	2.3	2.2	2.2	2.2	2.3	2.3	2.2
Avg. Stride Length [m]	6.8	7.7	7.6	7.5	7.4	7.3	7.6	7.4



- [] Ranking at each section and finish
- .-.-.- No data available at this section
- NA No data available



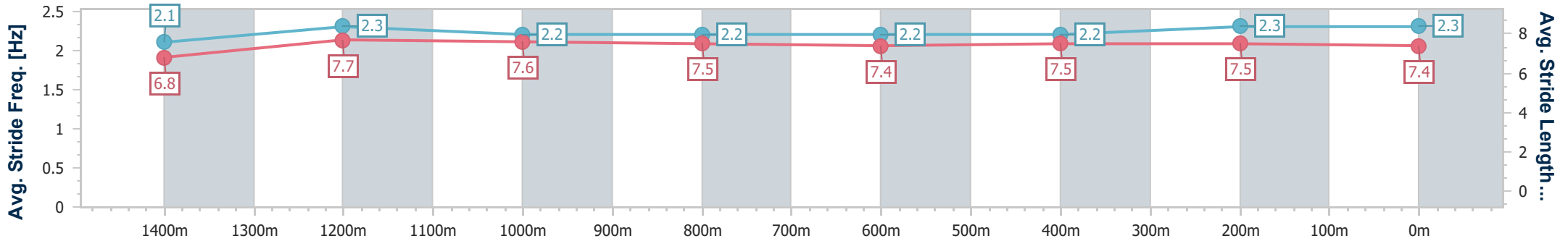
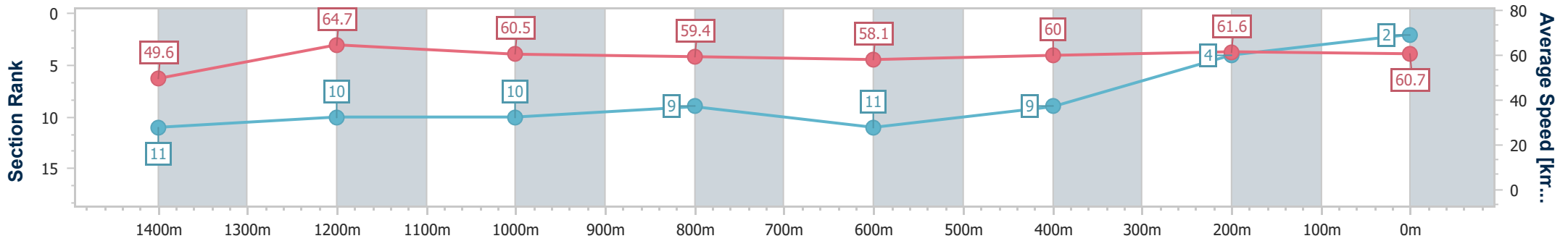
Horse/Jockey Name	Exfoliate
Final Rank	2
Fastest Section Time (Section)	0:11.17 (1400m)
Top Speed [km/h] (Section)	66.4 (1400m)
Race State	Finished



Sunshine Coast Poly Track QLD Professional
 Race 2: TREASURE ELECTRICAL Maiden Handicap - 1600m
 22 November 2024 - 18:30
 Track Rating: Synthetic, Weather: Overcast, Rail Position: True



Section	Overall	1400m	1200m	1000m	800m	600m	400m	200m
Section Times	1:38.28 [2] (0:14.70)	1:23.58 [11] (0:11.17)	1:12.41 [10] (0:12.01)	1:00.40 [10] (0:12.10)	0:48.30 [9] (0:12.63)	0:35.67 [11] (0:12.10)	0:23.57 [9] (0:11.70)	0:11.87 [4] (0:11.87)
Average Speed [km/h]	49.6	64.7	60.5	59.4	58.1	60.0	61.6	60.7
Top Speed [km/h]	62.9	66.4	63.6	60.6	59.7	61.6	62.1	61.6
Avg. Dist. to Rail [m]	5.9	1.8	2.9	3.6	2.5	1.2	5.5	5.8
Avg. Stride Freq. [Hz]	2.1	2.3	2.2	2.2	2.2	2.2	2.3	2.3
Avg. Stride Length [m]	6.8	7.7	7.6	7.5	7.4	7.5	7.5	7.4



- [] Ranking at each section and finish
- .-.- No data available at this section
- NA No data available



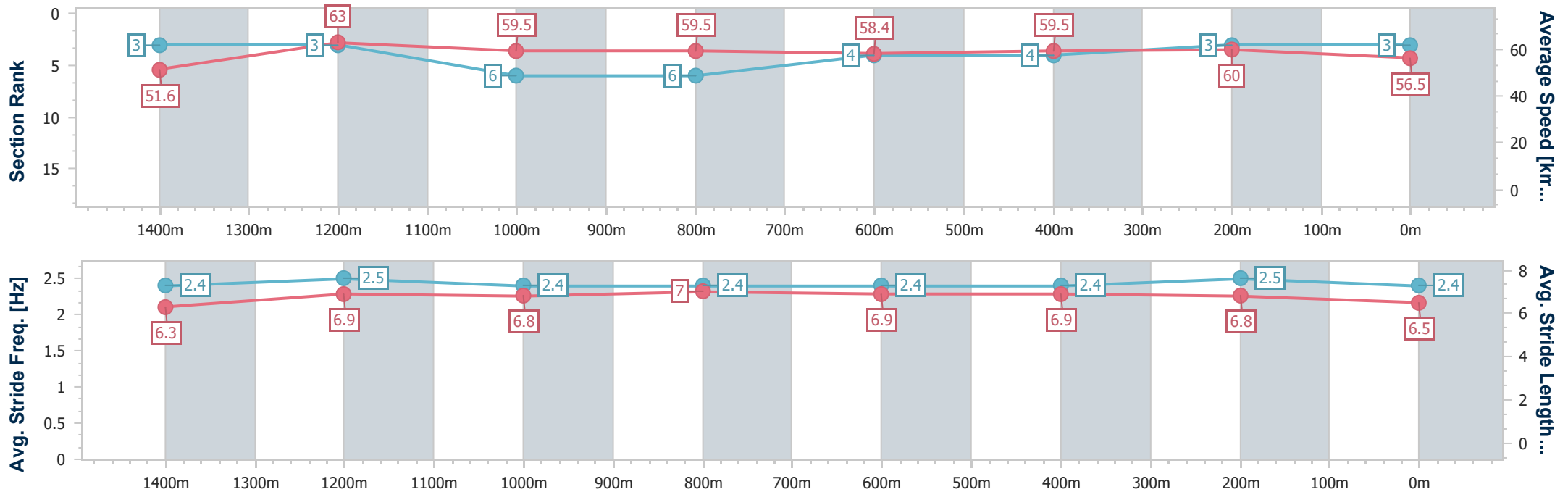
Horse/Jockey Name	Zephalong
Final Rank	3
Fastest Section Time (Section)	0:11.42 (1400m)
Top Speed [km/h] (Section)	63.7 (1400m)
Race State	Finished



Sunshine Coast Poly Track QLD Professional
 Race 2: TREASURE ELECTRICAL Maiden Handicap - 1600m
 22 November 2024 - 18:30
 Track Rating: Synthetic, Weather: Overcast, Rail Position: True



Section	Overall	1400m	1200m	1000m	800m	600m	400m	200m
Section Times	1:38.97 [3] (0:13.99)	1:24.98 [3] (0:11.42)	1:13.56 [3] (0:12.18)	1:01.38 [6] (0:12.10)	0:49.28 [6] (0:12.45)	0:36.83 [4] (0:12.10)	0:24.73 [4] (0:12.02)	0:12.71 [3] (0:12.71)
Average Speed [km/h]	51.6	63.0	59.5	59.5	58.4	59.5	60.0	56.5
Top Speed [km/h]	63.2	63.7	63.4	60.7	59.9	60.7	60.9	59.8
Avg. Dist. to Rail [m]	1.1	0.7	1.9	2.2	1.4	0.2	0.4	0.4
Avg. Stride Freq. [Hz]	2.4	2.5	2.4	2.4	2.4	2.4	2.5	2.4
Avg. Stride Length [m]	6.3	6.9	6.8	7.0	6.9	6.9	6.8	6.5



- [] Ranking at each section and finish
- .-.- No data available at this section
- NA No data available



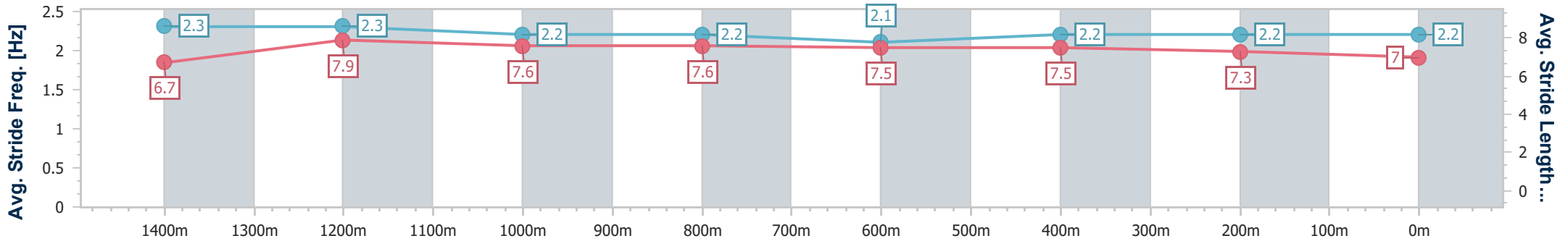
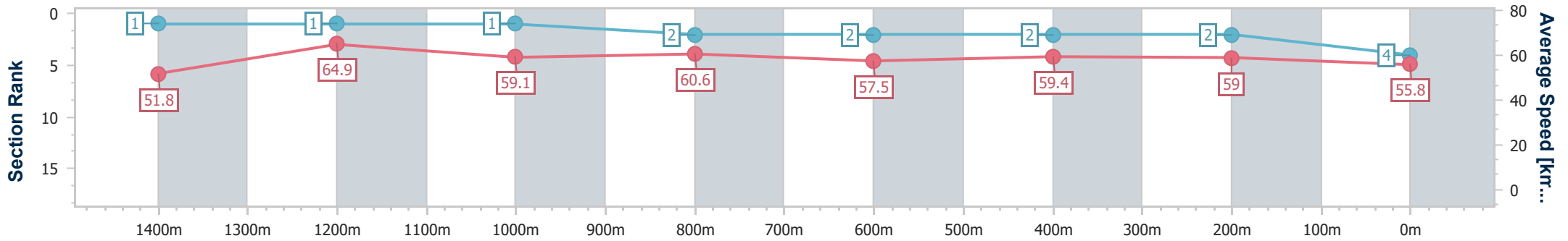
Horse/Jockey Name	Flash One Hey
Final Rank	4
Fastest Section Time (Section)	0:11.11 (1400m)
Top Speed [km/h] (Section)	67.1 (1400m)
Race State	Finished



Sunshine Coast Poly Track QLD Professional
 Race 2: TREASURE ELECTRICAL Maiden Handicap - 1600m
 22 November 2024 - 18:30
 Track Rating: Synthetic, Weather: Overcast, Rail Position: True



Section	Overall	1400m	1200m	1000m	800m	600m	400m	200m
Section Times	1:39.11 [4] (0:13.91)	1:25.20 [1] (0:11.11)	1:14.09 [1] (0:12.19)	1:01.90 [1] (0:11.86)	0:50.04 [2] (0:12.73)	0:37.31 [2] (0:12.21)	0:25.10 [2] (0:12.21)	0:12.89 [2] (0:12.89)
Average Speed [km/h]	51.8	64.9	59.1	60.6	57.5	59.4	59.0	55.8
Top Speed [km/h]	64.3	67.1	61.7	61.9	58.8	60.3	60.1	58.0
Avg. Dist. to Rail [m]	3.1	0.5	0.7	1.9	2.1	1.2	2.3	3.4
Avg. Stride Freq. [Hz]	2.3	2.3	2.2	2.2	2.1	2.2	2.2	2.2
Avg. Stride Length [m]	6.7	7.9	7.6	7.6	7.5	7.5	7.3	7.0



- [] Ranking at each section and finish
- .-.- No data available at this section
- NA No data available



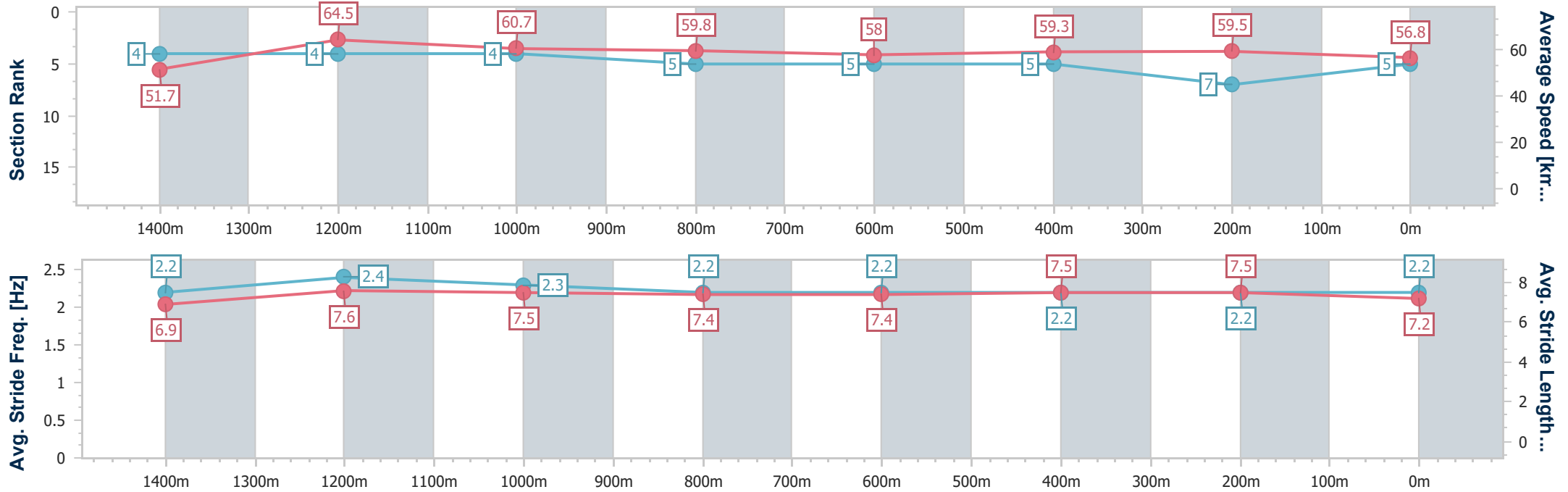
Horse/Jockey Name	Snow Show
Final Rank	5
Fastest Section Time (Section)	0:11.32 (1400m)
Top Speed [km/h] (Section)	65.3 (1400m)
Race State	Finished



Sunshine Coast Poly Track QLD Professional
 Race 2: TREASURE ELECTRICAL Maiden Handicap - 1600m
 22 November 2024 - 18:30
 Track Rating: Synthetic, Weather: Overcast, Rail Position: True



Section	Overall	1400m	1200m	1000m	800m	600m	400m	200m
Section Times	1:39.12 [5] (0:14.18)	1:24.94 [4] (0:11.32)	1:13.62 [4] (0:11.98)	1:01.64 [4] (0:12.06)	0:49.58 [5] (0:12.67)	0:36.91 [5] (0:12.18)	0:24.73 [5] (0:12.13)	0:12.60 [7] (0:12.60)
Average Speed [km/h]	51.7	64.5	60.7	59.8	58.0	59.3	59.5	56.8
Top Speed [km/h]	63.3	65.3	63.3	60.9	58.8	60.4	60.0	59.0
Avg. Dist. to Rail [m]	6.2	4.6	4.0	3.4	2.4	1.0	3.5	5.3
Avg. Stride Freq. [Hz]	2.2	2.4	2.3	2.2	2.2	2.2	2.2	2.2
Avg. Stride Length [m]	6.9	7.6	7.5	7.4	7.4	7.5	7.5	7.2



- [] Ranking at each section and finish
- .-.- No data available at this section
- NA No data available



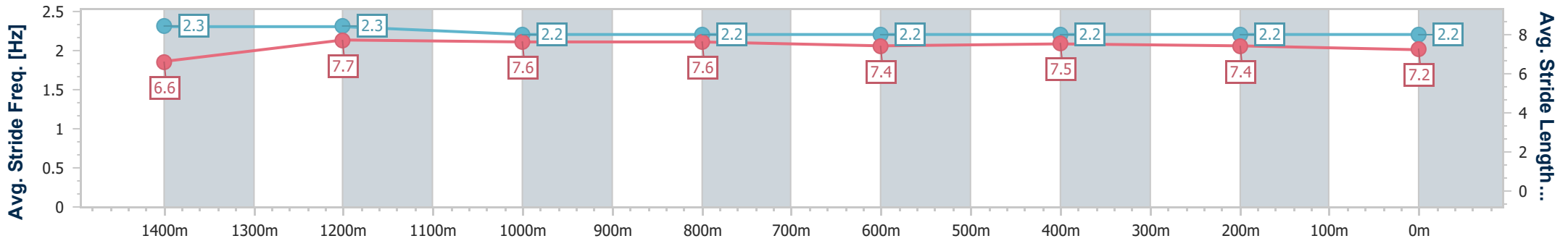
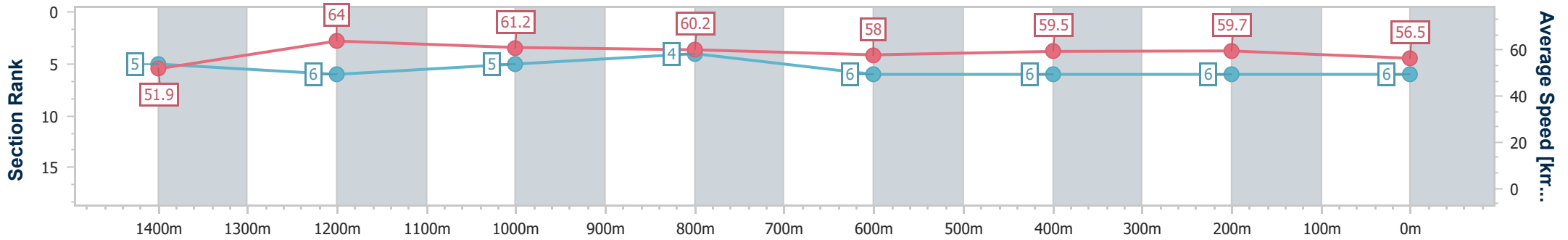
Horse/Jockey Name	Love 'N' Games
Final Rank	6
Fastest Section Time (Section)	0:11.38 (1400m)
Top Speed [km/h] (Section)	64.7 (1400m)
Race State	Finished



Sunshine Coast Poly Track QLD Professional
 Race 2: TREASURE ELECTRICAL Maiden Handicap - 1600m
 22 November 2024 - 18:30
 Track Rating: Synthetic, Weather: Overcast, Rail Position: True



Section	Overall	1400m	1200m	1000m	800m	600m	400m	200m
Section Times	1:39.19 [6] (0:14.24)	1:24.95 [5] (0:11.38)	1:13.57 [6] (0:11.90)	1:01.67 [5] (0:11.98)	0:49.69 [4] (0:12.71)	0:36.98 [6] (0:12.20)	0:24.78 [6] (0:12.04)	0:12.74 [6] (0:12.74)
Average Speed [km/h]	51.9	64.0	61.2	60.2	58.0	59.5	59.7	56.5
Top Speed [km/h]	63.8	64.7	63.3	61.1	59.8	60.5	60.8	58.8
Avg. Dist. to Rail [m]	7.8	4.5	4.8	4.2	3.4	1.0	3.6	5.4
Avg. Stride Freq. [Hz]	2.3	2.3	2.2	2.2	2.2	2.2	2.2	2.2
Avg. Stride Length [m]	6.6	7.7	7.6	7.6	7.4	7.5	7.4	7.2



- [] Ranking at each section and finish
- .-.- No data available at this section
- NA No data available



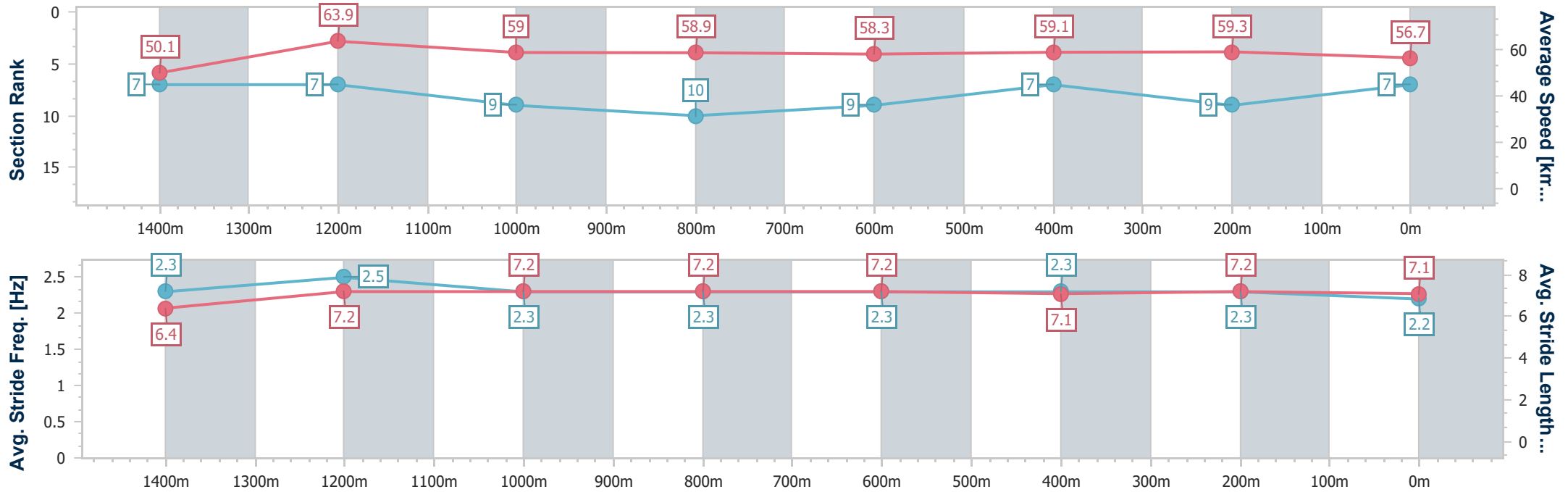
Horse/Jockey Name	Eight Cylinders
Final Rank	7
Fastest Section Time (Section)	0:11.25 (1400m)
Top Speed [km/h] (Section)	65.4 (1400m)
Race State	Finished



Sunshine Coast Poly Track QLD Professional
 Race 2: TREASURE ELECTRICAL Maiden Handicap - 1600m
 22 November 2024 - 18:30
 Track Rating: Synthetic, Weather: Overcast, Rail Position: True



Section	Overall	1400m	1200m	1000m	800m	600m	400m	200m
Section Times	1:39.28 [7] (0:14.39)	1:24.89 [7] (0:11.25)	1:13.64 [7] (0:12.19)	1:01.45 [9] (0:12.22)	0:49.23 [10] (0:12.38)	0:36.85 [9] (0:12.05)	0:24.80 [7] (0:12.14)	0:12.66 [9] (0:12.66)
Average Speed [km/h]	50.1	63.9	59.0	58.9	58.3	59.1	59.3	56.7
Top Speed [km/h]	64.5	65.4	62.5	61.4	60.3	61.0	62.5	58.3
Avg. Dist. to Rail [m]	1.6	0.5	0.4	1.0	0.8	1.5	0.6	1.1
Avg. Stride Freq. [Hz]	2.3	2.5	2.3	2.3	2.3	2.3	2.3	2.2
Avg. Stride Length [m]	6.4	7.2	7.2	7.2	7.2	7.1	7.2	7.1



- [] Ranking at each section and finish
- .-.- No data available at this section
- NA No data available



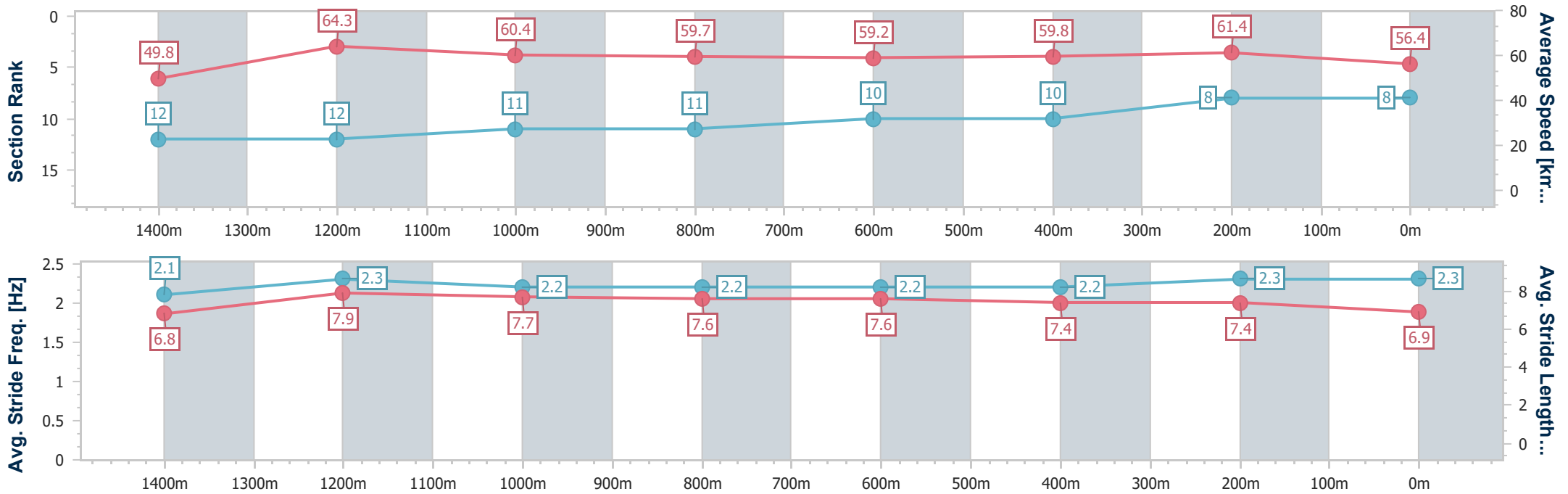
Horse/Jockey Name	Twilight Steps
Final Rank	8
Fastest Section Time (Section)	0:11.25 (1400m)
Top Speed [km/h] (Section)	66.0 (1400m)
Race State	Finished



Sunshine Coast Poly Track QLD Professional
 Race 2: TREASURE ELECTRICAL Maiden Handicap - 1600m
 22 November 2024 - 18:30
 Track Rating: Synthetic, Weather: Overcast, Rail Position: True



Section	Overall	1400m	1200m	1000m	800m	600m	400m	200m
Section Times	1:39.29 [8] (0:14.80)	1:24.49 [12] (0:11.25)	1:13.24 [12] (0:12.02)	1:01.22 [11] (0:12.06)	0:49.16 [11] (0:12.44)	0:36.72 [10] (0:12.23)	0:24.49 [10] (0:11.78)	0:12.71 [8] (0:12.71)
Average Speed [km/h]	49.8	64.3	60.4	59.7	59.2	59.8	61.4	56.4
Top Speed [km/h]	63.2	66.0	63.6	60.3	60.2	62.1	62.4	59.5
Avg. Dist. to Rail [m]	8.9	1.9	2.7	2.9	3.1	2.9	6.3	7.5
Avg. Stride Freq. [Hz]	2.1	2.3	2.2	2.2	2.2	2.2	2.3	2.3
Avg. Stride Length [m]	6.8	7.9	7.7	7.6	7.6	7.4	7.4	6.9



- [] Ranking at each section and finish
- .-.- No data available at this section
- NA No data available



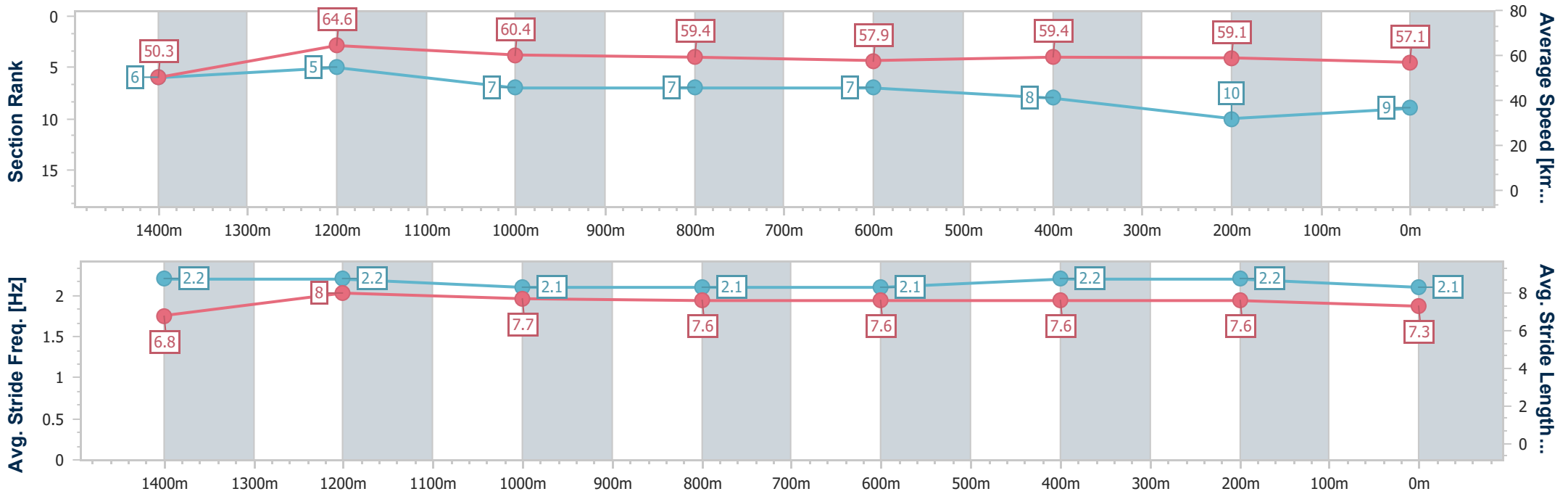
Horse/Jockey Name	Missile Away
Final Rank	9
Fastest Section Time (Section)	0:11.19 (1400m)
Top Speed [km/h] (Section)	65.5 (1400m)
Race State	Finished



Sunshine Coast Poly Track QLD Professional
 Race 2: TREASURE ELECTRICAL Maiden Handicap - 1600m
 22 November 2024 - 18:30
 Track Rating: Synthetic, Weather: Overcast, Rail Position: True



Section	Overall	1400m	1200m	1000m	800m	600m	400m	200m
Section Times	1:39.33 [9] (0:14.38)	1:24.95 [6] (0:11.19)	1:13.76 [5] (0:12.03)	1:01.73 [7] (0:12.12)	0:49.61 [7] (0:12.65)	0:36.96 [7] (0:12.14)	0:24.82 [8] (0:12.20)	0:12.62 [10] (0:12.62)
Average Speed [km/h]	50.3	64.6	60.4	59.4	57.9	59.4	59.1	57.1
Top Speed [km/h]	64.6	65.5	63.7	59.9	59.5	60.6	60.7	57.8
Avg. Dist. to Rail [m]	2.2	1.0	2.6	2.8	2.2	0.8	1.8	4.5
Avg. Stride Freq. [Hz]	2.2	2.2	2.1	2.1	2.1	2.2	2.2	2.1
Avg. Stride Length [m]	6.8	8.0	7.7	7.6	7.6	7.6	7.6	7.3



- [] Ranking at each section and finish
- .-.- No data available at this section
- NA No data available



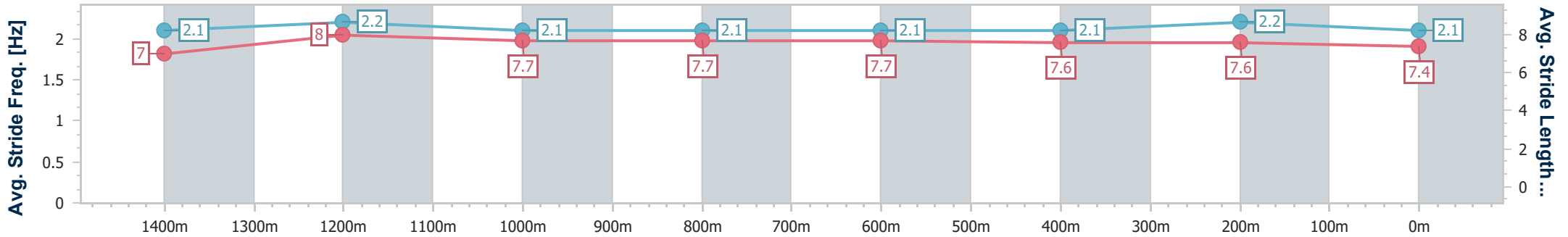
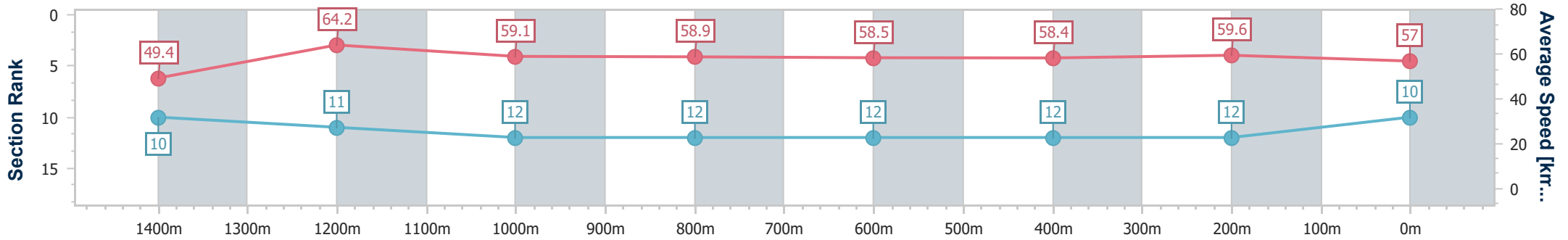
Horse/Jockey Name	Amador
Final Rank	10
Fastest Section Time (Section)	0:11.23 (1400m)
Top Speed [km/h] (Section)	65.9 (1400m)
Race State	Finished



Sunshine Coast Poly Track QLD Professional
 Race 2: TREASURE ELECTRICAL Maiden Handicap - 1600m
 22 November 2024 - 18:30
 Track Rating: Synthetic, Weather: Overcast, Rail Position: True



Section	Overall	1400m	1200m	1000m	800m	600m	400m	200m					
Section Times	1:39.57 [10] (0:14.70)	1:24.87 [10] (0:11.23)	1:13.64 [11] (0:12.17)	1:01.47 [12] (0:12.23)	0:49.24 [12] (0:12.28)	0:36.96 [12] (0:12.26)	0:24.70 [12] (0:12.09)	0:12.61 [12] (0:12.61)					
Average Speed [km/h]	49.4	64.2	59.1	58.9	58.5	58.4	59.6	57.0					
Top Speed [km/h]	61.2	65.9	63.4	61.2	60.1	59.9	60.3	58.8					
Avg. Dist. to Rail [m]	3.9	0.4	0.4	0.8	0.4	0.8	2.2	5.7					
Avg. Stride Freq. [Hz]	2.1	2.2	2.1	2.1	2.1	2.1	2.2	2.1					
Avg. Stride Length [m]	7.0	8.0	7.7	7.7	7.7	7.6	7.6	7.4					



- [] Ranking at each section and finish
- .-.- No data available at this section
- NA No data available



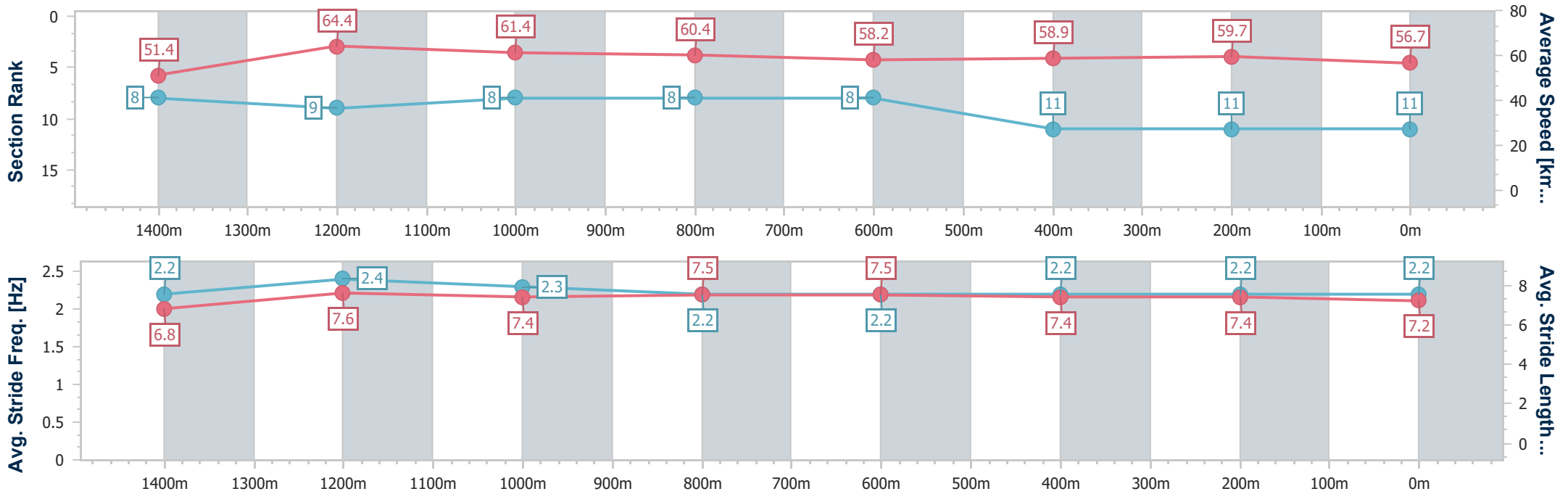
Horse/Jockey Name	Migratory
Final Rank	11
Fastest Section Time (Section)	0:11.42 (1400m)
Top Speed [km/h] (Section)	65.5 (1400m)
Race State	Finished



Sunshine Coast Poly Track QLD Professional
 Race 2: TREASURE ELECTRICAL Maiden Handicap - 1600m
 22 November 2024 - 18:30
 Track Rating: Synthetic, Weather: Overcast, Rail Position: True



Section	Overall	1400m	1200m	1000m	800m	600m	400m	200m
Section Times	1:39.59 [11] (0:14.41)	1:25.18 [8] (0:11.42)	1:13.76 [9] (0:11.92)	1:01.84 [8] (0:11.98)	0:49.86 [8] (0:12.66)	0:37.20 [8] (0:12.44)	0:24.76 [11] (0:12.12)	0:12.64 [11] (0:12.64)
Average Speed [km/h]	51.4	64.4	61.4	60.4	58.2	58.9	59.7	56.7
Top Speed [km/h]	63.1	65.5	64.5	60.8	59.9	59.9	59.9	58.9
Avg. Dist. to Rail [m]	9.5	6.8	6.9	4.9	3.6	3.1	6.2	7.9
Avg. Stride Freq. [Hz]	2.2	2.4	2.3	2.2	2.2	2.2	2.2	2.2
Avg. Stride Length [m]	6.8	7.6	7.4	7.5	7.5	7.4	7.4	7.2



- [] Ranking at each section and finish
- .-.- No data available at this section
- NA No data available



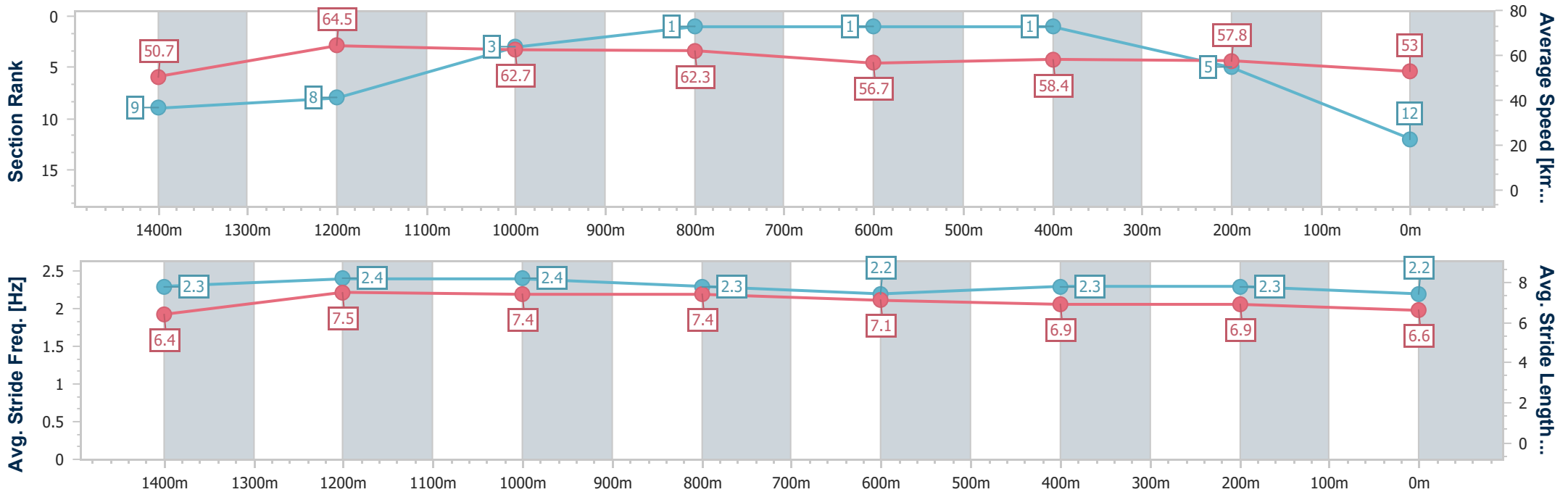
Horse/Jockey Name	Khant Quit
Final Rank	12
Fastest Section Time (Section)	0:11.30 (1400m)
Top Speed [km/h] (Section)	65.9 (1000m)
Race State	Finished



Sunshine Coast Poly Track QLD Professional
 Race 2: TREASURE ELECTRICAL Maiden Handicap - 1600m
 22 November 2024 - 18:30
 Track Rating: Synthetic, Weather: Overcast, Rail Position: True



Section	Overall	1400m	1200m	1000m	800m	600m	400m	200m
Section Times	1:39.99 [12] (0:14.51)	1:25.48 [9] (0:11.30)	1:14.18 [8] (0:11.63)	1:02.55 [3] (0:11.56)	0:50.99 [1] (0:12.72)	0:38.27 [1] (0:12.24)	0:26.03 [1] (0:12.48)	0:13.55 [5] (0:13.55)
Average Speed [km/h]	50.7	64.5	62.7	62.3	56.7	58.4	57.8	53.0
Top Speed [km/h]	63.7	65.1	65.3	65.9	58.5	59.5	59.6	55.5
Avg. Dist. to Rail [m]	7.8	4.9	5.6	3.6	0.6	1.0	0.8	2.0
Avg. Stride Freq. [Hz]	2.3	2.4	2.4	2.3	2.2	2.3	2.3	2.2
Avg. Stride Length [m]	6.4	7.5	7.4	7.4	7.1	6.9	6.9	6.6



- [] Ranking at each section and finish
- .-.- No data available at this section
- NA No data available