



Sunshine Coast Poly Track QLD Professional
Race 1: BOLD DESIGN KITCHENS QTIS Two-Year-Old Maiden Plate - 1000m
22 November 2024 - 18:00



Track Rating: Synthetic, Weather: Overcast, Rail Position: True

| Section | | Overall | 800m | 600m | 400m | 200m | Last 600m | | | | | |
|-------------|--|----------------------|----------------------|----------------------|--------------------------|--------------------------|--------------------------|--------------------------|--------------------------|------------------------|---------|----|
| Field Times | | 0:59.41 (0:13.62) | 0:45.79 (0:10.98) | 0:34.81 (0:11.30) | 0:23.51 (0:11.61) | 0:11.90 (0:11.90) | 0:34.81 | | | | | |
| Rank | TAB Horse/Jockey | Barrier | Top Speed [km/h] | Fastest Section | Margin | | | | | Distance Travelled [m] | | |
| 1 | 5 THE BEAR Justin Stanley | 2 | 68.8 800m | 0:11.02 800m | 0:59.41 [1] (0:13.85) | 0:45.56 [6] (0:11.02) | 0:34.54 [4] (0:11.29) | 0:23.25 [4] (0:11.35) | 0:11.90 [1] (0:11.90) | 0:59.41 | 0:34.54 | |
| 2 | 7 LOVEBUG Trudy Thornton | 4 | 67.7 800m | 0:10.98 800m | 0:59.80 [2] (0:13.62) | 0:46.18 [1] (0:10.98) | 0:35.20 [1] (0:11.30) | 0:23.90 [1] (0:11.63) | 0:12.27 [2] (0:12.27) | 2.3L | 0:35.20 | +0 |
| 3 | 1 BETTER GO TORQUE Kyle Wilson-Taylor | 1 | 69.0 Overall | 0:11.02 800m | 0:59.95 [3] (0:13.62) | 0:46.33 [2] (0:11.02) | 0:35.31 [2] (0:11.28) | 0:24.03 [2] (0:11.66) | 0:12.37 [3] (0:12.37) | 3.1L | 0:35.31 | -2 |
| 4 | 4 MEET GEORGE Samantha Collett | 9 | 68.5 Overall | 0:11.19 800m | 1:00.01 [4] (0:13.74) | 0:46.27 [4] (0:11.19) | 0:35.08 [5] (0:11.28) | 0:23.80 [5] (0:11.42) | 0:12.38 [5] (0:12.38) | 3.3L | 0:35.08 | +2 |
| 5 | 8 MILESTONE Damien Thornton | 6 | 68.2 800m | 0:11.16 800m | 1:00.15 [5] (0:13.82) | 0:46.33 [5] (0:11.16) | 0:35.17 [6] (0:11.23) | 0:23.94 [6] (0:11.40) | 0:12.54 [4] (0:12.54) | 4.1L | 0:35.17 | +3 |
| 6 | 6 HAPPY COFFEE Jake Bayliss | 8 | 67.0 800m | 0:10.99 800m | 1:00.54 [6] (0:13.66) | 0:46.88 [3] (0:10.99) | 0:35.89 [3] (0:11.38) | 0:24.51 [3] (0:11.87) | 0:12.64 [6] (0:12.64) | 6.4L | 0:35.89 | +0 |

Scratched: Brazen Sailor (#2), Cat Call (#3), Tinkerbella (#9)

[] Ranking at each section and finish
 -:-:- No data available at this section
 NA No data available

SCN Saddle cloth number
 DNF Did not finish
 DNT Did not track



| | |
|--------------------------------|----------------|
| Horse/Jockey Name | The Bear |
| Final Rank | 1 |
| Fastest Section Time (Section) | 0:11.02 (800m) |
| Top Speed [km/h] (Section) | 68.8 (800m) |
| Race State | Finished |



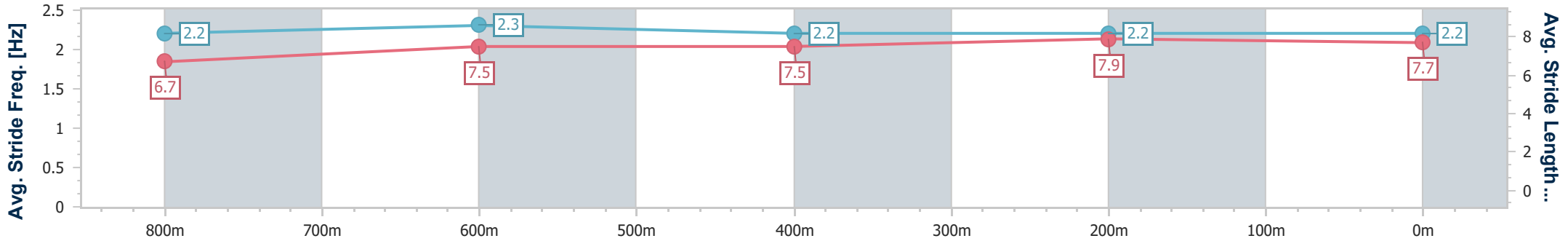
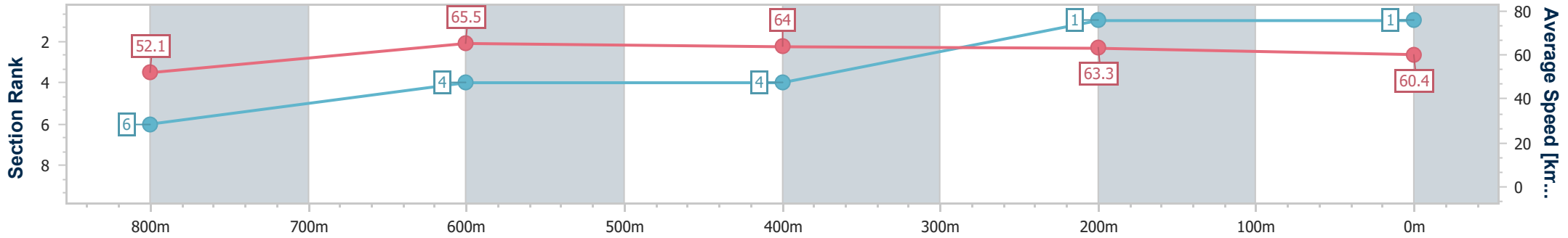
Sunshine Coast Poly Track QLD Professional
Race 1: BOLD DESIGN KITCHENS QTIS Two-Year-Old Maiden
Plate - 1000m



22 November 2024 - 18:00

Track Rating: Synthetic, Weather: Overcast, Rail Position: True

| Section | Overall | 800m | 600m | 400m | 200m |
|------------------------|--------------------------|--------------------------|--------------------------|--------------------------|--------------------------|
| Section Times | 0:59.41 [1] (0:13.85) | 0:45.56 [6] (0:11.02) | 0:34.54 [4] (0:11.29) | 0:23.25 [4] (0:11.35) | 0:11.90 [1] (0:11.90) |
| Average Speed [km/h] | 52.1 | 65.5 | 64.0 | 63.3 | 60.4 |
| Top Speed [km/h] | 68.8 | 68.8 | 65.1 | 64.0 | 63.3 |
| Avg. Dist. to Rail [m] | 4.1 | 1.2 | 0.3 | 1.4 | 2.0 |
| Avg. Stride Freq. [Hz] | 2.2 | 2.3 | 2.2 | 2.2 | 2.2 |
| Avg. Stride Length [m] | 6.7 | 7.5 | 7.5 | 7.9 | 7.7 |



- [] Ranking at each section and finish
- .-.- No data available at this section
- NA No data available



| | |
|--------------------------------|----------------|
| Horse/Jockey Name | Lovebug |
| Final Rank | 2 |
| Fastest Section Time (Section) | 0:10.98 (800m) |
| Top Speed [km/h] (Section) | 67.7 (800m) |
| Race State | Finished |



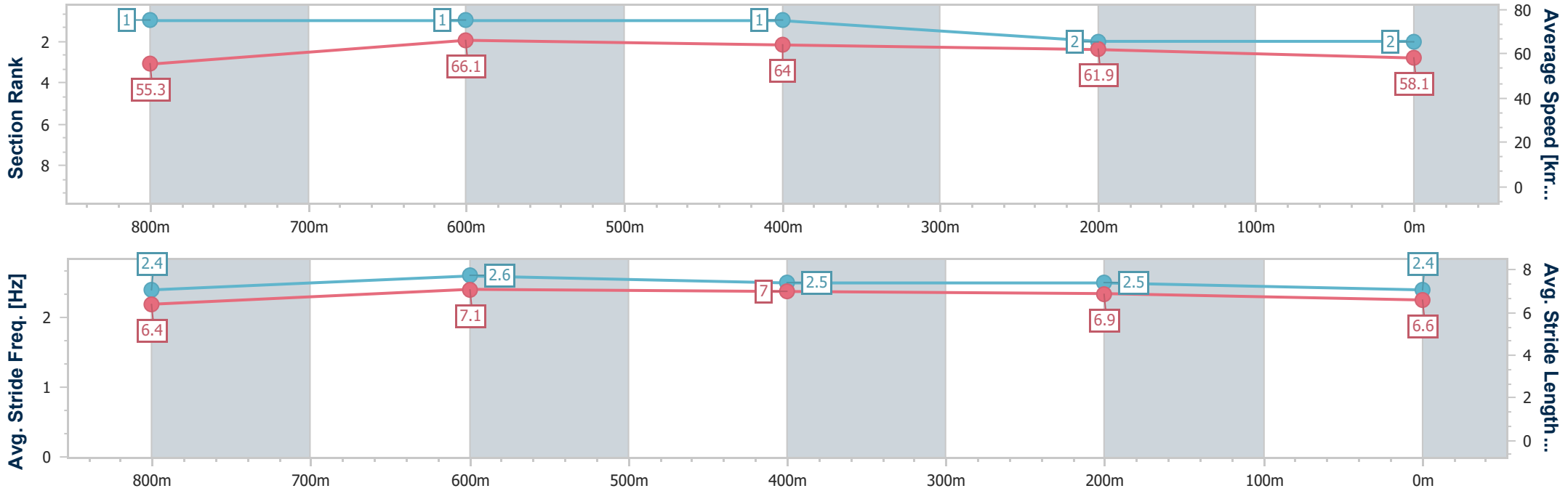
Sunshine Coast Poly Track QLD Professional
 Race 1: BOLD DESIGN KITCHENS QTIS Two-Year-Old Maiden
 Plate - 1000m



22 November 2024 - 18:00

Track Rating: Synthetic, Weather: Overcast, Rail Position: True

| Section | Overall | 800m | 600m | 400m | 200m |
|------------------------|--------------------------|--------------------------|--------------------------|--------------------------|--------------------------|
| Section Times | 0:59.80 [2] (0:13.62) | 0:46.18 [1] (0:10.98) | 0:35.20 [1] (0:11.30) | 0:23.90 [1] (0:11.63) | 0:12.27 [2] (0:12.27) |
| Average Speed [km/h] | 55.3 | 66.1 | 64.0 | 61.9 | 58.1 |
| Top Speed [km/h] | 62.6 | 67.7 | 66.9 | 64.9 | 63.3 |
| Avg. Dist. to Rail [m] | 4.2 | 0.8 | 0.2 | 0.8 | 1.3 |
| Avg. Stride Freq. [Hz] | 2.4 | 2.6 | 2.5 | 2.5 | 2.4 |
| Avg. Stride Length [m] | 6.4 | 7.1 | 7.0 | 6.9 | 6.6 |



- [] Ranking at each section and finish
- .-.- No data available at this section
- NA No data available



| | |
|--------------------------------|------------------|
| Horse/Jockey Name | Better Go Torque |
| Final Rank | 3 |
| Fastest Section Time (Section) | 0:11.02 (800m) |
| Top Speed [km/h] (Section) | 69.0 (Overall) |
| Race State | Finished |



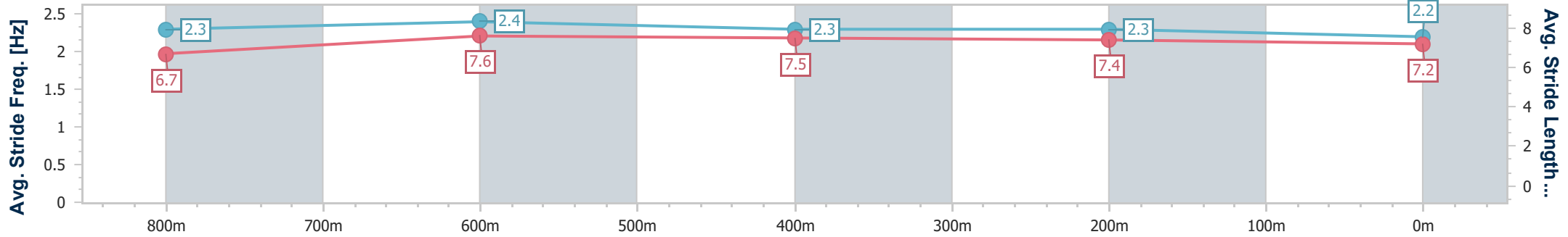
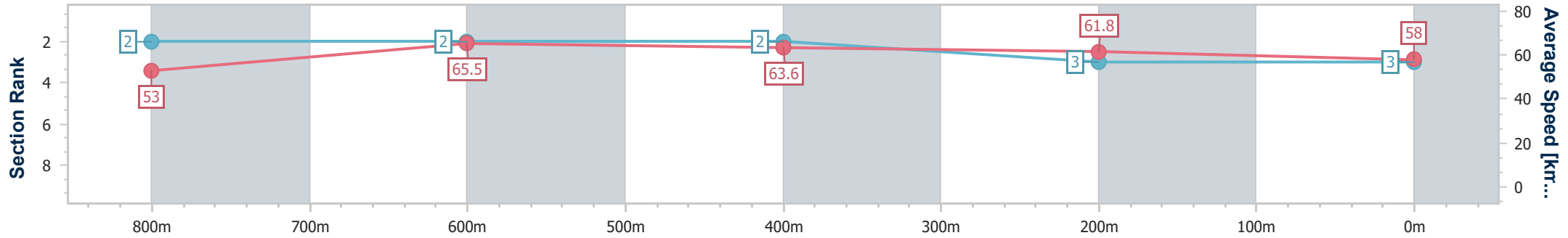
Sunshine Coast Poly Track QLD Professional
 Race 1: BOLD DESIGN KITCHENS QTIS Two-Year-Old Maiden
 Plate - 1000m



22 November 2024 - 18:00

Track Rating: Synthetic, Weather: Overcast, Rail Position: True

| Section | Overall | 800m | 600m | 400m | 200m |
|------------------------|--------------------------|--------------------------|--------------------------|--------------------------|--------------------------|
| Section Times | 0:59.95 [3] (0:13.62) | 0:46.33 [2] (0:11.02) | 0:35.31 [2] (0:11.28) | 0:24.03 [2] (0:11.66) | 0:12.37 [3] (0:12.37) |
| Average Speed [km/h] | 53.0 | 65.5 | 63.6 | 61.8 | 58.0 |
| Top Speed [km/h] | 69.0 | 67.3 | 64.4 | 63.2 | 60.6 |
| Avg. Dist. to Rail [m] | 2.8 | 0.7 | 0.6 | 0.3 | 0.5 |
| Avg. Stride Freq. [Hz] | 2.3 | 2.4 | 2.3 | 2.3 | 2.2 |
| Avg. Stride Length [m] | 6.7 | 7.6 | 7.5 | 7.4 | 7.2 |



- [] Ranking at each section and finish
- .-.- No data available at this section
- NA No data available



| | |
|--------------------------------|----------------|
| Horse/Jockey Name | Meet George |
| Final Rank | 4 |
| Fastest Section Time (Section) | 0:11.19 (800m) |
| Top Speed [km/h] (Section) | 68.5 (Overall) |
| Race State | Finished |



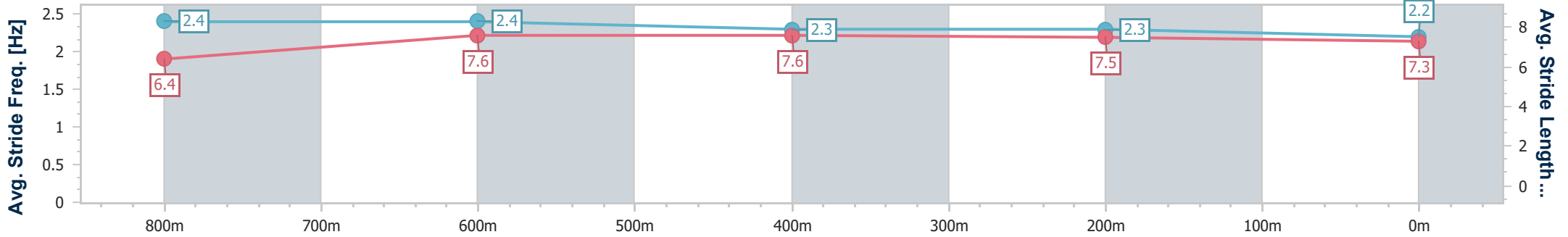
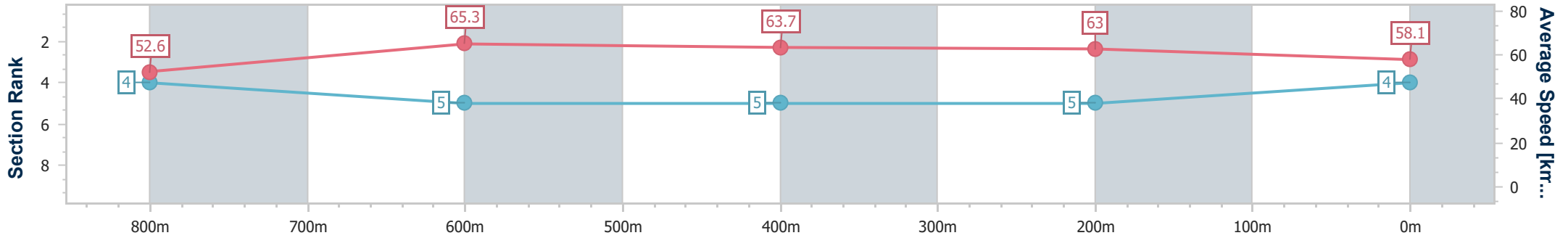
Sunshine Coast Poly Track QLD Professional
 Race 1: BOLD DESIGN KITCHENS QTIS Two-Year-Old Maiden
 Plate - 1000m



22 November 2024 - 18:00

Track Rating: Synthetic, Weather: Overcast, Rail Position: True

| Section | Overall | 800m | 600m | 400m | 200m |
|------------------------|--------------------------|--------------------------|--------------------------|--------------------------|--------------------------|
| Section Times | 1:00.01 [4] (0:13.74) | 0:46.27 [4] (0:11.19) | 0:35.08 [5] (0:11.28) | 0:23.80 [5] (0:11.42) | 0:12.38 [5] (0:12.38) |
| Average Speed [km/h] | 52.6 | 65.3 | 63.7 | 63.0 | 58.1 |
| Top Speed [km/h] | 68.5 | 67.2 | 66.5 | 64.6 | 61.0 |
| Avg. Dist. to Rail [m] | 6.7 | 2.0 | 0.7 | 3.4 | 4.3 |
| Avg. Stride Freq. [Hz] | 2.4 | 2.4 | 2.3 | 2.3 | 2.2 |
| Avg. Stride Length [m] | 6.4 | 7.6 | 7.6 | 7.5 | 7.3 |



- [] Ranking at each section and finish
- .-.- No data available at this section
- NA No data available



| | |
|--------------------------------|----------------|
| Horse/Jockey Name | Milestone |
| Final Rank | 5 |
| Fastest Section Time (Section) | 0:11.16 (800m) |
| Top Speed [km/h] (Section) | 68.2 (800m) |
| Race State | Finished |



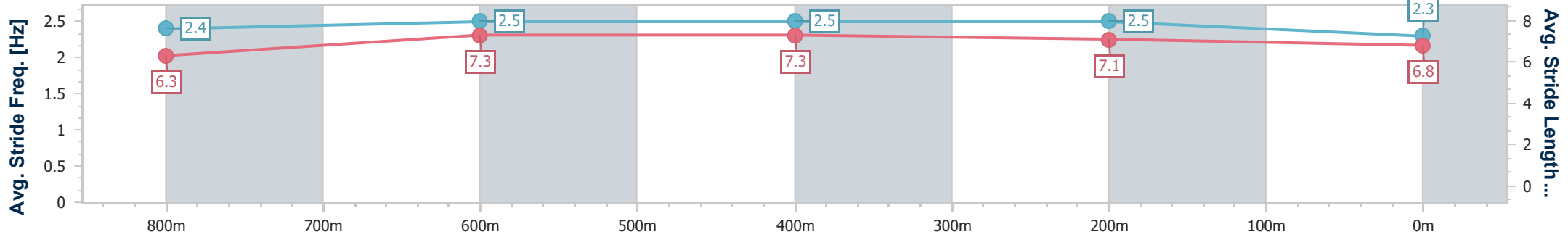
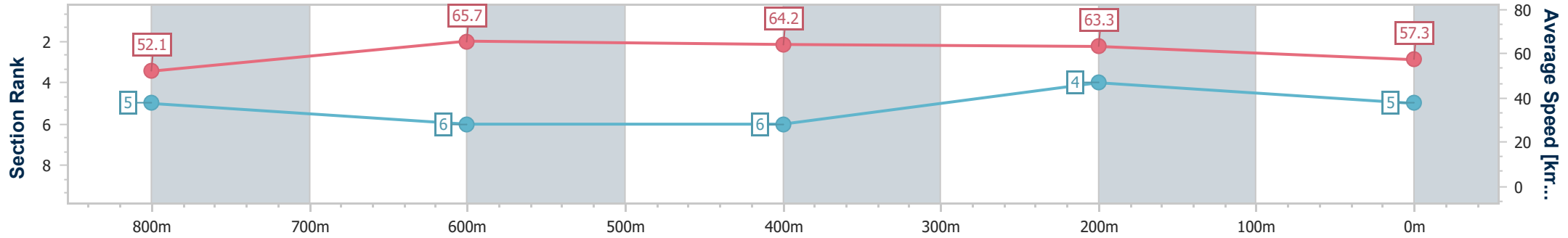
Sunshine Coast Poly Track QLD Professional
 Race 1: BOLD DESIGN KITCHENS QTIS Two-Year-Old Maiden
 Plate - 1000m



22 November 2024 - 18:00

Track Rating: Synthetic, Weather: Overcast, Rail Position: True

| Section | Overall | 800m | 600m | 400m | 200m |
|------------------------|--------------------------|--------------------------|--------------------------|--------------------------|--------------------------|
| Section Times | 1:00.15 [5] (0:13.82) | 0:46.33 [5] (0:11.16) | 0:35.17 [6] (0:11.23) | 0:23.94 [6] (0:11.40) | 0:12.54 [4] (0:12.54) |
| Average Speed [km/h] | 52.1 | 65.7 | 64.2 | 63.3 | 57.3 |
| Top Speed [km/h] | 67.9 | 68.2 | 66.1 | 64.4 | 61.6 |
| Avg. Dist. to Rail [m] | 5.3 | 2.7 | 0.7 | 3.5 | 4.2 |
| Avg. Stride Freq. [Hz] | 2.4 | 2.5 | 2.5 | 2.5 | 2.3 |
| Avg. Stride Length [m] | 6.3 | 7.3 | 7.3 | 7.1 | 6.8 |



- [] Ranking at each section and finish
- .-.- No data available at this section
- NA No data available



| | |
|--------------------------------|----------------|
| Horse/Jockey Name | Happy Coffee |
| Final Rank | 6 |
| Fastest Section Time (Section) | 0:10.99 (800m) |
| Top Speed [km/h] (Section) | 67.0 (800m) |
| Race State | Finished |



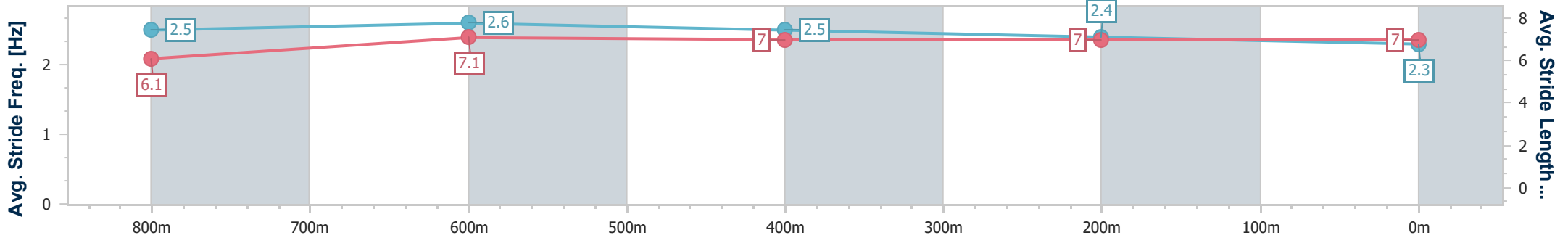
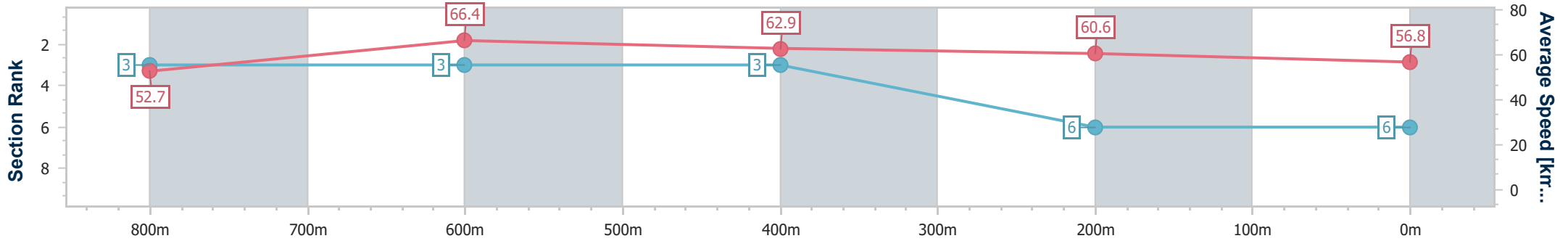
Sunshine Coast Poly Track QLD Professional
Race 1: BOLD DESIGN KITCHENS QTIS Two-Year-Old Maiden
Plate - 1000m



22 November 2024 - 18:00

Track Rating: Synthetic, Weather: Overcast, Rail Position: True

| Section | Overall | 800m | 600m | 400m | 200m |
|------------------------|--------------------------|--------------------------|--------------------------|--------------------------|--------------------------|
| Section Times | 1:00.54 [6] (0:13.66) | 0:46.88 [3] (0:10.99) | 0:35.89 [3] (0:11.38) | 0:24.51 [3] (0:11.87) | 0:12.64 [6] (0:12.64) |
| Average Speed [km/h] | 52.7 | 66.4 | 62.9 | 60.6 | 56.8 |
| Top Speed [km/h] | 66.6 | 67.0 | 64.3 | 61.7 | 59.1 |
| Avg. Dist. to Rail [m] | 6.1 | 1.8 | 1.1 | 1.8 | 3.2 |
| Avg. Stride Freq. [Hz] | 2.5 | 2.6 | 2.5 | 2.4 | 2.3 |
| Avg. Stride Length [m] | 6.1 | 7.1 | 7.0 | 7.0 | 7.0 |



- [] Ranking at each section and finish
- .-.- No data available at this section
- NA No data available



Sunshine Coast Poly Track QLD Professional

Race 2: TREASURE ELECTRICAL Maiden Handicap - 1600m

22 November 2024 - 18:30



Track Rating: Synthetic, Weather: Overcast, Rail Position: True

| Section | | Overall | 1400m | 1200m | 1000m | 800m | 600m | 400m | Last 600m | | | | |
|-------------|--------------------------------------|----------------------|----------------------|----------------------|---------------------------|---------------------------|---------------------------|---------------------------|---------------------------|---------------------------|---------------------------|---------|------------------------|
| Field Times | | 1:38.21 (0:13.91) | 1:24.30 (0:11.11) | 1:13.19 (0:12.19) | 1:01.00 (0:11.79) | 0:49.21 (0:12.72) | 0:36.49 (0:12.24) | 0:24.25 (0:12.03) | 0:36.49 | | | | |
| Rank | TAB Horse/Jockey | Barrier | Top Speed [km/h] | Fastest Section | | | | | | | | | Distance Travelled [m] |
| 1 | 6 RUMBLING AWAY Rob Thorburn | 5 | 65.6 1400m | 0:11.24 1400m | 1:38.21 [1] (0:13.94) | 1:24.27 [2] (0:11.24) | 1:13.03 [2] (0:12.05) | 1:00.98 [2] (0:11.96) | 0:49.02 [3] (0:12.76) | 0:36.26 [3] (0:12.24) | 0:24.02 [3] (0:11.80) | 0:36.26 | |
| 2 | 10 EXFOLIATE Taylor Marshall | 11 | 66.4 1400m | 0:11.17 1400m | 1:38.28 [2] (0:14.70) | 1:23.58 [11] (0:11.17) | 1:12.41 [10] (0:12.01) | 1:00.40 [10] (0:12.10) | 0:48.30 [9] (0:12.63) | 0:35.67 [11] (0:12.10) | 0:23.57 [9] (0:11.70) | 0:35.67 | +1 |
| 3 | 16 ZEPHALONG Minonette Kennedy | 2 | 63.7 1400m | 0:11.42 1400m | 1:38.97 [3] (0:13.99) | 1:24.98 [3] (0:11.42) | 1:13.56 [3] (0:12.18) | 1:01.38 [6] (0:12.10) | 0:49.28 [6] (0:12.45) | 0:36.83 [4] (0:12.10) | 0:24.73 [4] (0:12.02) | 0:36.83 | -6 |
| 4 | 2 FLASH ONE HEY Ron Stewart | 6 | 67.1 1400m | 0:11.11 1400m | 1:39.11 [4] (0:13.91) | 1:25.20 [1] (0:11.11) | 1:14.09 [1] (0:12.19) | 1:01.90 [1] (0:11.86) | 0:50.04 [2] (0:12.73) | 0:37.31 [2] (0:12.21) | 0:25.10 [2] (0:12.21) | 0:37.31 | -5 |
| 5 | 1 SNOW SHOW Kyle Wilson-Taylor | 10 | 65.3 1400m | 0:11.32 1400m | 1:39.12 [5] (0:14.18) | 1:24.94 [4] (0:11.32) | 1:13.62 [4] (0:11.98) | 1:01.64 [4] (0:12.06) | 0:49.58 [5] (0:12.67) | 0:36.91 [5] (0:12.18) | 0:24.73 [5] (0:12.13) | 0:36.91 | +3 |
| 6 | 11 LOVE 'N' GAMES Damien Thornton | 12 | 64.7 1400m | 0:11.38 1400m | 1:39.19 [6] (0:14.24) | 1:24.95 [5] (0:11.38) | 1:13.57 [6] (0:11.90) | 1:01.67 [5] (0:11.98) | 0:49.69 [4] (0:12.71) | 0:36.98 [6] (0:12.20) | 0:24.78 [6] (0:12.04) | 0:36.98 | +6 |
| 7 | 8 EIGHT CYLINDERS Dan McGillivray | 3 | 65.4 1400m | 0:11.25 1400m | 1:39.28 [7] (0:14.39) | 1:24.89 [7] (0:11.25) | 1:13.64 [7] (0:12.19) | 1:01.45 [9] (0:12.22) | 0:49.23 [10] (0:12.38) | 0:36.85 [9] (0:12.05) | 0:24.80 [7] (0:12.14) | 0:36.85 | -13 |
| 8 | 12 TWILIGHT STEPS Micheal Hellyer | 17 | 66.0 1400m | 0:11.25 1400m | 1:39.29 [8] (0:14.80) | 1:24.49 [12] (0:11.25) | 1:13.24 [12] (0:12.02) | 1:01.22 [11] (0:12.06) | 0:49.16 [11] (0:12.44) | 0:36.72 [10] (0:12.23) | 0:24.49 [10] (0:11.78) | 0:36.72 | +5 |
| 9 | 5 MISSILE AWAY Dale Smith | 4 | 65.5 1400m | 0:11.19 1400m | 1:39.33 [9] (0:14.38) | 1:24.95 [6] (0:11.19) | 1:13.76 [5] (0:12.03) | 1:01.73 [7] (0:12.12) | 0:49.61 [7] (0:12.65) | 0:36.96 [7] (0:12.14) | 0:24.82 [8] (0:12.20) | 0:36.96 | -3 |
| 10 | 3 AMADOR Corey Bayliss | 7 | 65.9 1400m | 0:11.23 1400m | 1:39.57 [10] (0:14.70) | 1:24.87 [10] (0:11.23) | 1:13.64 [11] (0:12.17) | 1:01.47 [12] (0:12.23) | 0:49.24 [12] (0:12.28) | 0:36.96 [12] (0:12.26) | 0:24.70 [12] (0:12.09) | 0:36.96 | -10 |

Scratched: Midnight Seas (#15), La Cometa (#4), Caesar Cake (#7), Wimoweh (#13), Wowzino (#17)

[] Ranking at each section and finish
 -:-:- No data available at this section
 NA No data available

SCN Saddle cloth number
 DNF Did not finish
 DNT Did not track



Sunshine Coast Poly Track QLD Professional
Race 2: TREASURE ELECTRICAL Maiden Handicap - 1600m
22 November 2024 - 18:30



Track Rating: Synthetic, Weather: Overcast, Rail Position: True

| Section | | Overall | 1400m | 1200m | 1000m | 800m | 600m | 400m | Last 600m | | | | | |
|-------------|--------------------------------------|----------------------|----------------------|----------------------|---------------------------|--------------------------|--------------------------|--------------------------|--------------------------|--------------------------|---------------------------|---------|-----|------------------------|
| Field Times | | 1:38.21 (0:13.91) | 1:24.30 (0:11.11) | 1:13.19 (0:12.19) | 1:01.00 (0:11.79) | 0:49.21 (0:12.72) | 0:36.49 (0:12.24) | 0:24.25 (0:12.03) | 0:36.49 | | | | | |
| Rank | TAB Horse/Jockey | Barrier | Top Speed [km/h] | Fastest Section | | | | | | | | | | Distance Travelled [m] |
| 11 | 9 MIGRATORY Justin Stanley | 14 | 65.5 1400m | 0:11.42 1400m | 1:39.59 [11] (0:14.41) | 1:25.18 [8] (0:11.42) | 1:13.76 [9] (0:11.92) | 1:01.84 [8] (0:11.98) | 0:49.86 [8] (0:12.66) | 0:37.20 [8] (0:12.44) | 0:24.76 [11] (0:12.12) | 0:37.20 | +12 | |
| 12 | 14 KHANT QUIT Jake Bayliss | 13 | 65.9 1000m | 0:11.30 1400m | 1:39.99 [12] (0:14.51) | 1:25.48 [9] (0:11.30) | 1:14.18 [8] (0:11.63) | 1:02.55 [3] (0:11.56) | 0:50.99 [1] (0:12.72) | 0:38.27 [1] (0:12.24) | 0:26.03 [1] (0:12.48) | 0:38.27 | -2 | |

Scratched: Midnight Seas (#15), La Cometa (#4), Caesar Cake (#7), Wimoweh (#13), Wowzino (#17)

[] Ranking at each section and finish
 -:-:-:- No data available at this section
 NA No data available

SCN Saddle cloth number
 DNF Did not finish
 DNT Did not track



Sunshine Coast Poly Track QLD Professional
Race 2: TREASURE ELECTRICAL Maiden Handicap - 1600m
22 November 2024 - 18:30



Track Rating: Synthetic, Weather: Overcast, Rail Position: True

| Section | | | | | | | 200m | | | Last 600m |
|-------------|-----|---|---------|------------------|------------------|---------------------------|-----------|--|------------------------|-----------|
| Field Times | | | | | | | 0:12.22 | | | 0:36.49 |
| | | | | | | | (0:12.22) | | | |
| Rank | TAB | Horse/Jockey | Barrier | Top Speed [km/h] | Fastest Section | Margin | | | Distance Travelled [m] | |
| 1 | 6 | RUMBLING AWAY Rob Thorburn | 5 | 65.6 1400m | 0:11.24 1400m | 0:12.22 [1] (0:12.22) | 1:38.21 | | 0:36.26 | |
| 2 | 10 | EXFOLIATE Taylor Marshall | 11 | 66.4 1400m | 0:11.17 1400m | 0:11.87 [4] (0:11.87) | 0.3L | | 0:35.67 +1 | |
| 3 | 16 | ZEPHALONG Minonette Kennedy | 2 | 63.7 1400m | 0:11.42 1400m | 0:12.71 [3] (0:12.71) | 4.3L | | 0:36.83 -6 | |
| 4 | 2 | FLASH ONE HEY Ron Stewart | 6 | 67.1 1400m | 0:11.11 1400m | 0:12.89 [2] (0:12.89) | 5.1L | | 0:37.31 -5 | |
| 5 | 1 | SNOW SHOW Kyle Wilson-Taylor | 10 | 65.3 1400m | 0:11.32 1400m | 0:12.60 [7] (0:12.60) | 5.2L | | 0:36.91 +3 | |
| 6 | 11 | LOVE 'N' GAMES Damien Thornton | 12 | 64.7 1400m | 0:11.38 1400m | 0:12.74 [6] (0:12.74) | 5.5L | | 0:36.98 +6 | |
| 7 | 8 | EIGHT CYLINDERS Dan McGillivray | 3 | 65.4 1400m | 0:11.25 1400m | 0:12.66 [9] (0:12.66) | 5.9L | | 0:36.85 -13 | |
| 8 | 12 | TWILIGHT STEPS Micheal Hellyer | 17 | 66.0 1400m | 0:11.25 1400m | 0:12.71 [8] (0:12.71) | 6L | | 0:36.72 +5 | |
| 9 | 5 | MISSILE AWAY Dale Smith | 4 | 65.5 1400m | 0:11.19 1400m | 0:12.62 [10] (0:12.62) | 6.2L | | 0:36.96 -3 | |
| 10 | 3 | AMADOR Corey Bayliss | 7 | 65.9 1400m | 0:11.23 1400m | 0:12.61 [12] (0:12.61) | 7.5L | | 0:36.96 -10 | |

Scratched: Midnight Seas (#15), La Cometa (#4), Caesar Cake (#7), Wimoweh (#13), Wowzino (#17)

[] Ranking at each section and finish
 -:-:- No data available at this section
 NA No data available

SCN Saddle cloth number
 DNF Did not finish
 DNT Did not track



Sunshine Coast Poly Track QLD Professional
Race 2: TREASURE ELECTRICAL Maiden Handicap - 1600m
 22 November 2024 - 18:30



Track Rating: Synthetic, Weather: Overcast, Rail Position: True

| Section | | | | 200m | | | | Last 600m | | |
|-------------|-----|----------------|---------|----------------------|-----------------|--------------|------|-----------|------------------------|-----|
| Field Times | | | | 0:12.22 (0:12.22) | | | | 0:36.49 | | |
| Rank | TAB | Horse/Jockey | Barrier | Top Speed [km/h] | Fastest Section | Margin | | | Distance Travelled [m] | |
| 11 | 9 | MIGRATORY | 14 | 65.5 | 0:11.42 | 0:12.64 [11] | 7.6L | | 0:37.20 | +12 |
| | | Justin Stanley | | 1400m | 1400m | (0:12.64) | | | | |
| 12 | 14 | KHANT QUIT | 13 | 65.9 | 0:11.30 | 0:13.55 [5] | 9.9L | | 0:38.27 | -2 |
| | | Jake Bayliss | | 1000m | 1400m | (0:13.55) | | | | |

Scratched: Midnight Seas (#15), La Cometa (#4), Caesar Cake (#7), Wimoweh (#13), Wowzino (#17)

[] Ranking at each section and finish
 -:-:- No data available at this section
 NA No data available

SCN Saddle cloth number
 DNF Did not finish
 DNT Did not track



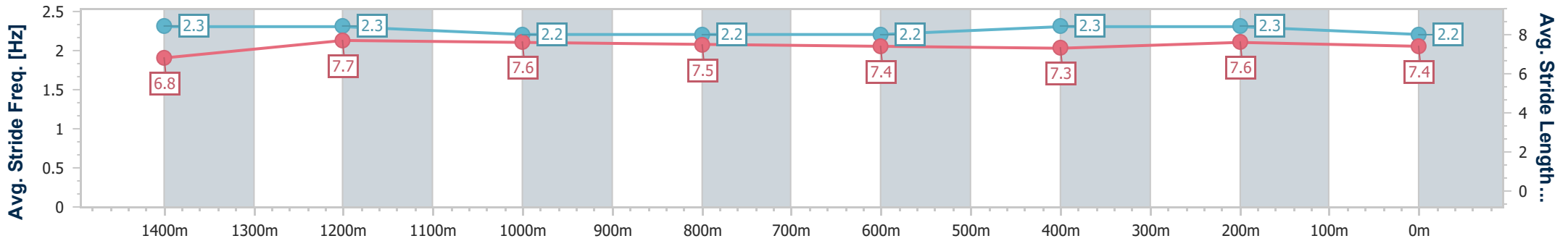
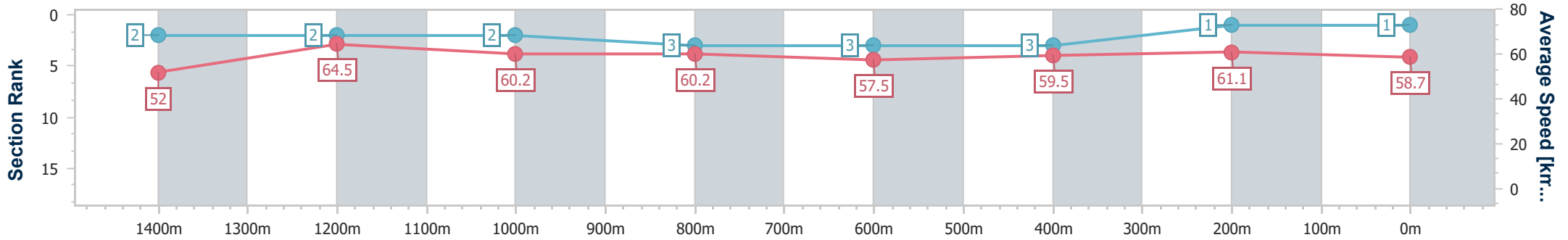
| | |
|--------------------------------|-----------------|
| Horse/Jockey Name | Rumbling Away |
| Final Rank | 1 |
| Fastest Section Time (Section) | 0:11.24 (1400m) |
| Top Speed [km/h] (Section) | 65.6 (1400m) |
| Race State | Finished |



Sunshine Coast Poly Track QLD Professional
 Race 2: TREASURE ELECTRICAL Maiden Handicap - 1600m
 22 November 2024 - 18:30
 Track Rating: Synthetic, Weather: Overcast, Rail Position: True



| Section | Overall | 1400m | 1200m | 1000m | 800m | 600m | 400m | 200m |
|------------------------|--------------------------|--------------------------|--------------------------|--------------------------|--------------------------|--------------------------|--------------------------|--------------------------|
| Section Times | 1:38.21 [1] (0:13.94) | 1:24.27 [2] (0:11.24) | 1:13.03 [2] (0:12.05) | 1:00.98 [2] (0:11.96) | 0:49.02 [3] (0:12.76) | 0:36.26 [3] (0:12.24) | 0:24.02 [3] (0:11.80) | 0:12.22 [1] (0:12.22) |
| Average Speed [km/h] | 52.0 | 64.5 | 60.2 | 60.2 | 57.5 | 59.5 | 61.1 | 58.7 |
| Top Speed [km/h] | 64.1 | 65.6 | 63.3 | 61.3 | 58.7 | 60.8 | 61.9 | 60.0 |
| Avg. Dist. to Rail [m] | 3.0 | 1.9 | 2.6 | 3.2 | 2.7 | 1.7 | 2.8 | 4.0 |
| Avg. Stride Freq. [Hz] | 2.3 | 2.3 | 2.2 | 2.2 | 2.2 | 2.3 | 2.3 | 2.2 |
| Avg. Stride Length [m] | 6.8 | 7.7 | 7.6 | 7.5 | 7.4 | 7.3 | 7.6 | 7.4 |



- [] Ranking at each section and finish
- .-.-.- No data available at this section
- NA No data available



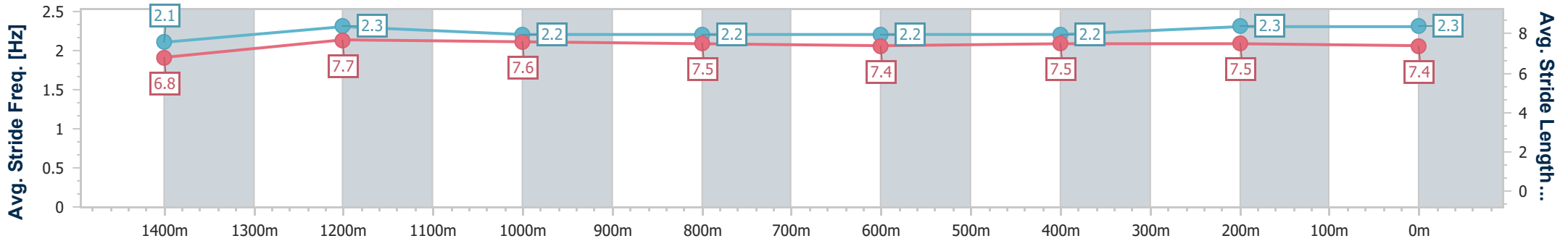
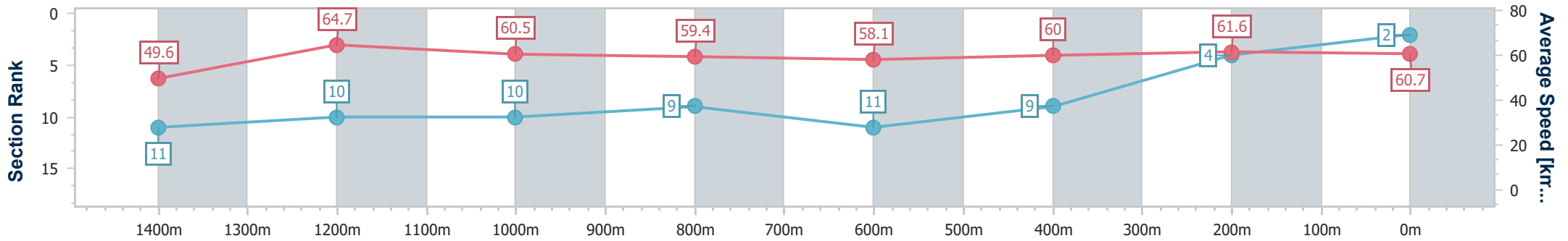
| | |
|--------------------------------|-----------------|
| Horse/Jockey Name | Exfoliate |
| Final Rank | 2 |
| Fastest Section Time (Section) | 0:11.17 (1400m) |
| Top Speed [km/h] (Section) | 66.4 (1400m) |
| Race State | Finished |



Sunshine Coast Poly Track QLD Professional
 Race 2: TREASURE ELECTRICAL Maiden Handicap - 1600m
 22 November 2024 - 18:30
 Track Rating: Synthetic, Weather: Overcast, Rail Position: True



| Section | Overall | 1400m | 1200m | 1000m | 800m | 600m | 400m | 200m |
|------------------------|--------------------------|---------------------------|---------------------------|---------------------------|--------------------------|---------------------------|--------------------------|--------------------------|
| Section Times | 1:38.28 [2] (0:14.70) | 1:23.58 [11] (0:11.17) | 1:12.41 [10] (0:12.01) | 1:00.40 [10] (0:12.10) | 0:48.30 [9] (0:12.63) | 0:35.67 [11] (0:12.10) | 0:23.57 [9] (0:11.70) | 0:11.87 [4] (0:11.87) |
| Average Speed [km/h] | 49.6 | 64.7 | 60.5 | 59.4 | 58.1 | 60.0 | 61.6 | 60.7 |
| Top Speed [km/h] | 62.9 | 66.4 | 63.6 | 60.6 | 59.7 | 61.6 | 62.1 | 61.6 |
| Avg. Dist. to Rail [m] | 5.9 | 1.8 | 2.9 | 3.6 | 2.5 | 1.2 | 5.5 | 5.8 |
| Avg. Stride Freq. [Hz] | 2.1 | 2.3 | 2.2 | 2.2 | 2.2 | 2.2 | 2.3 | 2.3 |
| Avg. Stride Length [m] | 6.8 | 7.7 | 7.6 | 7.5 | 7.4 | 7.5 | 7.5 | 7.4 |



- [] Ranking at each section and finish
- .-.-.- No data available at this section
- NA No data available



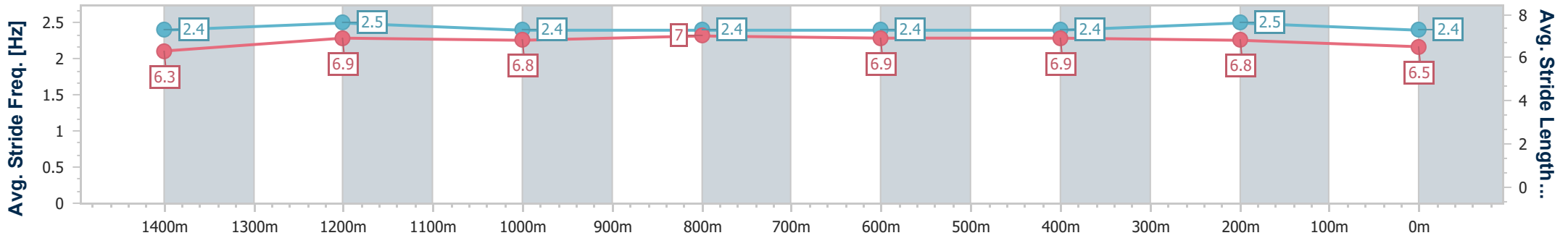
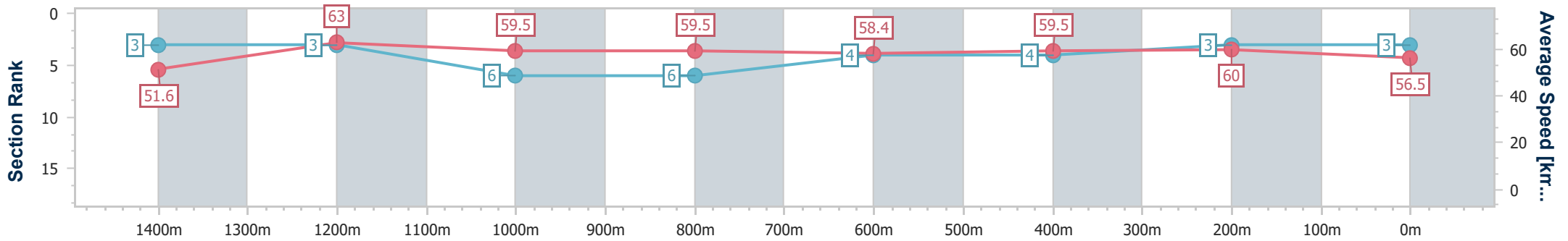
| | |
|--------------------------------|-----------------|
| Horse/Jockey Name | Zephalong |
| Final Rank | 3 |
| Fastest Section Time (Section) | 0:11.42 (1400m) |
| Top Speed [km/h] (Section) | 63.7 (1400m) |
| Race State | Finished |



Sunshine Coast Poly Track QLD Professional
 Race 2: TREASURE ELECTRICAL Maiden Handicap - 1600m
 22 November 2024 - 18:30
 Track Rating: Synthetic, Weather: Overcast, Rail Position: True



| Section | Overall | 1400m | 1200m | 1000m | 800m | 600m | 400m | 200m |
|------------------------|--------------------------|--------------------------|--------------------------|--------------------------|--------------------------|--------------------------|--------------------------|--------------------------|
| Section Times | 1:38.97 [3] (0:13.99) | 1:24.98 [3] (0:11.42) | 1:13.56 [3] (0:12.18) | 1:01.38 [6] (0:12.10) | 0:49.28 [6] (0:12.45) | 0:36.83 [4] (0:12.10) | 0:24.73 [4] (0:12.02) | 0:12.71 [3] (0:12.71) |
| Average Speed [km/h] | 51.6 | 63.0 | 59.5 | 59.5 | 58.4 | 59.5 | 60.0 | 56.5 |
| Top Speed [km/h] | 63.2 | 63.7 | 63.4 | 60.7 | 59.9 | 60.7 | 60.9 | 59.8 |
| Avg. Dist. to Rail [m] | 1.1 | 0.7 | 1.9 | 2.2 | 1.4 | 0.2 | 0.4 | 0.4 |
| Avg. Stride Freq. [Hz] | 2.4 | 2.5 | 2.4 | 2.4 | 2.4 | 2.4 | 2.5 | 2.4 |
| Avg. Stride Length [m] | 6.3 | 6.9 | 6.8 | 7.0 | 6.9 | 6.9 | 6.8 | 6.5 |



- [] Ranking at each section and finish
- .-.-.- No data available at this section
- NA No data available



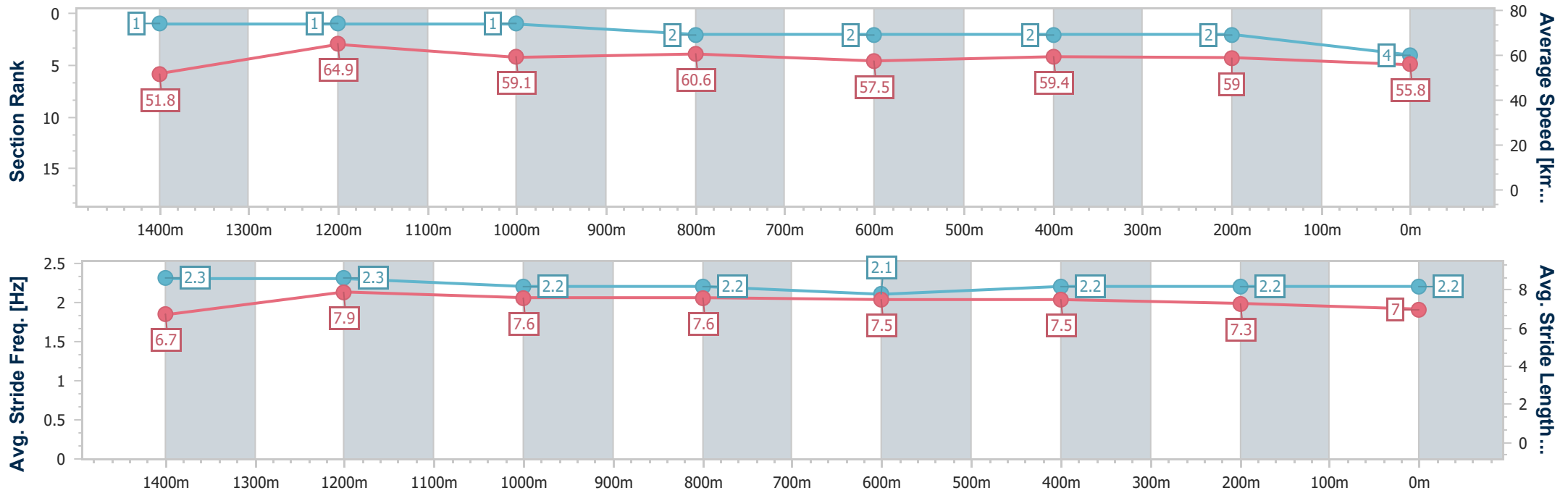
| | |
|--------------------------------|-----------------|
| Horse/Jockey Name | Flash One Hey |
| Final Rank | 4 |
| Fastest Section Time (Section) | 0:11.11 (1400m) |
| Top Speed [km/h] (Section) | 67.1 (1400m) |
| Race State | Finished |



Sunshine Coast Poly Track QLD Professional
 Race 2: TREASURE ELECTRICAL Maiden Handicap - 1600m
 22 November 2024 - 18:30
 Track Rating: Synthetic, Weather: Overcast, Rail Position: True



| Section | Overall | 1400m | 1200m | 1000m | 800m | 600m | 400m | 200m |
|------------------------|--------------------------|--------------------------|--------------------------|--------------------------|--------------------------|--------------------------|--------------------------|--------------------------|
| Section Times | 1:39.11 [4] (0:13.91) | 1:25.20 [1] (0:11.11) | 1:14.09 [1] (0:12.19) | 1:01.90 [1] (0:11.86) | 0:50.04 [2] (0:12.73) | 0:37.31 [2] (0:12.21) | 0:25.10 [2] (0:12.21) | 0:12.89 [2] (0:12.89) |
| Average Speed [km/h] | 51.8 | 64.9 | 59.1 | 60.6 | 57.5 | 59.4 | 59.0 | 55.8 |
| Top Speed [km/h] | 64.3 | 67.1 | 61.7 | 61.9 | 58.8 | 60.3 | 60.1 | 58.0 |
| Avg. Dist. to Rail [m] | 3.1 | 0.5 | 0.7 | 1.9 | 2.1 | 1.2 | 2.3 | 3.4 |
| Avg. Stride Freq. [Hz] | 2.3 | 2.3 | 2.2 | 2.2 | 2.1 | 2.2 | 2.2 | 2.2 |
| Avg. Stride Length [m] | 6.7 | 7.9 | 7.6 | 7.6 | 7.5 | 7.5 | 7.3 | 7.0 |



- [] Ranking at each section and finish
- .-.-.- No data available at this section
- NA No data available



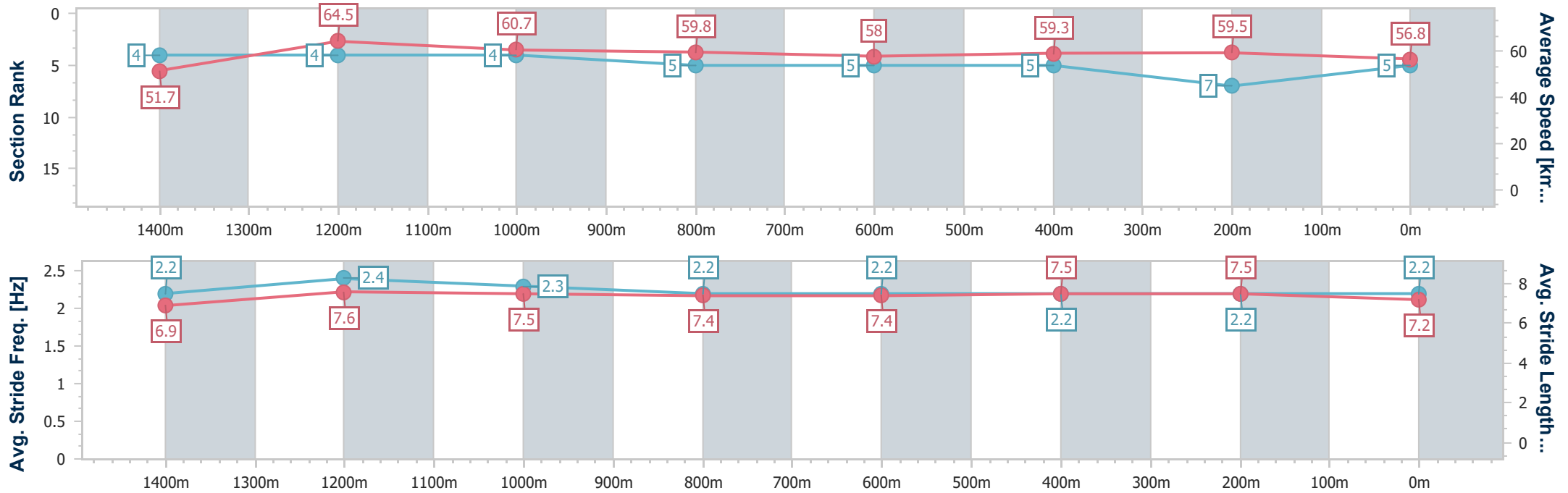
| | |
|--------------------------------|-----------------|
| Horse/Jockey Name | Snow Show |
| Final Rank | 5 |
| Fastest Section Time (Section) | 0:11.32 (1400m) |
| Top Speed [km/h] (Section) | 65.3 (1400m) |
| Race State | Finished |



Sunshine Coast Poly Track QLD Professional
 Race 2: TREASURE ELECTRICAL Maiden Handicap - 1600m
 22 November 2024 - 18:30
 Track Rating: Synthetic, Weather: Overcast, Rail Position: True



| Section | Overall | 1400m | 1200m | 1000m | 800m | 600m | 400m | 200m |
|------------------------|--------------------------|--------------------------|--------------------------|--------------------------|--------------------------|--------------------------|--------------------------|--------------------------|
| Section Times | 1:39.12 [5] (0:14.18) | 1:24.94 [4] (0:11.32) | 1:13.62 [4] (0:11.98) | 1:01.64 [4] (0:12.06) | 0:49.58 [5] (0:12.67) | 0:36.91 [5] (0:12.18) | 0:24.73 [5] (0:12.13) | 0:12.60 [7] (0:12.60) |
| Average Speed [km/h] | 51.7 | 64.5 | 60.7 | 59.8 | 58.0 | 59.3 | 59.5 | 56.8 |
| Top Speed [km/h] | 63.3 | 65.3 | 63.3 | 60.9 | 58.8 | 60.4 | 60.0 | 59.0 |
| Avg. Dist. to Rail [m] | 6.2 | 4.6 | 4.0 | 3.4 | 2.4 | 1.0 | 3.5 | 5.3 |
| Avg. Stride Freq. [Hz] | 2.2 | 2.4 | 2.3 | 2.2 | 2.2 | 2.2 | 2.2 | 2.2 |
| Avg. Stride Length [m] | 6.9 | 7.6 | 7.5 | 7.4 | 7.4 | 7.5 | 7.5 | 7.2 |



- [] Ranking at each section and finish
- .-.- No data available at this section
- NA No data available



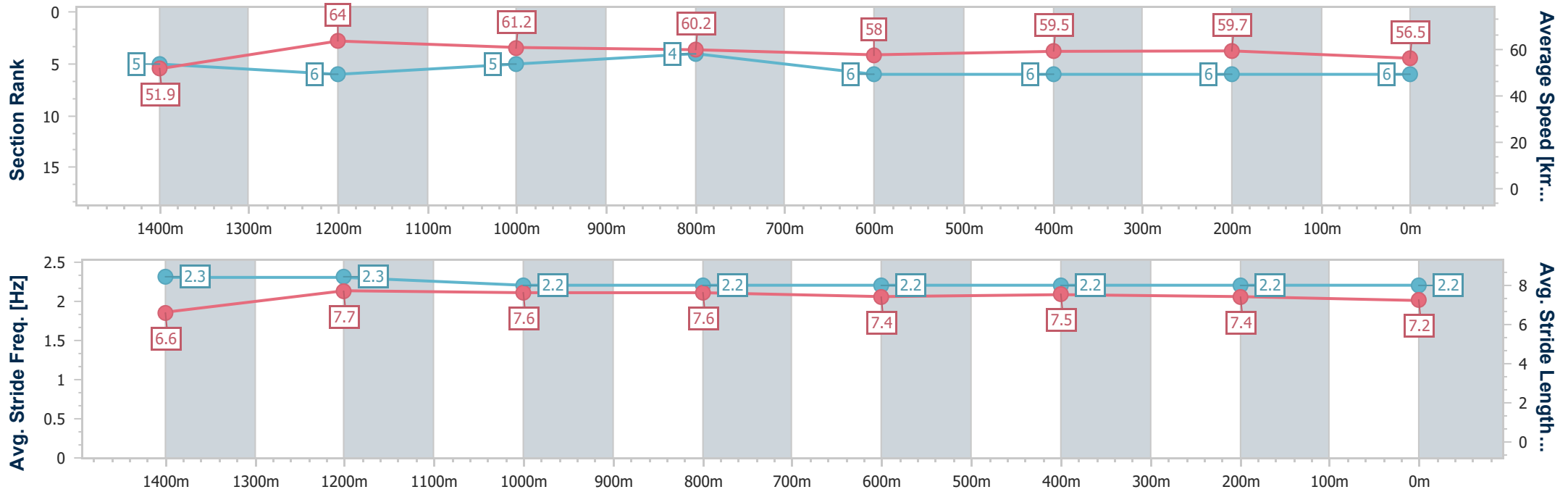
| | |
|--------------------------------|-----------------|
| Horse/Jockey Name | Love 'N' Games |
| Final Rank | 6 |
| Fastest Section Time (Section) | 0:11.38 (1400m) |
| Top Speed [km/h] (Section) | 64.7 (1400m) |
| Race State | Finished |



Sunshine Coast Poly Track QLD Professional
 Race 2: TREASURE ELECTRICAL Maiden Handicap - 1600m
 22 November 2024 - 18:30
 Track Rating: Synthetic, Weather: Overcast, Rail Position: True



| Section | Overall | 1400m | 1200m | 1000m | 800m | 600m | 400m | 200m |
|------------------------|--------------------------|--------------------------|--------------------------|--------------------------|--------------------------|--------------------------|--------------------------|--------------------------|
| Section Times | 1:39.19 [6] (0:14.24) | 1:24.95 [5] (0:11.38) | 1:13.57 [6] (0:11.90) | 1:01.67 [5] (0:11.98) | 0:49.69 [4] (0:12.71) | 0:36.98 [6] (0:12.20) | 0:24.78 [6] (0:12.04) | 0:12.74 [6] (0:12.74) |
| Average Speed [km/h] | 51.9 | 64.0 | 61.2 | 60.2 | 58.0 | 59.5 | 59.7 | 56.5 |
| Top Speed [km/h] | 63.8 | 64.7 | 63.3 | 61.1 | 59.8 | 60.5 | 60.8 | 58.8 |
| Avg. Dist. to Rail [m] | 7.8 | 4.5 | 4.8 | 4.2 | 3.4 | 1.0 | 3.6 | 5.4 |
| Avg. Stride Freq. [Hz] | 2.3 | 2.3 | 2.2 | 2.2 | 2.2 | 2.2 | 2.2 | 2.2 |
| Avg. Stride Length [m] | 6.6 | 7.7 | 7.6 | 7.6 | 7.4 | 7.5 | 7.4 | 7.2 |



- [] Ranking at each section and finish
- .-.- No data available at this section
- NA No data available



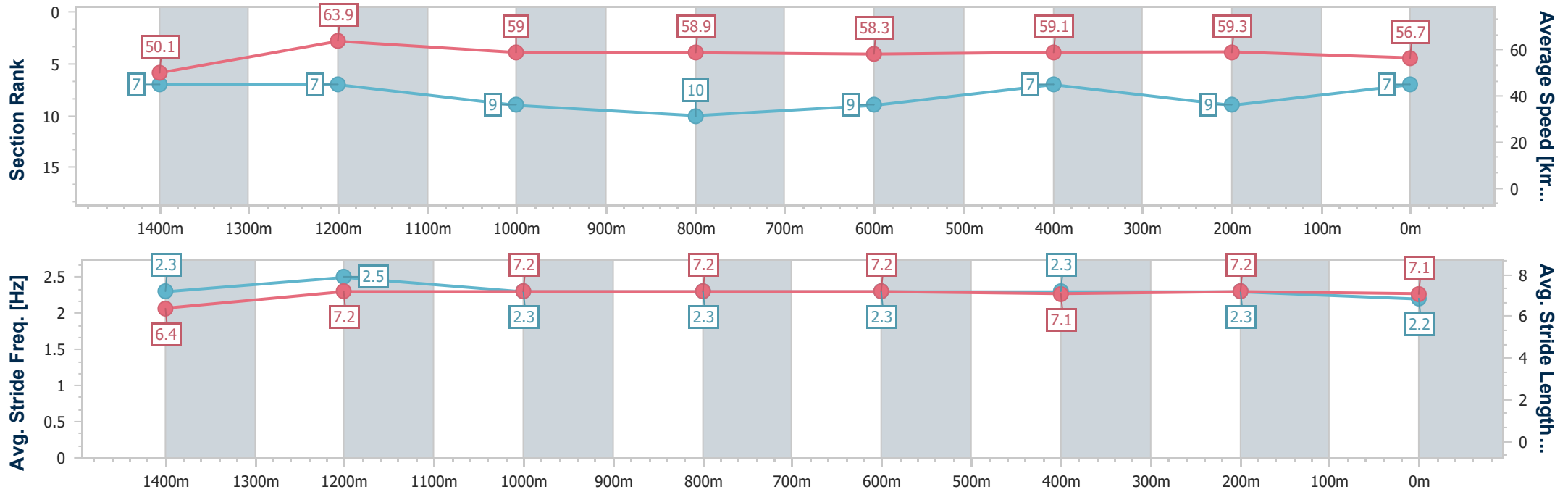
| | |
|--------------------------------|-----------------|
| Horse/Jockey Name | Eight Cylinders |
| Final Rank | 7 |
| Fastest Section Time (Section) | 0:11.25 (1400m) |
| Top Speed [km/h] (Section) | 65.4 (1400m) |
| Race State | Finished |



Sunshine Coast Poly Track QLD Professional
 Race 2: TREASURE ELECTRICAL Maiden Handicap - 1600m
 22 November 2024 - 18:30
 Track Rating: Synthetic, Weather: Overcast, Rail Position: True



| Section | Overall | 1400m | 1200m | 1000m | 800m | 600m | 400m | 200m |
|------------------------|--------------------------|--------------------------|--------------------------|--------------------------|---------------------------|--------------------------|--------------------------|--------------------------|
| Section Times | 1:39.28 [7] (0:14.39) | 1:24.89 [7] (0:11.25) | 1:13.64 [7] (0:12.19) | 1:01.45 [9] (0:12.22) | 0:49.23 [10] (0:12.38) | 0:36.85 [9] (0:12.05) | 0:24.80 [7] (0:12.14) | 0:12.66 [9] (0:12.66) |
| Average Speed [km/h] | 50.1 | 63.9 | 59.0 | 58.9 | 58.3 | 59.1 | 59.3 | 56.7 |
| Top Speed [km/h] | 64.5 | 65.4 | 62.5 | 61.4 | 60.3 | 61.0 | 62.5 | 58.3 |
| Avg. Dist. to Rail [m] | 1.6 | 0.5 | 0.4 | 1.0 | 0.8 | 1.5 | 0.6 | 1.1 |
| Avg. Stride Freq. [Hz] | 2.3 | 2.5 | 2.3 | 2.3 | 2.3 | 2.3 | 2.3 | 2.2 |
| Avg. Stride Length [m] | 6.4 | 7.2 | 7.2 | 7.2 | 7.2 | 7.1 | 7.2 | 7.1 |



- [] Ranking at each section and finish
- .-.- No data available at this section
- NA No data available



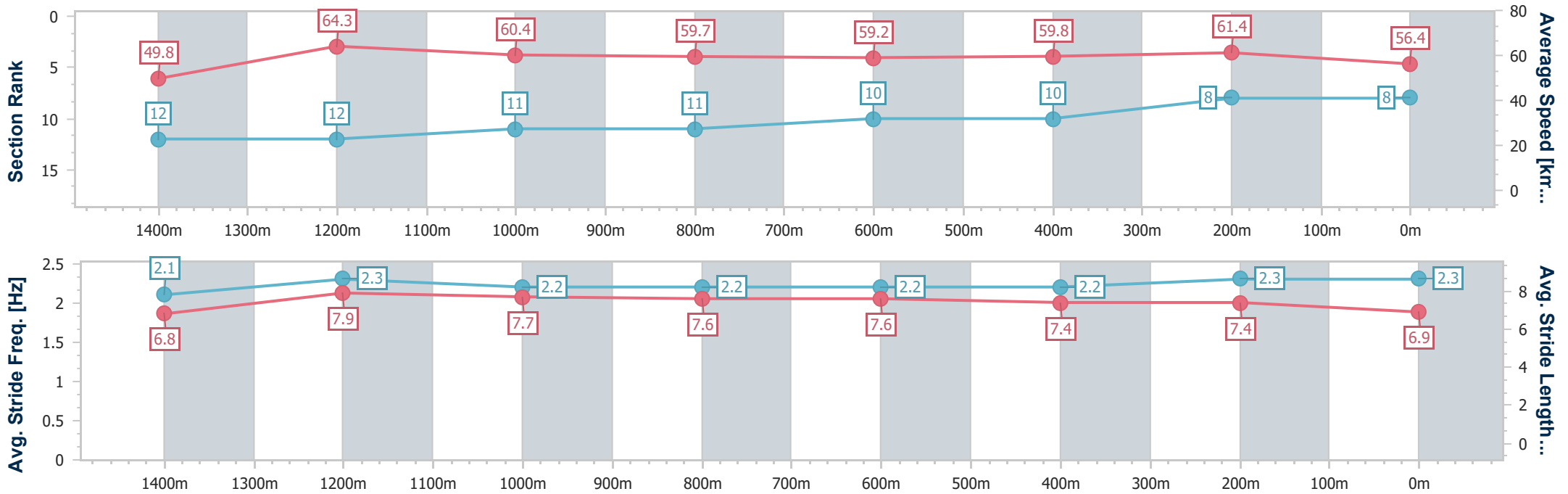
| | |
|--------------------------------|-----------------|
| Horse/Jockey Name | Twilight Steps |
| Final Rank | 8 |
| Fastest Section Time (Section) | 0:11.25 (1400m) |
| Top Speed [km/h] (Section) | 66.0 (1400m) |
| Race State | Finished |



Sunshine Coast Poly Track QLD Professional
 Race 2: TREASURE ELECTRICAL Maiden Handicap - 1600m
 22 November 2024 - 18:30
 Track Rating: Synthetic, Weather: Overcast, Rail Position: True



| Section | Overall | 1400m | 1200m | 1000m | 800m | 600m | 400m | 200m |
|------------------------|--------------------------|---------------------------|---------------------------|---------------------------|---------------------------|---------------------------|---------------------------|--------------------------|
| Section Times | 1:39.29 [8] (0:14.80) | 1:24.49 [12] (0:11.25) | 1:13.24 [12] (0:12.02) | 1:01.22 [11] (0:12.06) | 0:49.16 [11] (0:12.44) | 0:36.72 [10] (0:12.23) | 0:24.49 [10] (0:11.78) | 0:12.71 [8] (0:12.71) |
| Average Speed [km/h] | 49.8 | 64.3 | 60.4 | 59.7 | 59.2 | 59.8 | 61.4 | 56.4 |
| Top Speed [km/h] | 63.2 | 66.0 | 63.6 | 60.3 | 60.2 | 62.1 | 62.4 | 59.5 |
| Avg. Dist. to Rail [m] | 8.9 | 1.9 | 2.7 | 2.9 | 3.1 | 2.9 | 6.3 | 7.5 |
| Avg. Stride Freq. [Hz] | 2.1 | 2.3 | 2.2 | 2.2 | 2.2 | 2.2 | 2.3 | 2.3 |
| Avg. Stride Length [m] | 6.8 | 7.9 | 7.7 | 7.6 | 7.6 | 7.4 | 7.4 | 6.9 |



- [] Ranking at each section and finish
- .-.- No data available at this section
- NA No data available



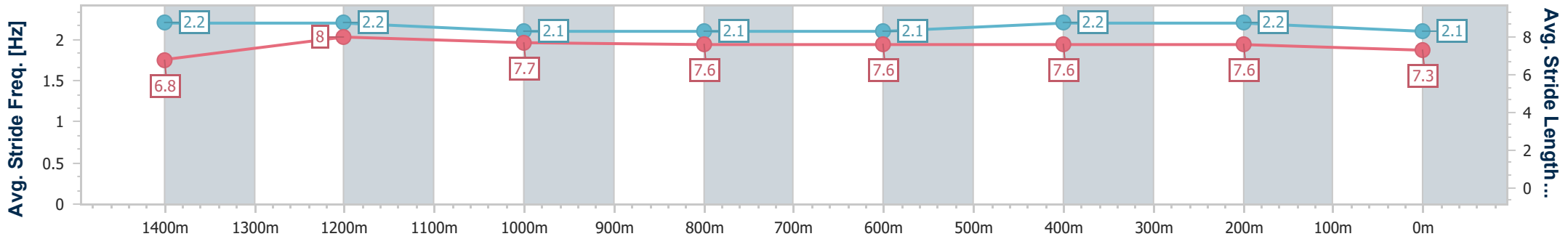
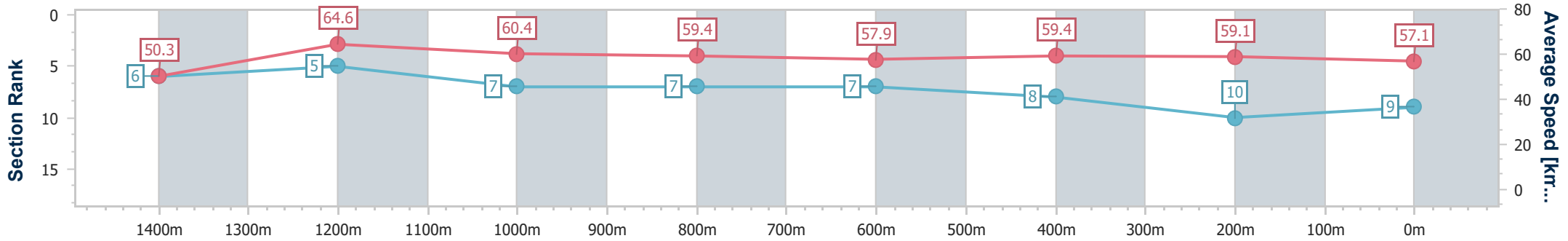
| | |
|--------------------------------|-----------------|
| Horse/Jockey Name | Missile Away |
| Final Rank | 9 |
| Fastest Section Time (Section) | 0:11.19 (1400m) |
| Top Speed [km/h] (Section) | 65.5 (1400m) |
| Race State | Finished |



Sunshine Coast Poly Track QLD Professional
 Race 2: TREASURE ELECTRICAL Maiden Handicap - 1600m
 22 November 2024 - 18:30
 Track Rating: Synthetic, Weather: Overcast, Rail Position: True



| Section | Overall | 1400m | 1200m | 1000m | 800m | 600m | 400m | 200m |
|------------------------|--------------------------|--------------------------|--------------------------|--------------------------|--------------------------|--------------------------|--------------------------|---------------------------|
| Section Times | 1:39.33 [9] (0:14.38) | 1:24.95 [6] (0:11.19) | 1:13.76 [5] (0:12.03) | 1:01.73 [7] (0:12.12) | 0:49.61 [7] (0:12.65) | 0:36.96 [7] (0:12.14) | 0:24.82 [8] (0:12.20) | 0:12.62 [10] (0:12.62) |
| Average Speed [km/h] | 50.3 | 64.6 | 60.4 | 59.4 | 57.9 | 59.4 | 59.1 | 57.1 |
| Top Speed [km/h] | 64.6 | 65.5 | 63.7 | 59.9 | 59.5 | 60.6 | 60.7 | 57.8 |
| Avg. Dist. to Rail [m] | 2.2 | 1.0 | 2.6 | 2.8 | 2.2 | 0.8 | 1.8 | 4.5 |
| Avg. Stride Freq. [Hz] | 2.2 | 2.2 | 2.1 | 2.1 | 2.1 | 2.2 | 2.2 | 2.1 |
| Avg. Stride Length [m] | 6.8 | 8.0 | 7.7 | 7.6 | 7.6 | 7.6 | 7.6 | 7.3 |



- [] Ranking at each section and finish
- .-.- No data available at this section
- NA No data available



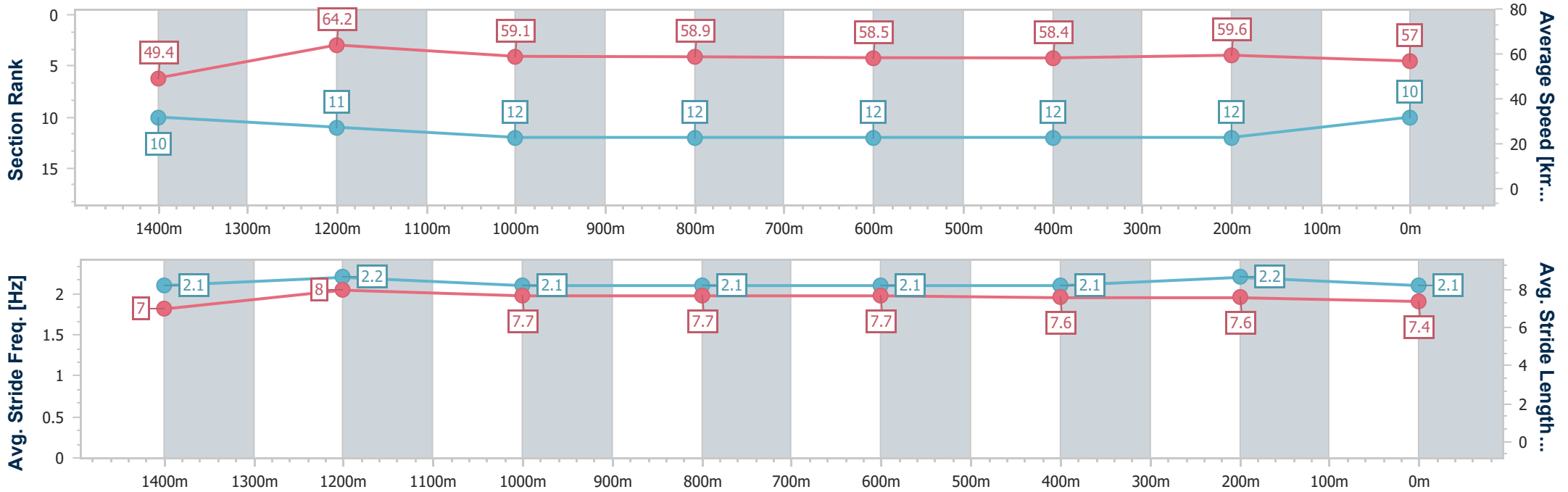
| | |
|--------------------------------|-----------------|
| Horse/Jockey Name | Amador |
| Final Rank | 10 |
| Fastest Section Time (Section) | 0:11.23 (1400m) |
| Top Speed [km/h] (Section) | 65.9 (1400m) |
| Race State | Finished |



Sunshine Coast Poly Track QLD Professional
 Race 2: TREASURE ELECTRICAL Maiden Handicap - 1600m
 22 November 2024 - 18:30
 Track Rating: Synthetic, Weather: Overcast, Rail Position: True



| Section | Overall | 1400m | 1200m | 1000m | 800m | 600m | 400m | 200m |
|------------------------|---------------------------|---------------------------|---------------------------|---------------------------|---------------------------|---------------------------|---------------------------|---------------------------|
| Section Times | 1:39.57 [10] (0:14.70) | 1:24.87 [10] (0:11.23) | 1:13.64 [11] (0:12.17) | 1:01.47 [12] (0:12.23) | 0:49.24 [12] (0:12.28) | 0:36.96 [12] (0:12.26) | 0:24.70 [12] (0:12.09) | 0:12.61 [12] (0:12.61) |
| Average Speed [km/h] | 49.4 | 64.2 | 59.1 | 58.9 | 58.5 | 58.4 | 59.6 | 57.0 |
| Top Speed [km/h] | 61.2 | 65.9 | 63.4 | 61.2 | 60.1 | 59.9 | 60.3 | 58.8 |
| Avg. Dist. to Rail [m] | 3.9 | 0.4 | 0.4 | 0.8 | 0.4 | 0.8 | 2.2 | 5.7 |
| Avg. Stride Freq. [Hz] | 2.1 | 2.2 | 2.1 | 2.1 | 2.1 | 2.1 | 2.2 | 2.1 |
| Avg. Stride Length [m] | 7.0 | 8.0 | 7.7 | 7.7 | 7.7 | 7.6 | 7.6 | 7.4 |



- [] Ranking at each section and finish
- .-.- No data available at this section
- NA No data available



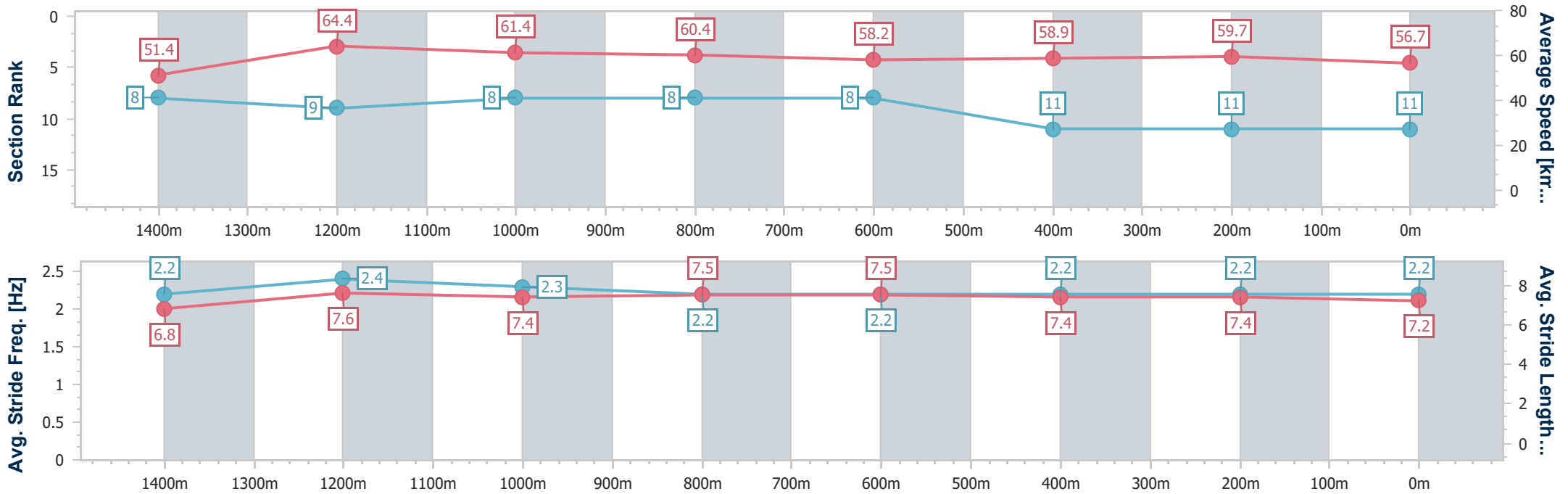
| | |
|--------------------------------|-----------------|
| Horse/Jockey Name | Migratory |
| Final Rank | 11 |
| Fastest Section Time (Section) | 0:11.42 (1400m) |
| Top Speed [km/h] (Section) | 65.5 (1400m) |
| Race State | Finished |



Sunshine Coast Poly Track QLD Professional
 Race 2: TREASURE ELECTRICAL Maiden Handicap - 1600m
 22 November 2024 - 18:30
 Track Rating: Synthetic, Weather: Overcast, Rail Position: True



| Section | Overall | 1400m | 1200m | 1000m | 800m | 600m | 400m | 200m |
|------------------------|---------------------------|--------------------------|--------------------------|--------------------------|--------------------------|--------------------------|---------------------------|---------------------------|
| Section Times | 1:39.59 [11] (0:14.41) | 1:25.18 [8] (0:11.42) | 1:13.76 [9] (0:11.92) | 1:01.84 [8] (0:11.98) | 0:49.86 [8] (0:12.66) | 0:37.20 [8] (0:12.44) | 0:24.76 [11] (0:12.12) | 0:12.64 [11] (0:12.64) |
| Average Speed [km/h] | 51.4 | 64.4 | 61.4 | 60.4 | 58.2 | 58.9 | 59.7 | 56.7 |
| Top Speed [km/h] | 63.1 | 65.5 | 64.5 | 60.8 | 59.9 | 59.9 | 59.9 | 58.9 |
| Avg. Dist. to Rail [m] | 9.5 | 6.8 | 6.9 | 4.9 | 3.6 | 3.1 | 6.2 | 7.9 |
| Avg. Stride Freq. [Hz] | 2.2 | 2.4 | 2.3 | 2.2 | 2.2 | 2.2 | 2.2 | 2.2 |
| Avg. Stride Length [m] | 6.8 | 7.6 | 7.4 | 7.5 | 7.5 | 7.4 | 7.4 | 7.2 |



- [] Ranking at each section and finish
- .-.- No data available at this section
- NA No data available



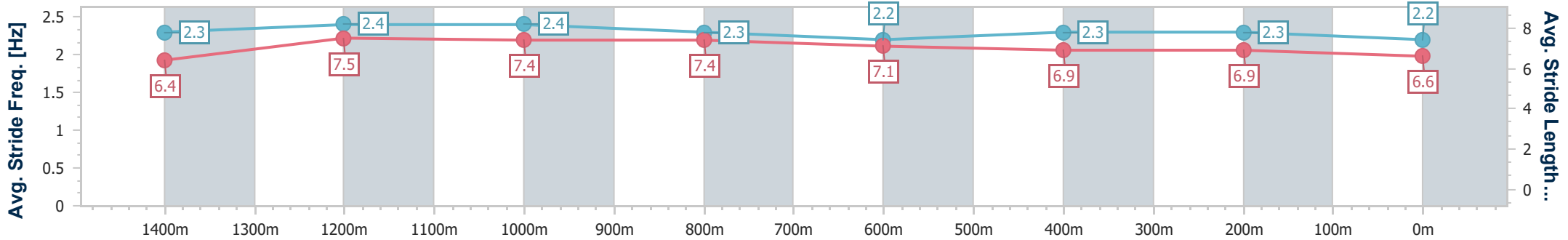
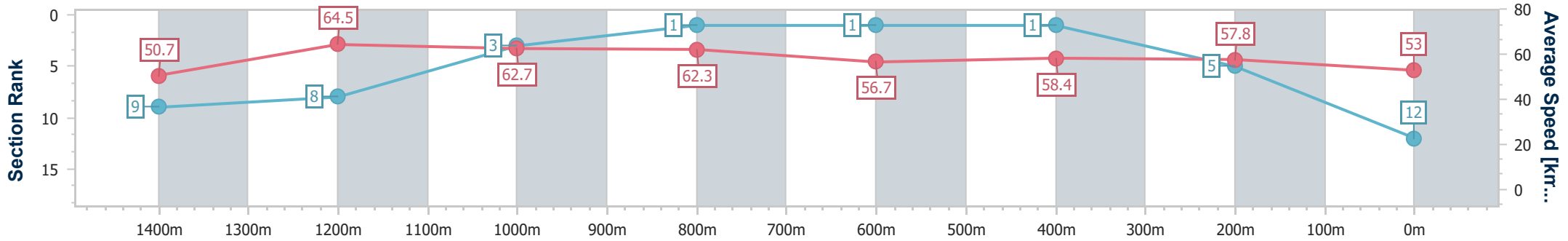
| | |
|--------------------------------|-----------------|
| Horse/Jockey Name | Khant Quit |
| Final Rank | 12 |
| Fastest Section Time (Section) | 0:11.30 (1400m) |
| Top Speed [km/h] (Section) | 65.9 (1000m) |
| Race State | Finished |



Sunshine Coast Poly Track QLD Professional
 Race 2: TREASURE ELECTRICAL Maiden Handicap - 1600m
 22 November 2024 - 18:30
 Track Rating: Synthetic, Weather: Overcast, Rail Position: True



| Section | Overall | 1400m | 1200m | 1000m | 800m | 600m | 400m | 200m |
|------------------------|---------------------------|--------------------------|--------------------------|--------------------------|--------------------------|--------------------------|--------------------------|--------------------------|
| Section Times | 1:39.99 [12] (0:14.51) | 1:25.48 [9] (0:11.30) | 1:14.18 [8] (0:11.63) | 1:02.55 [3] (0:11.56) | 0:50.99 [1] (0:12.72) | 0:38.27 [1] (0:12.24) | 0:26.03 [1] (0:12.48) | 0:13.55 [5] (0:13.55) |
| Average Speed [km/h] | 50.7 | 64.5 | 62.7 | 62.3 | 56.7 | 58.4 | 57.8 | 53.0 |
| Top Speed [km/h] | 63.7 | 65.1 | 65.3 | 65.9 | 58.5 | 59.5 | 59.6 | 55.5 |
| Avg. Dist. to Rail [m] | 7.8 | 4.9 | 5.6 | 3.6 | 0.6 | 1.0 | 0.8 | 2.0 |
| Avg. Stride Freq. [Hz] | 2.3 | 2.4 | 2.4 | 2.3 | 2.2 | 2.3 | 2.3 | 2.2 |
| Avg. Stride Length [m] | 6.4 | 7.5 | 7.4 | 7.4 | 7.1 | 6.9 | 6.9 | 6.6 |



- [] Ranking at each section and finish
- .-.- No data available at this section
- NA No data available



Sunshine Coast Poly Track QLD Professional
Race 3: EXCALIBUR ROOFING QTIS Three-Year-Old BENCHMARK 62
Handicap - 1000m
22 November 2024 - 19:00



Track Rating: Synthetic, Weather: Overcast, Rail Position: True

| Section | | Overall | 800m | 600m | 400m | 200m | Last 600m | | | | | |
|-------------|-------------------------------|----------------------|----------------------|----------------------|--------------------------|--------------------------|--------------------------|--------------------------|--------------------------|------------------------|---------|----|
| Field Times | | 0:58.09 (0:13.19) | 0:44.90 (0:10.85) | 0:34.05 (0:11.31) | 0:22.74 (0:11.17) | 0:11.57 (0:11.57) | 0:34.05 | | | | | |
| Rank | TAB Horse/Jockey | Barrier | Top Speed [km/h] | Fastest Section | Margin | | | | | Distance Travelled [m] | | |
| 1 | 9 I'M ZAC Samantha Collett | 8 | 69.1 | 0:10.92 | 0:58.09 [1] (0:13.38) | 0:44.71 [4] (0:11.03) | 0:33.68 [4] (0:11.28) | 0:22.40 [4] (0:10.92) | 0:11.48 [2] (0:11.48) | 0:58.09 | 0:33.68 | |
| 2 | 7 ZATANNA Ryan Maloney | 10 | 68.7 | 0:10.85 | 0:58.20 [2] (0:13.19) | 0:45.01 [1] (0:10.85) | 0:34.16 [1] (0:11.31) | 0:22.85 [1] (0:11.17) | 0:11.68 [1] (0:11.68) | 0.5L | 0:34.16 | -3 |
| 3 | 5 ACCELAR Brandon Lerena | 5 | 68.7 | 0:10.96 | 0:58.52 [3] (0:13.31) | 0:45.21 [2] (0:10.96) | 0:34.25 [3] (0:11.35) | 0:22.90 [3] (0:11.14) | 0:11.76 [3] (0:11.76) | 2.3L | 0:34.25 | -5 |
| 4 | 6 LI'L REX James Orman | 11 | 69.5 | 0:10.92 | 0:59.78 [4] (0:13.32) | 0:46.46 [3] (0:10.92) | 0:35.54 [2] (0:11.34) | 0:24.20 [2] (0:11.55) | 0:12.65 [4] (0:12.65) | 9.6L | 0:35.54 | -1 |

Scratched: Miss Moneypenny (#11), Aquatier (#12), Dismantle (#8), River Rogue (#10), Inazuma Boy (#1), The Hamo (#2), Bold Artic (#3), Deputize (#4)

[] Ranking at each section and finish
 -:-:-:- No data available at this section
 NA No data available

SCN Saddle cloth number
 DNF Did not finish
 DNT Did not track



| | |
|--------------------------------|----------------|
| Horse/Jockey Name | I'm Zac |
| Final Rank | 1 |
| Fastest Section Time (Section) | 0:10.92 (400m) |
| Top Speed [km/h] (Section) | 69.1 (Overall) |
| Race State | Finished |



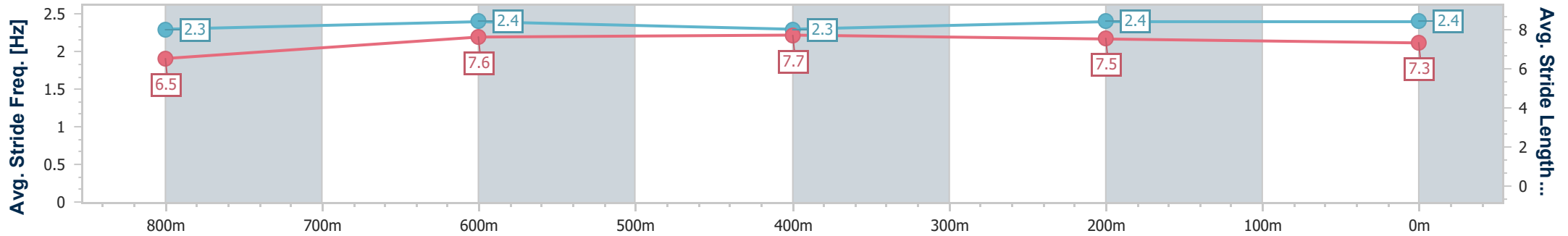
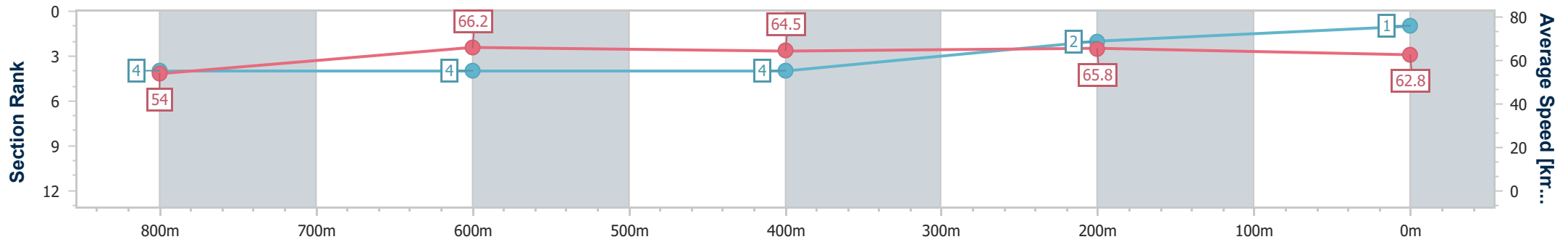
Sunshine Coast Poly Track QLD Professional
 Race 3: EXCALIBUR ROOFING QTIS Three-Year-Old
 BENCHMARK 62 Handicap - 1000m



22 November 2024 - 19:00

Track Rating: Synthetic, Weather: Overcast, Rail Position: True

| Section | Overall | 800m | 600m | 400m | 200m |
|------------------------|--------------------------|--------------------------|--------------------------|--------------------------|--------------------------|
| Section Times | 0:58.09 [1] (0:13.38) | 0:44.71 [4] (0:11.03) | 0:33.68 [4] (0:11.28) | 0:22.40 [4] (0:10.92) | 0:11.48 [2] (0:11.48) |
| Average Speed [km/h] | 54.0 | 66.2 | 64.5 | 65.8 | 62.8 |
| Top Speed [km/h] | 69.1 | 67.6 | 65.8 | 67.1 | 65.4 |
| Avg. Dist. to Rail [m] | 2.7 | 2.6 | 1.2 | 2.0 | 2.4 |
| Avg. Stride Freq. [Hz] | 2.3 | 2.4 | 2.3 | 2.4 | 2.4 |
| Avg. Stride Length [m] | 6.5 | 7.6 | 7.7 | 7.5 | 7.3 |



- [] Ranking at each section and finish
- .-.- No data available at this section
- NA No data available



| | |
|--------------------------------|----------------|
| Horse/Jockey Name | Zatanna |
| Final Rank | 2 |
| Fastest Section Time (Section) | 0:10.85 (800m) |
| Top Speed [km/h] (Section) | 68.7 (Overall) |
| Race State | Finished |



Sunshine Coast Poly Track QLD Professional

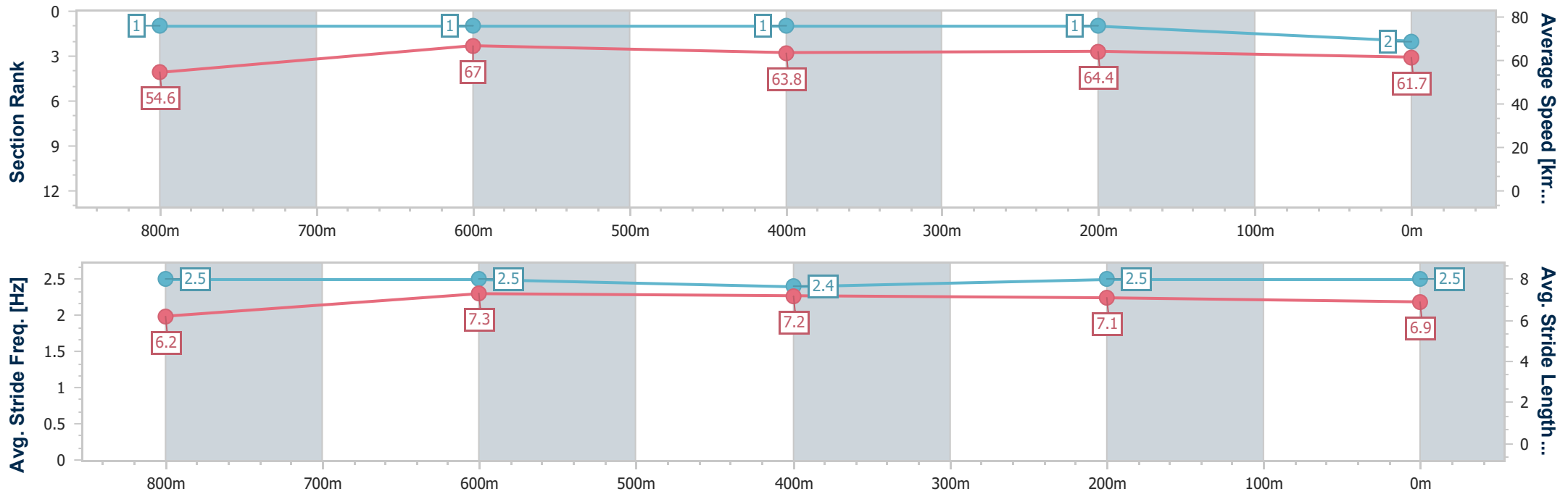
Race 3: EXCALIBUR ROOFING QTIS Three-Year-Old BENCHMARK 62 Handicap - 1000m

22 November 2024 - 19:00



Track Rating: Synthetic, Weather: Overcast, Rail Position: True

| Section | Overall | 800m | 600m | 400m | 200m |
|------------------------|--------------------------|--------------------------|--------------------------|--------------------------|--------------------------|
| Section Times | 0:58.20 [2] (0:13.19) | 0:45.01 [1] (0:10.85) | 0:34.16 [1] (0:11.31) | 0:22.85 [1] (0:11.17) | 0:11.68 [1] (0:11.68) |
| Average Speed [km/h] | 54.6 | 67.0 | 63.8 | 64.4 | 61.7 |
| Top Speed [km/h] | 68.7 | 68.4 | 65.3 | 65.3 | 64.3 |
| Avg. Dist. to Rail [m] | 3.3 | 1.3 | 0.5 | 0.6 | 1.6 |
| Avg. Stride Freq. [Hz] | 2.5 | 2.5 | 2.4 | 2.5 | 2.5 |
| Avg. Stride Length [m] | 6.2 | 7.3 | 7.2 | 7.1 | 6.9 |



- [] Ranking at each section and finish
- .-.- No data available at this section
- NA No data available



| | |
|--------------------------------|----------------|
| Horse/Jockey Name | Accelar |
| Final Rank | 3 |
| Fastest Section Time (Section) | 0:10.96 (800m) |
| Top Speed [km/h] (Section) | 68.7 (Overall) |
| Race State | Finished |



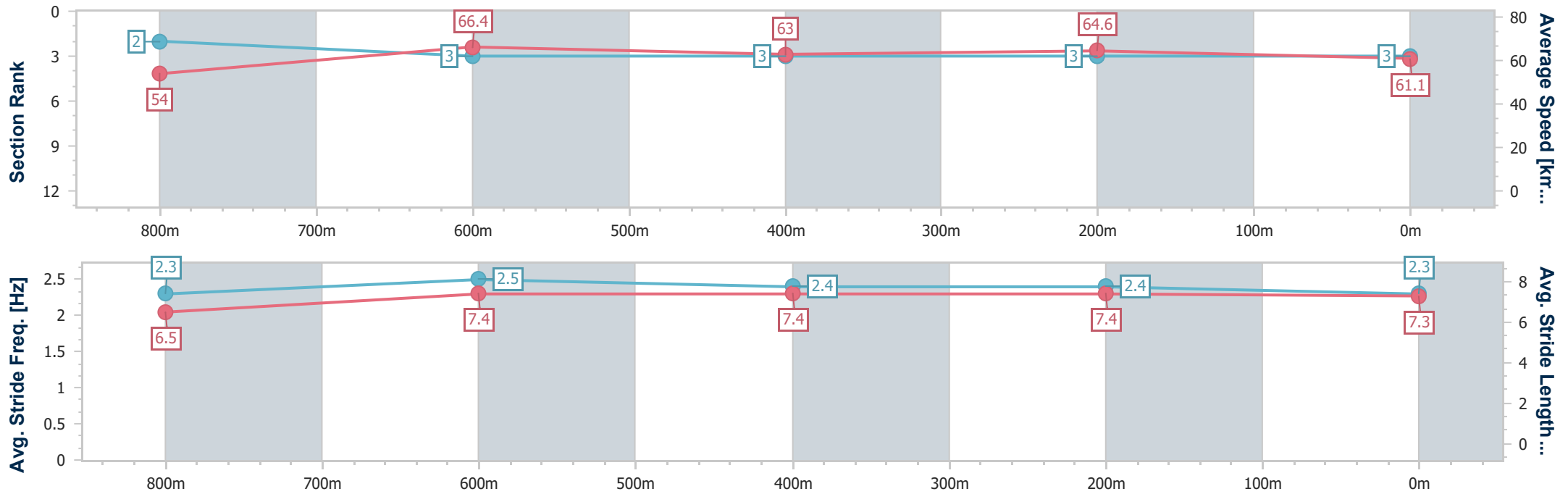
Sunshine Coast Poly Track QLD Professional
 Race 3: EXCALIBUR ROOFING QTIS Three-Year-Old
 BENCHMARK 62 Handicap - 1000m



22 November 2024 - 19:00

Track Rating: Synthetic, Weather: Overcast, Rail Position: True

| Section | Overall | 800m | 600m | 400m | 200m |
|------------------------|--------------------------|--------------------------|--------------------------|--------------------------|--------------------------|
| Section Times | 0:58.52 [3] (0:13.31) | 0:45.21 [2] (0:10.96) | 0:34.25 [3] (0:11.35) | 0:22.90 [3] (0:11.14) | 0:11.76 [3] (0:11.76) |
| Average Speed [km/h] | 54.0 | 66.4 | 63.0 | 64.6 | 61.1 |
| Top Speed [km/h] | 68.7 | 68.0 | 64.1 | 65.8 | 63.8 |
| Avg. Dist. to Rail [m] | 2.0 | 1.3 | 1.2 | 0.7 | 2.9 |
| Avg. Stride Freq. [Hz] | 2.3 | 2.5 | 2.4 | 2.4 | 2.3 |
| Avg. Stride Length [m] | 6.5 | 7.4 | 7.4 | 7.4 | 7.3 |



- [] Ranking at each section and finish
- .-.- No data available at this section
- NA No data available



| | |
|--------------------------------|----------------|
| Horse/Jockey Name | Li'l Rex |
| Final Rank | 4 |
| Fastest Section Time (Section) | 0:10.92 (800m) |
| Top Speed [km/h] (Section) | 69.5 (Overall) |
| Race State | Finished |



Sunshine Coast Poly Track QLD Professional

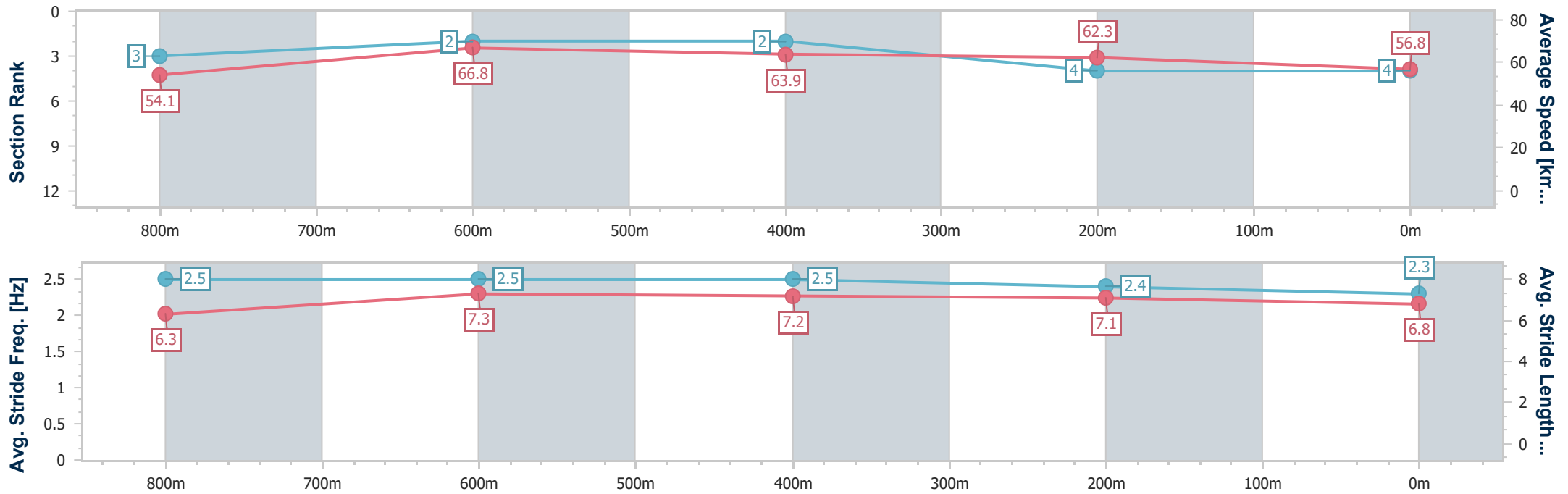
Race 3: EXCALIBUR ROOFING QTIS Three-Year-Old BENCHMARK 62 Handicap - 1000m

22 November 2024 - 19:00



Track Rating: Synthetic, Weather: Overcast, Rail Position: True

| Section | Overall | 800m | 600m | 400m | 200m |
|------------------------|--------------------------|--------------------------|--------------------------|--------------------------|--------------------------|
| Section Times | 0:59.78 [4] (0:13.32) | 0:46.46 [3] (0:10.92) | 0:35.54 [2] (0:11.34) | 0:24.20 [2] (0:11.55) | 0:12.65 [4] (0:12.65) |
| Average Speed [km/h] | 54.1 | 66.8 | 63.9 | 62.3 | 56.8 |
| Top Speed [km/h] | 69.5 | 69.5 | 65.7 | 64.0 | 60.4 |
| Avg. Dist. to Rail [m] | 5.2 | 2.2 | 0.6 | 2.3 | 4.0 |
| Avg. Stride Freq. [Hz] | 2.5 | 2.5 | 2.5 | 2.4 | 2.3 |
| Avg. Stride Length [m] | 6.3 | 7.3 | 7.2 | 7.1 | 6.8 |



- [] Ranking at each section and finish
- .-.- No data available at this section
- NA No data available



Sunshine Coast Poly Track QLD Professional
Race 4: BUSHRANGER POWER EQUIPMENT RATINGS BAND 0 - 58
Handicap - 1000m
22 November 2024 - 19:30



Track Rating: Synthetic, Weather: Overcast, Rail Position: True

| Section | | Overall | 800m | 600m | 400m | 200m | Last 600m | | | | | |
|-------------|--|----------------------|----------------------|----------------------|--------------------------|--------------------------|--------------------------|--------------------------|--------------------------|------------------------|---------|----|
| Field Times | | 0:58.86 (0:13.29) | 0:45.57 (0:11.08) | 0:34.49 (0:11.33) | 0:23.16 (0:11.36) | 0:11.80 (0:11.80) | 0:34.49 | | | | | |
| Rank | TAB Horse/Jockey | Barrier | Top Speed [km/h] | Fastest Section | Margin | | | | | Distance Travelled [m] | | |
| 1 | 1 INTEGRITY LANE Damien Thornton | 8 | 67.8 800m | 0:11.09 400m | 0:58.86 [1] (0:13.49) | 0:45.37 [6] (0:11.19) | 0:34.18 [6] (0:11.37) | 0:22.81 [5] (0:11.09) | 0:11.72 [3] (0:11.72) | 0:58.86 | 0:34.18 | |
| 2 | 11 TORQUE ABOUT MAGIC Cody Collis | 3 | 68.3 Overall | 0:11.15 800m | 0:58.92 [2] (0:13.43) | 0:45.49 [2] (0:11.15) | 0:34.34 [3] (0:11.28) | 0:23.06 [2] (0:11.20) | 0:11.86 [1] (0:11.86) | 0.2L | 0:34.34 | -5 |
| 3 | 2 IRON POWER Paul Hamblin | 12 | 68.3 Overall | 0:11.03 800m | 0:59.09 [3] (0:13.77) | 0:45.32 [8] (0:11.03) | 0:34.29 [7] (0:11.33) | 0:22.96 [7] (0:11.16) | 0:11.80 [4] (0:11.80) | 1.2L | 0:34.29 | -8 |
| 4 | 14 SISTER GEORGIA Georgina Cartwright | 1 | 67.3 800m | 0:11.12 800m | 0:59.11 [4] (0:13.46) | 0:45.65 [4] (0:11.12) | 0:34.53 [4] (0:11.35) | 0:23.18 [3] (0:11.37) | 0:11.81 [6] (0:11.81) | 1.3L | 0:34.53 | -7 |
| 5 | 5 SUPER FREEZE Justin Stanley | 2 | 68.6 Overall | 0:11.08 800m | 0:59.11 [5] (0:13.29) | 0:45.82 [1] (0:11.08) | 0:34.74 [1] (0:11.33) | 0:23.41 [1] (0:11.38) | 0:12.03 [2] (0:12.03) | 1.4L | 0:34.74 | -8 |
| 6 | 9 STEP ALONG Dan McGillivray | 15 | 69.0 Overall | 0:11.18 800m | 0:59.16 [6] (0:13.47) | 0:45.69 [5] (0:11.18) | 0:34.51 [5] (0:11.46) | 0:23.05 [6] (0:11.19) | 0:11.86 [5] (0:11.86) | 1.6L | 0:34.51 | +2 |
| 7 | 15 GRANDEUR ROSE Minonette Kennedy | 4 | 68.5 Overall | 0:11.12 800m | 0:59.48 [7] (0:13.45) | 0:46.03 [3] (0:11.12) | 0:34.91 [2] (0:11.41) | 0:23.50 [4] (0:11.38) | 0:12.12 [7] (0:12.12) | 3.4L | 0:34.91 | +0 |
| 8 | 6 THE POWER OF ONE James Orman | 10 | 67.0 800m | 0:11.11 400m | 0:59.55 [8] (0:13.64) | 0:45.91 [7] (0:11.52) | 0:34.39 [8] (0:11.37) | 0:23.02 [8] (0:11.11) | 0:11.91 [8] (0:11.91) | 3.7L | 0:34.39 | -3 |

Scratched: Yemean (#10), Maltali (#3), I'm Zac (#8), Hit (#13), Noble Intent (#4), Viking Valour (#7), Superargo (#12)

[] Ranking at each section and finish
 -:-:- No data available at this section
 NA No data available

SCN Saddle cloth number
 DNF Did not finish
 DNT Did not track



| | |
|--------------------------------|----------------|
| Horse/Jockey Name | Integrity Lane |
| Final Rank | 1 |
| Fastest Section Time (Section) | 0:11.09 (400m) |
| Top Speed [km/h] (Section) | 67.8 (800m) |
| Race State | Finished |



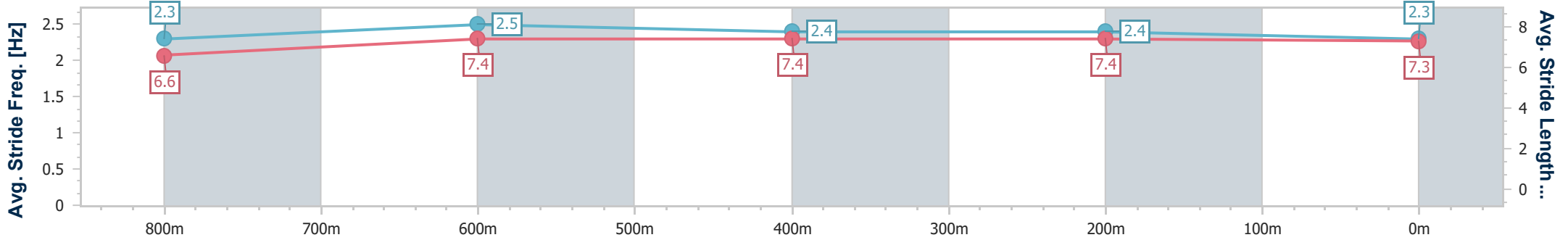
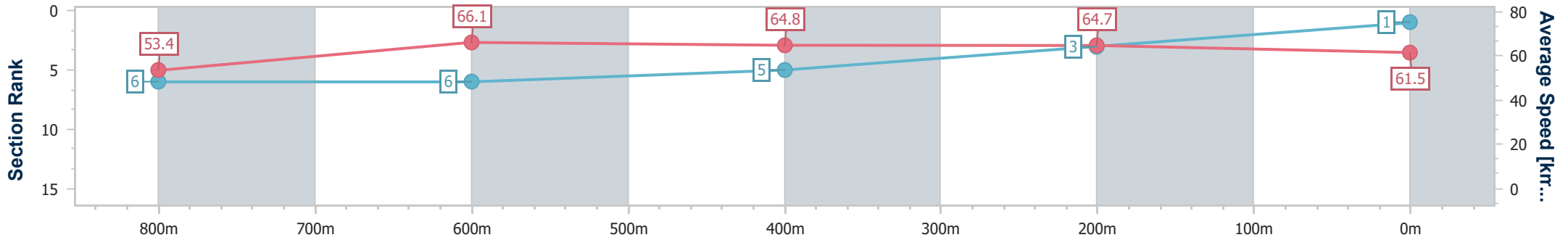
Sunshine Coast Poly Track QLD Professional
 Race 4: BUSHRANGER POWER EQUIPMENT RATINGS BAND 0
 - 58 Handicap - 1000m



22 November 2024 - 19:30

Track Rating: Synthetic, Weather: Overcast, Rail Position: True

| Section | Overall | 800m | 600m | 400m | 200m |
|------------------------|--------------------------|--------------------------|--------------------------|--------------------------|--------------------------|
| Section Times | 0:58.86 [1] (0:13.49) | 0:45.37 [6] (0:11.19) | 0:34.18 [6] (0:11.37) | 0:22.81 [5] (0:11.09) | 0:11.72 [3] (0:11.72) |
| Average Speed [km/h] | 53.4 | 66.1 | 64.8 | 64.7 | 61.5 |
| Top Speed [km/h] | 67.8 | 67.8 | 65.5 | 65.6 | 63.6 |
| Avg. Dist. to Rail [m] | 6.0 | 3.9 | 3.0 | 3.8 | 4.8 |
| Avg. Stride Freq. [Hz] | 2.3 | 2.5 | 2.4 | 2.4 | 2.3 |
| Avg. Stride Length [m] | 6.6 | 7.4 | 7.4 | 7.4 | 7.3 |



- [] Ranking at each section and finish
- .-.- No data available at this section
- NA No data available



| | |
|--------------------------------|--------------------|
| Horse/Jockey Name | Torque About Magic |
| Final Rank | 2 |
| Fastest Section Time (Section) | 0:11.15 (800m) |
| Top Speed [km/h] (Section) | 68.3 (Overall) |
| Race State | Finished |



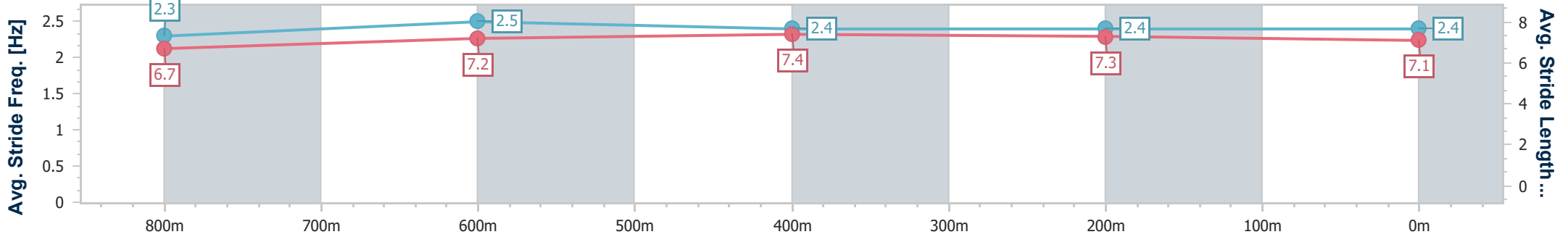
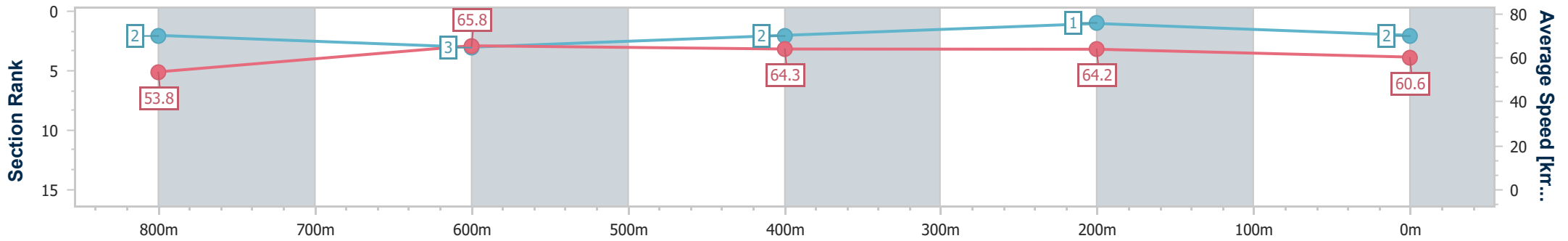
Sunshine Coast Poly Track QLD Professional
 Race 4: BUSHRANGER POWER EQUIPMENT RATINGS BAND 0
 - 58 Handicap - 1000m



22 November 2024 - 19:30

Track Rating: Synthetic, Weather: Overcast, Rail Position: True

| Section | Overall | 800m | 600m | 400m | 200m |
|------------------------|--------------------------|--------------------------|--------------------------|--------------------------|--------------------------|
| Section Times | 0:58.92 [2] (0:13.43) | 0:45.49 [2] (0:11.15) | 0:34.34 [3] (0:11.28) | 0:23.06 [2] (0:11.20) | 0:11.86 [1] (0:11.86) |
| Average Speed [km/h] | 53.8 | 65.8 | 64.3 | 64.2 | 60.6 |
| Top Speed [km/h] | 68.3 | 68.0 | 65.4 | 64.9 | 63.3 |
| Avg. Dist. to Rail [m] | 3.7 | 2.6 | 0.8 | 0.2 | 2.0 |
| Avg. Stride Freq. [Hz] | 2.3 | 2.5 | 2.4 | 2.4 | 2.4 |
| Avg. Stride Length [m] | 6.7 | 7.2 | 7.4 | 7.3 | 7.1 |



- [] Ranking at each section and finish
- .-.- No data available at this section
- NA No data available



| | |
|--------------------------------|----------------|
| Horse/Jockey Name | Iron Power |
| Final Rank | 3 |
| Fastest Section Time (Section) | 0:11.03 (800m) |
| Top Speed [km/h] (Section) | 68.3 (Overall) |
| Race State | Finished |



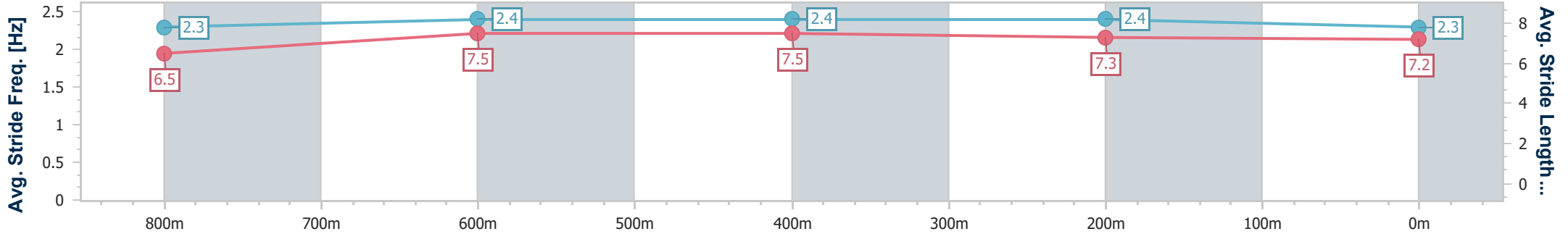
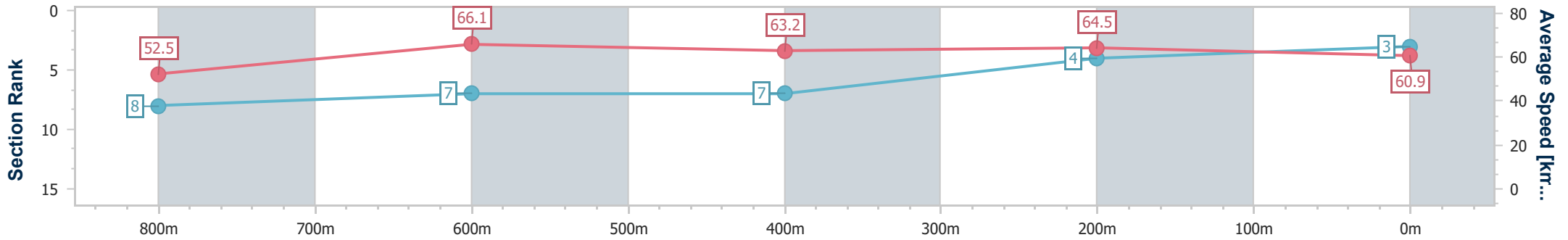
Sunshine Coast Poly Track QLD Professional
 Race 4: BUSHRANGER POWER EQUIPMENT RATINGS BAND 0
 - 58 Handicap - 1000m



22 November 2024 - 19:30

Track Rating: Synthetic, Weather: Overcast, Rail Position: True

| Section | Overall | 800m | 600m | 400m | 200m |
|------------------------|--------------------------|--------------------------|--------------------------|--------------------------|--------------------------|
| Section Times | 0:59.09 [3] (0:13.77) | 0:45.32 [8] (0:11.03) | 0:34.29 [7] (0:11.33) | 0:22.96 [7] (0:11.16) | 0:11.80 [4] (0:11.80) |
| Average Speed [km/h] | 52.5 | 66.1 | 63.2 | 64.5 | 60.9 |
| Top Speed [km/h] | 68.3 | 68.2 | 64.6 | 65.4 | 63.7 |
| Avg. Dist. to Rail [m] | 7.7 | 1.6 | 0.4 | 0.8 | 2.8 |
| Avg. Stride Freq. [Hz] | 2.3 | 2.4 | 2.4 | 2.4 | 2.3 |
| Avg. Stride Length [m] | 6.5 | 7.5 | 7.5 | 7.3 | 7.2 |



- [] Ranking at each section and finish
- .-.- No data available at this section
- NA No data available



| | |
|--------------------------------|----------------|
| Horse/Jockey Name | Sister Georgia |
| Final Rank | 4 |
| Fastest Section Time (Section) | 0:11.12 (800m) |
| Top Speed [km/h] (Section) | 67.3 (800m) |
| Race State | Finished |



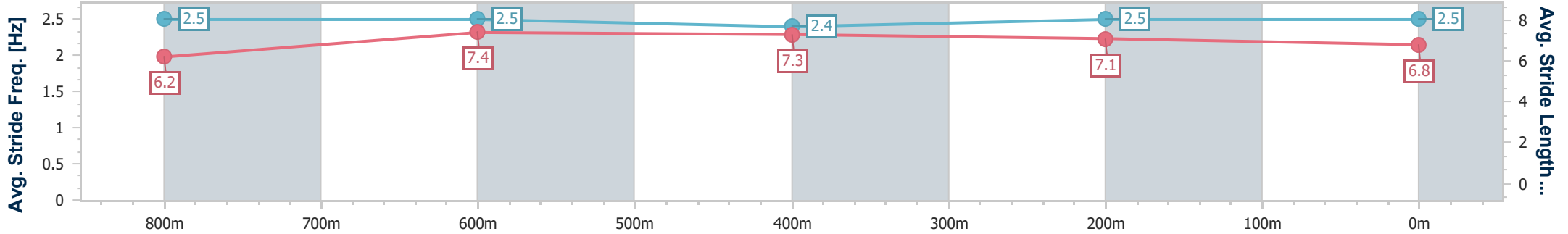
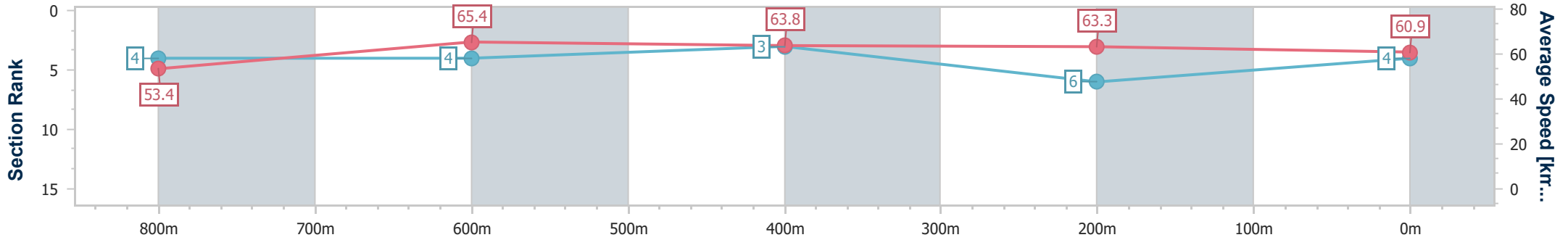
Sunshine Coast Poly Track QLD Professional
 Race 4: BUSHRANGER POWER EQUIPMENT RATINGS BAND 0
 - 58 Handicap - 1000m



22 November 2024 - 19:30

Track Rating: Synthetic, Weather: Overcast, Rail Position: True

| Section | Overall | 800m | 600m | 400m | 200m |
|------------------------|--------------------------|--------------------------|--------------------------|--------------------------|--------------------------|
| Section Times | 0:59.11 [4] (0:13.46) | 0:45.65 [4] (0:11.12) | 0:34.53 [4] (0:11.35) | 0:23.18 [3] (0:11.37) | 0:11.81 [6] (0:11.81) |
| Average Speed [km/h] | 53.4 | 65.4 | 63.8 | 63.3 | 60.9 |
| Top Speed [km/h] | 67.1 | 67.3 | 64.9 | 64.1 | 63.0 |
| Avg. Dist. to Rail [m] | 2.4 | 1.8 | 0.9 | 0.9 | 2.0 |
| Avg. Stride Freq. [Hz] | 2.5 | 2.5 | 2.4 | 2.5 | 2.5 |
| Avg. Stride Length [m] | 6.2 | 7.4 | 7.3 | 7.1 | 6.8 |



- [] Ranking at each section and finish
- .-.- No data available at this section
- NA No data available



| | |
|--------------------------------|----------------|
| Horse/Jockey Name | Super Freeze |
| Final Rank | 5 |
| Fastest Section Time (Section) | 0:11.08 (800m) |
| Top Speed [km/h] (Section) | 68.6 (Overall) |
| Race State | Finished |



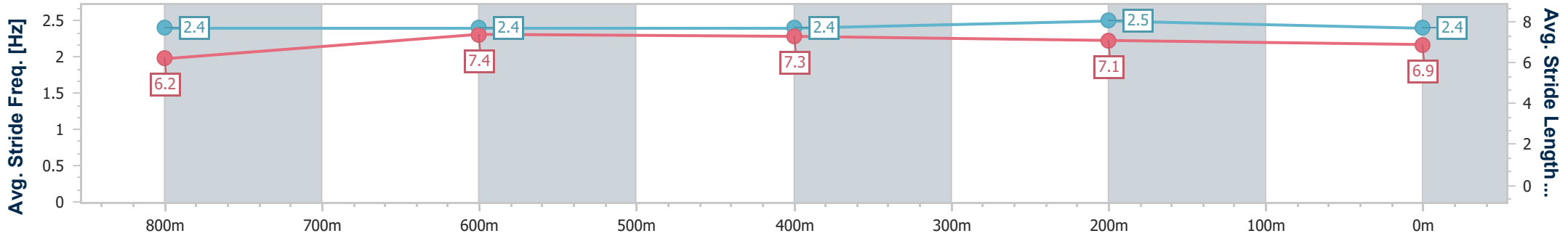
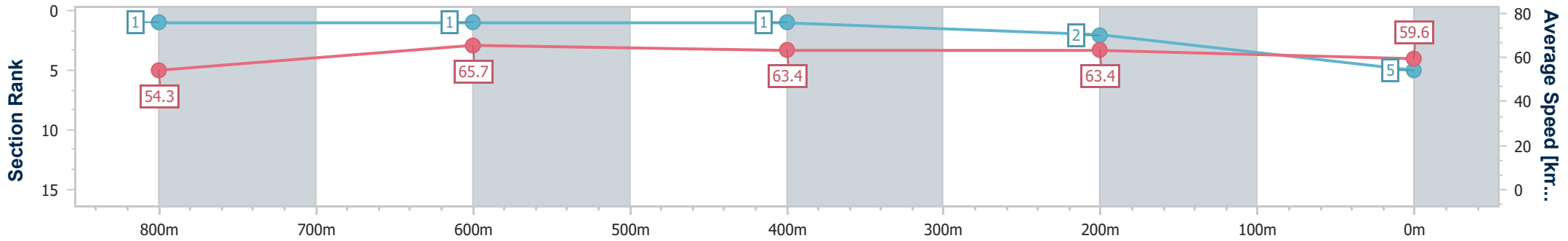
Sunshine Coast Poly Track QLD Professional
 Race 4: BUSHRANGER POWER EQUIPMENT RATINGS BAND 0
 - 58 Handicap - 1000m



22 November 2024 - 19:30

Track Rating: Synthetic, Weather: Overcast, Rail Position: True

| Section | Overall | 800m | 600m | 400m | 200m |
|------------------------|--------------------------|--------------------------|--------------------------|--------------------------|--------------------------|
| Section Times | 0:59.11 [5] (0:13.29) | 0:45.82 [1] (0:11.08) | 0:34.74 [1] (0:11.33) | 0:23.41 [1] (0:11.38) | 0:12.03 [2] (0:12.03) |
| Average Speed [km/h] | 54.3 | 65.7 | 63.4 | 63.4 | 59.6 |
| Top Speed [km/h] | 68.6 | 67.8 | 64.7 | 64.4 | 62.7 |
| Avg. Dist. to Rail [m] | 2.7 | 1.2 | 0.2 | 0.3 | 0.6 |
| Avg. Stride Freq. [Hz] | 2.4 | 2.4 | 2.4 | 2.5 | 2.4 |
| Avg. Stride Length [m] | 6.2 | 7.4 | 7.3 | 7.1 | 6.9 |



- [] Ranking at each section and finish
- .-.- No data available at this section
- NA No data available



| | |
|--------------------------------|----------------|
| Horse/Jockey Name | Step Along |
| Final Rank | 6 |
| Fastest Section Time (Section) | 0:11.18 (800m) |
| Top Speed [km/h] (Section) | 69.0 (Overall) |
| Race State | Finished |



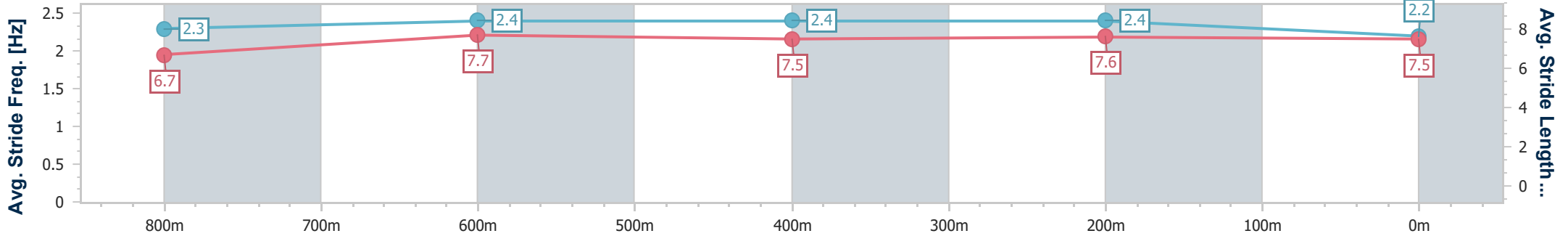
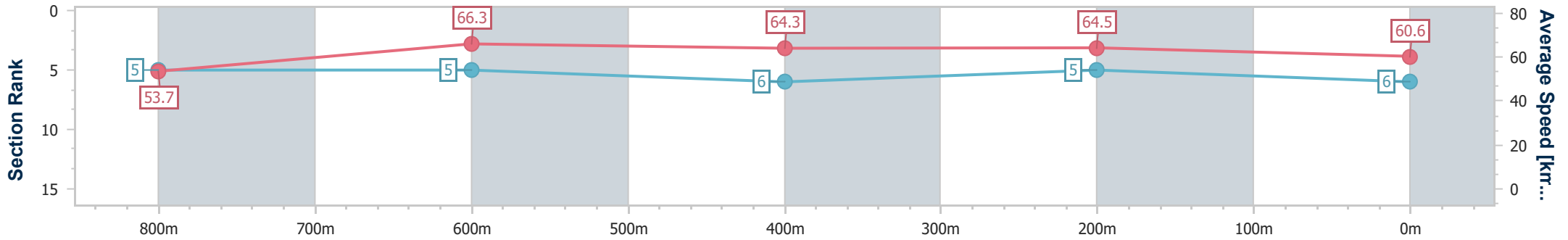
Sunshine Coast Poly Track QLD Professional
 Race 4: BUSHRANGER POWER EQUIPMENT RATINGS BAND 0
 - 58 Handicap - 1000m



22 November 2024 - 19:30

Track Rating: Synthetic, Weather: Overcast, Rail Position: True

| Section | Overall | 800m | 600m | 400m | 200m |
|------------------------|--------------------------|--------------------------|--------------------------|--------------------------|--------------------------|
| Section Times | 0:59.16 [6] (0:13.47) | 0:45.69 [5] (0:11.18) | 0:34.51 [5] (0:11.46) | 0:23.05 [6] (0:11.19) | 0:11.86 [5] (0:11.86) |
| Average Speed [km/h] | 53.7 | 66.3 | 64.3 | 64.5 | 60.6 |
| Top Speed [km/h] | 69.0 | 69.0 | 66.3 | 65.6 | 63.9 |
| Avg. Dist. to Rail [m] | 8.4 | 4.8 | 3.4 | 4.6 | 6.3 |
| Avg. Stride Freq. [Hz] | 2.3 | 2.4 | 2.4 | 2.4 | 2.2 |
| Avg. Stride Length [m] | 6.7 | 7.7 | 7.5 | 7.6 | 7.5 |



- [] Ranking at each section and finish
- .-.- No data available at this section
- NA No data available



| | |
|--------------------------------|----------------|
| Horse/Jockey Name | Grandeur Rose |
| Final Rank | 7 |
| Fastest Section Time (Section) | 0:11.12 (800m) |
| Top Speed [km/h] (Section) | 68.5 (Overall) |
| Race State | Finished |



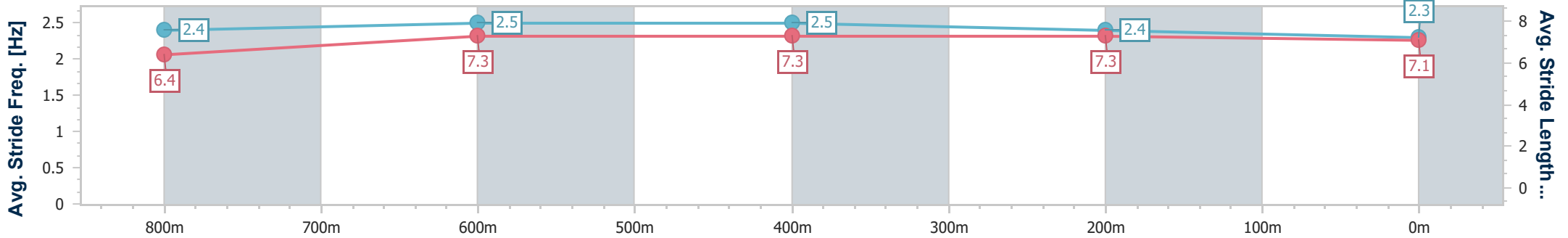
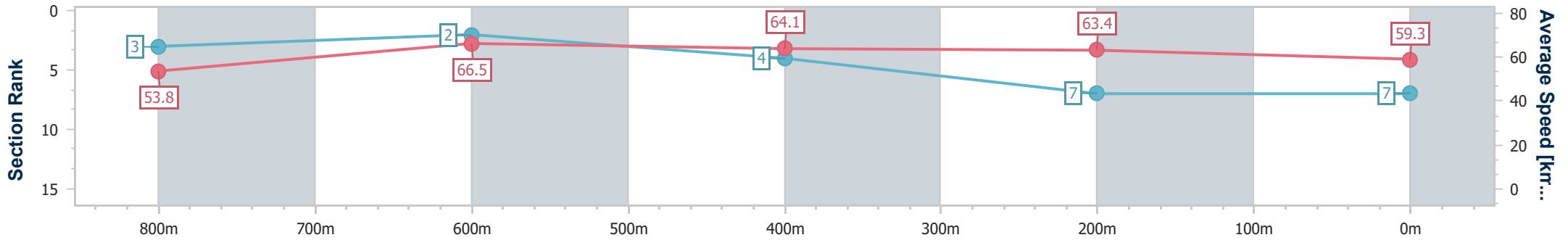
Sunshine Coast Poly Track QLD Professional
 Race 4: BUSHRANGER POWER EQUIPMENT RATINGS BAND 0
 - 58 Handicap - 1000m



22 November 2024 - 19:30

Track Rating: Synthetic, Weather: Overcast, Rail Position: True

| Section | Overall | 800m | 600m | 400m | 200m |
|------------------------|--------------------------|--------------------------|--------------------------|--------------------------|--------------------------|
| Section Times | 0:59.48 [7] (0:13.45) | 0:46.03 [3] (0:11.12) | 0:34.91 [2] (0:11.41) | 0:23.50 [4] (0:11.38) | 0:12.12 [7] (0:12.12) |
| Average Speed [km/h] | 53.8 | 66.5 | 64.1 | 63.4 | 59.3 |
| Top Speed [km/h] | 68.5 | 68.3 | 65.2 | 64.4 | 61.2 |
| Avg. Dist. to Rail [m] | 4.9 | 4.2 | 2.3 | 2.9 | 4.9 |
| Avg. Stride Freq. [Hz] | 2.4 | 2.5 | 2.5 | 2.4 | 2.3 |
| Avg. Stride Length [m] | 6.4 | 7.3 | 7.3 | 7.3 | 7.1 |



- [] Ranking at each section and finish
- .-.- No data available at this section
- NA No data available



| | |
|--------------------------------|------------------|
| Horse/Jockey Name | The Power Of One |
| Final Rank | 8 |
| Fastest Section Time (Section) | 0:11.11 (400m) |
| Top Speed [km/h] (Section) | 67.0 (800m) |
| Race State | Finished |



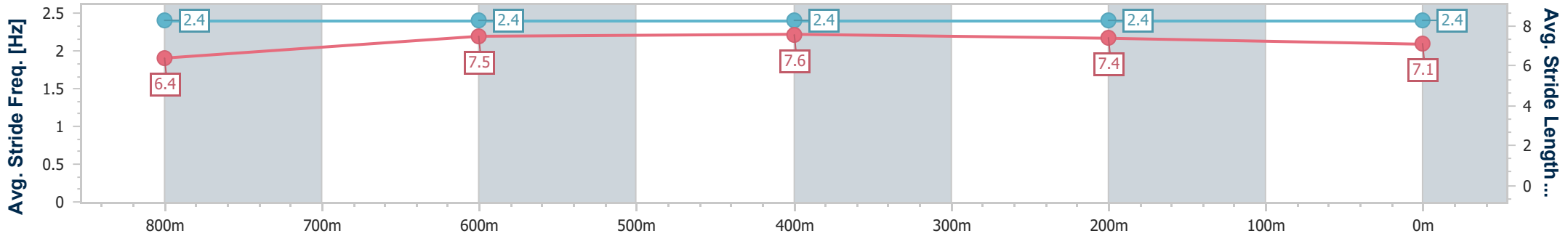
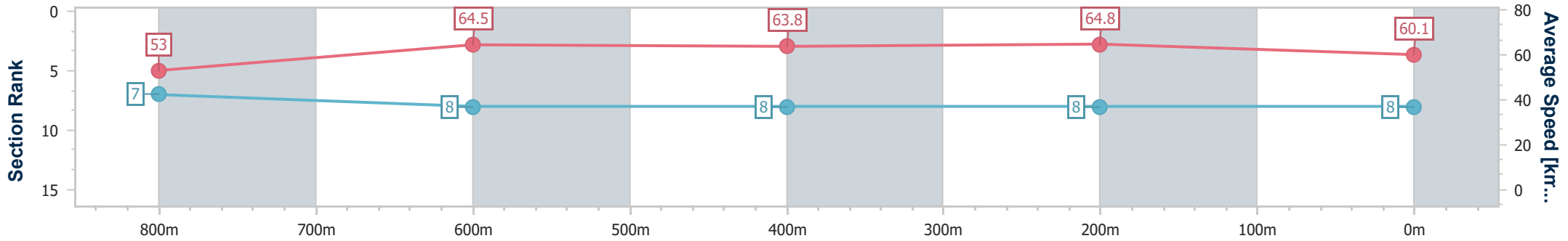
Sunshine Coast Poly Track QLD Professional
 Race 4: BUSHRANGER POWER EQUIPMENT RATINGS BAND 0
 - 58 Handicap - 1000m



22 November 2024 - 19:30

Track Rating: Synthetic, Weather: Overcast, Rail Position: True

| Section | Overall | 800m | 600m | 400m | 200m |
|------------------------|--------------------------|--------------------------|--------------------------|--------------------------|--------------------------|
| Section Times | 0:59.55 [8] (0:13.64) | 0:45.91 [7] (0:11.52) | 0:34.39 [8] (0:11.37) | 0:23.02 [8] (0:11.11) | 0:11.91 [8] (0:11.91) |
| Average Speed [km/h] | 53.0 | 64.5 | 63.8 | 64.8 | 60.1 |
| Top Speed [km/h] | 66.8 | 67.0 | 65.7 | 66.1 | 62.4 |
| Avg. Dist. to Rail [m] | 6.8 | 4.4 | 1.0 | 5.5 | 6.4 |
| Avg. Stride Freq. [Hz] | 2.4 | 2.4 | 2.4 | 2.4 | 2.4 |
| Avg. Stride Length [m] | 6.4 | 7.5 | 7.6 | 7.4 | 7.1 |



- [] Ranking at each section and finish
- .-.- No data available at this section
- NA No data available



Sunshine Coast Poly Track QLD Professional
Race 5: BOLD CONSTRUCTION GROUP BENCHMARK 68 Handicap - 1000m
22 November 2024 - 20:00



Track Rating: Synthetic, Weather: Overcast, Rail Position: True

| Section | | Overall | 800m | 600m | 400m | 200m | Last 600m | | | | | |
|-------------|---------------------------------------|----------------------|----------------------|----------------------|--------------------------|--------------------------|--------------------------|--------------------------|--------------------------|------------------------|---------|-----|
| Field Times | | 0:57.90 (0:13.61) | 0:44.29 (0:10.92) | 0:33.37 (0:10.99) | 0:22.38 (0:11.05) | 0:11.33 (0:11.33) | 0:33.37 | | | | | |
| Rank | TAB Horse/Jockey | Barrier | Top Speed [km/h] | Fastest Section | Margin | | | | | Distance Travelled [m] | | |
| 1 | 4 CHAKRA BOY Justin Stanley | 7 | 67.9 800m | 0:10.92 800m | 0:57.90 [1] (0:13.61) | 0:44.29 [1] (0:10.92) | 0:33.37 [1] (0:10.99) | 0:22.38 [1] (0:11.05) | 0:11.33 [1] (0:11.33) | 0:57.90 | 0:33.37 | |
| 2 | 8 THE FIXER Jake Bayliss | 10 | 67.1 400m | 0:10.85 400m | 0:57.91 [2] (0:13.62) | 0:44.29 [2] (0:11.11) | 0:33.18 [3] (0:11.03) | 0:22.15 [2] (0:10.85) | 0:11.30 [2] (0:11.30) | 0.1L | 0:33.18 | +6 |
| 3 | 1 HE'S HEAVEN Paul Hamblin | 1 | 67.3 800m | 0:10.90 800m | 0:58.18 [3] (0:13.81) | 0:44.37 [4] (0:10.90) | 0:33.47 [2] (0:11.08) | 0:22.39 [3] (0:10.98) | 0:11.41 [3] (0:11.41) | 1.6L | 0:33.47 | +4 |
| 4 | 15 ARTIE PANTZ Robbie Dolan | 16 | 67.6 400m | 0:10.78 400m | 0:58.22 [4] (0:14.02) | 0:44.20 [7] (0:11.09) | 0:33.11 [7] (0:11.05) | 0:22.06 [7] (0:10.78) | 0:11.28 [7] (0:11.28) | 1.8L | 0:33.11 | +7 |
| 5 | 9 BONDED AFFAIR Kyle Wilson-Taylor | 13 | 68.7 Overall | 0:10.70 400m | 0:58.25 [5] (0:13.87) | 0:44.38 [6] (0:11.17) | 0:33.21 [6] (0:11.07) | 0:22.14 [6] (0:10.70) | 0:11.44 [4] (0:11.44) | 1.9L | 0:33.21 | +11 |
| 5 | 6 GREAT ASPIRATIONS Ryan Maloney | 18 | 68.1 800m | 0:10.86 400m | 0:58.25 [5] (0:13.83) | 0:44.42 [5] (0:10.99) | 0:33.43 [5] (0:11.20) | 0:22.23 [5] (0:10.86) | 0:11.37 [6] (0:11.37) | 1.9L | 0:33.43 | +12 |
| 7 | 5 INVINOVICH Corey Sutherland | 2 | 67.8 800m | 0:10.99 400m | 0:58.56 [7] (0:13.71) | 0:44.85 [3] (0:11.10) | 0:33.75 [4] (0:11.08) | 0:22.67 [4] (0:10.99) | 0:11.68 [5] (0:11.68) | 3.7L | 0:33.75 | +12 |

Scratched: Instagood (#10), Quade (#11), Never Say Nay (#2), Show Me Mercy (#3), Island Magic (#7), Thankyou Henry (#12), Mr Encore (#13), Selous (#14), Ready To Boom (#16), Flying Shelly (#17), Stellar

[] Ranking at each section and finish
 -:-:- No data available at this section
 NA No data available

SCN Saddle cloth number
 DNF Did not finish
 DNT Did not track



| | |
|--------------------------------|----------------|
| Horse/Jockey Name | Chakra Boy |
| Final Rank | 1 |
| Fastest Section Time (Section) | 0:10.92 (800m) |
| Top Speed [km/h] (Section) | 67.9 (800m) |
| Race State | Finished |



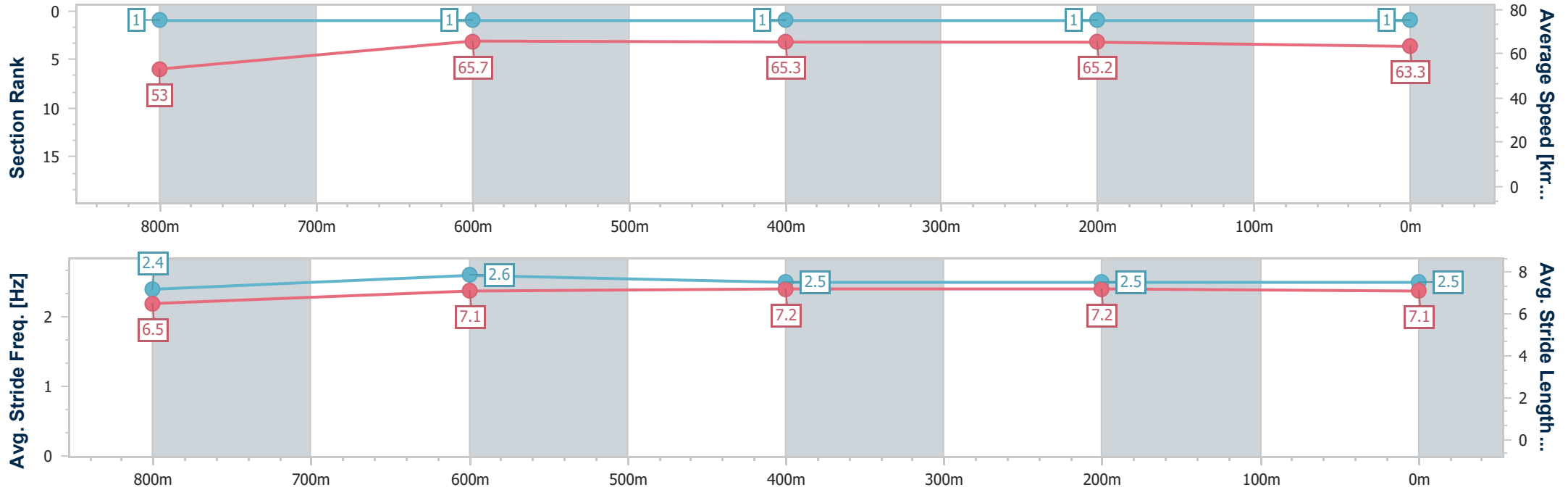
Sunshine Coast Poly Track QLD Professional
 Race 5: BOLD CONSTRUCTION GROUP BENCHMARK 68
 Handicap - 1000m



22 November 2024 - 20:00

Track Rating: Synthetic, Weather: Overcast, Rail Position: True

| Section | Overall | 800m | 600m | 400m | 200m |
|------------------------|--------------------------|--------------------------|--------------------------|--------------------------|--------------------------|
| Section Times | 0:57.90 [1] (0:13.61) | 0:44.29 [1] (0:10.92) | 0:33.37 [1] (0:10.99) | 0:22.38 [1] (0:11.05) | 0:11.33 [1] (0:11.33) |
| Average Speed [km/h] | 53.0 | 65.7 | 65.3 | 65.2 | 63.3 |
| Top Speed [km/h] | 66.7 | 67.9 | 66.0 | 66.0 | 64.2 |
| Avg. Dist. to Rail [m] | 2.5 | 0.7 | 0.6 | 0.8 | 2.9 |
| Avg. Stride Freq. [Hz] | 2.4 | 2.6 | 2.5 | 2.5 | 2.5 |
| Avg. Stride Length [m] | 6.5 | 7.1 | 7.2 | 7.2 | 7.1 |



- [] Ranking at each section and finish
- .-.- No data available at this section
- NA No data available



| | |
|--------------------------------|----------------|
| Horse/Jockey Name | The Fixer |
| Final Rank | 2 |
| Fastest Section Time (Section) | 0:10.85 (400m) |
| Top Speed [km/h] (Section) | 67.1 (400m) |
| Race State | Finished |



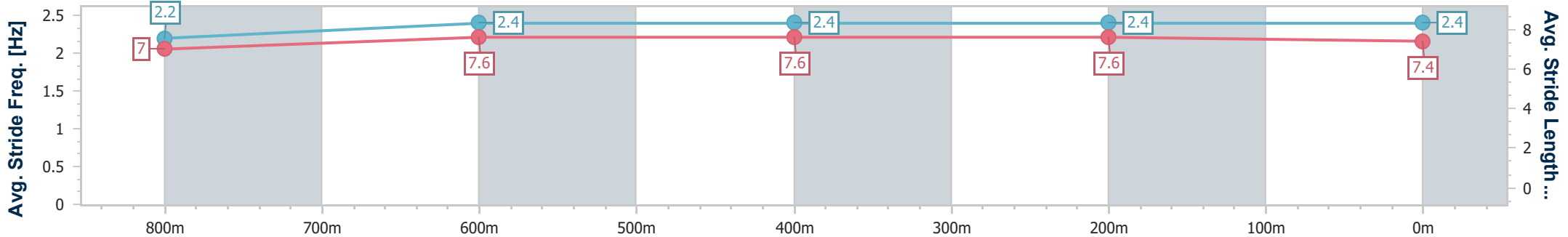
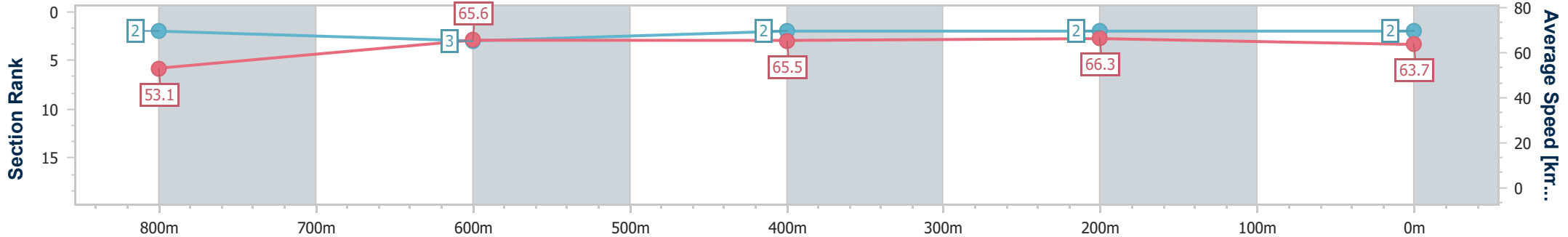
Sunshine Coast Poly Track QLD Professional
Race 5: BOLD CONSTRUCTION GROUP BENCHMARK 68
Handicap - 1000m



22 November 2024 - 20:00

Track Rating: Synthetic, Weather: Overcast, Rail Position: True

| Section | Overall | 800m | 600m | 400m | 200m |
|------------------------|--------------------------|--------------------------|--------------------------|--------------------------|--------------------------|
| Section Times | 0:57.91 [2] (0:13.62) | 0:44.29 [2] (0:11.11) | 0:33.18 [3] (0:11.03) | 0:22.15 [2] (0:10.85) | 0:11.30 [2] (0:11.30) |
| Average Speed [km/h] | 53.1 | 65.6 | 65.5 | 66.3 | 63.7 |
| Top Speed [km/h] | 66.9 | 66.3 | 66.3 | 67.1 | 66.5 |
| Avg. Dist. to Rail [m] | 5.0 | 2.0 | 0.3 | 1.2 | 2.0 |
| Avg. Stride Freq. [Hz] | 2.2 | 2.4 | 2.4 | 2.4 | 2.4 |
| Avg. Stride Length [m] | 7.0 | 7.6 | 7.6 | 7.6 | 7.4 |



- [] Ranking at each section and finish
- .-.- No data available at this section
- NA No data available



| | |
|--------------------------------|----------------|
| Horse/Jockey Name | He's Heaven |
| Final Rank | 3 |
| Fastest Section Time (Section) | 0:10.90 (800m) |
| Top Speed [km/h] (Section) | 67.3 (800m) |
| Race State | Finished |



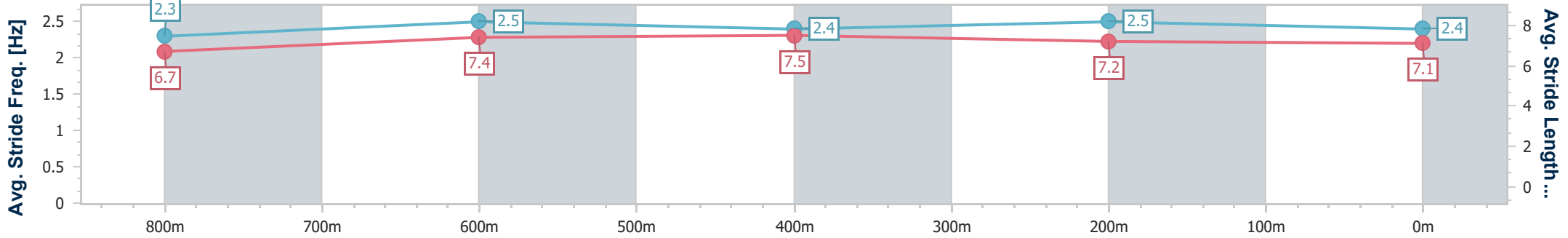
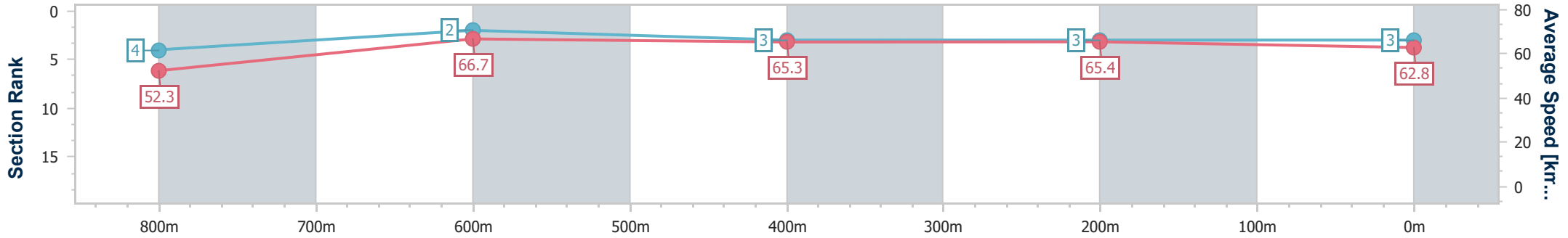
Sunshine Coast Poly Track QLD Professional
 Race 5: BOLD CONSTRUCTION GROUP BENCHMARK 68
 Handicap - 1000m



22 November 2024 - 20:00

Track Rating: Synthetic, Weather: Overcast, Rail Position: True

| Section | Overall | 800m | 600m | 400m | 200m |
|------------------------|--------------------------|--------------------------|--------------------------|--------------------------|--------------------------|
| Section Times | 0:58.18 [3] (0:13.81) | 0:44.37 [4] (0:10.90) | 0:33.47 [2] (0:11.08) | 0:22.39 [3] (0:10.98) | 0:11.41 [3] (0:11.41) |
| Average Speed [km/h] | 52.3 | 66.7 | 65.3 | 65.4 | 62.8 |
| Top Speed [km/h] | 67.3 | 67.3 | 66.4 | 66.2 | 64.2 |
| Avg. Dist. to Rail [m] | 2.3 | 1.6 | 0.6 | 0.5 | 0.6 |
| Avg. Stride Freq. [Hz] | 2.3 | 2.5 | 2.4 | 2.5 | 2.4 |
| Avg. Stride Length [m] | 6.7 | 7.4 | 7.5 | 7.2 | 7.1 |



- [] Ranking at each section and finish
- .-.- No data available at this section
- NA No data available



| | |
|--------------------------------|----------------|
| Horse/Jockey Name | Artie Pantz |
| Final Rank | 4 |
| Fastest Section Time (Section) | 0:10.78 (400m) |
| Top Speed [km/h] (Section) | 67.6 (400m) |
| Race State | Finished |



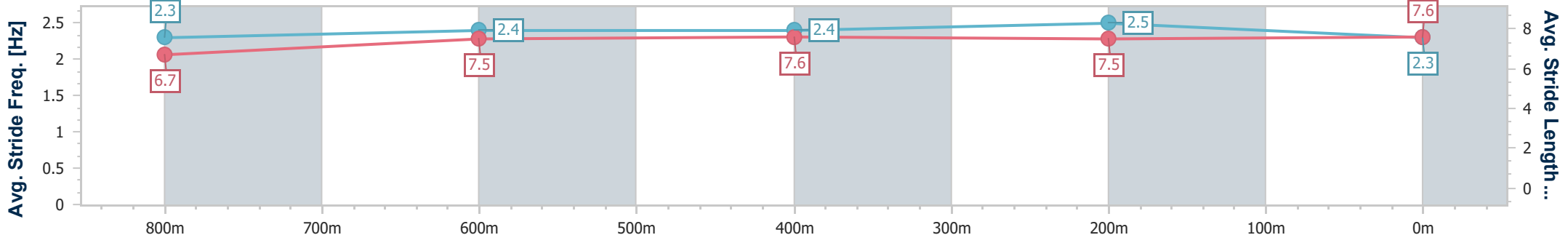
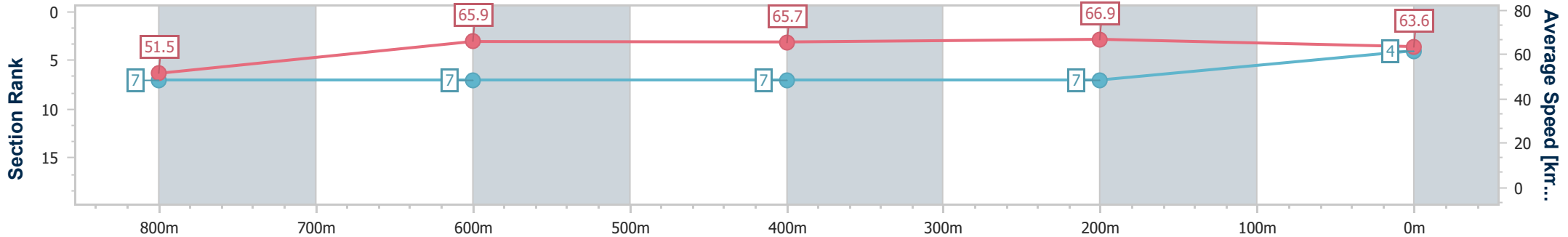
Sunshine Coast Poly Track QLD Professional
 Race 5: BOLD CONSTRUCTION GROUP BENCHMARK 68
 Handicap - 1000m



22 November 2024 - 20:00

Track Rating: Synthetic, Weather: Overcast, Rail Position: True

| Section | Overall | 800m | 600m | 400m | 200m |
|------------------------|--------------------------|--------------------------|--------------------------|--------------------------|--------------------------|
| Section Times | 0:58.22 [4] (0:14.02) | 0:44.20 [7] (0:11.09) | 0:33.11 [7] (0:11.05) | 0:22.06 [7] (0:10.78) | 0:11.28 [7] (0:11.28) |
| Average Speed [km/h] | 51.5 | 65.9 | 65.7 | 66.9 | 63.6 |
| Top Speed [km/h] | 67.1 | 67.2 | 66.7 | 67.6 | 65.8 |
| Avg. Dist. to Rail [m] | 6.0 | 2.6 | 1.0 | 2.8 | 3.5 |
| Avg. Stride Freq. [Hz] | 2.3 | 2.4 | 2.4 | 2.5 | 2.3 |
| Avg. Stride Length [m] | 6.7 | 7.5 | 7.6 | 7.5 | 7.6 |



- [] Ranking at each section and finish
- .-.- No data available at this section
- NA No data available



| | |
|--------------------------------|----------------|
| Horse/Jockey Name | Bonded Affair |
| Final Rank | 5 |
| Fastest Section Time (Section) | 0:10.70 (400m) |
| Top Speed [km/h] (Section) | 68.7 (Overall) |
| Race State | Finished |



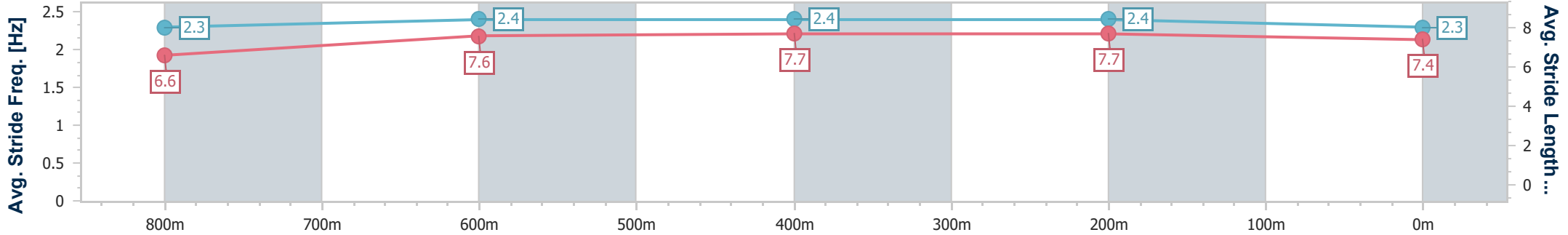
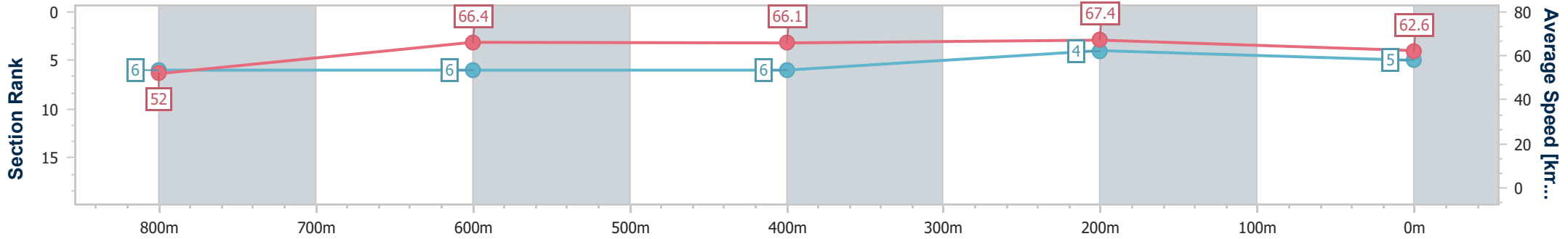
Sunshine Coast Poly Track QLD Professional
 Race 5: BOLD CONSTRUCTION GROUP BENCHMARK 68
 Handicap - 1000m



22 November 2024 - 20:00

Track Rating: Synthetic, Weather: Overcast, Rail Position: True

| Section | Overall | 800m | 600m | 400m | 200m |
|------------------------|--------------------------|--------------------------|--------------------------|--------------------------|--------------------------|
| Section Times | 0:58.25 [5] (0:13.87) | 0:44.38 [6] (0:11.17) | 0:33.21 [6] (0:11.07) | 0:22.14 [6] (0:10.70) | 0:11.44 [4] (0:11.44) |
| Average Speed [km/h] | 52.0 | 66.4 | 66.1 | 67.4 | 62.6 |
| Top Speed [km/h] | 68.7 | 68.5 | 67.5 | 68.0 | 65.3 |
| Avg. Dist. to Rail [m] | 4.7 | 4.6 | 2.2 | 3.3 | 4.1 |
| Avg. Stride Freq. [Hz] | 2.3 | 2.4 | 2.4 | 2.4 | 2.3 |
| Avg. Stride Length [m] | 6.6 | 7.6 | 7.7 | 7.7 | 7.4 |



- [] Ranking at each section and finish
- .-.- No data available at this section
- NA No data available



| | |
|--------------------------------|-------------------|
| Horse/Jockey Name | Great Aspirations |
| Final Rank | 5 |
| Fastest Section Time (Section) | 0:10.86 (400m) |
| Top Speed [km/h] (Section) | 68.1 (800m) |
| Race State | Finished |



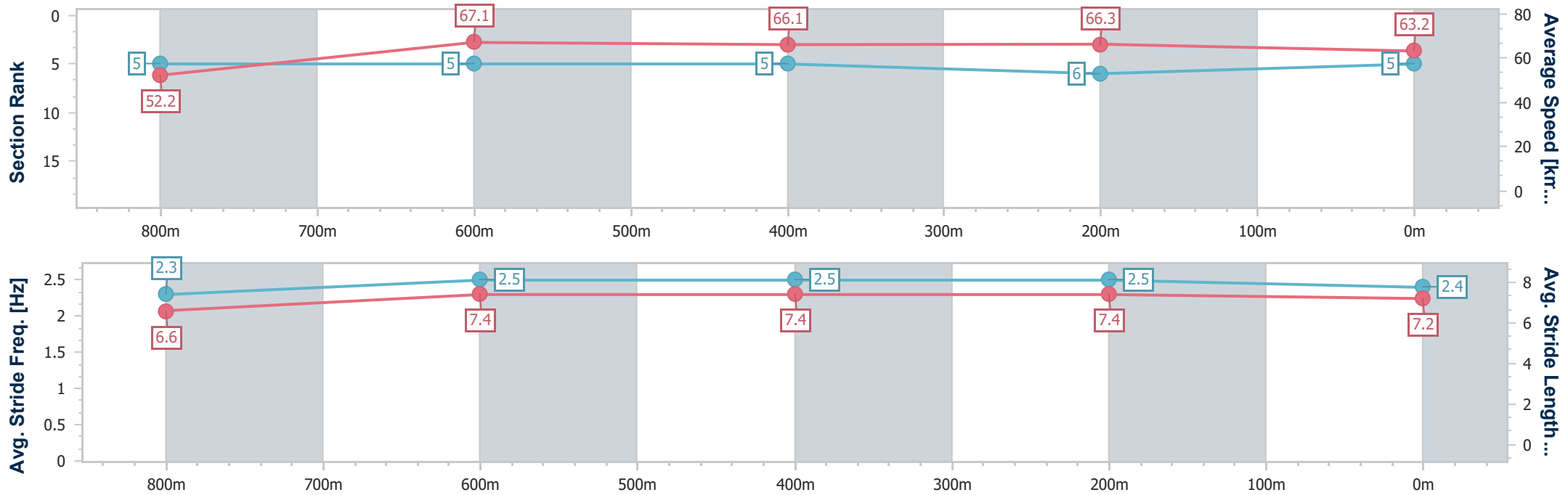
Sunshine Coast Poly Track QLD Professional
 Race 5: BOLD CONSTRUCTION GROUP BENCHMARK 68
 Handicap - 1000m



22 November 2024 - 20:00

Track Rating: Synthetic, Weather: Overcast, Rail Position: True

| Section | Overall | 800m | 600m | 400m | 200m |
|------------------------|--------------------------|--------------------------|--------------------------|--------------------------|--------------------------|
| Section Times | 0:58.25 [5] (0:13.83) | 0:44.42 [5] (0:10.99) | 0:33.43 [5] (0:11.20) | 0:22.23 [5] (0:10.86) | 0:11.37 [6] (0:11.37) |
| Average Speed [km/h] | 52.2 | 67.1 | 66.1 | 66.3 | 63.2 |
| Top Speed [km/h] | 65.8 | 68.1 | 67.0 | 67.8 | 64.4 |
| Avg. Dist. to Rail [m] | 5.3 | 3.5 | 4.1 | 7.0 | 7.3 |
| Avg. Stride Freq. [Hz] | 2.3 | 2.5 | 2.5 | 2.5 | 2.4 |
| Avg. Stride Length [m] | 6.6 | 7.4 | 7.4 | 7.4 | 7.2 |



- [] Ranking at each section and finish
- .-.- No data available at this section
- NA No data available



| | |
|--------------------------------|----------------|
| Horse/Jockey Name | Invinovich |
| Final Rank | 7 |
| Fastest Section Time (Section) | 0:10.99 (400m) |
| Top Speed [km/h] (Section) | 67.8 (800m) |
| Race State | Finished |



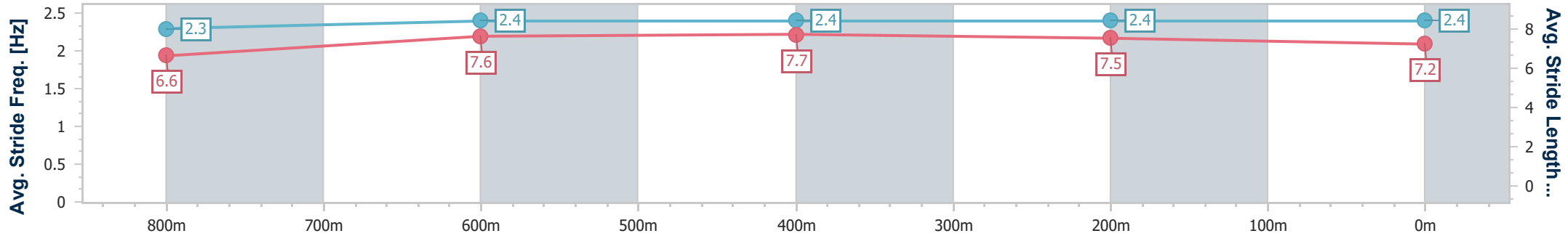
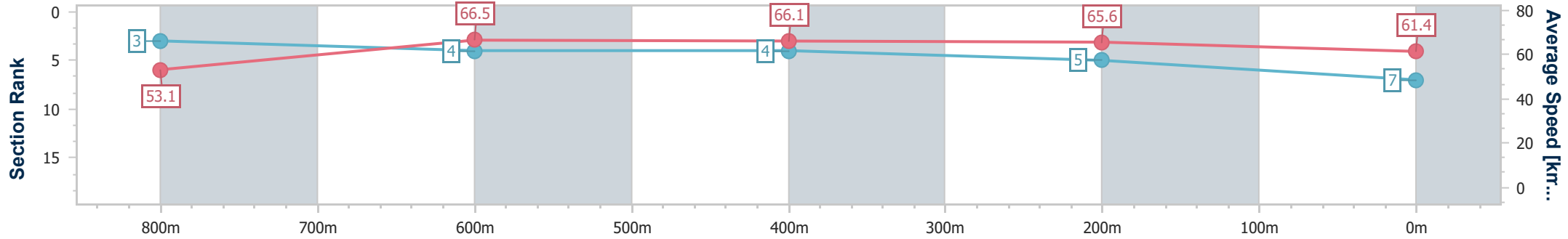
Sunshine Coast Poly Track QLD Professional
 Race 5: BOLD CONSTRUCTION GROUP BENCHMARK 68
 Handicap - 1000m



22 November 2024 - 20:00

Track Rating: Synthetic, Weather: Overcast, Rail Position: True

| Section | Overall | 800m | 600m | 400m | 200m |
|------------------------|--------------------------|--------------------------|--------------------------|--------------------------|--------------------------|
| Section Times | 0:58.56 [7] (0:13.71) | 0:44.85 [3] (0:11.10) | 0:33.75 [4] (0:11.08) | 0:22.67 [4] (0:10.99) | 0:11.68 [5] (0:11.68) |
| Average Speed [km/h] | 53.1 | 66.5 | 66.1 | 65.6 | 61.4 |
| Top Speed [km/h] | 67.6 | 67.8 | 66.5 | 66.4 | 64.8 |
| Avg. Dist. to Rail [m] | 3.3 | 3.5 | 2.6 | 4.5 | 4.9 |
| Avg. Stride Freq. [Hz] | 2.3 | 2.4 | 2.4 | 2.4 | 2.4 |
| Avg. Stride Length [m] | 6.6 | 7.6 | 7.7 | 7.5 | 7.2 |



- [] Ranking at each section and finish
- .-.- No data available at this section
- NA No data available



Sunshine Coast Poly Track QLD Professional
Race 6: COOLUM BEACH BREAKERS BENCHMARK 58 Handicap - 1600m
 22 November 2024 - 20:31



Track Rating: Synthetic, Weather: Overcast, Rail Position: True

| Section | | Overall | 1400m | 1200m | 1000m | 800m | 600m | 400m | Last 600m | | | | |
|-------------|---|----------------------|----------------------|----------------------|--------------------------|--------------------------|--------------------------|--------------------------|--------------------------|--------------------------|--------------------------|---------|------------------------|
| Field Times | | 1:38.31 (0:13.75) | 1:24.56 (0:11.97) | 1:12.59 (0:12.53) | 1:00.06 (0:12.69) | 0:47.37 (0:12.76) | 0:34.61 (0:11.73) | 0:22.88 (0:11.20) | 0:34.61 | | | | |
| Rank | TAB Horse/Jockey | Barrier | Top Speed [km/h] | Fastest Section | | | | | | | | | Distance Travelled [m] |
| 1 | 11 PIREONTI Damien Thornton | 2 | 65.9 400m | 0:11.20 400m | 1:38.31 [1] (0:13.75) | 1:24.56 [1] (0:11.97) | 1:12.59 [1] (0:12.53) | 1:00.06 [1] (0:12.69) | 0:47.37 [1] (0:12.76) | 0:34.61 [1] (0:11.73) | 0:22.88 [1] (0:11.20) | 0:34.61 | |
| 2 | 14 HARLEY CHARLIE Georgina Cartwright | 5 | 64.0 400m | 0:11.33 400m | 1:38.82 [2] (0:13.99) | 1:24.83 [4] (0:12.05) | 1:12.78 [4] (0:12.61) | 1:00.17 [3] (0:12.73) | 0:47.44 [3] (0:12.75) | 0:34.69 [3] (0:11.82) | 0:22.87 [3] (0:11.33) | 0:34.69 | +3 |
| 3 | 10 WAYFARER'S WAY Samantha Collett | 3 | 64.1 400m | 0:11.36 400m | 1:38.88 [3] (0:13.84) | 1:25.04 [2] (0:12.00) | 1:13.04 [2] (0:12.53) | 1:00.51 [2] (0:12.70) | 0:47.81 [2] (0:12.80) | 0:35.01 [2] (0:11.82) | 0:23.19 [2] (0:11.36) | 0:35.01 | +2 |
| 4 | 9 SOKUDO Corey Sutherland | 12 | 65.2 1400m | 0:11.55 1400m | 1:39.70 [4] (0:14.84) | 1:24.86 [6] (0:11.55) | 1:13.31 [6] (0:12.72) | 1:00.59 [5] (0:12.55) | 0:48.04 [5] (0:12.73) | 0:35.31 [5] (0:11.95) | 0:23.36 [5] (0:11.60) | 0:35.31 | +5 |
| 5 | 5 MARVIA MISS Minonette Kennedy | 6 | 63.1 1400m | 0:11.57 400m | 1:39.72 [5] (0:14.58) | 1:25.14 [5] (0:11.78) | 1:13.36 [5] (0:12.91) | 1:00.45 [6] (0:12.57) | 0:47.88 [6] (0:12.62) | 0:35.26 [6] (0:12.04) | 0:23.22 [6] (0:11.57) | 0:35.26 | +4 |
| 6 | 4 OPTIMUS MAXIMUS Ron Stewart | 10 | 63.1 400m | 0:11.70 400m | 1:39.75 [6] (0:13.90) | 1:25.85 [3] (0:12.11) | 1:13.74 [3] (0:12.76) | 1:00.98 [4] (0:12.66) | 0:48.32 [4] (0:12.72) | 0:35.60 [4] (0:11.92) | 0:23.68 [4] (0:11.70) | 0:35.60 | +8 |

Scratched: Lika Wreckin' Ball (#1), Silver Pearl (#2), Lost My Nightie (#3), Lasqueti Boom (#6), Madame Lexis (#7), Silver Goddess (#8), Schoona The Better (#12), Red Star Rubi (#13), The Love Of Mary (#15)

[] Ranking at each section and finish
 -:-:- No data available at this section
 NA No data available

SCN Saddle cloth number
 DNF Did not finish
 DNT Did not track



Sunshine Coast Poly Track QLD Professional
Race 6: COOLUM BEACH BREAKERS BENCHMARK 58 Handicap - 1600m
 22 November 2024 - 20:31



Track Rating: Synthetic, Weather: Overcast, Rail Position: True

| Section | | | | | | | 200m | | | Last 600m |
|-------------|-----|--|---------|------------------|------------------|--------------------------|----------------------|--|------------------------|------------|
| Field Times | | | | | | | 0:11.68 (0:11.68) | | | 0:34.61 |
| Rank | TAB | Horse/Jockey | Barrier | Top Speed [km/h] | Fastest Section | Margin | | | Distance Travelled [m] | |
| 1 | 11 | PIREONTI Damien Thornton | 2 | 65.9 400m | 0:11.20 400m | 0:11.68 [1] (0:11.68) | 1:38.31 | | | 0:34.61 |
| 2 | 14 | HARLEY CHARLIE Georgina Cartwright | 5 | 64.0 400m | 0:11.33 400m | 0:11.54 [3] (0:11.54) | 2.8L | | | 0:34.69 +3 |
| 3 | 10 | WAYFARER'S WAY Samantha Collett | 3 | 64.1 400m | 0:11.36 400m | 0:11.83 [2] (0:11.83) | 3.1L | | | 0:35.01 +2 |
| 4 | 9 | SOKUDO Corey Sutherland | 12 | 65.2 1400m | 0:11.55 1400m | 0:11.76 [5] (0:11.76) | 7.9L | | | 0:35.31 +5 |
| 5 | 5 | MARVIA MISS Minonette Kennedy | 6 | 63.1 1400m | 0:11.57 400m | 0:11.65 [6] (0:11.65) | 8L | | | 0:35.26 +4 |
| 6 | 4 | OPTIMUS MAXIMUS Ron Stewart | 10 | 63.1 400m | 0:11.70 400m | 0:11.98 [4] (0:11.98) | 8.2L | | | 0:35.60 +8 |

Scratched: Lika Wreckin' Ball (#1), Silver Pearl (#2), Lost My Nightie (#3), Lasqueti Boom (#6), Madame Lexis (#7), Silver Goddess (#8), Schoona The Better (#12), Red Star Rubi (#13), The Love Of Mary (#15)

[] Ranking at each section and finish
 -:-:- No data available at this section
 NA No data available

SCN Saddle cloth number
 DNF Did not finish
 DNT Did not track



| | |
|--------------------------------|----------------|
| Horse/Jockey Name | Pireonti |
| Final Rank | 1 |
| Fastest Section Time (Section) | 0:11.20 (400m) |
| Top Speed [km/h] (Section) | 65.9 (400m) |
| Race State | Finished |



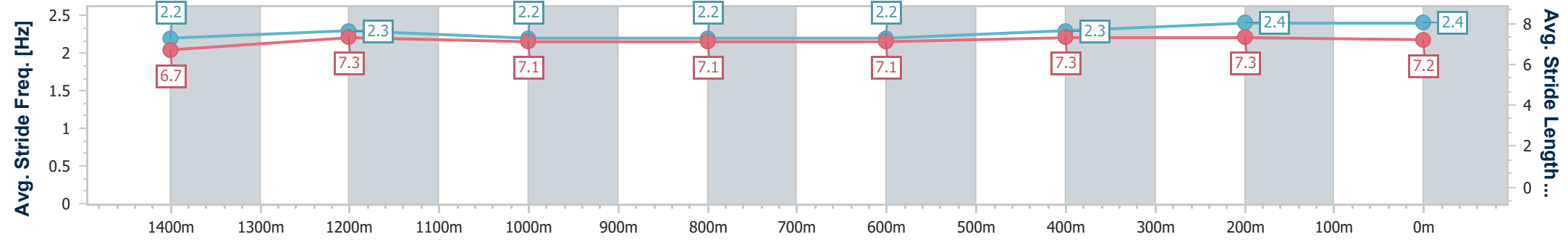
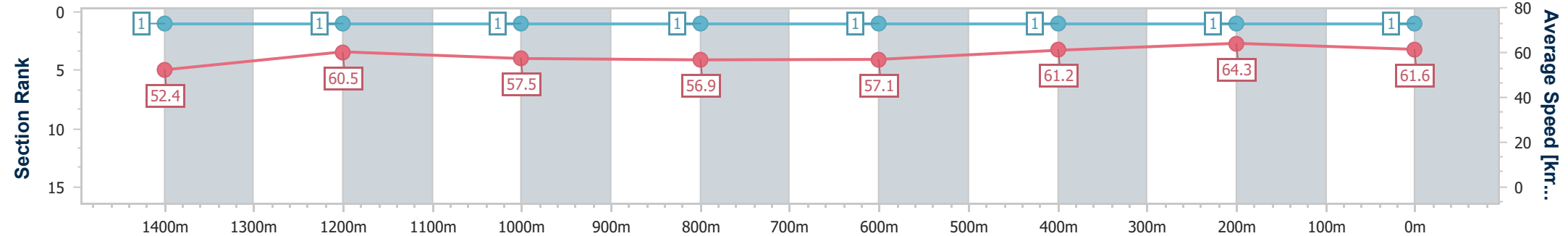
Sunshine Coast Poly Track QLD Professional
Race 6: COOLUM BEACH BREAKERS BENCHMARK 58
Handicap - 1600m



22 November 2024 - 20:31

Track Rating: Synthetic, Weather: Overcast, Rail Position: True

| Section | Overall | 1400m | 1200m | 1000m | 800m | 600m | 400m | 200m | | | | | | |
|------------------------|--------------------------|--------------------------|--------------------------|--------------------------|--------------------------|--------------------------|--------------------------|--------------------------|--|--|--|--|--|--|
| Section Times | 1:38.31 [1] (0:13.75) | 1:24.56 [1] (0:11.97) | 1:12.59 [1] (0:12.53) | 1:00.06 [1] (0:12.69) | 0:47.37 [1] (0:12.76) | 0:34.61 [1] (0:11.73) | 0:22.88 [1] (0:11.20) | 0:11.68 [1] (0:11.68) | | | | | | |
| Average Speed [km/h] | 52.4 | 60.5 | 57.5 | 56.9 | 57.1 | 61.2 | 64.3 | 61.6 | | | | | | |
| Top Speed [km/h] | 61.5 | 62.1 | 58.6 | 57.5 | 58.6 | 64.4 | 65.9 | 63.5 | | | | | | |
| Avg. Dist. to Rail [m] | 1.3 | 1.0 | 1.6 | 2.1 | 1.5 | 0.3 | 0.4 | 2.0 | | | | | | |
| Avg. Stride Freq. [Hz] | 2.2 | 2.3 | 2.2 | 2.2 | 2.2 | 2.3 | 2.4 | 2.4 | | | | | | |
| Avg. Stride Length [m] | 6.7 | 7.3 | 7.1 | 7.1 | 7.1 | 7.3 | 7.3 | 7.2 | | | | | | |



- [] Ranking at each section and finish
- .-.- No data available at this section
- NA No data available



| | |
|--------------------------------|----------------|
| Horse/Jockey Name | Harley Charlie |
| Final Rank | 2 |
| Fastest Section Time (Section) | 0:11.33 (400m) |
| Top Speed [km/h] (Section) | 64.0 (400m) |
| Race State | Finished |



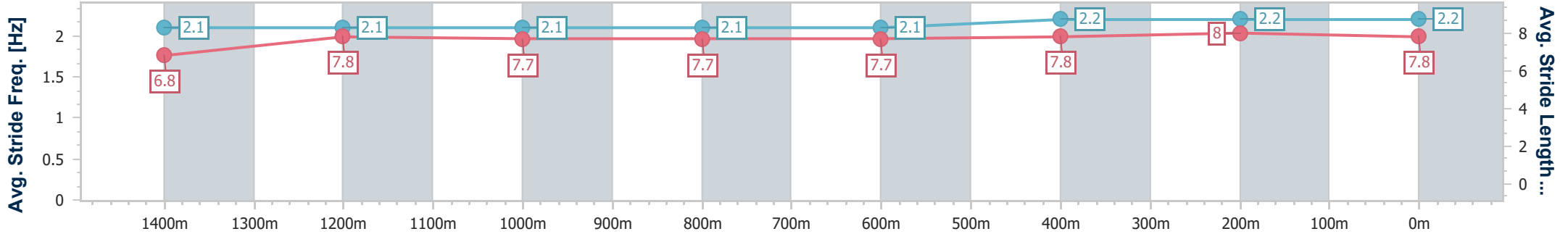
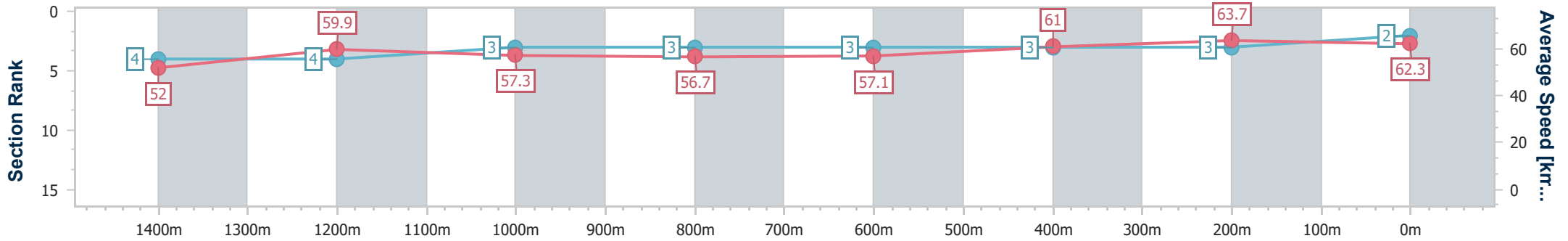
Sunshine Coast Poly Track QLD Professional
Race 6: COOLUM BEACH BREAKERS BENCHMARK 58
Handicap - 1600m



22 November 2024 - 20:31

Track Rating: Synthetic, Weather: Overcast, Rail Position: True

| Section | Overall | 1400m | 1200m | 1000m | 800m | 600m | 400m | 200m |
|------------------------|--------------------------|--------------------------|--------------------------|--------------------------|--------------------------|--------------------------|--------------------------|--------------------------|
| Section Times | 1:38.82 [2] (0:13.99) | 1:24.83 [4] (0:12.05) | 1:12.78 [4] (0:12.61) | 1:00.17 [3] (0:12.73) | 0:47.44 [3] (0:12.75) | 0:34.69 [3] (0:11.82) | 0:22.87 [3] (0:11.33) | 0:11.54 [3] (0:11.54) |
| Average Speed [km/h] | 52.0 | 59.9 | 57.3 | 56.7 | 57.1 | 61.0 | 63.7 | 62.3 |
| Top Speed [km/h] | 62.0 | 62.2 | 58.5 | 57.4 | 58.0 | 63.3 | 64.0 | 63.0 |
| Avg. Dist. to Rail [m] | 3.5 | 2.0 | 2.0 | 2.1 | 1.5 | 0.6 | 2.9 | 3.8 |
| Avg. Stride Freq. [Hz] | 2.1 | 2.1 | 2.1 | 2.1 | 2.1 | 2.2 | 2.2 | 2.2 |
| Avg. Stride Length [m] | 6.8 | 7.8 | 7.7 | 7.7 | 7.7 | 7.8 | 8.0 | 7.8 |



- [] Ranking at each section and finish
- .-.- No data available at this section
- NA No data available



| | |
|--------------------------------|----------------|
| Horse/Jockey Name | Wayfarer's Way |
| Final Rank | 3 |
| Fastest Section Time (Section) | 0:11.36 (400m) |
| Top Speed [km/h] (Section) | 64.1 (400m) |
| Race State | Finished |



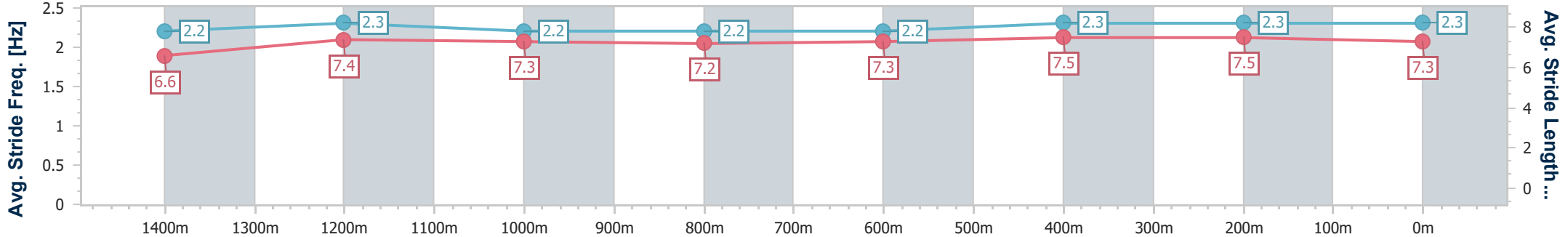
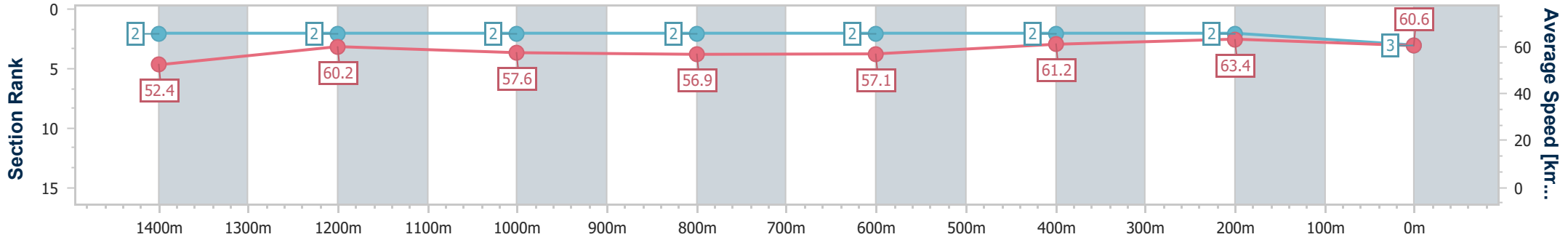
Sunshine Coast Poly Track QLD Professional
Race 6: COOLUM BEACH BREAKERS BENCHMARK 58
Handicap - 1600m



22 November 2024 - 20:31

Track Rating: Synthetic, Weather: Overcast, Rail Position: True

| Section | Overall | 1400m | 1200m | 1000m | 800m | 600m | 400m | 200m | | | | | |
|------------------------|--------------------------|--------------------------|--------------------------|--------------------------|--------------------------|--------------------------|--------------------------|--------------------------|--|--|--|--|--|
| Section Times | 1:38.88 [3] (0:13.84) | 1:25.04 [2] (0:12.00) | 1:13.04 [2] (0:12.53) | 1:00.51 [2] (0:12.70) | 0:47.81 [2] (0:12.80) | 0:35.01 [2] (0:11.82) | 0:23.19 [2] (0:11.36) | 0:11.83 [2] (0:11.83) | | | | | |
| Average Speed [km/h] | 52.4 | 60.2 | 57.6 | 56.9 | 57.1 | 61.2 | 63.4 | 60.6 | | | | | |
| Top Speed [km/h] | 62.8 | 61.7 | 58.9 | 57.6 | 58.3 | 63.8 | 64.1 | 62.7 | | | | | |
| Avg. Dist. to Rail [m] | 2.4 | 1.1 | 2.4 | 2.9 | 2.2 | 0.6 | 1.4 | 2.3 | | | | | |
| Avg. Stride Freq. [Hz] | 2.2 | 2.3 | 2.2 | 2.2 | 2.2 | 2.3 | 2.3 | 2.3 | | | | | |
| Avg. Stride Length [m] | 6.6 | 7.4 | 7.3 | 7.2 | 7.3 | 7.5 | 7.5 | 7.3 | | | | | |



- [] Ranking at each section and finish
- .-.- No data available at this section
- NA No data available



| | |
|--------------------------------|-----------------|
| Horse/Jockey Name | Sokudo |
| Final Rank | 4 |
| Fastest Section Time (Section) | 0:11.55 (1400m) |
| Top Speed [km/h] (Section) | 65.2 (1400m) |
| Race State | Finished |



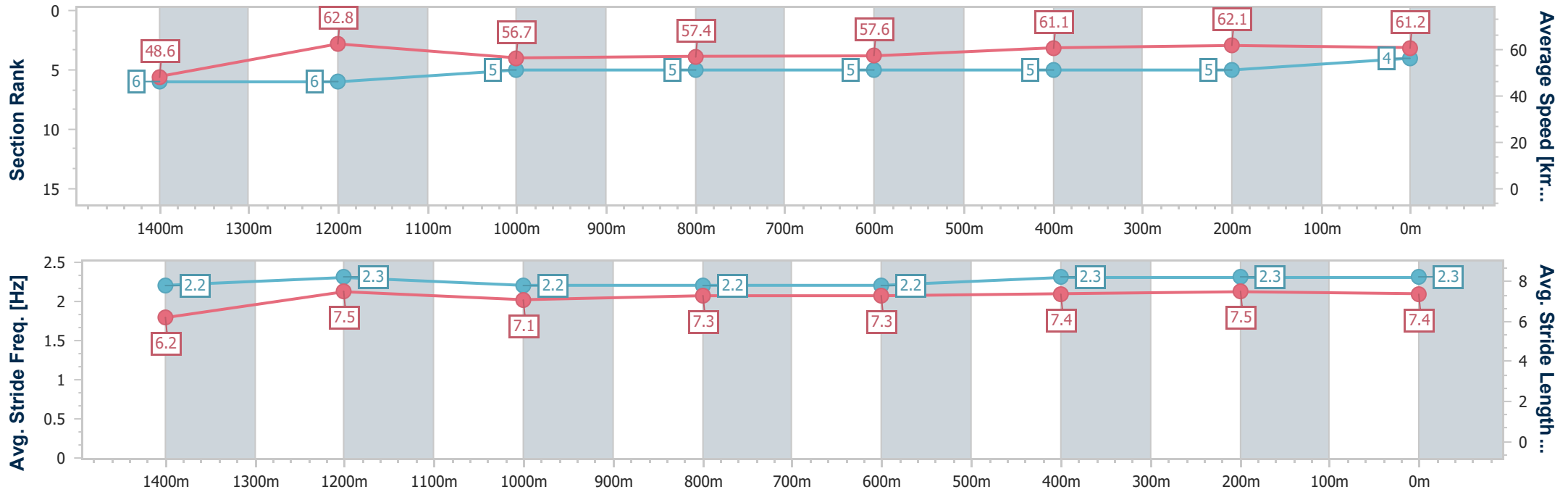
Sunshine Coast Poly Track QLD Professional
Race 6: COOLUM BEACH BREAKERS BENCHMARK 58
Handicap - 1600m



22 November 2024 - 20:31

Track Rating: Synthetic, Weather: Overcast, Rail Position: True

| Section | Overall | 1400m | 1200m | 1000m | 800m | 600m | 400m | 200m |
|------------------------|--------------------------|--------------------------|--------------------------|--------------------------|--------------------------|--------------------------|--------------------------|--------------------------|
| Section Times | 1:39.70 [4] (0:14.84) | 1:24.86 [6] (0:11.55) | 1:13.31 [6] (0:12.72) | 1:00.59 [5] (0:12.55) | 0:48.04 [5] (0:12.73) | 0:35.31 [5] (0:11.95) | 0:23.36 [5] (0:11.60) | 0:11.76 [5] (0:11.76) |
| Average Speed [km/h] | 48.6 | 62.8 | 56.7 | 57.4 | 57.6 | 61.1 | 62.1 | 61.2 |
| Top Speed [km/h] | 60.8 | 65.2 | 59.8 | 58.8 | 58.7 | 62.5 | 63.0 | 62.0 |
| Avg. Dist. to Rail [m] | 2.9 | 2.2 | 2.0 | 2.6 | 2.4 | 1.9 | 5.7 | 7.0 |
| Avg. Stride Freq. [Hz] | 2.2 | 2.3 | 2.2 | 2.2 | 2.2 | 2.3 | 2.3 | 2.3 |
| Avg. Stride Length [m] | 6.2 | 7.5 | 7.1 | 7.3 | 7.3 | 7.4 | 7.5 | 7.4 |



- [] Ranking at each section and finish
- .-.- No data available at this section
- NA No data available



| | |
|--------------------------------|----------------|
| Horse/Jockey Name | Marvia Miss |
| Final Rank | 5 |
| Fastest Section Time (Section) | 0:11.57 (400m) |
| Top Speed [km/h] (Section) | 63.1 (1400m) |
| Race State | Finished |



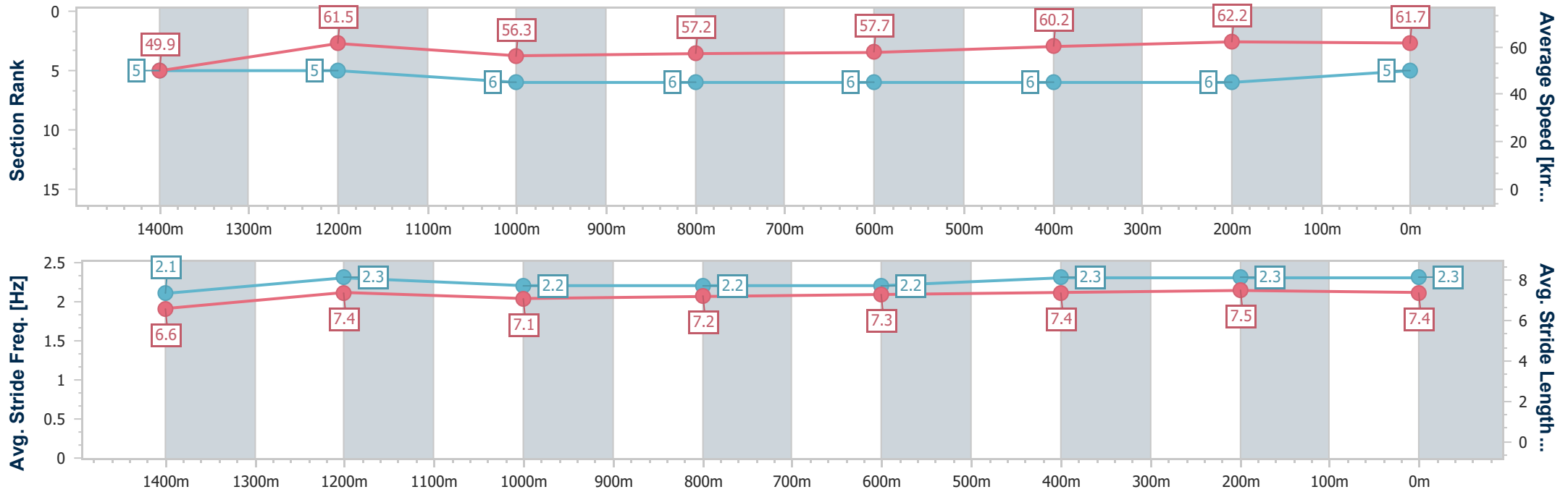
Sunshine Coast Poly Track QLD Professional
Race 6: COOLUM BEACH BREAKERS BENCHMARK 58
Handicap - 1600m



22 November 2024 - 20:31

Track Rating: Synthetic, Weather: Overcast, Rail Position: True

| Section | Overall | 1400m | 1200m | 1000m | 800m | 600m | 400m | 200m |
|------------------------|--------------------------|--------------------------|--------------------------|--------------------------|--------------------------|--------------------------|--------------------------|--------------------------|
| Section Times | 1:39.72 [5] (0:14.58) | 1:25.14 [5] (0:11.78) | 1:13.36 [5] (0:12.91) | 1:00.45 [6] (0:12.57) | 0:47.88 [6] (0:12.62) | 0:35.26 [6] (0:12.04) | 0:23.22 [6] (0:11.57) | 0:11.65 [6] (0:11.65) |
| Average Speed [km/h] | 49.9 | 61.5 | 56.3 | 57.2 | 57.7 | 60.2 | 62.2 | 61.7 |
| Top Speed [km/h] | 61.7 | 63.1 | 60.7 | 59.1 | 59.0 | 61.3 | 62.6 | 62.4 |
| Avg. Dist. to Rail [m] | 4.0 | 2.9 | 2.4 | 2.1 | 1.5 | 0.6 | 2.2 | 2.5 |
| Avg. Stride Freq. [Hz] | 2.1 | 2.3 | 2.2 | 2.2 | 2.2 | 2.3 | 2.3 | 2.3 |
| Avg. Stride Length [m] | 6.6 | 7.4 | 7.1 | 7.2 | 7.3 | 7.4 | 7.5 | 7.4 |



- [] Ranking at each section and finish
- .-.-.- No data available at this section
- NA No data available



| | |
|--------------------------------|-----------------|
| Horse/Jockey Name | Optimus Maximus |
| Final Rank | 6 |
| Fastest Section Time (Section) | 0:11.70 (400m) |
| Top Speed [km/h] (Section) | 63.1 (400m) |
| Race State | Finished |



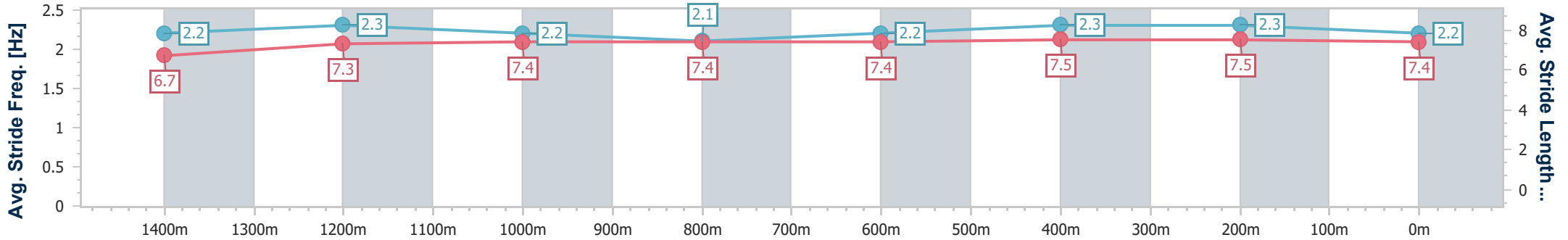
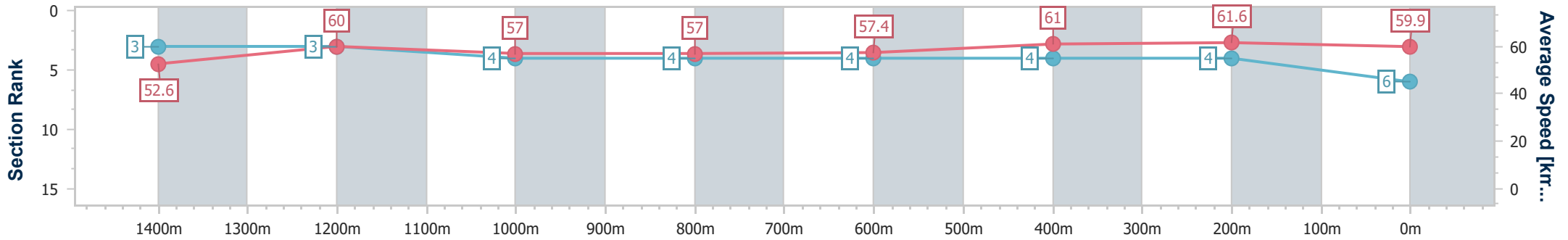
Sunshine Coast Poly Track QLD Professional
Race 6: COOLUM BEACH BREAKERS BENCHMARK 58
Handicap - 1600m



22 November 2024 - 20:31

Track Rating: Synthetic, Weather: Overcast, Rail Position: True

| Section | Overall | 1400m | 1200m | 1000m | 800m | 600m | 400m | 200m |
|------------------------|--------------------------|--------------------------|--------------------------|--------------------------|--------------------------|--------------------------|--------------------------|--------------------------|
| Section Times | 1:39.75 [6] (0:13.90) | 1:25.85 [3] (0:12.11) | 1:13.74 [3] (0:12.76) | 1:00.98 [4] (0:12.66) | 0:48.32 [4] (0:12.72) | 0:35.60 [4] (0:11.92) | 0:23.68 [4] (0:11.70) | 0:11.98 [4] (0:11.98) |
| Average Speed [km/h] | 52.6 | 60.0 | 57.0 | 57.0 | 57.4 | 61.0 | 61.6 | 59.9 |
| Top Speed [km/h] | 61.6 | 62.4 | 58.4 | 58.2 | 58.9 | 62.3 | 63.1 | 60.1 |
| Avg. Dist. to Rail [m] | 5.1 | 4.0 | 3.2 | 3.0 | 2.5 | 1.5 | 3.6 | 4.2 |
| Avg. Stride Freq. [Hz] | 2.2 | 2.3 | 2.2 | 2.1 | 2.2 | 2.3 | 2.3 | 2.2 |
| Avg. Stride Length [m] | 6.7 | 7.3 | 7.4 | 7.4 | 7.4 | 7.5 | 7.5 | 7.4 |



- [] Ranking at each section and finish
- .-.- No data available at this section
- NA No data available



Sunshine Coast Poly Track QLD Professional

Race 7: LIEBKE BUILDERS Class 5 Handicap - 1100m

22 November 2024 - 21:00



Track Rating: Synthetic, Weather: Overcast, Rail Position: True

| Section | | Overall | 1000m | 800m | 600m | 400m | 200m | Last 600m | | | | | |
|-------------|--|----------------------|----------------------|----------------------|--------------------------|--------------------------|--------------------------|--------------------------|--------------------------|--------------------------|---------|------------------------|----|
| Field Times | | 1:04.79 (0:08.16) | 0:56.63 (0:11.50) | 0:45.13 (0:11.73) | 0:33.40 (0:11.34) | 0:22.06 (0:10.81) | 0:11.25 (0:11.25) | 0:33.40 | | | | | |
| Rank | TAB Horse/Jockey | Barrier | Top Speed [km/h] | Fastest Section | Margin | | | | | | | Distance Travelled [m] | |
| 1 | 1 POCKET FULL Rob Thorburn | 7 | 68.5 400m | 0:08.21 Overall | 1:04.79 [1] (0:08.21) | 0:56.58 [3] (0:11.70) | 0:44.88 [3] (0:11.78) | 0:33.10 [3] (0:11.15) | 0:21.95 [2] (0:10.70) | 0:11.25 [1] (0:11.25) | 1:04.79 | 0:33.10 | |
| 2 | 7 FASTCONI Cody Collis | 6 | 67.3 400m | 0:08.21 Overall | 1:04.87 [2] (0:08.21) | 0:56.66 [2] (0:11.45) | 0:45.21 [1] (0:11.73) | 0:33.48 [1] (0:11.34) | 0:22.14 [1] (0:10.81) | 0:11.33 [2] (0:11.33) | 0.3L | 0:33.48 | -3 |
| 3 | 9 CONVINCIBILITY Kyle Wilson-Taylor | 3 | 67.0 400m | 0:08.45 Overall | 1:04.92 [3] (0:08.45) | 0:56.47 [4] (0:11.72) | 0:44.75 [4] (0:11.59) | 0:33.16 [4] (0:11.16) | 0:22.00 [4] (0:10.89) | 0:11.11 [4] (0:11.11) | 0.5L | 0:33.16 | -9 |
| 4 | 2 PERVADE Robbie Dolan | 5 | 67.2 400m | 0:08.16 Overall | 1:05.14 [4] (0:08.16) | 0:56.98 [1] (0:11.51) | 0:45.47 [2] (0:11.82) | 0:33.65 [2] (0:11.38) | 0:22.27 [3] (0:10.84) | 0:11.43 [3] (0:11.43) | 1.8L | 0:33.65 | -6 |
| 5 | 10 BETTER LAD Minonette Kennedy | 4 | 64.4 600m | 0:08.77 Overall | 1:06.34 [5] (0:08.77) | 0:57.57 [5] (0:11.48) | 0:46.09 [5] (0:11.70) | 0:34.39 [5] (0:11.37) | 0:23.02 [5] (0:11.36) | 0:11.66 [5] (0:11.66) | 8.8L | 0:34.39 | -2 |

Scratched: He's Heaven (#4), Roll Up (#8), Troika (#6), Prime Asset (#5), Release The Beans (#3)

[] Ranking at each section and finish
 -:-:-:- No data available at this section
 NA No data available

SCN Saddle cloth number
 DNF Did not finish
 DNT Did not track



| | |
|--------------------------------|-------------------|
| Horse/Jockey Name | Pocket Full |
| Final Rank | 1 |
| Fastest Section Time (Section) | 0:08.21 (Overall) |
| Top Speed [km/h] (Section) | 68.5 (400m) |
| Race State | Finished |



Sunshine Coast Poly Track QLD Professional

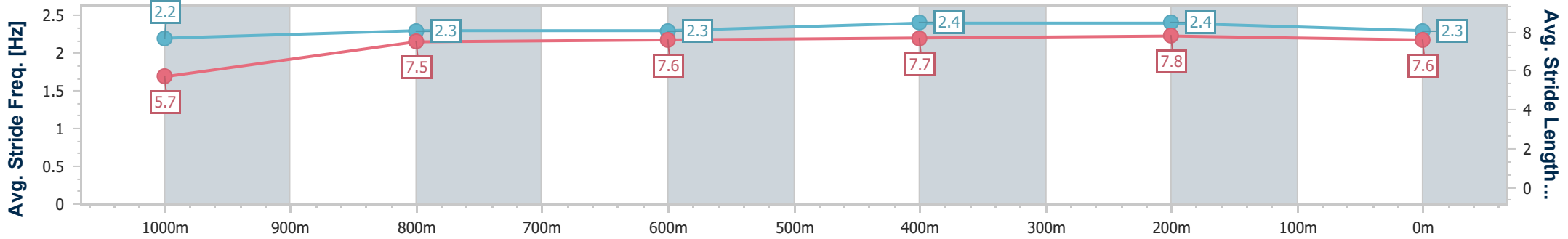
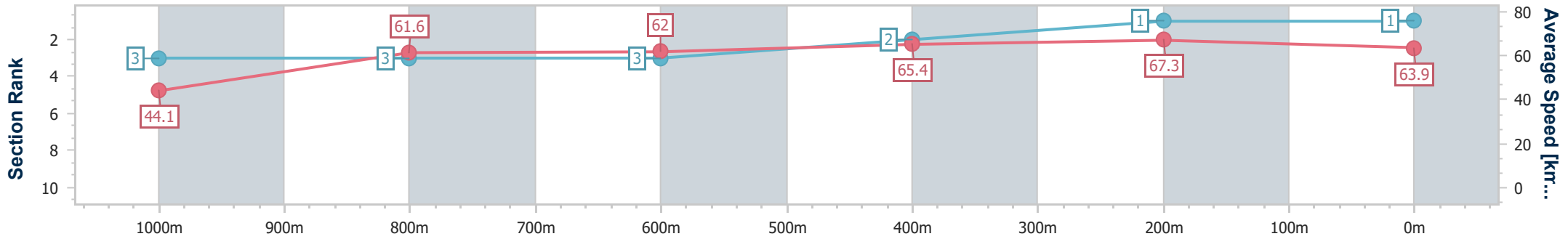
Race 7: LIEBKE BUILDERS Class 5 Handicap - 1100m

22 November 2024 - 21:00



Track Rating: Synthetic, Weather: Overcast, Rail Position: True

| Section | Overall | 1000m | 800m | 600m | 400m | 200m |
|------------------------|--------------------------|--------------------------|--------------------------|--------------------------|--------------------------|--------------------------|
| Section Times | 1:04.79 [1] (0:08.21) | 0:56.58 [3] (0:11.70) | 0:44.88 [3] (0:11.78) | 0:33.10 [3] (0:11.15) | 0:21.95 [2] (0:10.70) | 0:11.25 [1] (0:11.25) |
| Average Speed [km/h] | 44.1 | 61.6 | 62.0 | 65.4 | 67.3 | 63.9 |
| Top Speed [km/h] | 59.6 | 62.9 | 64.0 | 66.6 | 68.5 | 66.2 |
| Avg. Dist. to Rail [m] | 6.9 | 4.2 | 2.6 | 1.7 | 2.9 | 4.5 |
| Avg. Stride Freq. [Hz] | 2.2 | 2.3 | 2.3 | 2.4 | 2.4 | 2.3 |
| Avg. Stride Length [m] | 5.7 | 7.5 | 7.6 | 7.7 | 7.8 | 7.6 |



- [] Ranking at each section and finish
- .-.- No data available at this section
- NA No data available



| | |
|--------------------------------|-------------------|
| Horse/Jockey Name | Fastconi |
| Final Rank | 2 |
| Fastest Section Time (Section) | 0:08.21 (Overall) |
| Top Speed [km/h] (Section) | 67.3 (400m) |
| Race State | Finished |



Sunshine Coast Poly Track QLD Professional

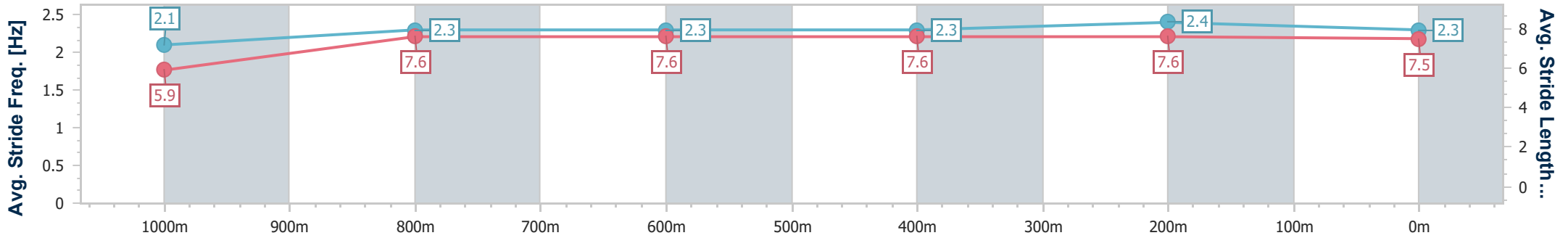
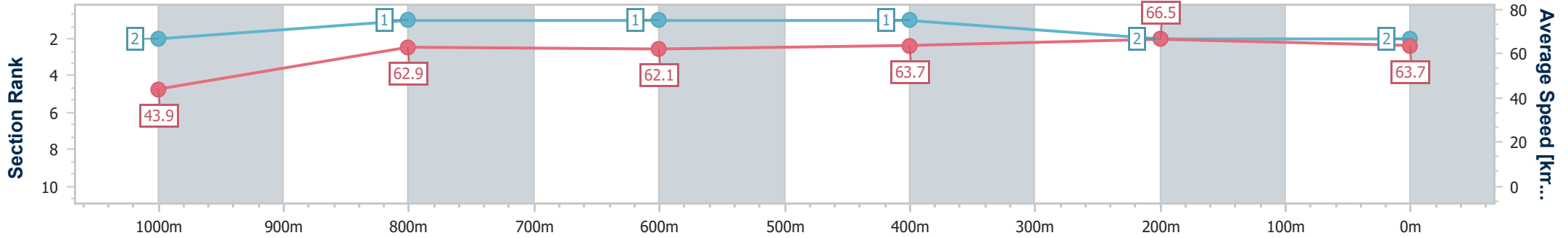
Race 7: LIEBKE BUILDERS Class 5 Handicap - 1100m

22 November 2024 - 21:00

Track Rating: Synthetic, Weather: Overcast, Rail Position: True



| Section | Overall | 1000m | 800m | 600m | 400m | 200m |
|------------------------|--------------------------|--------------------------|--------------------------|--------------------------|--------------------------|--------------------------|
| Section Times | 1:04.87 [2] (0:08.21) | 0:56.66 [2] (0:11.45) | 0:45.21 [1] (0:11.73) | 0:33.48 [1] (0:11.34) | 0:22.14 [1] (0:10.81) | 0:11.33 [2] (0:11.33) |
| Average Speed [km/h] | 43.9 | 62.9 | 62.1 | 63.7 | 66.5 | 63.7 |
| Top Speed [km/h] | 60.8 | 65.6 | 62.9 | 65.2 | 67.3 | 65.9 |
| Avg. Dist. to Rail [m] | 5.1 | 2.9 | 1.7 | 0.4 | 1.1 | 2.5 |
| Avg. Stride Freq. [Hz] | 2.1 | 2.3 | 2.3 | 2.3 | 2.4 | 2.3 |
| Avg. Stride Length [m] | 5.9 | 7.6 | 7.6 | 7.6 | 7.6 | 7.5 |



- [] Ranking at each section and finish
- .-.- No data available at this section
- NA No data available



| | |
|--------------------------------|-------------------|
| Horse/Jockey Name | Convincibility |
| Final Rank | 3 |
| Fastest Section Time (Section) | 0:08.45 (Overall) |
| Top Speed [km/h] (Section) | 67.0 (400m) |
| Race State | Finished |



Sunshine Coast Poly Track QLD Professional

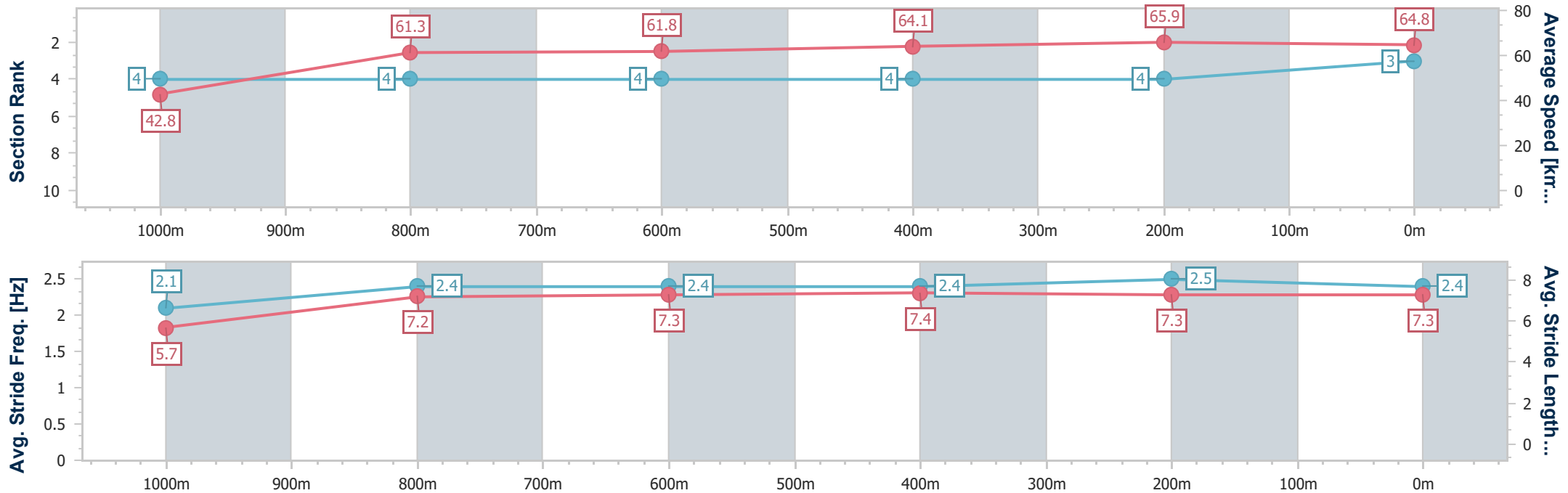
Race 7: LIEBKE BUILDERS Class 5 Handicap - 1100m

22 November 2024 - 21:00



Track Rating: Synthetic, Weather: Overcast, Rail Position: True

| Section | Overall | 1000m | 800m | 600m | 400m | 200m |
|------------------------|--------------------------|--------------------------|--------------------------|--------------------------|--------------------------|-------------|
| Section Times | 1:04.92 [3] (0:08.45) | 0:56.47 [4] (0:11.72) | 0:44.75 [4] (0:11.59) | 0:33.16 [4] (0:11.16) | 0:22.00 [4] (0:10.89) | 0:11.11 [4] |
| Average Speed [km/h] | 42.8 | 61.3 | 61.8 | 64.1 | 65.9 | 64.8 |
| Top Speed [km/h] | 59.4 | 64.2 | 63.3 | 64.8 | 67.0 | 66.4 |
| Avg. Dist. to Rail [m] | 2.9 | 2.1 | 1.0 | 1.4 | 1.8 | 5.3 |
| Avg. Stride Freq. [Hz] | 2.1 | 2.4 | 2.4 | 2.4 | 2.5 | 2.4 |
| Avg. Stride Length [m] | 5.7 | 7.2 | 7.3 | 7.4 | 7.3 | 7.3 |



- [] Ranking at each section and finish
- .-.- No data available at this section
- NA No data available



| | |
|--------------------------------|-------------------|
| Horse/Jockey Name | Pervade |
| Final Rank | 4 |
| Fastest Section Time (Section) | 0:08.16 (Overall) |
| Top Speed [km/h] (Section) | 67.2 (400m) |
| Race State | Finished |



Sunshine Coast Poly Track QLD Professional

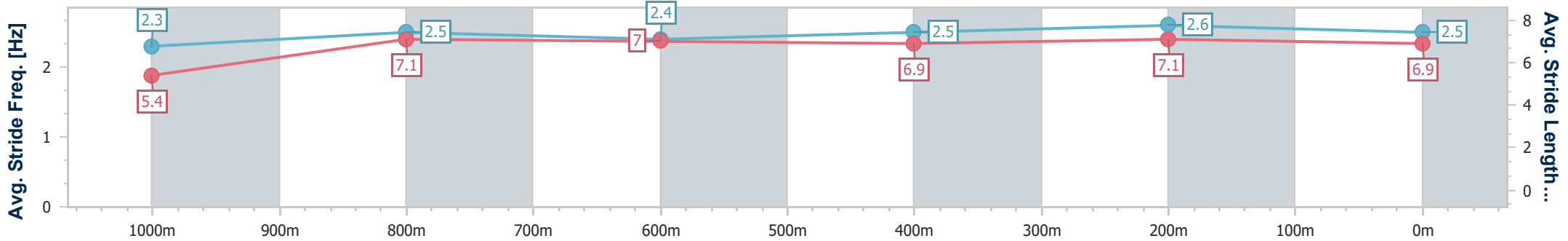
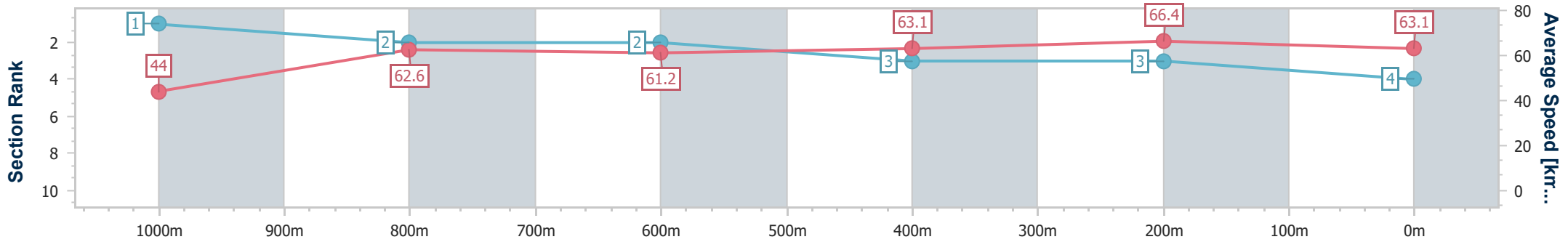
Race 7: LIEBKE BUILDERS Class 5 Handicap - 1100m

22 November 2024 - 21:00



Track Rating: Synthetic, Weather: Overcast, Rail Position: True

| Section | Overall | 1000m | 800m | 600m | 400m | 200m |
|------------------------|--------------------------|--------------------------|--------------------------|--------------------------|--------------------------|--------------------------|
| Section Times | 1:05.14 [4] (0:08.16) | 0:56.98 [1] (0:11.51) | 0:45.47 [2] (0:11.82) | 0:33.65 [2] (0:11.38) | 0:22.27 [3] (0:10.84) | 0:11.43 [3] (0:11.43) |
| Average Speed [km/h] | 44.0 | 62.6 | 61.2 | 63.1 | 66.4 | 63.1 |
| Top Speed [km/h] | 61.2 | 64.1 | 64.2 | 65.6 | 67.2 | 64.6 |
| Avg. Dist. to Rail [m] | 4.5 | 2.1 | 0.6 | 0.9 | 0.5 | 1.5 |
| Avg. Stride Freq. [Hz] | 2.3 | 2.5 | 2.4 | 2.5 | 2.6 | 2.5 |
| Avg. Stride Length [m] | 5.4 | 7.1 | 7.0 | 6.9 | 7.1 | 6.9 |



- [] Ranking at each section and finish
- .-.- No data available at this section
- NA No data available



| | |
|--------------------------------|-------------------|
| Horse/Jockey Name | Better Lad |
| Final Rank | 5 |
| Fastest Section Time (Section) | 0:08.77 (Overall) |
| Top Speed [km/h] (Section) | 64.4 (600m) |
| Race State | Finished |



Sunshine Coast Poly Track QLD Professional

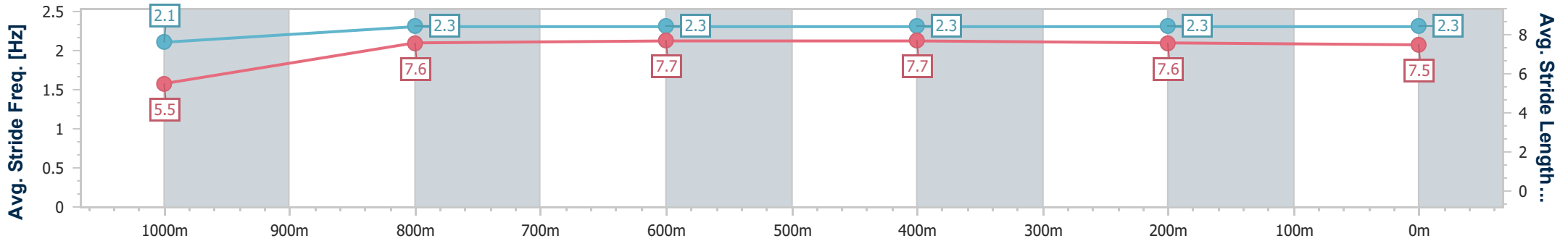
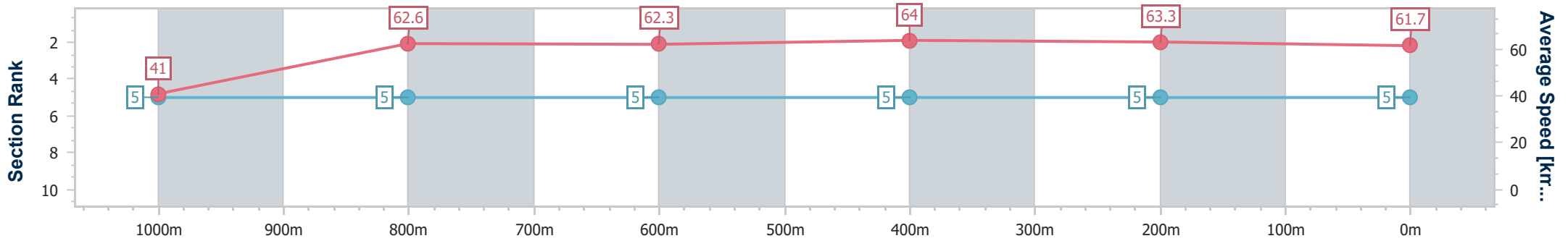
Race 7: LIEBKE BUILDERS Class 5 Handicap - 1100m

22 November 2024 - 21:00

Track Rating: Synthetic, Weather: Overcast, Rail Position: True



| Section | Overall | 1000m | 800m | 600m | 400m | 200m |
|------------------------|--------------------------|--------------------------|--------------------------|--------------------------|--------------------------|--------------------------|
| Section Times | 1:06.34 [5] (0:08.77) | 0:57.57 [5] (0:11.48) | 0:46.09 [5] (0:11.70) | 0:34.39 [5] (0:11.37) | 0:23.02 [5] (0:11.36) | 0:11.66 [5] (0:11.66) |
| Average Speed [km/h] | 41.0 | 62.6 | 62.3 | 64.0 | 63.3 | 61.7 |
| Top Speed [km/h] | 59.9 | 64.3 | 63.2 | 64.4 | 63.8 | 63.1 |
| Avg. Dist. to Rail [m] | 3.5 | 3.2 | 1.9 | 1.2 | 2.5 | 2.4 |
| Avg. Stride Freq. [Hz] | 2.1 | 2.3 | 2.3 | 2.3 | 2.3 | 2.3 |
| Avg. Stride Length [m] | 5.5 | 7.6 | 7.7 | 7.7 | 7.6 | 7.5 |



- [] Ranking at each section and finish
- .-.- No data available at this section
- NA No data available