



# Rockhampton QLD Professional

## Race 5: Frenchville Sports Club BM58 Handicap - 1100m

19 November 2024 - 16:15



Track Rating: Good 4, Weather: Fine, Rail Position: +4.5m Entire

Section		Overall										Last 600m	
Field Times		1:03.44										0:34.09	
		(0:07.15)											
		0:56.29											
		(0:10.87)											
		0:45.42											
		(0:11.33)											
		0:34.09											
		(0:11.06)											
		0:23.03											
		(0:11.29)											
		0:11.74											
		(0:11.74)											
Rank	TAB	Horse/Jockey	Barrier	Top Speed [km/h]	Fastest Section	Overall	1000m	800m	600m	400m	200m	Margin	Distance Travelled [m]
1	9	ANDIRON Jackson Murphy	8	67.9	0:07.79	1:03.44 [1] (0:07.79)	0:55.65 [10] (0:11.23)	0:44.42 [10] (0:11.25)	0:33.17 [10] (0:10.74)	0:22.43 [8] (0:10.77)	0:11.66 [2] (0:11.66)	1:03.44	0:33.17
2	1	LETS DANCE JANDY Olivia Kendal	7	68.0	0:07.27	1:03.68 [2] (0:07.27)	0:56.41 [3] (0:11.01)	0:45.40 [4] (0:11.38)	0:34.02 [4] (0:10.99)	0:23.03 [4] (0:11.23)	0:11.80 [5] (0:11.80)	1.44L	0:34.02 +2
3	8	SUNDARA Liv O'Donnell	4	67.0	0:07.42	1:03.71 [3] (0:07.42)	0:56.29 [8] (0:11.03)	0:45.26 [8] (0:11.44)	0:33.82 [7] (0:11.05)	0:22.77 [7] (0:10.99)	0:11.78 [7] (0:11.78)	1.61L	0:33.82 -2
4	11	CUMIN SPINNER Georgina Cartwright	1	67.1	0:07.41	1:03.87 [4] (0:07.41)	0:56.46 [7] (0:11.02)	0:45.44 [6] (0:11.39)	0:34.05 [6] (0:10.98)	0:23.07 [5] (0:11.07)	0:12.00 [4] (0:12.00)	2.53L	0:34.05 +1
5	4	CAVENTE Sean Cormack	3	66.7	0:07.58	1:04.00 [5] (0:07.58)	0:56.42 [9] (0:11.23)	0:45.19 [9] (0:11.32)	0:33.87 [9] (0:10.93)	0:22.94 [9] (0:11.03)	0:11.91 [8] (0:11.91)	3.3L	0:33.87 +1
6	10	LITTLE MISS BELLE Chelsea Baker	5	68.7	0:07.15	1:04.12 [6] (0:07.15)	0:56.97 [1] (0:10.87)	0:46.10 [1] (0:11.33)	0:34.77 [1] (0:11.06)	0:23.71 [1] (0:11.29)	0:12.42 [1] (0:12.42)	4.04L	0:34.77 -3
7	2	ALLOCATE Adam Sewell	9	69.5	0:07.27	1:04.52 [7] (0:07.27)	0:57.25 [4] (0:10.75)	0:46.50 [2] (0:11.45)	0:35.05 [3] (0:11.02)	0:24.03 [2] (0:11.32)	0:12.71 [3] (0:12.71)	6.35L	0:35.05 +7
8	3	RUBUNKAR McKenzie Apel	10	67.7	0:07.37	1:04.56 [8] (0:07.37)	0:57.19 [6] (0:11.08)	0:46.11 [7] (0:11.24)	0:34.87 [5] (0:11.17)	0:23.70 [6] (0:11.28)	0:12.42 [9] (0:12.42)	6.6L	0:34.87 +5
9	7	SNAZZY SNITZEL Tasha Chambers	2	68.7	0:07.19	1:04.62 [9] (0:07.19)	0:57.43 [2] (0:10.93)	0:46.50 [3] (0:11.34)	0:35.16 [2] (0:11.11)	0:24.05 [3] (0:11.33)	0:12.72 [6] (0:12.72)	6.94L	0:35.16 +2
10	6	LYNRIC LASS Raul Silvera Olivera	6	67.5	0:07.28	1:05.32 [10] (0:07.28)	0:58.04 [5] (0:11.13)	0:46.91 [5] (0:11.59)	0:35.32 [8] (0:11.12)	0:24.20 [10] (0:11.50)	0:12.70 [10] (0:12.70)	11.08L	0:35.32 +3

Scratched: Llama Charmer (#5)

[ ] Ranking at each section and finish  
 -:-:- No data available at this section  
 NA No data available

SCN Saddle cloth number  
 DNF Did not finish  
 DNT Did not track



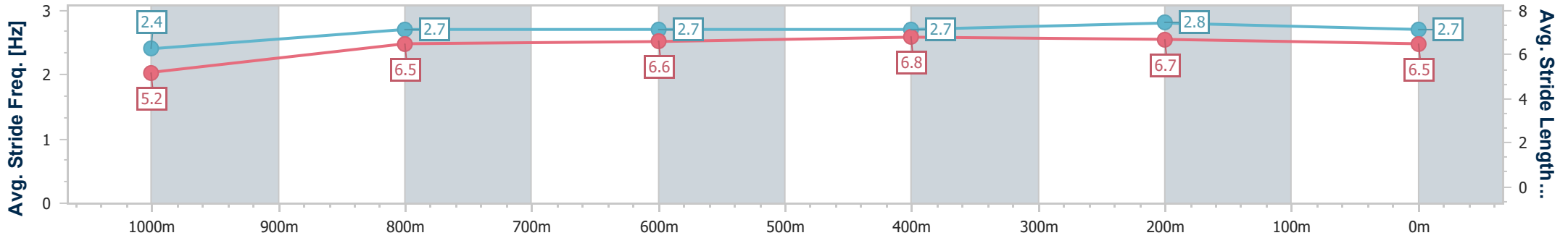
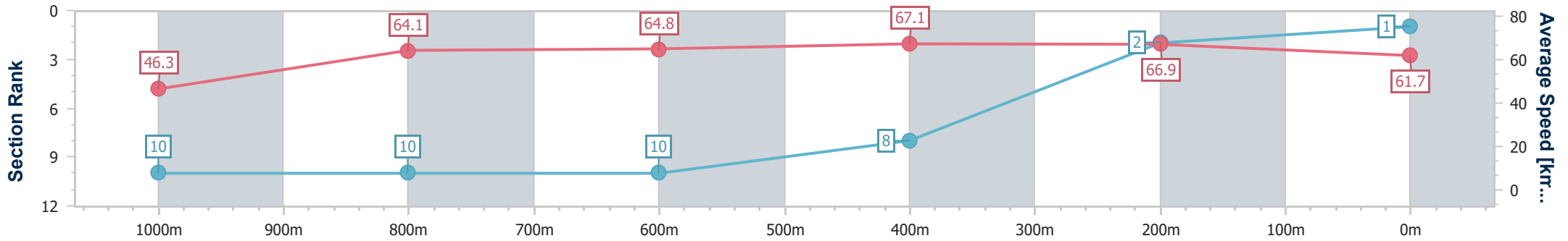
Horse/Jockey Name	Andiron
Final Rank	1
Fastest Section Time (Section)	0:07.79 (Overall)
Top Speed [km/h] (Section)	67.9 (600m)
Race State	Finished



Rockhampton QLD Professional  
 Race 5: Frenchville Sports Club BM58 Handicap - 1100m  
 19 November 2024 - 16:15  
 Track Rating: Good 4, Weather: Fine, Rail Position: +4.5m Entire



Section	Overall	1000m	800m	600m	400m	200m
Section Times	1:03.44 [1] (0:07.79)	0:55.65 [10] (0:11.23)	0:44.42 [10] (0:11.25)	0:33.17 [10] (0:10.74)	0:22.43 [8] (0:10.77)	0:11.66 [2] (0:11.66)
Average Speed [km/h]	46.3	64.1	64.8	67.1	66.9	61.7
Top Speed [km/h]	60.4	65.7	65.8	67.9	67.8	65.9
Avg. Dist. to Rail [m]	8.6	0.7	1.6	4.0	7.7	9.8
Avg. Stride Freq. [Hz]	2.4	2.7	2.7	2.7	2.8	2.7
Avg. Stride Length [m]	5.2	6.5	6.6	6.8	6.7	6.5



- [ ] Ranking at each section and finish
- .-.- No data available at this section
- NA No data available



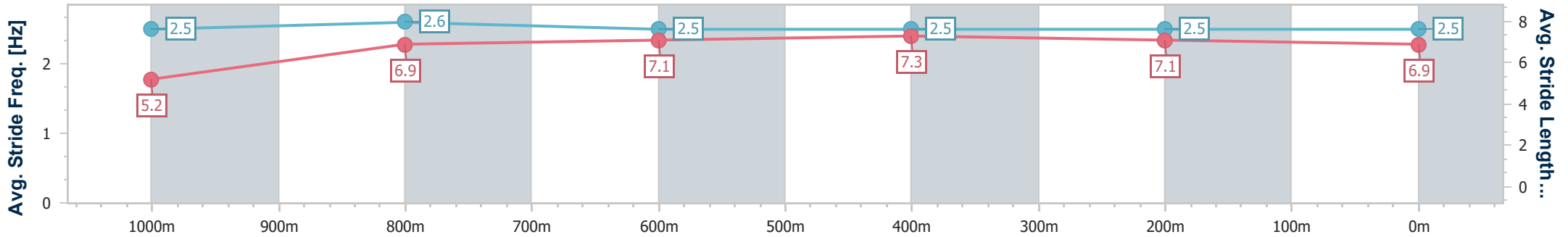
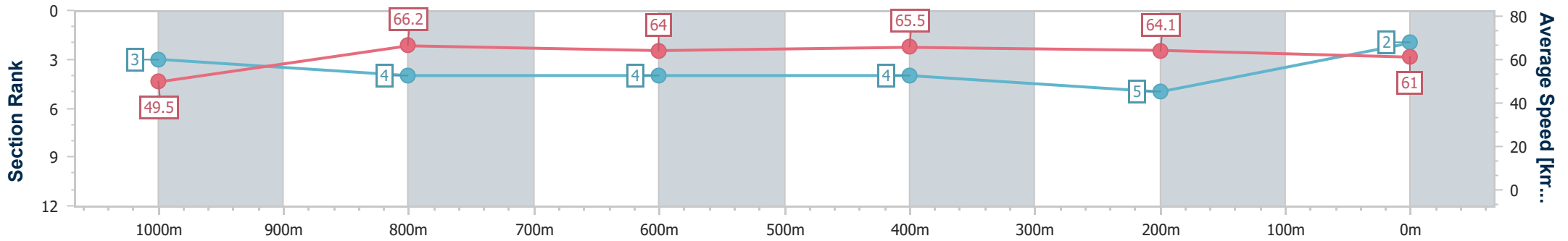
Horse/Jockey Name	Lets Dance Jandy
Final Rank	2
Fastest Section Time (Section)	0:07.27 (Overall)
Top Speed [km/h] (Section)	68.0 (1000m)
Race State	Finished



Rockhampton QLD Professional  
 Race 5: Frenchville Sports Club BM58 Handicap - 1100m  
 19 November 2024 - 16:15  
 Track Rating: Good 4, Weather: Fine, Rail Position: +4.5m Entire



Section	Overall	1000m	800m	600m	400m	200m
Section Times	1:03.68 [2] (0:07.27)	0:56.41 [3] (0:11.01)	0:45.40 [4] (0:11.38)	0:34.02 [4] (0:10.99)	0:23.03 [4] (0:11.23)	0:11.80 [5] (0:11.80)
Average Speed [km/h]	49.5	66.2	64.0	65.5	64.1	61.0
Top Speed [km/h]	65.1	68.0	64.9	66.5	66.5	64.7
Avg. Dist. to Rail [m]	8.5	2.5	1.5	1.4	4.3	5.0
Avg. Stride Freq. [Hz]	2.5	2.6	2.5	2.5	2.5	2.5
Avg. Stride Length [m]	5.2	6.9	7.1	7.3	7.1	6.9



- [ ] Ranking at each section and finish
- .-.- No data available at this section
- NA No data available



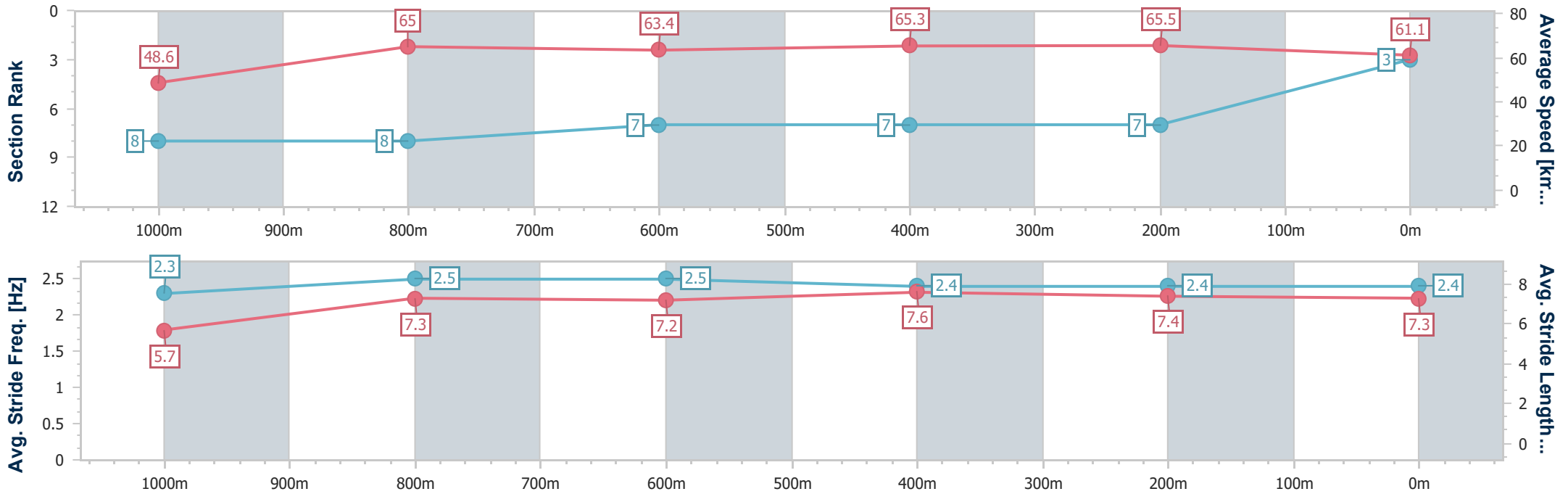
Horse/Jockey Name	Sundara
Final Rank	3
Fastest Section Time (Section)	0:07.42 (Overall)
Top Speed [km/h] (Section)	67.0 (400m)
Race State	Finished



Rockhampton QLD Professional  
 Race 5: Frenchville Sports Club BM58 Handicap - 1100m  
 19 November 2024 - 16:15  
 Track Rating: Good 4, Weather: Fine, Rail Position: +4.5m Entire



Section	Overall	1000m	800m	600m	400m	200m
Section Times	1:03.71 [3] (0:07.42)	0:56.29 [8] (0:11.03)	0:45.26 [8] (0:11.44)	0:33.82 [7] (0:11.05)	0:22.77 [7] (0:10.99)	0:11.78 [7] (0:11.78)
Average Speed [km/h]	48.6	65.0	63.4	65.3	65.5	61.1
Top Speed [km/h]	62.1	65.7	65.7	67.0	67.0	64.5
Avg. Dist. to Rail [m]	4.8	1.0	1.7	5.1	7.9	8.6
Avg. Stride Freq. [Hz]	2.3	2.5	2.5	2.4	2.4	2.4
Avg. Stride Length [m]	5.7	7.3	7.2	7.6	7.4	7.3



- [ ] Ranking at each section and finish
- .-.- No data available at this section
- NA No data available



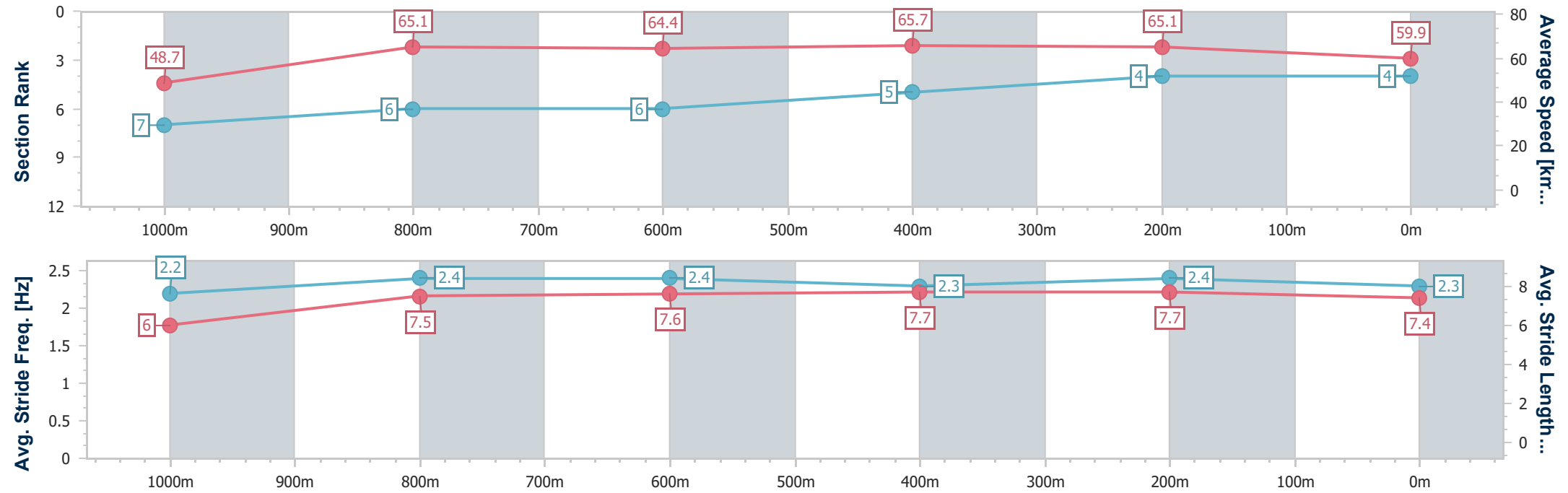
Horse/Jockey Name	Cumin Spinner
Final Rank	4
Fastest Section Time (Section)	0:07.41 (Overall)
Top Speed [km/h] (Section)	67.1 (600m)
Race State	Finished



Rockhampton QLD Professional  
 Race 5: Frenchville Sports Club BM58 Handicap - 1100m  
 19 November 2024 - 16:15  
 Track Rating: Good 4, Weather: Fine, Rail Position: +4.5m Entire



Section	Overall	1000m	800m	600m	400m	200m
Section Times	1:03.87 [4] (0:07.41)	0:56.46 [7] (0:11.02)	0:45.44 [6] (0:11.39)	0:34.05 [6] (0:10.98)	0:23.07 [5] (0:11.07)	0:12.00 [4] (0:12.00)
Average Speed [km/h]	48.7	65.1	64.4	65.7	65.1	59.9
Top Speed [km/h]	62.5	66.4	66.3	67.1	66.7	64.6
Avg. Dist. to Rail [m]	1.6	0.9	2.6	4.2	6.5	6.6
Avg. Stride Freq. [Hz]	2.2	2.4	2.4	2.3	2.4	2.3
Avg. Stride Length [m]	6.0	7.5	7.6	7.7	7.7	7.4



- [ ] Ranking at each section and finish
- .-.- No data available at this section
- NA No data available



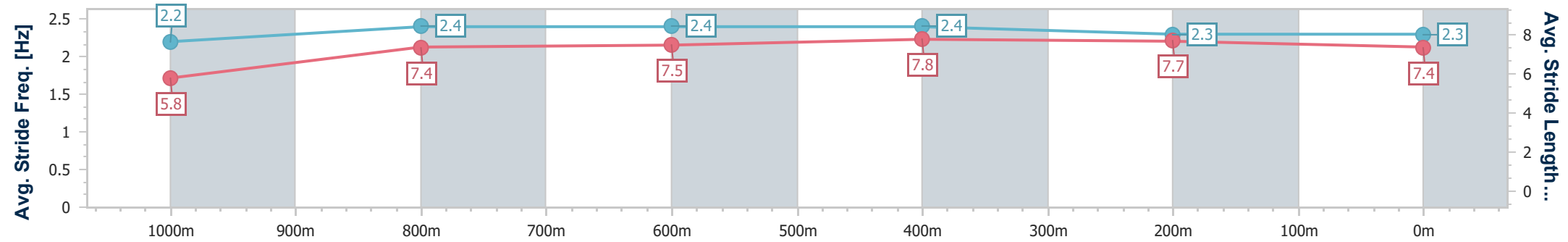
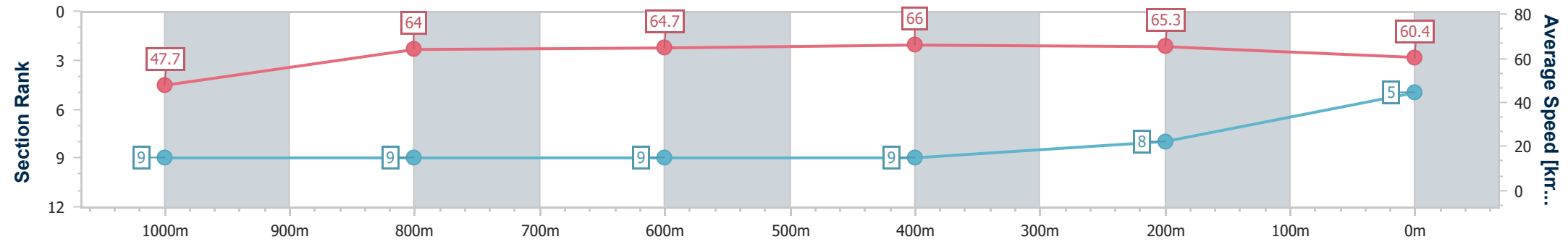
Horse/Jockey Name	Cavente
Final Rank	5
Fastest Section Time (Section)	0:07.58 (Overall)
Top Speed [km/h] (Section)	66.7 (600m)
Race State	Finished



Rockhampton QLD Professional  
 Race 5: Frenchville Sports Club BM58 Handicap - 1100m  
 19 November 2024 - 16:15  
 Track Rating: Good 4, Weather: Fine, Rail Position: +4.5m Entire



Section	Overall	1000m	800m	600m	400m	200m
Section Times	1:04.00 [5] (0:07.58)	0:56.42 [9] (0:11.23)	0:45.19 [9] (0:11.32)	0:33.87 [9] (0:10.93)	0:22.94 [9] (0:11.03)	0:11.91 [8]
Average Speed [km/h]	47.7	64.0	64.7	66.0	65.3	60.4
Top Speed [km/h]	60.6	65.5	65.8	66.7	66.5	62.8
Avg. Dist. to Rail [m]	3.8	0.8	2.2	3.5	4.1	8.3
Avg. Stride Freq. [Hz]	2.2	2.4	2.4	2.4	2.3	2.3
Avg. Stride Length [m]	5.8	7.4	7.5	7.8	7.7	7.4



- [ ] Ranking at each section and finish
- .-.- No data available at this section
- NA No data available



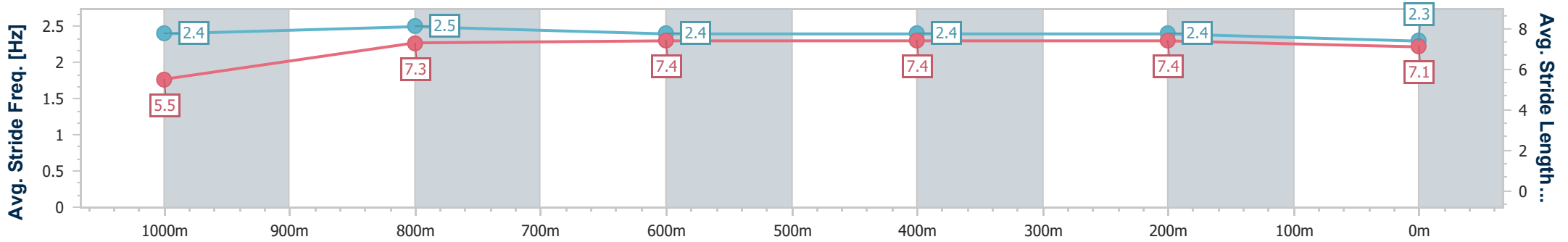
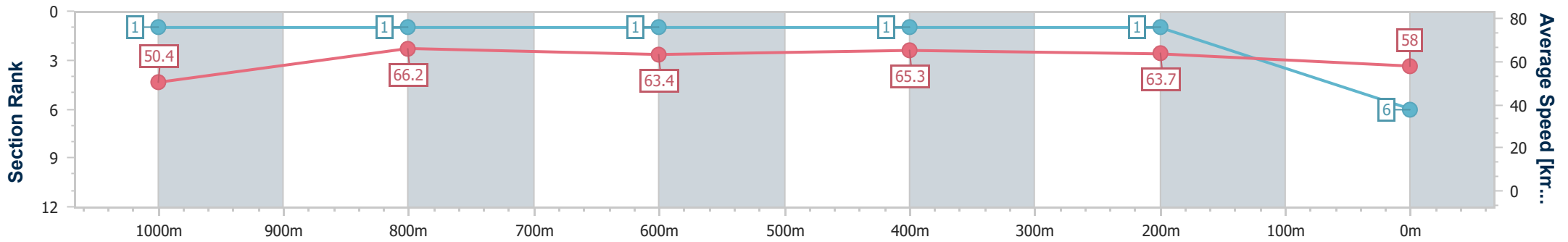
Horse/Jockey Name	Little Miss Belle
Final Rank	6
Fastest Section Time (Section)	0:07.15 (Overall)
Top Speed [km/h] (Section)	68.7 (1000m)
Race State	Finished



Rockhampton QLD Professional  
 Race 5: Frenchville Sports Club BM58 Handicap - 1100m  
 19 November 2024 - 16:15  
 Track Rating: Good 4, Weather: Fine, Rail Position: +4.5m Entire



Section	Overall	1000m	800m	600m	400m	200m
Section Times	1:04.12 [6] (0:07.15)	0:56.97 [1] (0:10.87)	0:46.10 [1] (0:11.33)	0:34.77 [1] (0:11.06)	0:23.71 [1] (0:11.29)	0:12.42 [1] (0:12.42)
Average Speed [km/h]	50.4	66.2	63.4	65.3	63.7	58.0
Top Speed [km/h]	65.8	68.7	65.8	66.4	65.6	62.1
Avg. Dist. to Rail [m]	5.7	0.5	1.2	2.1	2.8	4.9
Avg. Stride Freq. [Hz]	2.4	2.5	2.4	2.4	2.4	2.3
Avg. Stride Length [m]	5.5	7.3	7.4	7.4	7.4	7.1



- [ ] Ranking at each section and finish
- .-.- No data available at this section
- NA No data available



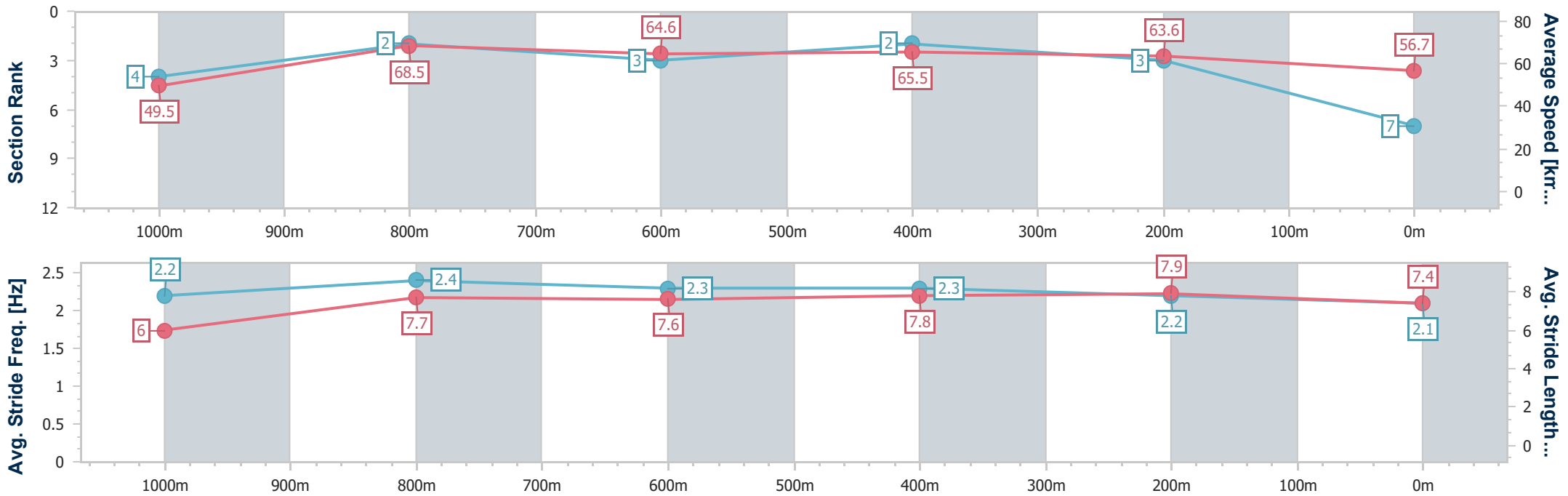
Horse/Jockey Name	Allocate
Final Rank	7
Fastest Section Time (Section)	0:07.27 (Overall)
Top Speed [km/h] (Section)	69.5 (1000m)
Race State	Finished



Rockhampton QLD Professional  
 Race 5: Frenchville Sports Club BM58 Handicap - 1100m  
 19 November 2024 - 16:15  
 Track Rating: Good 4, Weather: Fine, Rail Position: +4.5m Entire



Section	Overall	1000m	800m	600m	400m	200m
Section Times	1:04.52 [7] (0:07.27)	0:57.25 [4] (0:10.75)	0:46.50 [2] (0:11.45)	0:35.05 [3] (0:11.02)	0:24.03 [2] (0:11.32)	0:12.71 [3] (0:12.71)
Average Speed [km/h]	49.5	68.5	64.6	65.5	63.6	56.7
Top Speed [km/h]	64.9	69.5	66.7	66.2	65.7	60.8
Avg. Dist. to Rail [m]	9.7	4.3	3.7	3.5	4.2	5.5
Avg. Stride Freq. [Hz]	2.2	2.4	2.3	2.3	2.2	2.1
Avg. Stride Length [m]	6.0	7.7	7.6	7.8	7.9	7.4



- [ ] Ranking at each section and finish
- .-.- No data available at this section
- NA No data available





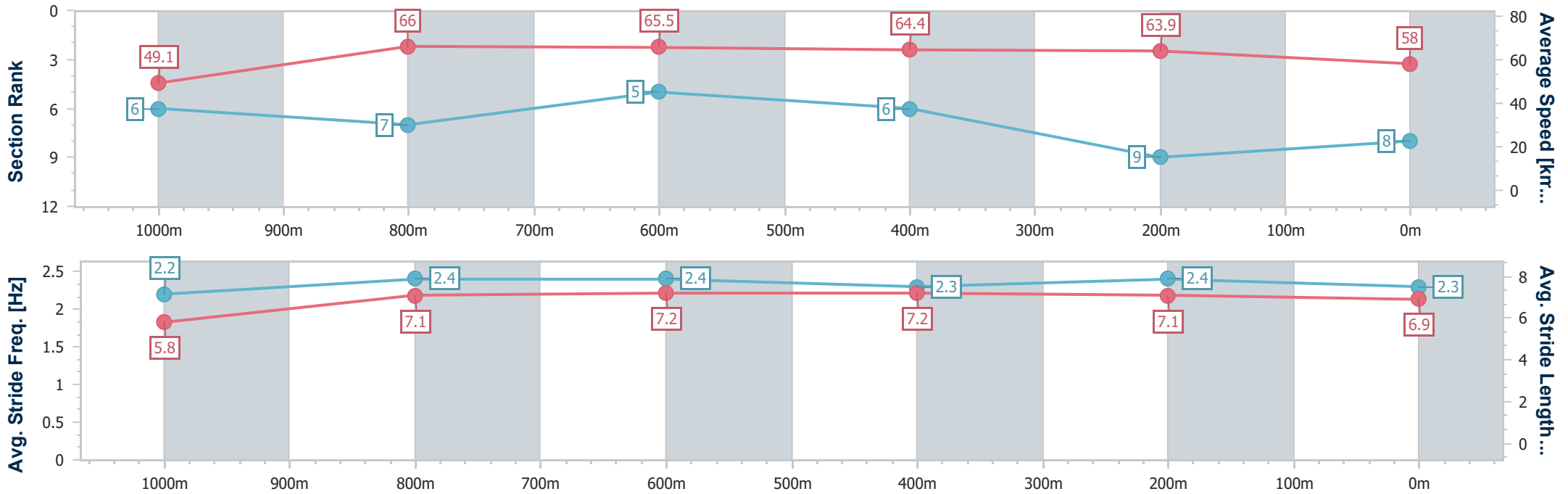
Horse/Jockey Name	Rubunkar
Final Rank	8
Fastest Section Time (Section)	0:07.37 (Overall)
Top Speed [km/h] (Section)	67.7 (800m)
Race State	Finished



Rockhampton QLD Professional  
 Race 5: Frenchville Sports Club BM58 Handicap - 1100m  
 19 November 2024 - 16:15  
 Track Rating: Good 4, Weather: Fine, Rail Position: +4.5m Entire



Section	Overall	1000m	800m	600m	400m	200m
Section Times	1:04.56 [8] (0:07.37)	0:57.19 [6] (0:11.08)	0:46.11 [7] (0:11.24)	0:34.87 [5] (0:11.17)	0:23.70 [6] (0:11.28)	0:12.42 [9] (0:12.42)
Average Speed [km/h]	49.1	66.0	65.5	64.4	63.9	58.0
Top Speed [km/h]	63.7	67.1	67.7	65.8	65.9	61.7
Avg. Dist. to Rail [m]	10.8	3.7	2.8	2.8	4.7	6.9
Avg. Stride Freq. [Hz]	2.2	2.4	2.4	2.3	2.4	2.3
Avg. Stride Length [m]	5.8	7.1	7.2	7.2	7.1	6.9



- [ ] Ranking at each section and finish
- .-.- No data available at this section
- NA No data available



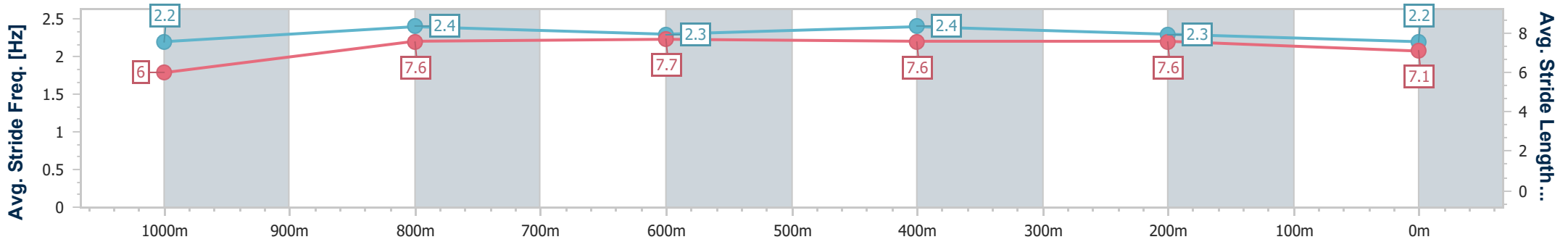
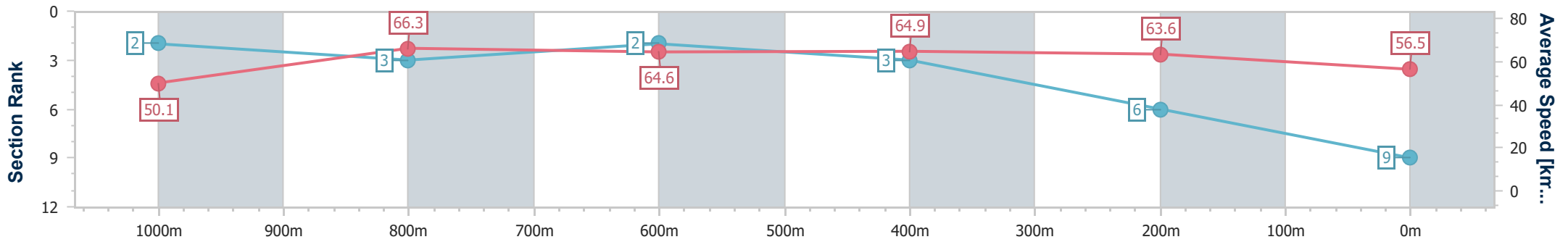
Horse/Jockey Name	Snazzy Snitzel
Final Rank	9
Fastest Section Time (Section)	0:07.19 (Overall)
Top Speed [km/h] (Section)	68.7 (1000m)
Race State	Finished



Rockhampton QLD Professional  
 Race 5: Frenchville Sports Club BM58 Handicap - 1100m  
 19 November 2024 - 16:15  
 Track Rating: Good 4, Weather: Fine, Rail Position: +4.5m Entire



Section	Overall	1000m	800m	600m	400m	200m
Section Times	1:04.62 [9] (0:07.19)	0:57.43 [2] (0:10.93)	0:46.50 [3] (0:11.34)	0:35.16 [2] (0:11.11)	0:24.05 [3] (0:11.33)	0:12.72 [6] (0:12.72)
Average Speed [km/h]	50.1	66.3	64.6	64.9	63.6	56.5
Top Speed [km/h]	64.8	68.7	66.3	67.4	66.1	60.6
Avg. Dist. to Rail [m]	2.9	1.1	2.3	2.2	3.7	4.3
Avg. Stride Freq. [Hz]	2.2	2.4	2.3	2.4	2.3	2.2
Avg. Stride Length [m]	6.0	7.6	7.7	7.6	7.6	7.1



- [ ] Ranking at each section and finish
- .-.- No data available at this section
- NA No data available



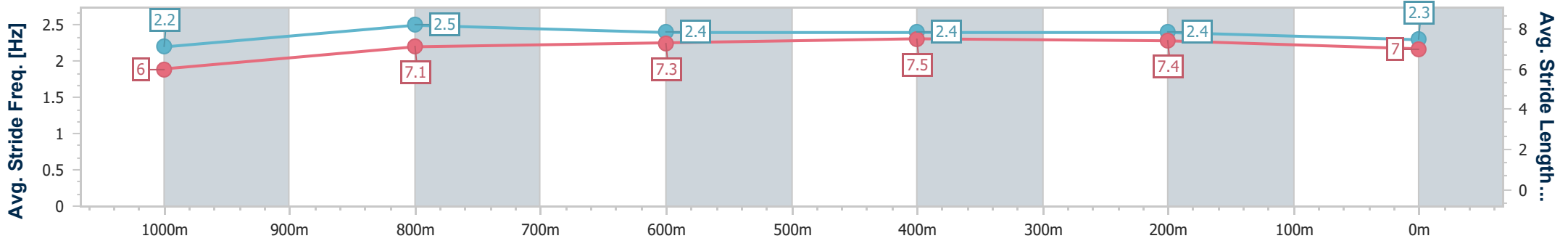
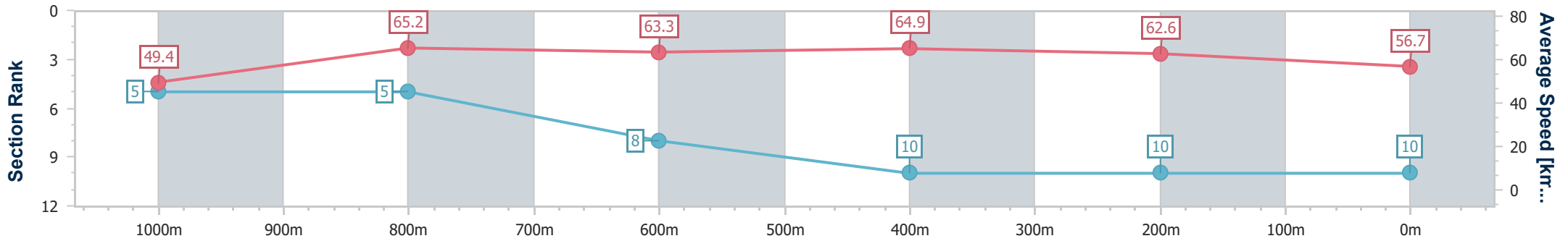
Horse/Jockey Name	Lynric Lass
Final Rank	10
Fastest Section Time (Section)	0:07.28 (Overall)
Top Speed [km/h] (Section)	67.5 (1000m)
Race State	Finished



Rockhampton QLD Professional  
 Race 5: Frenchville Sports Club BM58 Handicap - 1100m  
 19 November 2024 - 16:15  
 Track Rating: Good 4, Weather: Fine, Rail Position: +4.5m Entire



Section	Overall	1000m	800m	600m	400m	200m
Section Times	1:05.32 [10] (0:07.28)	0:58.04 [5] (0:11.13)	0:46.91 [5] (0:11.59)	0:35.32 [8] (0:11.12)	0:24.20 [10] (0:11.50)	0:12.70 [10] (0:12.70)
Average Speed [km/h]	49.4	65.2	63.3	64.9	62.6	56.7
Top Speed [km/h]	62.6	67.5	65.1	66.4	65.9	59.6
Avg. Dist. to Rail [m]	7.3	1.6	2.5	5.3	7.6	6.5
Avg. Stride Freq. [Hz]	2.2	2.5	2.4	2.4	2.4	2.3
Avg. Stride Length [m]	6.0	7.1	7.3	7.5	7.4	7.0



- [ ] Ranking at each section and finish
- .-.- No data available at this section
- NA No data available