

Track Rating: Good 4, Weather: Fine, Rail Position: +4.5m Entire

Section		Field Times											
Overall	1200m	1000m	800m	600m	400m	Last 600m							
1:17.62 (0:07.73)	1:09.89 (0:11.01)	0:58.88 (0:11.38)	0:47.50 (0:12.09)	0:35.41 (0:11.76)	0:23.65 (0:11.54)	0:35.41							
Rank	TAB	Horse/Jockey	Barrier	Top Speed [km/h]	Fastest Section	Overall	1200m	1000m	800m	600m	400m	Last 600m	Distance Travelled [m]
1	9	THE DARK SIDE Olivia Kendal	9	66.2 400m	0:08.00 Overall	1:17.62 [1] (0:08.00)	1:09.62 [9] (0:11.38)	0:58.24 [11] (0:11.70)	0:46.54 [11] (0:12.45)	0:34.09 [11] (0:11.24)	0:22.85 [12] (0:11.16)	0:34.09	
2	3	PEAKING TOM Warwick Satherley	11	66.0 1200m	0:07.91 Overall	1:17.64 [2] (0:07.91)	1:09.73 [6] (0:11.09)	0:58.64 [5] (0:11.55)	0:47.09 [4] (0:12.32)	0:34.77 [5] (0:11.47)	0:23.30 [5] (0:11.17)	0:34.77	-4
3	7	ROTHFURY Liv O'Donnell	5	65.9 600m	0:07.99 Overall	1:17.78 [3] (0:07.99)	1:09.79 [8] (0:11.18)	0:58.61 [7] (0:11.64)	0:46.97 [7] (0:12.24)	0:34.73 [7] (0:11.38)	0:23.35 [7] (0:11.40)	0:34.73	-6
4	2	JUST BINGO Georgina Cartwright	8	66.4 400m	0:08.14 Overall	1:17.82 [4] (0:08.14)	1:09.68 [12] (0:11.16)	0:58.52 [9] (0:11.68)	0:46.84 [9] (0:12.38)	0:34.46 [10] (0:11.32)	0:23.14 [10] (0:11.17)	0:34.46	-1
5	8	SOUTHAVEN Sean Cormack	13	66.5 1200m	0:07.81 Overall	1:18.03 [5] (0:07.81)	1:10.22 [3] (0:11.19)	0:59.03 [4] (0:11.64)	0:47.39 [5] (0:12.31)	0:35.08 [6] (0:11.22)	0:23.86 [3] (0:11.43)	0:35.08	-1
6	14	LITTLE TOWN FLASH Justin Stanley	6	66.9 1000m	0:08.11 Overall	1:18.41 [6] (0:08.11)	1:10.30 [11] (0:11.21)	0:59.09 [10] (0:11.68)	0:47.41 [10] (0:12.12)	0:35.29 [8] (0:11.29)	0:24.00 [6] (0:11.77)	0:35.29	-8
7	6	ARTHUR'S DREAM Tasha Chambers	2	65.4 1200m	0:07.82 Overall	1:18.64 [7] (0:07.82)	1:10.82 [4] (0:11.22)	0:59.60 [6] (0:11.64)	0:47.96 [6] (0:12.13)	0:35.83 [4] (0:11.47)	0:24.36 [4] (0:11.69)	0:35.83	-7
8	10	JUST LIKE ROSIE Jackson Murphy	3	67.5 1200m	0:07.81 Overall	1:18.89 [8] (0:07.81)	1:11.08 [2] (0:10.93)	1:00.15 [1] (0:11.38)	0:48.77 [1] (0:12.09)	0:36.68 [1] (0:11.76)	0:24.92 [1] (0:11.93)	0:36.68	-9
9	11	MAHTIKKAINSTINCT Michael Murphy	1	66.3 1200m	0:07.84 Overall	1:19.01 [9] (0:07.84)	1:11.17 [5] (0:11.02)	1:00.15 [3] (0:11.48)	0:48.67 [3] (0:12.24)	0:36.43 [2] (0:11.51)	0:24.92 [2] (0:11.67)	0:36.43	-6
10	5	YONAKA Adam Sewell	12	66.1 600m	0:07.97 Overall	1:19.03 [10] (0:07.97)	1:11.06 [7] (0:11.50)	0:59.56 [12] (0:11.77)	0:47.79 [12] (0:12.34)	0:35.45 [12] (0:11.12)	0:24.33 [11] (0:11.66)	0:35.45	-1

Scratched: Potestas (#4)



Rockhampton QLD Professional

Race 4: LJ Hooker QTIS Maiden Plate - 1300m

19 November 2024 - 15:40



Track Rating: Good 4, Weather: Fine, Rail Position: +4.5m Entire

Section	Overall	1200m	1000m	800m	600m	400m	Last 600m
Field Times	1:17.62 (0:07.73)	1:09.89 (0:11.01)	0:58.88 (0:11.38)	0:47.50 (0:12.09)	0:35.41 (0:11.76)	0:23.65 (0:11.54)	0:35.41

Rank	TAB	Horse/Jockey	Barrier	Top Speed [km/h]	Fastest Section	Overall	1200m	1000m	800m	600m	400m	Last 600m	Distance Travelled [m]
11	12	NGAHLI Chelsea Baker	7	64.9 1000m	0:08.44 Overall	1:19.12 [11] (0:08.44)	1:10.68 [13] (0:11.27)	0:59.41 [13] (0:11.73)	0:47.68 [13] (0:12.18)	0:35.50 [13] (0:11.55)	0:23.95 [13] (0:11.30)	0:35.50	-8
12	13	POPPY'S PRIDE Raul Silvera Olivera	4	66.0 1200m	0:07.73 Overall	1:19.23 [12] (0:07.73)	1:11.50 [1] (0:11.01)	1:00.49 [2] (0:11.57)	0:48.92 [2] (0:12.46)	0:36.46 [3] (0:11.74)	0:24.72 [8] (0:11.80)	0:36.46	-4
13	1	BERAJONDO Ashley Butler	10	67.1 1200m	0:08.09 Overall	1:19.37 [13] (0:08.09)	1:11.28 [10] (0:11.19)	1:00.09 [8] (0:11.63)	0:48.46 [8] (0:12.24)	0:36.22 [9] (0:11.49)	0:24.73 [9] (0:11.77)	0:36.22	-3

Scratched: Potestas (#4)



Rockhampton QLD Professional

Race 4: LJ Hooker QTIS Maiden Plate - 1300m

19 November 2024 - 15:40



Track Rating: Good 4, Weather: Fine, Rail Position: +4.5m Entire

Section				200m				Last 600m	
Field Times				0:12.11 (0:12.11)				0:35.41	
Rank	TAB	Horse/Jockey	Barrier	Top Speed [km/h]	Fastest Section	Margin			Distance Travelled [m]
1	9	THE DARK SIDE Olivia Kendal	9	66.2 400m	0:08.00 Overall	0:11.69 [7] (0:11.69)	1:17.62		0:34.09
2	3	PEAKING TOM Warwick Satherley	11	66.0 1200m	0:07.91 Overall	0:12.13 [1] (0:12.13)	0.15L		0:34.77 -4
3	7	ROTHFURY Liv O'Donnell	5	65.9 600m	0:07.99 Overall	0:11.95 [4] (0:11.95)	0.95L		0:34.73 -6
4	2	JUST BINGO Georgina Cartwright	8	66.4 400m	0:08.14 Overall	0:11.97 [5] (0:11.97)	1.16L		0:34.46 -1
5	8	SOUTHAVEN Sean Cormack	13	66.5 1200m	0:07.81 Overall	0:12.43 [2] (0:12.43)	2.4L		0:35.08 -1
6	14	LITTLE TOWN FLASH Justin Stanley	6	66.9 1000m	0:08.11 Overall	0:12.23 [9] (0:12.23)	4.66L		0:35.29 -8
7	6	ARTHUR'S DREAM Tasha Chambers	2	65.4 1200m	0:07.82 Overall	0:12.67 [8] (0:12.67)	5.99L		0:35.83 -7
8	10	JUST LIKE ROSIE Jackson Murphy	3	67.5 1200m	0:07.81 Overall	0:12.99 [6] (0:12.99)	7.49L		0:36.68 -9
9	11	MAHTIKKAINSTINCT Michael Murphy	1	66.3 1200m	0:07.84 Overall	0:13.25 [3] (0:13.25)	8.18L		0:36.43 -6
10	5	YONAKA Adam Sewell	12	66.1 600m	0:07.97 Overall	0:12.67 [11] (0:12.67)	8.32L		0:35.45 -1

Scratched: Potestas (#4)

[] Ranking at each section and finish
 -:-:- No data available at this section
 NA No data available

SCN Saddle cloth number
 DNF Did not finish
 DNT Did not track



Rockhampton QLD Professional
Race 4: LJ Hooker QTIS Maiden Plate - 1300m
19 November 2024 - 15:40



Track Rating: Good 4, Weather: Fine, Rail Position: +4.5m Entire

Section				200m				Last 600m	
Field Times				0:12.11 (0:12.11)				0:35.41	
Rank	TAB	Horse/Jockey	Barrier	Top Speed [km/h]	Fastest Section	Margin			Distance Travelled [m]
11	12	NGAHLI Chelsea Baker	7	64.9 1000m	0:08.44 Overall	0:12.65 [13] (0:12.65)	8.85L		0:35.50 -8
12	13	POPPY'S PRIDE Raul Silvera Olivera	4	66.0 1200m	0:07.73 Overall	0:12.92 [10] (0:12.92)	9.5L		0:36.46 -4
13	1	BERAJONDO Ashley Butler	10	67.1 1200m	0:08.09 Overall	0:12.96 [12] (0:12.96)	10.32L		0:36.22 -3

Scratched: Potestas (#4)

[] Ranking at each section and finish
 -:-:-:- No data available at this section
 NA No data available

SCN Saddle cloth number
 DNF Did not finish
 DNT Did not track



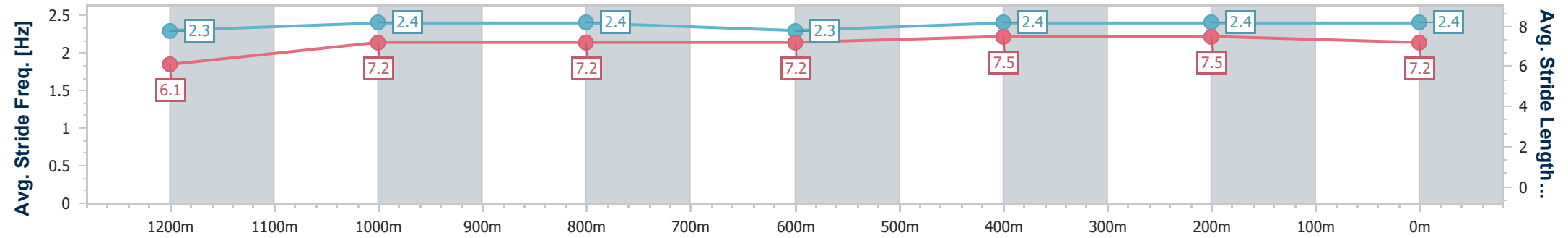
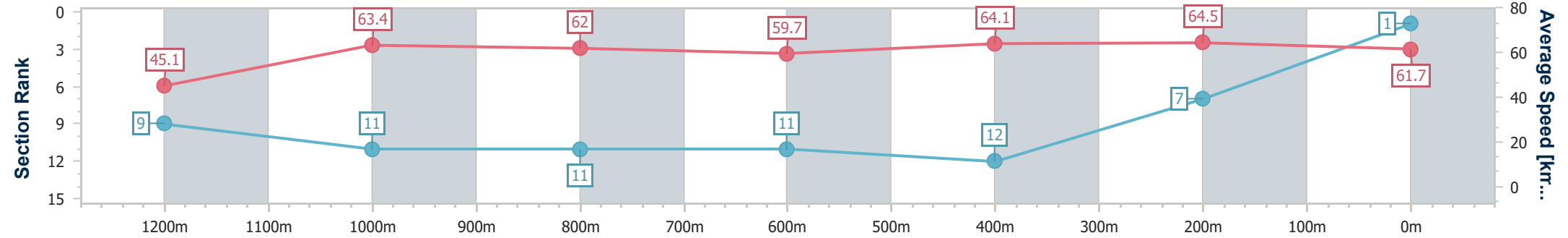
Horse/Jockey Name	The Dark Side
Final Rank	1
Fastest Section Time (Section)	0:08.00 (Overall)
Top Speed [km/h] (Section)	66.2 (400m)
Race State	Finished



Rockhampton QLD Professional
 Race 4: LJ Hooker QTIS Maiden Plate - 1300m
 19 November 2024 - 15:40
 Track Rating: Good 4, Weather: Fine, Rail Position: +4.5m Entire



Section	Overall	1200m	1000m	800m	600m	400m	200m
Section Times	1:17.62 [1] (0:08.00)	1:09.62 [9] (0:11.38)	0:58.24 [11] (0:11.70)	0:46.54 [11] (0:12.45)	0:34.09 [11] (0:11.24)	0:22.85 [12] (0:11.16)	0:11.69 [7]
Average Speed [km/h]	45.1	63.4	62.0	59.7	64.1	64.5	61.7
Top Speed [km/h]	62.3	65.6	64.9	61.5	65.5	66.2	64.5
Avg. Dist. to Rail [m]	5.6	1.6	1.1	3.9	3.1	5.9	8.3
Avg. Stride Freq. [Hz]	2.3	2.4	2.4	2.3	2.4	2.4	2.4
Avg. Stride Length [m]	6.1	7.2	7.2	7.2	7.5	7.5	7.2



- [] Ranking at each section and finish
- .-.- No data available at this section
- NA No data available



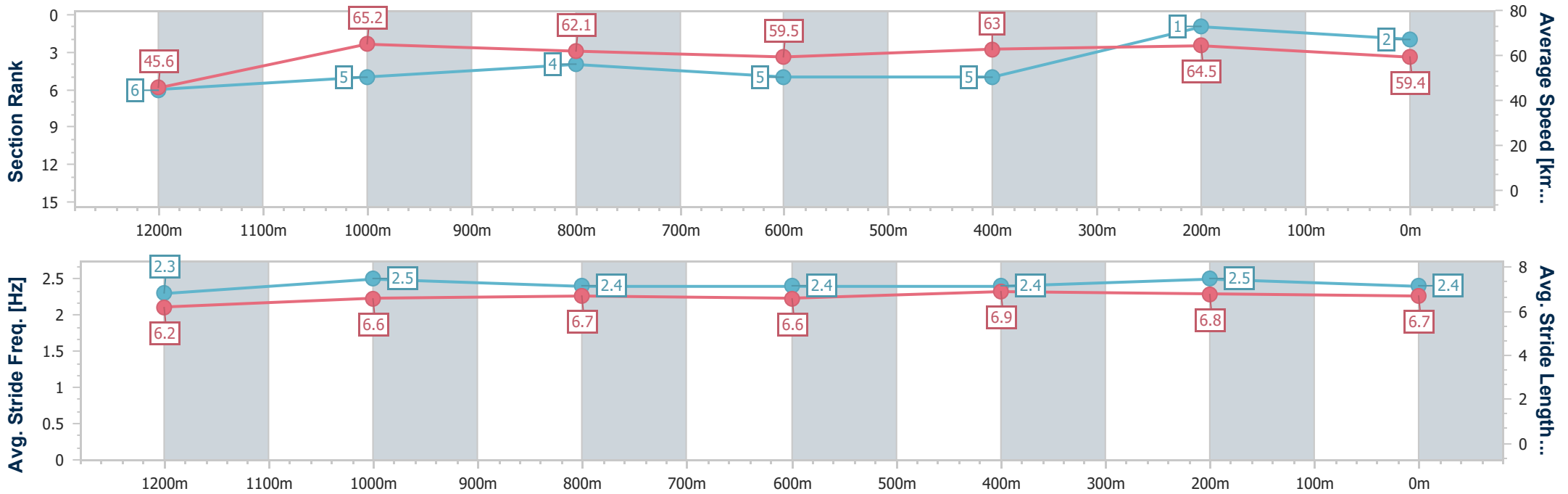
Horse/Jockey Name	Peaking Tom
Final Rank	2
Fastest Section Time (Section)	0:07.91 (Overall)
Top Speed [km/h] (Section)	66.0 (1200m)
Race State	Finished



Rockhampton QLD Professional
 Race 4: LJ Hooker QTIS Maiden Plate - 1300m
 19 November 2024 - 15:40
 Track Rating: Good 4, Weather: Fine, Rail Position: +4.5m Entire



Section	Overall	1200m	1000m	800m	600m	400m	200m
Section Times	1:17.64 [2] (0:07.91)	1:09.73 [6] (0:11.09)	0:58.64 [5] (0:11.55)	0:47.09 [4] (0:12.32)	0:34.77 [5] (0:11.47)	0:23.30 [5] (0:11.17)	0:12.13 [1] (0:12.13)
Average Speed [km/h]	45.6	65.2	62.1	59.5	63.0	64.5	59.4
Top Speed [km/h]	62.4	66.0	65.6	61.1	65.0	65.0	62.9
Avg. Dist. to Rail [m]	8.0	2.8	0.3	2.0	4.1	6.3	6.6
Avg. Stride Freq. [Hz]	2.3	2.5	2.4	2.4	2.4	2.5	2.4
Avg. Stride Length [m]	6.2	6.6	6.7	6.6	6.9	6.8	6.7



- [] Ranking at each section and finish
- .-.- No data available at this section
- NA No data available



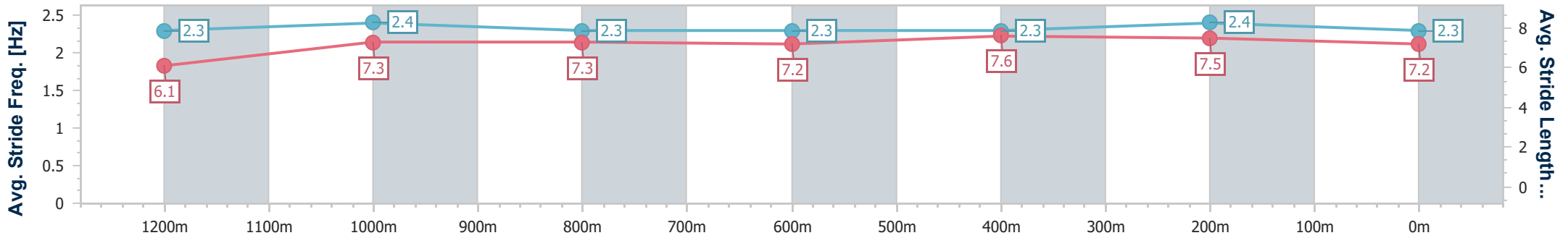
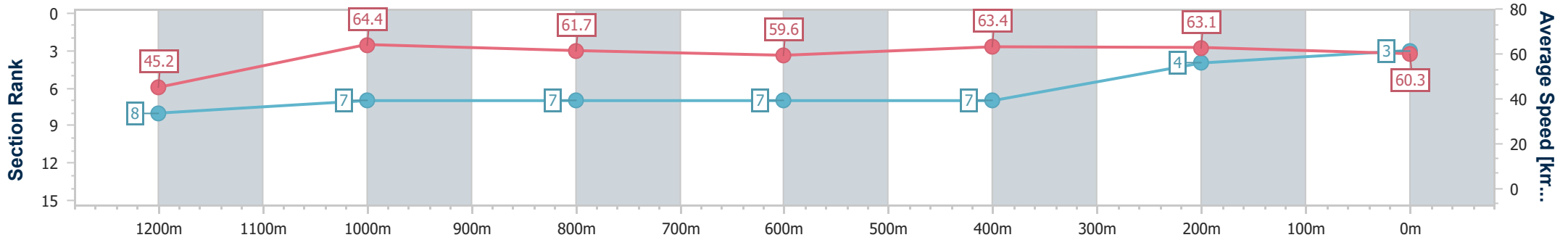
Horse/Jockey Name	Rothfury
Final Rank	3
Fastest Section Time (Section)	0:07.99 (Overall)
Top Speed [km/h] (Section)	65.9 (600m)
Race State	Finished



Rockhampton QLD Professional
 Race 4: LJ Hooker QTIS Maiden Plate - 1300m
 19 November 2024 - 15:40
 Track Rating: Good 4, Weather: Fine, Rail Position: +4.5m Entire



Section	Overall	1200m	1000m	800m	600m	400m	200m
Section Times	1:17.78 [3] (0:07.99)	1:09.79 [8] (0:11.18)	0:58.61 [7] (0:11.64)	0:46.97 [7] (0:12.24)	0:34.73 [7] (0:11.38)	0:23.35 [7] (0:11.40)	0:11.95 [4]
Average Speed [km/h]	45.2	64.4	61.7	59.6	63.4	63.1	60.3
Top Speed [km/h]	61.6	65.3	64.7	61.4	65.9	65.8	62.9
Avg. Dist. to Rail [m]	3.3	1.0	0.3	1.8	2.7	4.4	5.9
Avg. Stride Freq. [Hz]	2.3	2.4	2.3	2.3	2.3	2.4	2.3
Avg. Stride Length [m]	6.1	7.3	7.3	7.2	7.6	7.5	7.2



- [] Ranking at each section and finish
- .-.- No data available at this section
- NA No data available



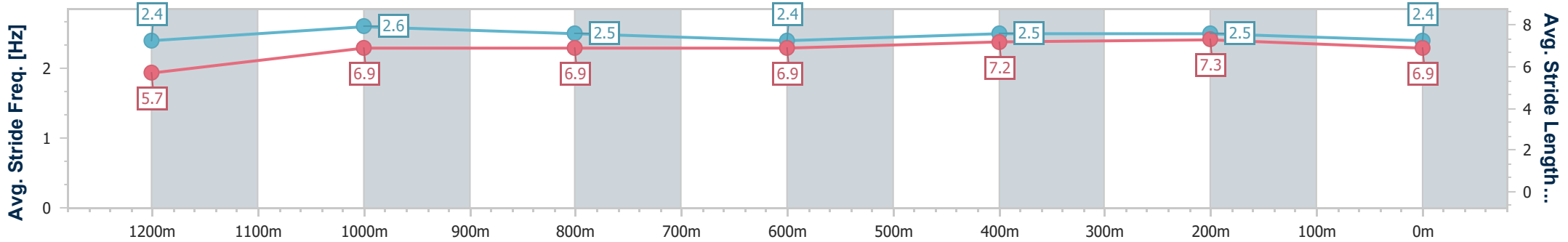
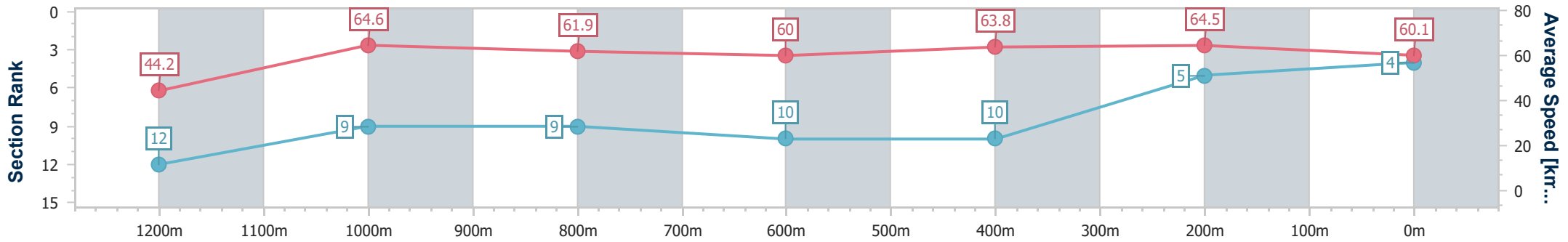
Horse/Jockey Name	Just Bingo
Final Rank	4
Fastest Section Time (Section)	0:08.14 (Overall)
Top Speed [km/h] (Section)	66.4 (400m)
Race State	Finished



Rockhampton QLD Professional
 Race 4: LJ Hooker QTIS Maiden Plate - 1300m
 19 November 2024 - 15:40
 Track Rating: Good 4, Weather: Fine, Rail Position: +4.5m Entire



Section	Overall	1200m	1000m	800m	600m	400m	200m
Section Times	1:17.82 [4] (0:08.14)	1:09.68 [12] (0:11.16)	0:58.52 [9] (0:11.68)	0:46.84 [9] (0:12.38)	0:34.46 [10] (0:11.32)	0:23.14 [10] (0:11.17)	0:11.97 [5]
Average Speed [km/h]	44.2	64.6	61.9	60.0	63.8	64.5	60.1
Top Speed [km/h]	59.9	65.8	65.6	62.4	65.1	66.4	62.3
Avg. Dist. to Rail [m]	5.6	1.0	1.3	4.0	2.4	4.2	7.8
Avg. Stride Freq. [Hz]	2.4	2.6	2.5	2.4	2.5	2.5	2.4
Avg. Stride Length [m]	5.7	6.9	6.9	6.9	7.2	7.3	6.9



- [] Ranking at each section and finish
- .-.- No data available at this section
- NA No data available



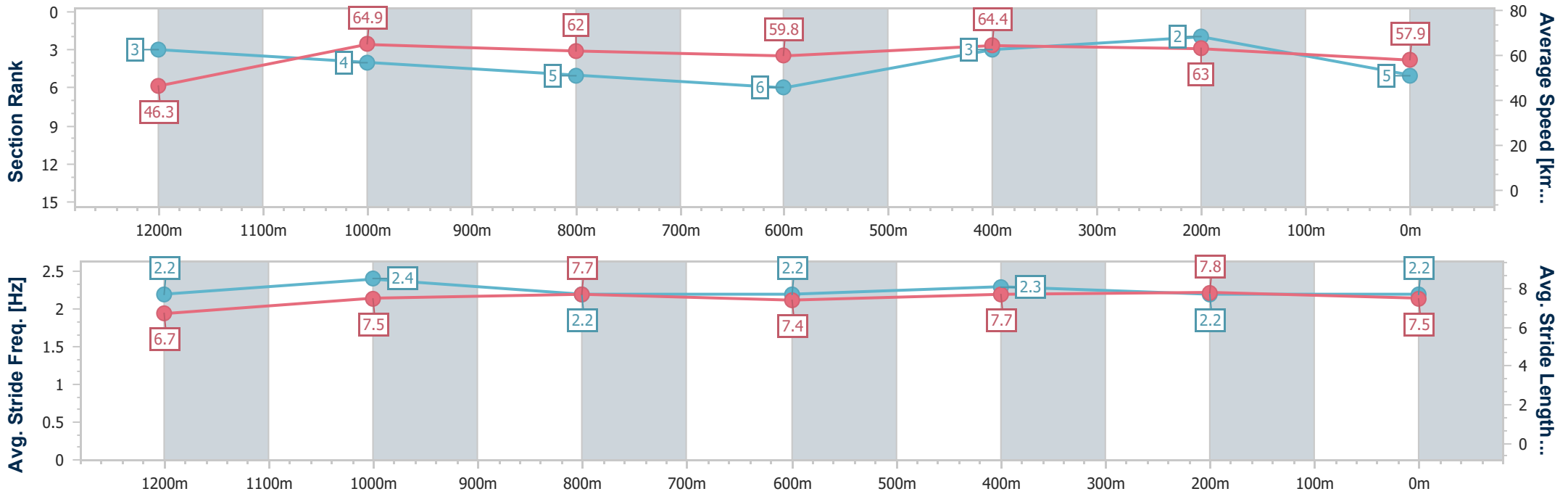
Horse/Jockey Name	Southaven
Final Rank	5
Fastest Section Time (Section)	0:07.81 (Overall)
Top Speed [km/h] (Section)	66.5 (1200m)
Race State	Finished



Rockhampton QLD Professional
 Race 4: LJ Hooker QTIS Maiden Plate - 1300m
 19 November 2024 - 15:40
 Track Rating: Good 4, Weather: Fine, Rail Position: +4.5m Entire



Section	Overall	1200m	1000m	800m	600m	400m	200m
Section Times	1:18.03 [5] (0:07.81)	1:10.22 [3] (0:11.19)	0:59.03 [4] (0:11.64)	0:47.39 [5] (0:12.31)	0:35.08 [6] (0:11.22)	0:23.86 [3] (0:11.43)	0:12.43 [2] (0:12.43)
Average Speed [km/h]	46.3	64.9	62.0	59.8	64.4	63.0	57.9
Top Speed [km/h]	61.6	66.5	64.8	61.9	65.5	64.1	60.8
Avg. Dist. to Rail [m]	10.5	4.7	0.9	3.0	4.6	4.0	4.6
Avg. Stride Freq. [Hz]	2.2	2.4	2.2	2.2	2.3	2.2	2.2
Avg. Stride Length [m]	6.7	7.5	7.7	7.4	7.7	7.8	7.5



- [] Ranking at each section and finish
- .-.- No data available at this section
- NA No data available



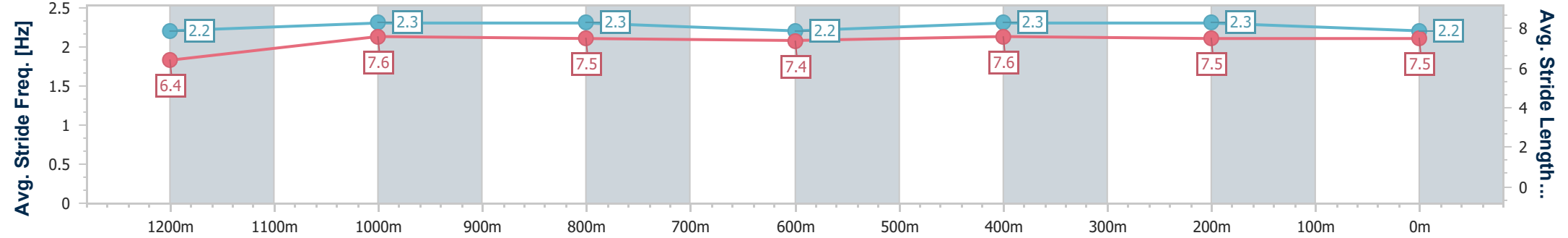
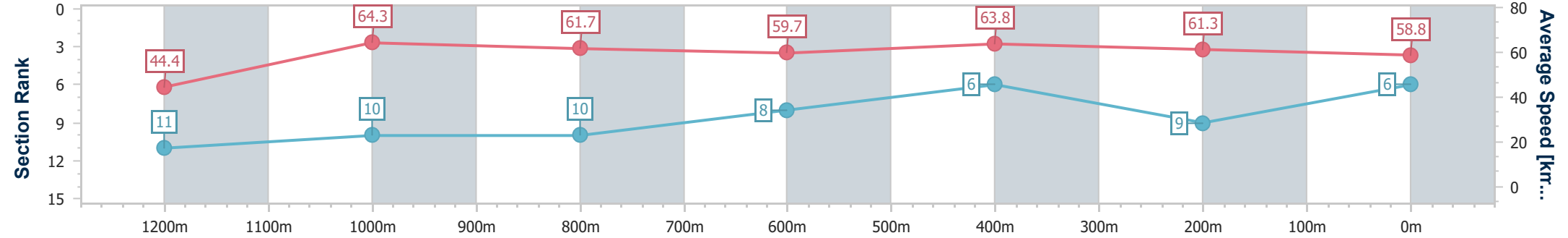
Horse/Jockey Name	Little Town Flash
Final Rank	6
Fastest Section Time (Section)	0:08.11 (Overall)
Top Speed [km/h] (Section)	66.9 (1000m)
Race State	Finished



Rockhampton QLD Professional
 Race 4: LJ Hooker QTIS Maiden Plate - 1300m
 19 November 2024 - 15:40
 Track Rating: Good 4, Weather: Fine, Rail Position: +4.5m Entire



Section	Overall	1200m	1000m	800m	600m	400m	200m
Section Times	1:18.41 [6] (0:08.11)	1:10.30 [11] (0:11.21)	0:59.09 [10] (0:11.68)	0:47.41 [10] (0:12.12)	0:35.29 [8] (0:11.29)	0:24.00 [6] (0:11.77)	0:12.23 [9] (0:12.23)
Average Speed [km/h]	44.4	64.3	61.7	59.7	63.8	61.3	58.8
Top Speed [km/h]	59.7	66.7	66.9	61.7	64.6	64.3	60.2
Avg. Dist. to Rail [m]	4.5	0.7	0.2	0.8	1.1	1.3	3.4
Avg. Stride Freq. [Hz]	2.2	2.3	2.3	2.2	2.3	2.3	2.2
Avg. Stride Length [m]	6.4	7.6	7.5	7.4	7.6	7.5	7.5



- [] Ranking at each section and finish
- .-.- No data available at this section
- NA No data available



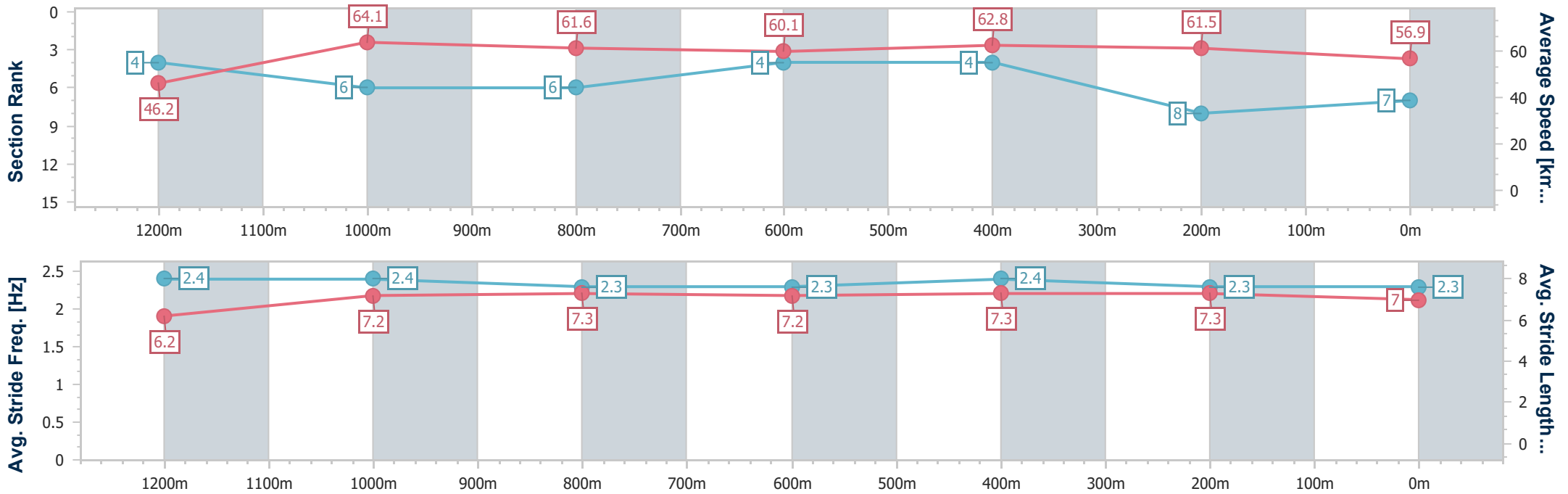
Horse/Jockey Name	Arthur's Dream
Final Rank	7
Fastest Section Time (Section)	0:07.82 (Overall)
Top Speed [km/h] (Section)	65.4 (1200m)
Race State	Finished



Rockhampton QLD Professional
 Race 4: LJ Hooker QTIS Maiden Plate - 1300m
 19 November 2024 - 15:40
 Track Rating: Good 4, Weather: Fine, Rail Position: +4.5m Entire



Section	Overall	1200m	1000m	800m	600m	400m	200m
Section Times	1:18.64 [7] (0:07.82)	1:10.82 [4] (0:11.22)	0:59.60 [6] (0:11.64)	0:47.96 [6] (0:12.13)	0:35.83 [4] (0:11.47)	0:24.36 [4] (0:11.69)	0:12.67 [8] (0:12.67)
Average Speed [km/h]	46.2	64.1	61.6	60.1	62.8	61.5	56.9
Top Speed [km/h]	63.2	65.4	64.2	61.0	63.9	63.3	58.6
Avg. Dist. to Rail [m]	0.8	0.2	0.8	1.5	3.0	3.3	6.4
Avg. Stride Freq. [Hz]	2.4	2.4	2.3	2.3	2.4	2.3	2.3
Avg. Stride Length [m]	6.2	7.2	7.3	7.2	7.3	7.3	7.0



- [] Ranking at each section and finish
- .-.- No data available at this section
- NA No data available



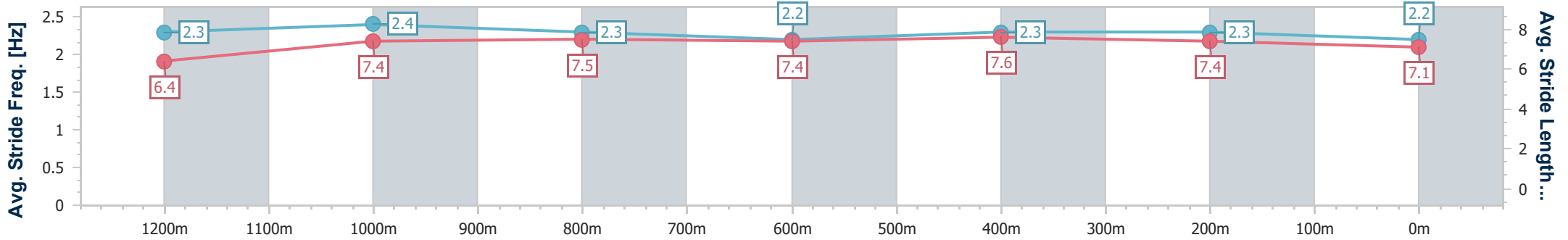
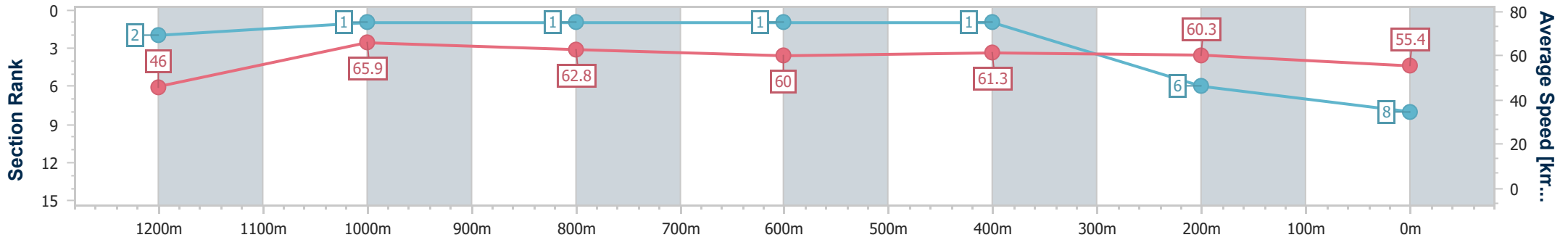
Horse/Jockey Name	Just Like Rosie
Final Rank	8
Fastest Section Time (Section)	0:07.81 (Overall)
Top Speed [km/h] (Section)	67.5 (1200m)
Race State	Finished



Rockhampton QLD Professional
 Race 4: LJ Hooker QTIS Maiden Plate - 1300m
 19 November 2024 - 15:40
 Track Rating: Good 4, Weather: Fine, Rail Position: +4.5m Entire



Section	Overall	1200m	1000m	800m	600m	400m	200m
Section Times	1:18.89 [8] (0:07.81)	1:11.08 [2] (0:10.93)	1:00.15 [1] (0:11.38)	0:48.77 [1] (0:12.09)	0:36.68 [1] (0:11.76)	0:24.92 [1] (0:11.93)	0:12.99 [6] (0:12.99)
Average Speed [km/h]	46.0	65.9	62.8	60.0	61.3	60.3	55.4
Top Speed [km/h]	63.3	67.5	66.2	60.7	62.1	62.1	58.6
Avg. Dist. to Rail [m]	1.3	0.5	1.1	1.3	2.9	2.0	2.1
Avg. Stride Freq. [Hz]	2.3	2.4	2.3	2.2	2.3	2.3	2.2
Avg. Stride Length [m]	6.4	7.4	7.5	7.4	7.6	7.4	7.1



- [] Ranking at each section and finish
- .-.- No data available at this section
- NA No data available



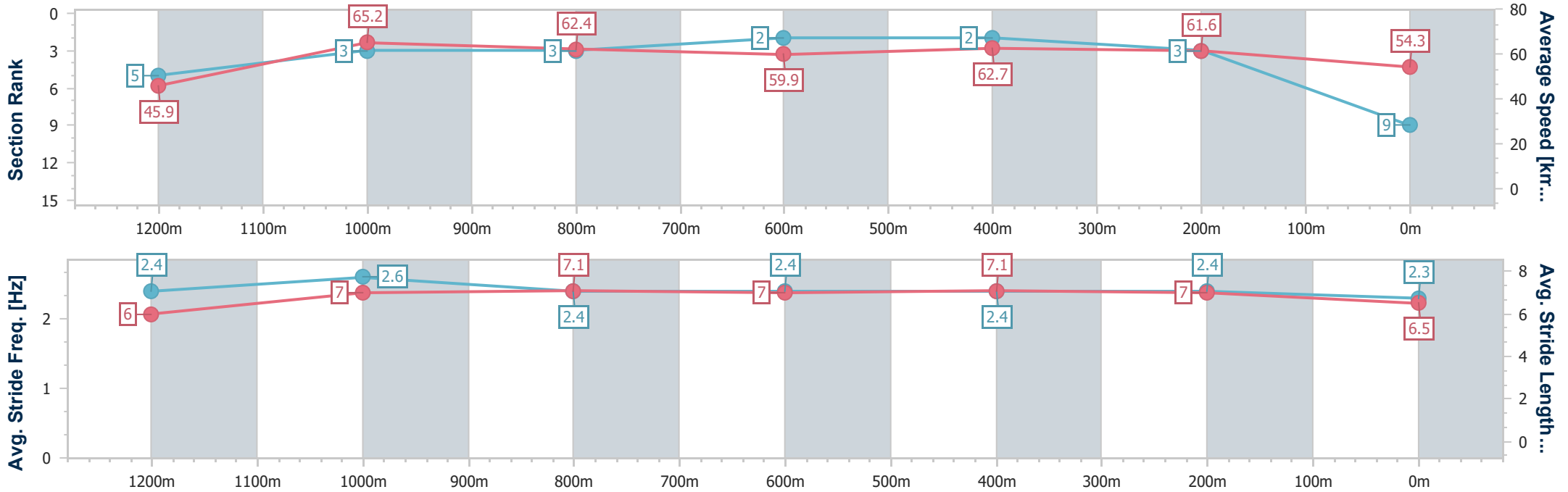
Horse/Jockey Name	Mahtikkainstinct
Final Rank	9
Fastest Section Time (Section)	0:07.84 (Overall)
Top Speed [km/h] (Section)	66.3 (1200m)
Race State	Finished



Rockhampton QLD Professional
 Race 4: LJ Hooker QTIS Maiden Plate - 1300m
 19 November 2024 - 15:40
 Track Rating: Good 4, Weather: Fine, Rail Position: +4.5m Entire



Section	Overall	1200m	1000m	800m	600m	400m	200m
Section Times	1:19.01 [9] (0:07.84)	1:11.17 [5] (0:11.02)	1:00.15 [3] (0:11.48)	0:48.67 [3] (0:12.24)	0:36.43 [2] (0:11.51)	0:24.92 [2] (0:11.67)	0:13.25 [3] (0:13.25)
Average Speed [km/h]	45.9	65.2	62.4	59.9	62.7	61.6	54.3
Top Speed [km/h]	61.8	66.3	66.0	60.9	64.1	64.3	59.0
Avg. Dist. to Rail [m]	0.5	1.3	0.9	2.3	3.9	3.6	6.1
Avg. Stride Freq. [Hz]	2.4	2.6	2.4	2.4	2.4	2.4	2.3
Avg. Stride Length [m]	6.0	7.0	7.1	7.0	7.1	7.0	6.5



- [] Ranking at each section and finish
- .-.- No data available at this section
- NA No data available



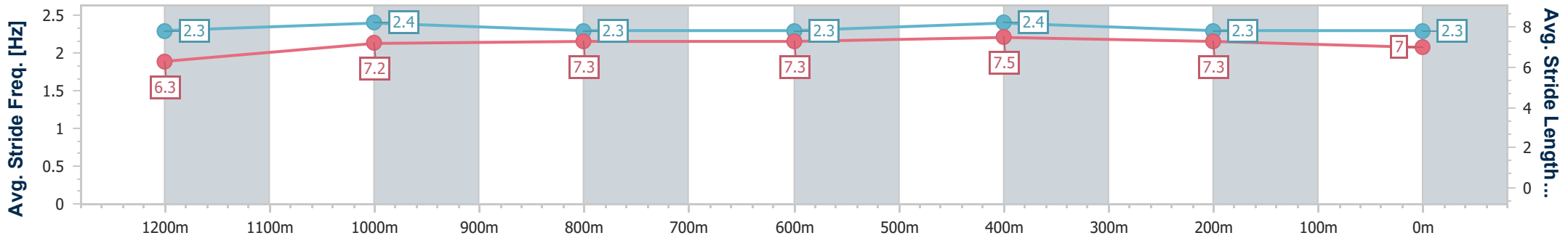
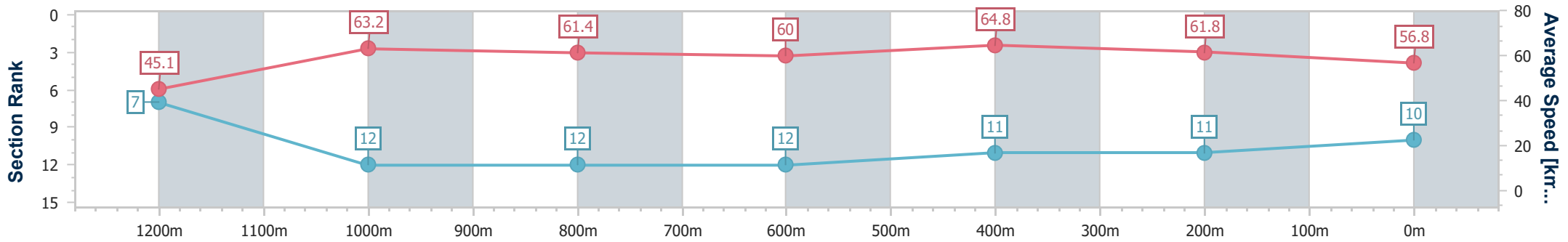
Horse/Jockey Name	Yonaka
Final Rank	10
Fastest Section Time (Section)	0:07.97 (Overall)
Top Speed [km/h] (Section)	66.1 (600m)
Race State	Finished



Rockhampton QLD Professional
 Race 4: LJ Hooker QTIS Maiden Plate - 1300m
 19 November 2024 - 15:40
 Track Rating: Good 4, Weather: Fine, Rail Position: +4.5m Entire



Section	Overall	1200m	1000m	800m	600m	400m	200m
Section Times	1:19.03 [10] (0:07.97)	1:11.06 [7] (0:11.50)	0:59.56 [12] (0:11.77)	0:47.79 [12] (0:12.34)	0:35.45 [12] (0:11.12)	0:24.33 [11] (0:11.66)	0:12.67 [11] (0:12.67)
Average Speed [km/h]	45.1	63.2	61.4	60.0	64.8	61.8	56.8
Top Speed [km/h]	60.7	64.1	64.0	61.0	66.1	65.2	60.1
Avg. Dist. to Rail [m]	9.3	4.8	0.8	3.3	5.5	8.0	7.7
Avg. Stride Freq. [Hz]	2.3	2.4	2.3	2.3	2.4	2.3	2.3
Avg. Stride Length [m]	6.3	7.2	7.3	7.3	7.5	7.3	7.0



- [] Ranking at each section and finish
- .-.- No data available at this section
- NA No data available



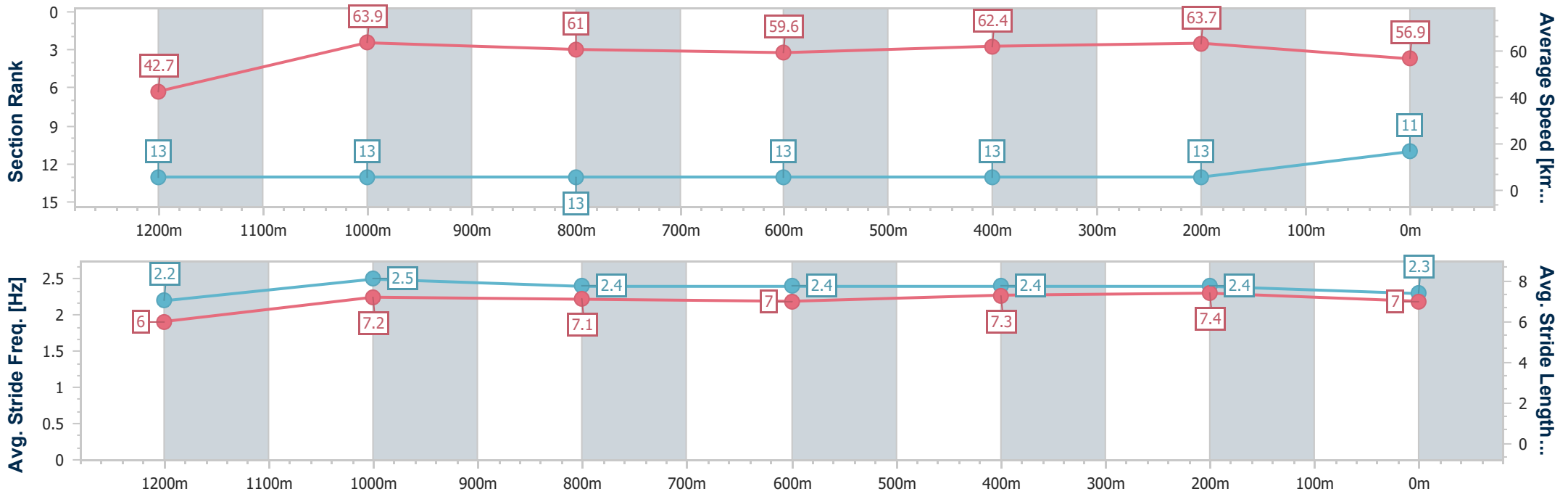
Horse/Jockey Name	Ngahli
Final Rank	11
Fastest Section Time (Section)	0:08.44 (Overall)
Top Speed [km/h] (Section)	64.9 (1000m)
Race State	Finished



Rockhampton QLD Professional
 Race 4: LJ Hooker QTIS Maiden Plate - 1300m
 19 November 2024 - 15:40
 Track Rating: Good 4, Weather: Fine, Rail Position: +4.5m Entire



Section	Overall	1200m	1000m	800m	600m	400m	200m
Section Times	1:19.12 [11] (0:08.44)	1:10.68 [13] (0:11.27)	0:59.41 [13] (0:11.73)	0:47.68 [13] (0:12.18)	0:35.50 [13] (0:11.55)	0:23.95 [13] (0:11.30)	0:12.65 [13] (0:12.65)
Average Speed [km/h]	42.7	63.9	61.0	59.6	62.4	63.7	56.9
Top Speed [km/h]	62.2	64.8	64.9	60.6	64.5	64.9	61.8
Avg. Dist. to Rail [m]	3.9	1.0	1.0	1.0	2.1	2.1	4.1
Avg. Stride Freq. [Hz]	2.2	2.5	2.4	2.4	2.4	2.4	2.3
Avg. Stride Length [m]	6.0	7.2	7.1	7.0	7.3	7.4	7.0



- [] Ranking at each section and finish
- .-.- No data available at this section
- NA No data available



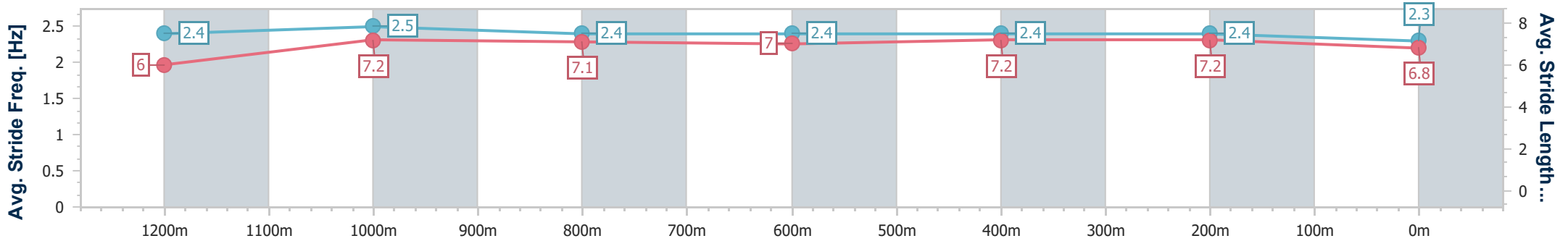
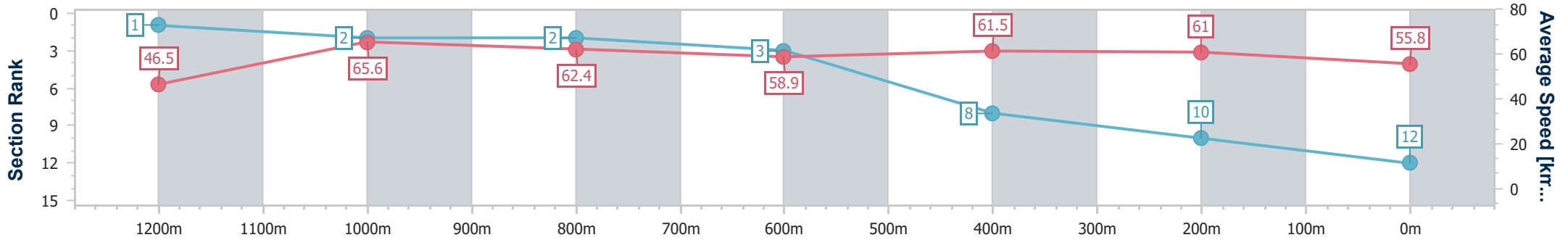
Horse/Jockey Name	Poppy's Pride
Final Rank	12
Fastest Section Time (Section)	0:07.73 (Overall)
Top Speed [km/h] (Section)	66.0 (1200m)
Race State	Finished



Rockhampton QLD Professional
 Race 4: LJ Hooker QTIS Maiden Plate - 1300m
 19 November 2024 - 15:40
 Track Rating: Good 4, Weather: Fine, Rail Position: +4.5m Entire



Section	Overall	1200m	1000m	800m	600m	400m	200m
Section Times	1:19.23 [12] (0:07.73)	1:11.50 [1] (0:11.01)	1:00.49 [2] (0:11.57)	0:48.92 [2] (0:12.46)	0:36.46 [3] (0:11.74)	0:24.72 [8] (0:11.80)	0:12.92 [10] (0:12.92)
Average Speed [km/h]	46.5	65.6	62.4	58.9	61.5	61.0	55.8
Top Speed [km/h]	63.4	66.0	65.4	60.3	62.4	62.2	59.5
Avg. Dist. to Rail [m]	2.8	2.0	0.7	2.4	4.8	6.6	6.3
Avg. Stride Freq. [Hz]	2.4	2.5	2.4	2.4	2.4	2.4	2.3
Avg. Stride Length [m]	6.0	7.2	7.1	7.0	7.2	7.2	6.8



- [] Ranking at each section and finish
- .-.- No data available at this section
- NA No data available



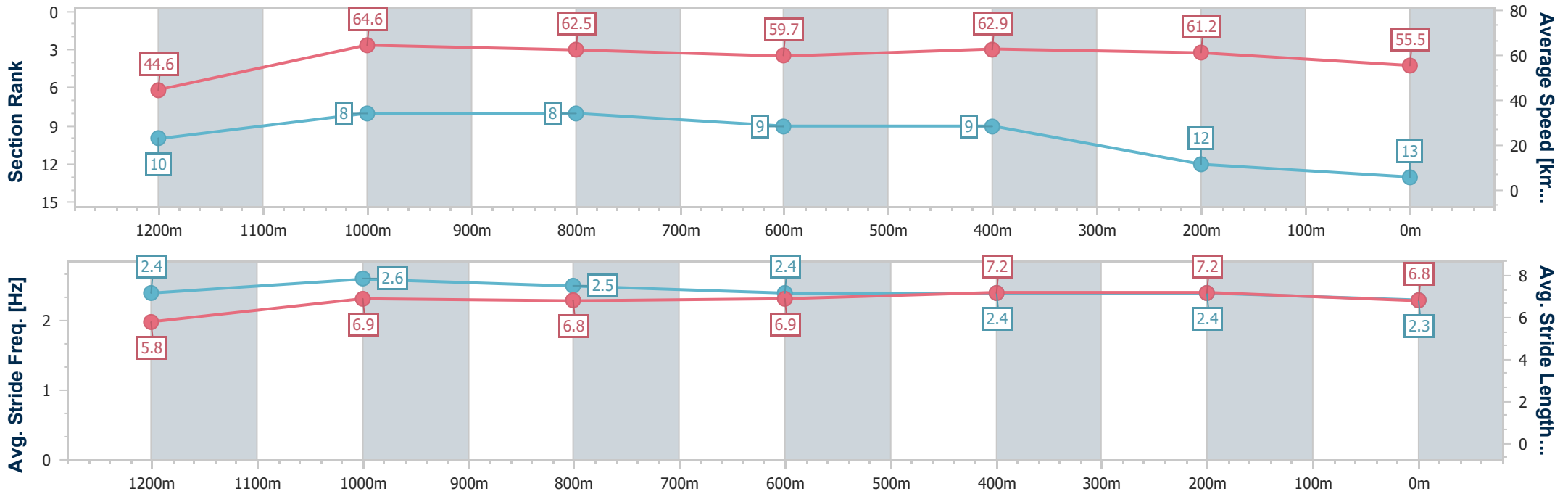
Horse/Jockey Name	Berajondo
Final Rank	13
Fastest Section Time (Section)	0:08.09 (Overall)
Top Speed [km/h] (Section)	67.1 (1200m)
Race State	Finished



Rockhampton QLD Professional
 Race 4: LJ Hooker QTIS Maiden Plate - 1300m
 19 November 2024 - 15:40
 Track Rating: Good 4, Weather: Fine, Rail Position: +4.5m Entire



Section	Overall	1200m	1000m	800m	600m	400m	200m
Section Times	1:19.37 [13] (0:08.09)	1:11.28 [10] (0:11.19)	1:00.09 [8] (0:11.63)	0:48.46 [8] (0:12.24)	0:36.22 [9] (0:11.49)	0:24.73 [9] (0:11.77)	0:12.96 [12] (0:12.96)
Average Speed [km/h]	44.6	64.6	62.5	59.7	62.9	61.2	55.5
Top Speed [km/h]	61.1	67.1	67.1	61.2	63.5	63.4	59.3
Avg. Dist. to Rail [m]	7.2	3.0	1.5	2.0	5.1	6.4	6.0
Avg. Stride Freq. [Hz]	2.4	2.6	2.5	2.4	2.4	2.4	2.3
Avg. Stride Length [m]	5.8	6.9	6.8	6.9	7.2	7.2	6.8



- [] Ranking at each section and finish
- .-.- No data available at this section
- NA No data available