



# Rockhampton QLD Professional

## Race 2: TAB BM60 Handicap - 1600m

19 November 2024 - 14:25



Track Rating: Good 4, Weather: Fine, Rail Position: +4.5m Entire

Section		Overall	1400m	1200m	1000m	800m	600m	400m	Last 600m				
Field Times		1:36.36 (0:13.89)	1:22.47 (0:11.77)	1:10.70 (0:12.12)	0:58.58 (0:11.99)	0:46.59 (0:11.78)	0:34.81 (0:11.19)	0:23.62 (0:11.58)	0:34.81				
Rank	TAB Horse/Jockey	Barrier	Top Speed [km/h]	Fastest Section									Distance Travelled [m]
1	5 <b>MAGIC GAME</b> Justin Stanley	5	66.1 600m	0:11.03 600m	1:36.36 [1] (0:14.60)	1:21.76 [6] (0:11.66)	1:10.10 [5] (0:12.06)	0:58.04 [5] (0:12.14)	0:45.90 [5] (0:11.77)	0:34.13 [5] (0:11.03)	0:23.10 [5] (0:11.30)	0:34.13	
2	4 <b>STREET GLORY</b> Olivia Kendal	3	65.2 600m	0:11.19 600m	1:36.42 [2] (0:13.89)	1:22.53 [1] (0:11.77)	1:10.76 [1] (0:12.12)	0:58.64 [1] (0:11.99)	0:46.65 [1] (0:11.78)	0:34.87 [1] (0:11.19)	0:23.68 [1] (0:11.58)	0:34.87	-3
3	1 <b>LUCKY EXCHANGE</b> McKenzie Apel	6	65.8 400m	0:11.11 600m	1:36.57 [3] (0:14.48)	1:22.09 [5] (0:11.89)	1:10.20 [6] (0:12.04)	0:58.16 [6] (0:12.09)	0:46.07 [6] (0:11.83)	0:34.24 [6] (0:11.11)	0:23.13 [6] (0:11.15)	0:34.24	+5
4	3 <b>BOLD HUSSAR</b> Georgina Cartwright	1	65.8 600m	0:11.18 600m	1:36.65 [4] (0:14.21)	1:22.44 [4] (0:11.73)	1:10.71 [3] (0:12.13)	0:58.58 [3] (0:12.07)	0:46.51 [3] (0:11.80)	0:34.71 [3] (0:11.18)	0:23.53 [3] (0:11.51)	0:34.71	+1
5	6 <b>ROY'S ROAD</b> Sean Cormack	2	65.5 600m	0:11.11 600m	1:36.68 [5] (0:14.17)	1:22.51 [3] (0:11.89)	1:10.62 [4] (0:12.06)	0:58.56 [4] (0:12.13)	0:46.43 [4] (0:11.88)	0:34.55 [4] (0:11.11)	0:23.44 [4] (0:11.38)	0:34.55	+5
6	7 <b>TORQUE ESPAGNA</b> Adam Sewell	4	64.0 600m	0:11.36 600m	1:37.93 [6] (0:14.05)	1:23.88 [2] (0:11.69)	1:12.19 [2] (0:12.08)	1:00.11 [2] (0:12.06)	0:48.05 [2] (0:11.85)	0:36.20 [2] (0:11.36)	0:24.84 [2] (0:11.82)	0:36.20	+0

Scratched: I Promise You (#2)

[ ] Ranking at each section and finish  
 -:-:- No data available at this section  
 NA No data available

SCN Saddle cloth number  
 DNF Did not finish  
 DNT Did not track



# Rockhampton QLD Professional

## Race 2: TAB BM60 Handicap - 1600m

19 November 2024 - 14:25



Track Rating: Good 4, Weather: Fine, Rail Position: +4.5m Entire

Section							200m			Last 600m
Field Times							0:12.04			0:34.81
							(0:12.04)			
Rank	TAB	Horse/Jockey	Barrier	Top Speed [km/h]	Fastest Section	Margin			Distance Travelled [m]	
1	5	<b>MAGIC GAME</b>	5	66.1	0:11.03	0:11.80 [2]	1:36.36		0:34.13	
		Justin Stanley		600m	600m	(0:11.80)				
2	4	<b>STREET GLORY</b>	3	65.2	0:11.19	0:12.10 [1]	0.37L		0:34.87	
		Olivia Kendal		600m	600m	(0:12.10)			-3	
3	1	<b>LUCKY EXCHANGE</b>	6	65.8	0:11.11	0:11.98 [3]	1.23L		0:34.24	
		McKenzie Apel		400m	600m	(0:11.98)			+5	
4	3	<b>BOLD HUSSAR</b>	1	65.8	0:11.18	0:12.02 [5]	1.68L		0:34.71	
		Georgina Cartwright		600m	600m	(0:12.02)			+1	
5	6	<b>ROY'S ROAD</b>	2	65.5	0:11.11	0:12.06 [4]	1.87L		0:34.55	
		Sean Cormack		600m	600m	(0:12.06)			+5	
6	7	<b>TORQUE ESPAGNA</b>	4	64.0	0:11.36	0:13.02 [6]	9.24L		0:36.20	
		Adam Sewell		600m	600m	(0:13.02)			+0	

Scratched: I Promise You (#2)

[ ] Ranking at each section and finish  
 -:-:- No data available at this section  
 NA No data available

SCN Saddle cloth number  
 DNF Did not finish  
 DNT Did not track



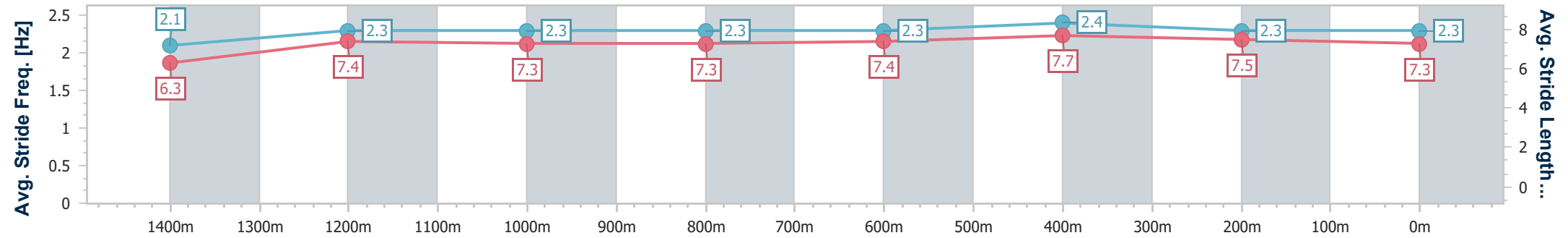
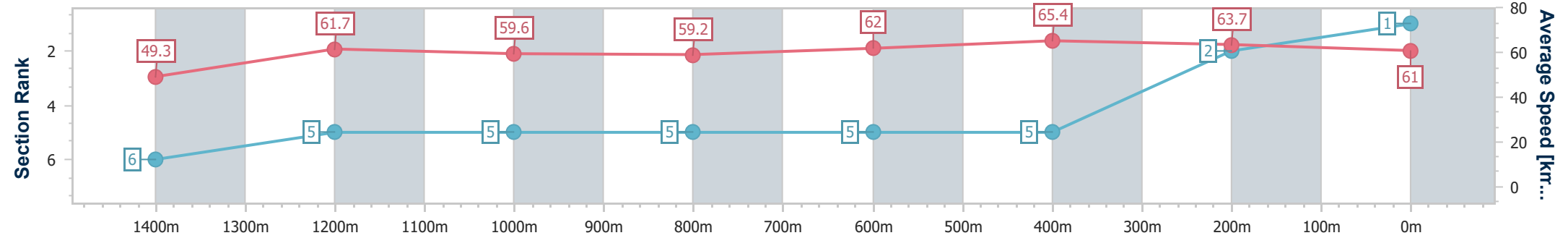
Horse/Jockey Name	Magic Game
Final Rank	1
Fastest Section Time (Section)	0:11.03 (600m)
Top Speed [km/h] (Section)	66.1 (600m)
Race State	Finished



Rockhampton QLD Professional  
 Race 2: TAB BM60 Handicap - 1600m  
 19 November 2024 - 14:25  
 Track Rating: Good 4, Weather: Fine, Rail Position: +4.5m Entire



Section	Overall	1400m	1200m	1000m	800m	600m	400m	200m
Section Times	1:36.36 [1] (0:14.60)	1:21.76 [6] (0:11.66)	1:10.10 [5] (0:12.06)	0:58.04 [5] (0:12.14)	0:45.90 [5] (0:11.77)	0:34.13 [5] (0:11.03)	0:23.10 [5] (0:11.30)	0:11.80 [2] (0:11.80)
Average Speed [km/h]	49.3	61.7	59.6	59.2	62.0	65.4	63.7	61.0
Top Speed [km/h]	60.9	62.9	62.6	60.5	64.5	66.1	65.2	62.6
Avg. Dist. to Rail [m]	1.5	1.0	0.9	0.8	1.8	2.5	2.2	3.4
Avg. Stride Freq. [Hz]	2.1	2.3	2.3	2.3	2.3	2.4	2.3	2.3
Avg. Stride Length [m]	6.3	7.4	7.3	7.3	7.4	7.7	7.5	7.3



- [ ] Ranking at each section and finish
- .-.- No data available at this section
- NA No data available



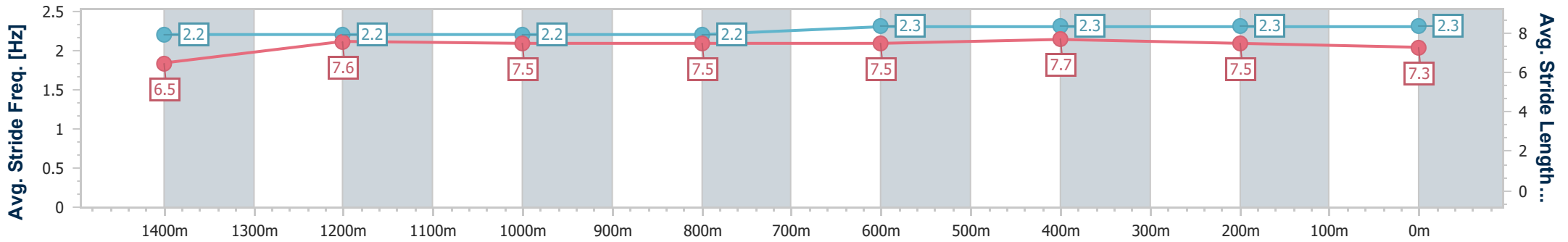
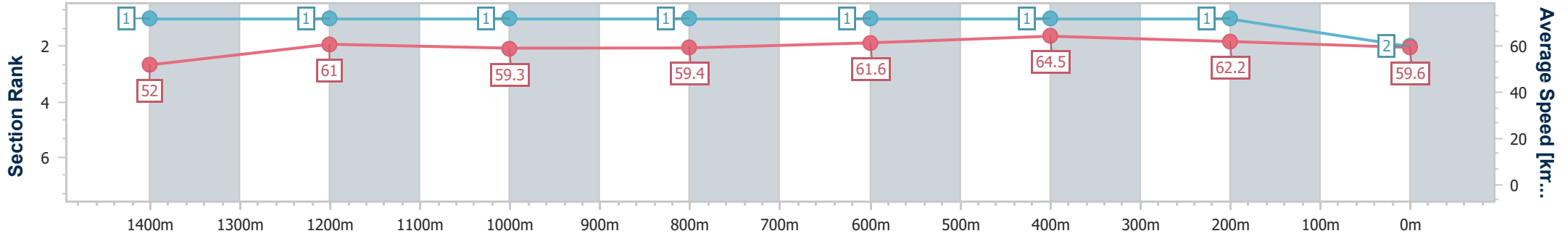
Horse/Jockey Name	Street Glory
Final Rank	2
Fastest Section Time (Section)	0:11.19 (600m)
Top Speed [km/h] (Section)	65.2 (600m)
Race State	Finished



Rockhampton QLD Professional  
 Race 2: TAB BM60 Handicap - 1600m  
 19 November 2024 - 14:25  
 Track Rating: Good 4, Weather: Fine, Rail Position: +4.5m Entire



Section	Overall	1400m	1200m	1000m	800m	600m	400m	200m
Section Times	1:36.42 [2] (0:13.89)	1:22.53 [1] (0:11.77)	1:10.76 [1] (0:12.12)	0:58.64 [1] (0:11.99)	0:46.65 [1] (0:11.78)	0:34.87 [1] (0:11.19)	0:23.68 [1] (0:11.58)	0:12.10 [1] (0:12.10)
Average Speed [km/h]	52.0	61.0	59.3	59.4	61.6	64.5	62.2	59.6
Top Speed [km/h]	60.4	61.9	60.1	60.0	64.4	65.2	63.4	61.6
Avg. Dist. to Rail [m]	0.7	1.6	2.1	2.0	1.2	1.5	0.5	0.5
Avg. Stride Freq. [Hz]	2.2	2.2	2.2	2.2	2.3	2.3	2.3	2.3
Avg. Stride Length [m]	6.5	7.6	7.5	7.5	7.5	7.7	7.5	7.3



- [ ] Ranking at each section and finish
- .-.- No data available at this section
- NA No data available



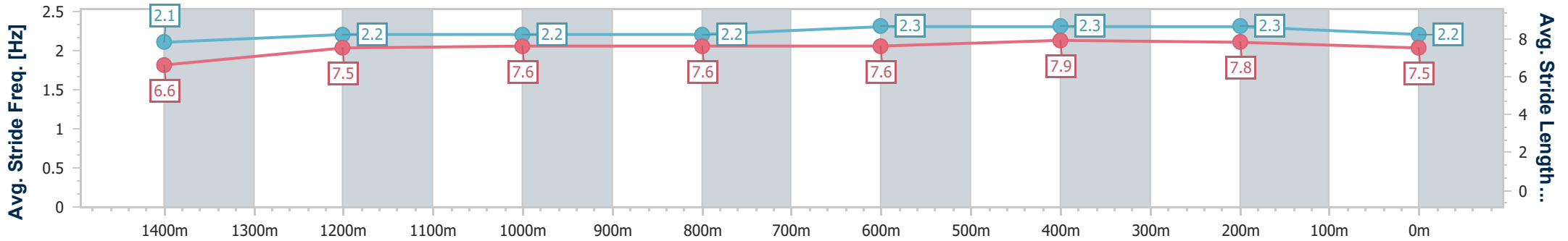
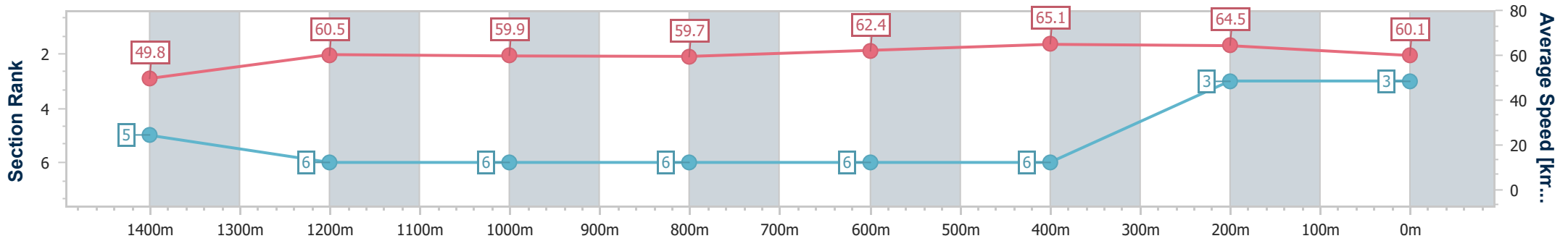
Horse/Jockey Name	Lucky Exchange
Final Rank	3
Fastest Section Time (Section)	0:11.11 (600m)
Top Speed [km/h] (Section)	65.8 (400m)
Race State	Finished



Rockhampton QLD Professional  
 Race 2: TAB BM60 Handicap - 1600m  
 19 November 2024 - 14:25  
 Track Rating: Good 4, Weather: Fine, Rail Position: +4.5m Entire



Section	Overall	1400m	1200m	1000m	800m	600m	400m	200m
Section Times	1:36.57 [3] (0:14.48)	1:22.09 [5] (0:11.89)	1:10.20 [6] (0:12.04)	0:58.16 [6] (0:12.09)	0:46.07 [6] (0:11.83)	0:34.24 [6] (0:11.11)	0:23.13 [6] (0:11.15)	0:11.98 [3] (0:11.98)
Average Speed [km/h]	49.8	60.5	59.9	59.7	62.4	65.1	64.5	60.1
Top Speed [km/h]	60.5	61.6	61.6	60.8	64.2	65.7	65.8	63.0
Avg. Dist. to Rail [m]	1.3	0.4	0.3	0.6	3.2	5.5	6.7	8.6
Avg. Stride Freq. [Hz]	2.1	2.2	2.2	2.2	2.3	2.3	2.3	2.2
Avg. Stride Length [m]	6.6	7.5	7.6	7.6	7.6	7.9	7.8	7.5



- [ ] Ranking at each section and finish
- .-.-.- No data available at this section
- NA No data available



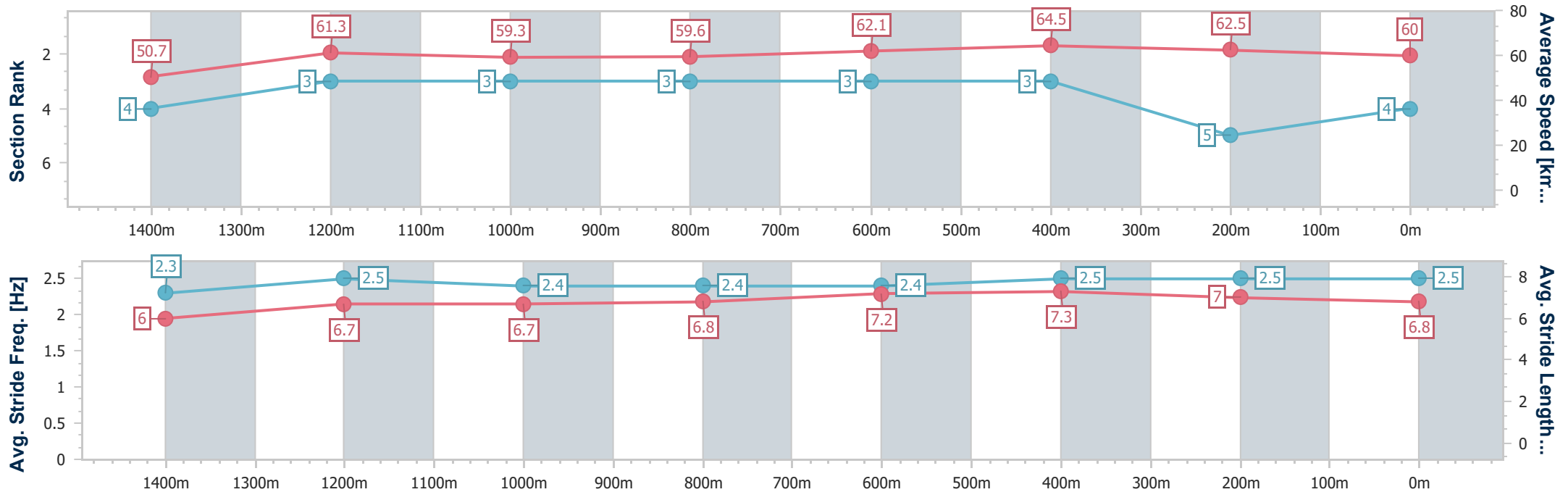
Horse/Jockey Name	Bold Hussar
Final Rank	4
Fastest Section Time (Section)	0:11.18 (600m)
Top Speed [km/h] (Section)	65.8 (600m)
Race State	Finished



Rockhampton QLD Professional  
 Race 2: TAB BM60 Handicap - 1600m  
 19 November 2024 - 14:25  
 Track Rating: Good 4, Weather: Fine, Rail Position: +4.5m Entire



Section	Overall	1400m	1200m	1000m	800m	600m	400m	200m
Section Times	1:36.65 [4] (0:14.21)	1:22.44 [4] (0:11.73)	1:10.71 [3] (0:12.13)	0:58.58 [3] (0:12.07)	0:46.51 [3] (0:11.80)	0:34.71 [3] (0:11.18)	0:23.53 [3] (0:11.51)	0:12.02 [5] (0:12.02)
Average Speed [km/h]	50.7	61.3	59.3	59.6	62.1	64.5	62.5	60.0
Top Speed [km/h]	60.2	61.9	60.7	61.0	63.9	65.8	64.5	61.6
Avg. Dist. to Rail [m]	1.0	0.9	0.7	0.7	2.2	3.2	3.0	3.4
Avg. Stride Freq. [Hz]	2.3	2.5	2.4	2.4	2.4	2.5	2.5	2.5
Avg. Stride Length [m]	6.0	6.7	6.7	6.8	7.2	7.3	7.0	6.8



- [ ] Ranking at each section and finish
- .-.- No data available at this section
- NA No data available



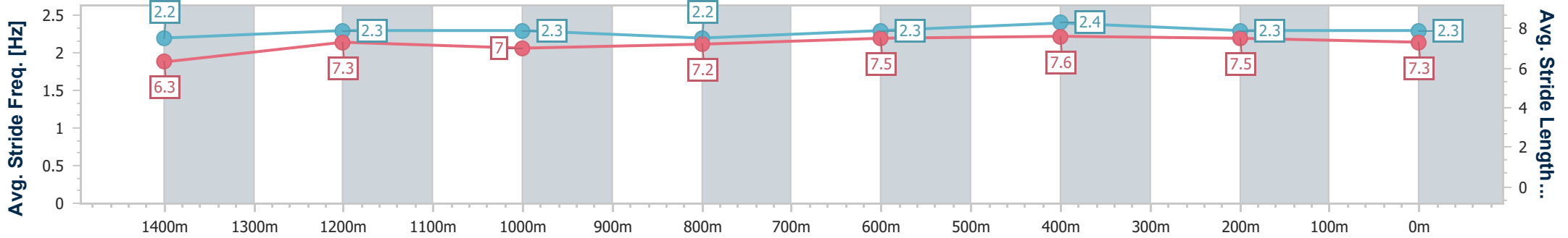
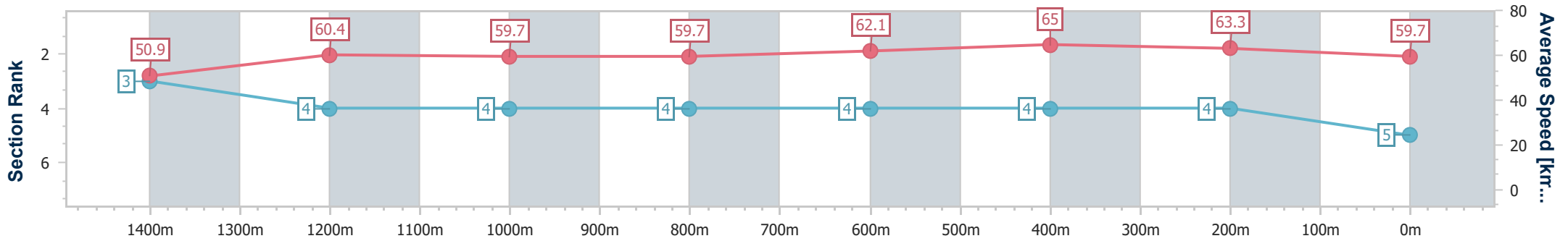
Horse/Jockey Name	Roy's Road
Final Rank	5
Fastest Section Time (Section)	0:11.11 (600m)
Top Speed [km/h] (Section)	65.5 (600m)
Race State	Finished



Rockhampton QLD Professional  
 Race 2: TAB BM60 Handicap - 1600m  
 19 November 2024 - 14:25  
 Track Rating: Good 4, Weather: Fine, Rail Position: +4.5m Entire



Section	Overall	1400m	1200m	1000m	800m	600m	400m	200m
Section Times	1:36.68 [5] (0:14.17)	1:22.51 [3] (0:11.89)	1:10.62 [4] (0:12.06)	0:58.56 [4] (0:12.13)	0:46.43 [4] (0:11.88)	0:34.55 [4] (0:11.11)	0:23.44 [4] (0:11.38)	0:12.06 [4] (0:12.06)
Average Speed [km/h]	50.9	60.4	59.7	59.7	62.1	65.0	63.3	59.7
Top Speed [km/h]	59.1	62.9	62.8	61.7	65.2	65.5	65.4	61.9
Avg. Dist. to Rail [m]	0.2	0.2	0.3	0.6	3.2	4.7	4.9	6.1
Avg. Stride Freq. [Hz]	2.2	2.3	2.3	2.2	2.3	2.4	2.3	2.3
Avg. Stride Length [m]	6.3	7.3	7.0	7.2	7.5	7.6	7.5	7.3



- [ ] Ranking at each section and finish
- .-.- No data available at this section
- NA No data available



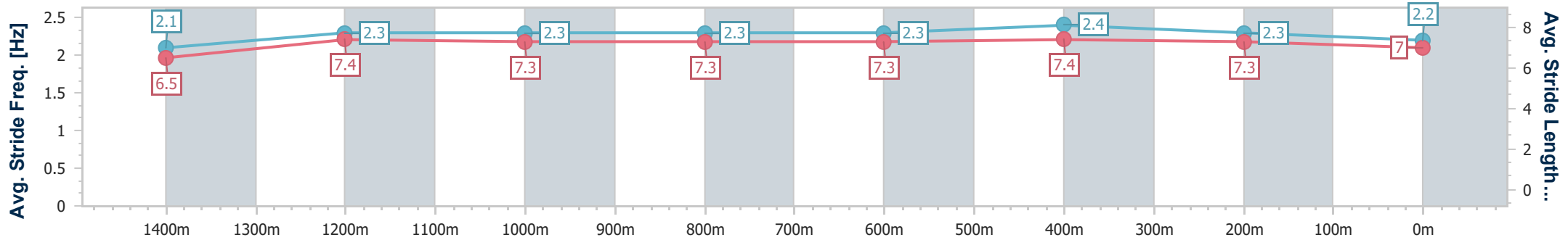
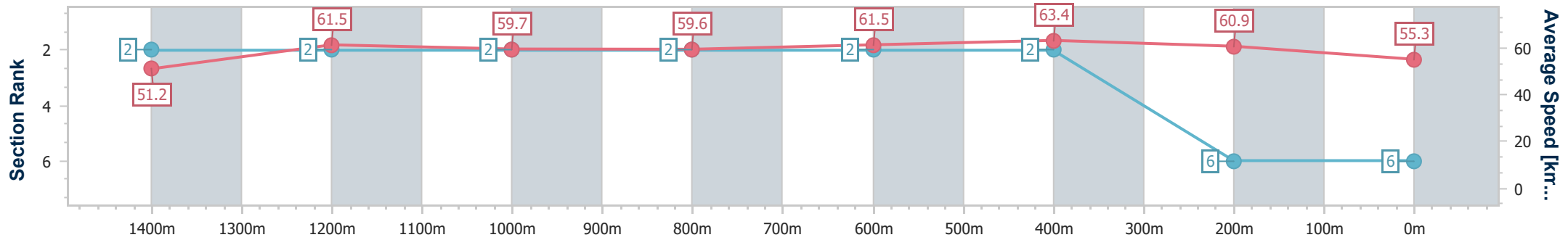
Horse/Jockey Name	Torque Espagna
Final Rank	6
Fastest Section Time (Section)	0:11.36 (600m)
Top Speed [km/h] (Section)	64.0 (600m)
Race State	Finished



Rockhampton QLD Professional  
 Race 2: TAB BM60 Handicap - 1600m  
 19 November 2024 - 14:25  
 Track Rating: Good 4, Weather: Fine, Rail Position: +4.5m Entire



Section	Overall	1400m	1200m	1000m	800m	600m	400m	200m
Section Times	1:37.93 [6] (0:14.05)	1:23.88 [2] (0:11.69)	1:12.19 [2] (0:12.08)	1:00.11 [2] (0:12.06)	0:48.05 [2] (0:11.85)	0:36.20 [2] (0:11.36)	0:24.84 [2] (0:11.82)	0:13.02 [6] (0:13.02)
Average Speed [km/h]	51.2	61.5	59.7	59.6	61.5	63.4	60.9	55.3
Top Speed [km/h]	61.4	62.2	60.6	61.8	63.0	64.0	63.3	58.7
Avg. Dist. to Rail [m]	1.4	0.5	0.6	0.2	1.6	3.4	3.8	4.8
Avg. Stride Freq. [Hz]	2.1	2.3	2.3	2.3	2.3	2.4	2.3	2.2
Avg. Stride Length [m]	6.5	7.4	7.3	7.3	7.3	7.4	7.3	7.0



- [ ] Ranking at each section and finish
- .-.- No data available at this section
- NA No data available