

Rockhampton QLD Professional

Race 1: Great Northern Class 6 Plate - 1400m

19 November 2024 - 13:45

Track Rating: Soft 5, Weather: Fine, Rail Position: +4.5m Entire

Section		Overall	1200m	1000m	800m	600m	400m	Last 600m				
Field Times		1:21.80 (0:13.03)	1:08.77 (0:11.11)	0:57.66 (0:11.45)	0:46.21 (0:11.80)	0:34.41 (0:11.27)	0:23.14 (0:11.11)	0:34.41				
Rank	TAB Horse/Jockey	Barrier	Top Speed [km/h]	Fastest Section								Distance Travelled [m]
1	3 KATHY'S BEAU Justin Stanley	2	67.1 600m	0:11.00 600m	1:21.80 [1] (0:13.13)	1:08.67 [2] (0:11.21)	0:57.46 [2] (0:11.54)	0:45.92 [2] (0:11.78)	0:34.14 [2] (0:11.00)	0:23.14 [1] (0:11.11)	0:34.14	
2	6 SPIRIT OF GIVING Adam Sewell	1	67.4 600m	0:10.93 600m	1:22.00 [2] (0:13.38)	1:08.62 [4] (0:11.20)	0:57.42 [3] (0:11.62)	0:45.80 [4] (0:11.72)	0:34.08 [4] (0:10.93)	0:23.15 [4] (0:11.17)	0:34.08	+0
3	4 MOENAVE Jackson Murphy	3	67.1 600m	0:10.98 600m	1:22.37 [3] (0:13.48)	1:08.89 [5] (0:11.23)	0:57.66 [5] (0:11.56)	0:46.10 [5] (0:11.68)	0:34.42 [5] (0:10.98)	0:23.44 [5] (0:11.21)	0:34.42	+1
4	5 BENCOOLEN Sean Cormack	4	67.0 600m	0:10.97 600m	1:22.45 [4] (0:13.31)	1:09.14 [3] (0:11.28)	0:57.86 [4] (0:11.47)	0:46.39 [3] (0:11.77)	0:34.62 [3] (0:10.97)	0:23.65 [3] (0:11.22)	0:34.62	+1
5	1 CALM SEEKER Olivia Kendal	5	67.0 1200m	0:11.11 1200m	1:22.72 [5] (0:13.03)	1:09.69 [1] (0:11.11)	0:58.58 [1] (0:11.45)	0:47.13 [1] (0:11.80)	0:35.33 [1] (0:11.28)	0:24.05 [2] (0:11.45)	0:35.33	-2

Scratched: Santorini Summer (#2)



Rockhampton QLD Professional

Race 1: Great Northern Class 6 Plate - 1400m

19 November 2024 - 13:45



Track Rating: Soft 5, Weather: Fine, Rail Position: +4.5m Entire

Section				200m				Last 600m	
Field Times				0:12.03 (0:12.03)				0:34.41	
Rank	TAB	Horse/Jockey	Barrier	Top Speed [km/h]	Fastest Section	Margin			Distance Travelled [m]
1	3	KATHY'S BEAU Justin Stanley	2	67.1 600m	0:11.00 600m	0:12.03 [1] (0:12.03)	1:21.80		0:34.14
2	6	SPIRIT OF GIVING Adam Sewell	1	67.4 600m	0:10.93 600m	0:11.98 [3] (0:11.98)	1.19L		0:34.08 +0
3	4	MOENAVE Jackson Murphy	3	67.1 600m	0:10.98 600m	0:12.23 [5] (0:12.23)	3.37L		0:34.42 +1
4	5	BENCOOLEN Sean Cormack	4	67.0 600m	0:10.97 600m	0:12.43 [2] (0:12.43)	3.83L		0:34.62 +1
5	1	CALM SEEKER Olivia Kendal	5	67.0 1200m	0:11.11 1200m	0:12.60 [4] (0:12.60)	5.41L		0:35.33 -2

Scratched: Santorini Summer (#2)

[] Ranking at each section and finish
 -:-:- No data available at this section
 NA No data available

SCN Saddle cloth number
 DNF Did not finish
 DNT Did not track



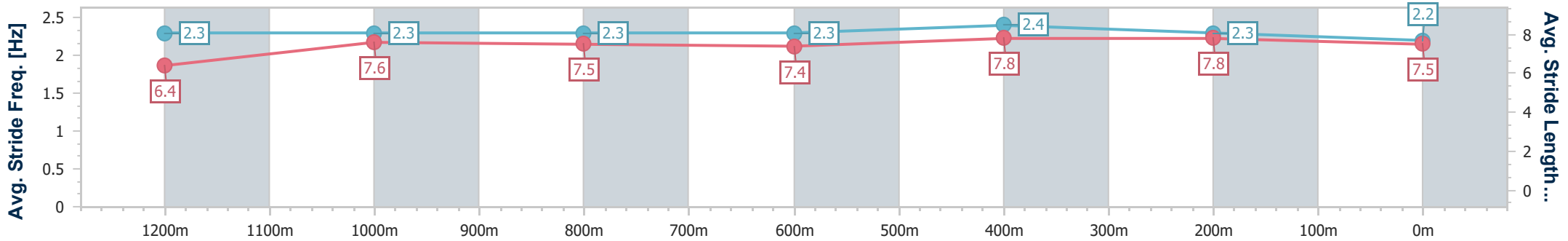
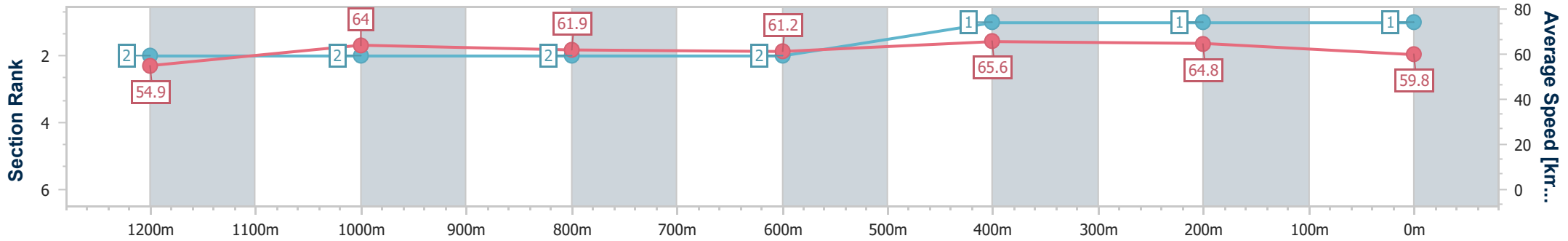
Horse/Jockey Name	Kathy's Beau
Final Rank	1
Fastest Section Time (Section)	0:11.00 (600m)
Top Speed [km/h] (Section)	67.1 (600m)
Race State	Finished



Rockhampton QLD Professional
 Race 1: Great Northern Class 6 Plate - 1400m
 19 November 2024 - 13:45
 Track Rating: Soft 5, Weather: Fine, Rail Position: +4.5m Entire



Section	Overall	1200m	1000m	800m	600m	400m	200m
Section Times	1:21.80 [1] (0:13.13)	1:08.67 [2] (0:11.21)	0:57.46 [2] (0:11.54)	0:45.92 [2] (0:11.78)	0:34.14 [2] (0:11.00)	0:23.14 [1] (0:11.11)	0:12.03 [1] (0:12.03)
Average Speed [km/h]	54.9	64.0	61.9	61.2	65.6	64.8	59.8
Top Speed [km/h]	64.8	64.8	63.2	63.9	67.1	67.0	62.6
Avg. Dist. to Rail [m]	1.5	1.9	1.3	0.9	2.4	2.7	3.2
Avg. Stride Freq. [Hz]	2.3	2.3	2.3	2.3	2.4	2.3	2.2
Avg. Stride Length [m]	6.4	7.6	7.5	7.4	7.8	7.8	7.5



- [] Ranking at each section and finish
- .-.- No data available at this section
- NA No data available



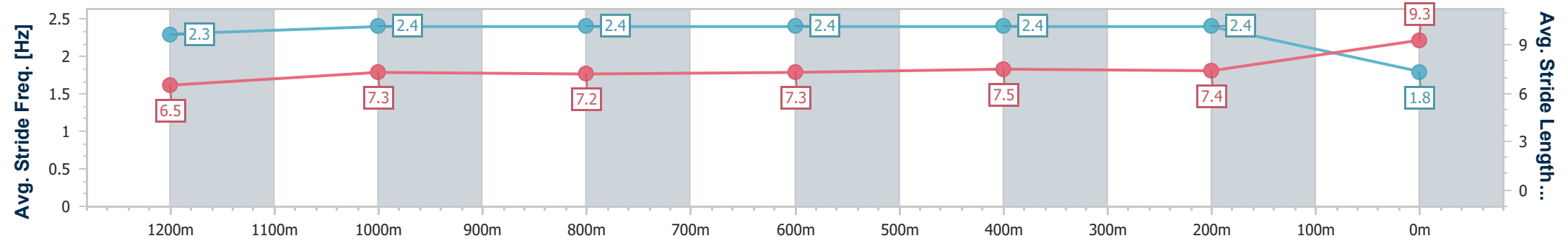
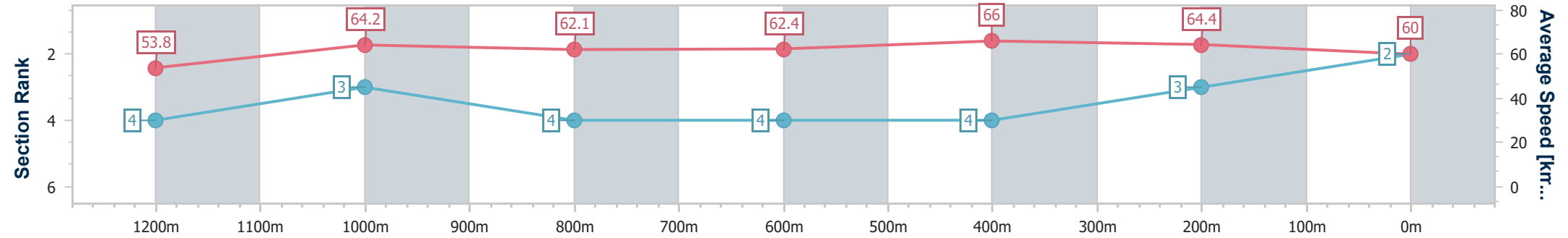
Horse/Jockey Name	Spirit Of Giving
Final Rank	2
Fastest Section Time (Section)	0:10.93 (600m)
Top Speed [km/h] (Section)	67.4 (600m)
Race State	Finished



Rockhampton QLD Professional
 Race 1: Great Northern Class 6 Plate - 1400m
 19 November 2024 - 13:45
 Track Rating: Soft 5, Weather: Fine, Rail Position: +4.5m Entire



Section	Overall	1200m	1000m	800m	600m	400m	200m
Section Times	1:22.00 [2] (0:13.38)	1:08.62 [4] (0:11.20)	0:57.42 [3] (0:11.62)	0:45.80 [4] (0:11.72)	0:34.08 [4] (0:10.93)	0:23.15 [4] (0:11.17)	0:11.98 [3] (0:11.98)
Average Speed [km/h]	53.8	64.2	62.1	62.4	66.0	64.4	60.0
Top Speed [km/h]	65.7	65.5	63.9	65.9	67.4	67.3	63.6
Avg. Dist. to Rail [m]	1.0	1.0	0.6	2.0	3.1	3.4	4.2
Avg. Stride Freq. [Hz]	2.3	2.4	2.4	2.4	2.4	2.4	1.8
Avg. Stride Length [m]	6.5	7.3	7.2	7.3	7.5	7.4	9.3



- [] Ranking at each section and finish
- .-.- No data available at this section
- NA No data available



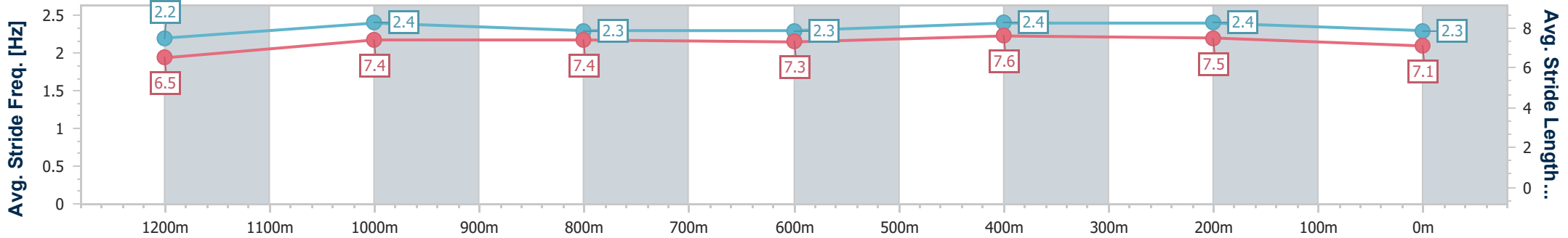
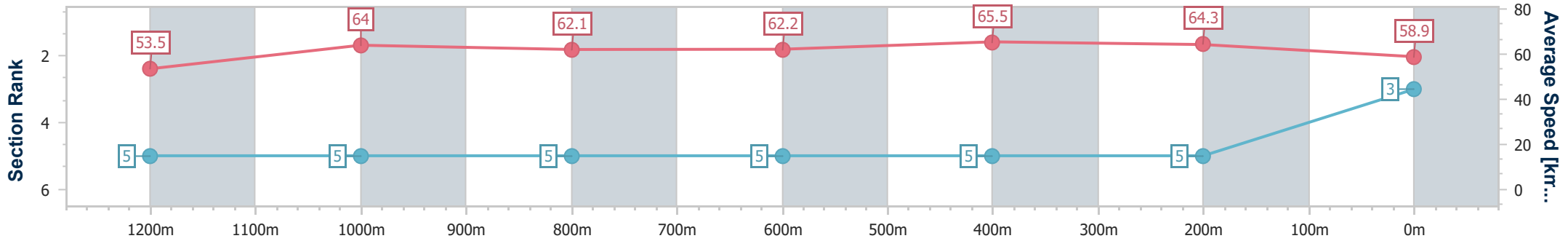
Horse/Jockey Name	Moenave
Final Rank	3
Fastest Section Time (Section)	0:10.98 (600m)
Top Speed [km/h] (Section)	67.1 (600m)
Race State	Finished



Rockhampton QLD Professional
 Race 1: Great Northern Class 6 Plate - 1400m
 19 November 2024 - 13:45
 Track Rating: Soft 5, Weather: Fine, Rail Position: +4.5m Entire



Section	Overall	1200m	1000m	800m	600m	400m	200m
Section Times	1:22.37 [3] (0:13.48)	1:08.89 [5] (0:11.23)	0:57.66 [5] (0:11.56)	0:46.10 [5] (0:11.68)	0:34.42 [5] (0:10.98)	0:23.44 [5] (0:11.21)	0:12.23 [5] (0:12.23)
Average Speed [km/h]	53.5	64.0	62.1	62.2	65.5	64.3	58.9
Top Speed [km/h]	64.9	64.8	63.5	64.5	67.1	66.2	62.3
Avg. Dist. to Rail [m]	0.9	0.2	0.5	1.0	2.9	3.6	6.1
Avg. Stride Freq. [Hz]	2.2	2.4	2.3	2.3	2.4	2.4	2.3
Avg. Stride Length [m]	6.5	7.4	7.4	7.3	7.6	7.5	7.1



- [] Ranking at each section and finish
- .-.- No data available at this section
- NA No data available



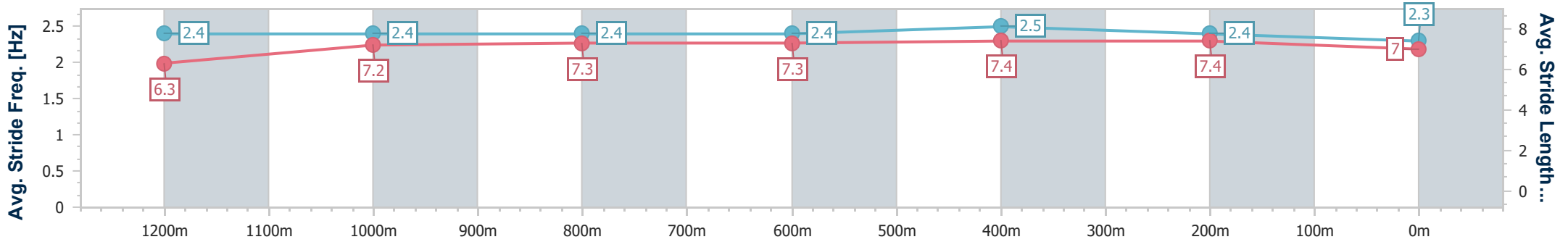
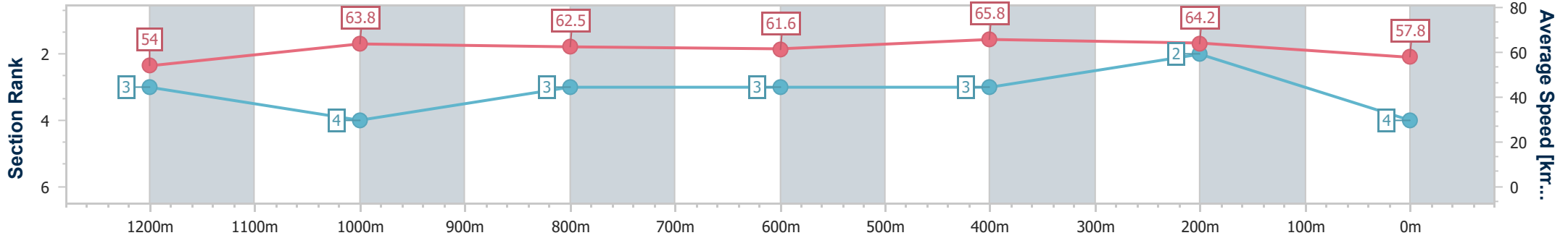
Horse/Jockey Name	Bencoolen
Final Rank	4
Fastest Section Time (Section)	0:10.97 (600m)
Top Speed [km/h] (Section)	67.0 (600m)
Race State	Finished



Rockhampton QLD Professional
 Race 1: Great Northern Class 6 Plate - 1400m
 19 November 2024 - 13:45
 Track Rating: Soft 5, Weather: Fine, Rail Position: +4.5m Entire



Section	Overall	1200m	1000m	800m	600m	400m	200m
Section Times	1:22.45 [4] (0:13.31)	1:09.14 [3] (0:11.28)	0:57.86 [4] (0:11.47)	0:46.39 [3] (0:11.77)	0:34.62 [3] (0:10.97)	0:23.65 [3] (0:11.22)	0:12.43 [2] (0:12.43)
Average Speed [km/h]	54.0	63.8	62.5	61.6	65.8	64.2	57.8
Top Speed [km/h]	65.0	65.3	63.7	63.2	67.0	66.2	62.1
Avg. Dist. to Rail [m]	1.5	0.4	0.7	0.9	3.2	3.8	5.3
Avg. Stride Freq. [Hz]	2.4	2.4	2.4	2.4	2.5	2.4	2.3
Avg. Stride Length [m]	6.3	7.2	7.3	7.3	7.4	7.4	7.0



- [] Ranking at each section and finish
- .-.- No data available at this section
- NA No data available



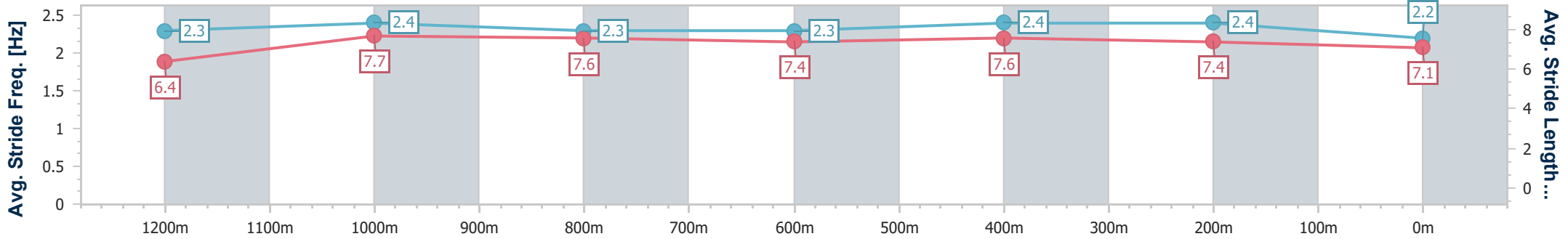
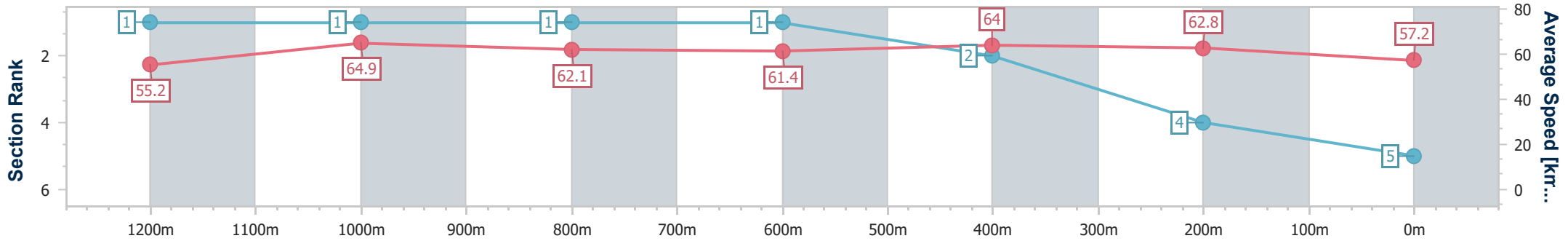
Horse/Jockey Name	Calm Seeker
Final Rank	5
Fastest Section Time (Section)	0:11.11 (1200m)
Top Speed [km/h] (Section)	67.0 (1200m)
Race State	Finished



Rockhampton QLD Professional
 Race 1: Great Northern Class 6 Plate - 1400m
 19 November 2024 - 13:45
 Track Rating: Soft 5, Weather: Fine, Rail Position: +4.5m Entire



Section	Overall	1200m	1000m	800m	600m	400m	200m
Section Times	1:22.72 [5] (0:13.03)	1:09.69 [1] (0:11.11)	0:58.58 [1] (0:11.45)	0:47.13 [1] (0:11.80)	0:35.33 [1] (0:11.28)	0:24.05 [2] (0:11.45)	0:12.60 [4] (0:12.60)
Average Speed [km/h]	55.2	64.9	62.1	61.4	64.0	62.8	57.2
Top Speed [km/h]	65.9	67.0	63.1	62.2	65.2	65.3	60.4
Avg. Dist. to Rail [m]	1.5	1.1	1.8	1.3	2.7	2.3	2.2
Avg. Stride Freq. [Hz]	2.3	2.4	2.3	2.3	2.4	2.4	2.2
Avg. Stride Length [m]	6.4	7.7	7.6	7.4	7.6	7.4	7.1



- [] Ranking at each section and finish
- .-.- No data available at this section
- NA No data available



Rockhampton QLD Professional

Race 2: TAB BM60 Handicap - 1600m

19 November 2024 - 14:25



Track Rating: Good 4, Weather: Fine, Rail Position: +4.5m Entire

Section		Overall	1400m	1200m	1000m	800m	600m	400m	Last 600m				
Field Times		1:36.36 (0:13.89)	1:22.47 (0:11.77)	1:10.70 (0:12.12)	0:58.58 (0:11.99)	0:46.59 (0:11.78)	0:34.81 (0:11.19)	0:23.62 (0:11.58)	0:34.81				
Rank	TAB Horse/Jockey	Barrier	Top Speed [km/h]	Fastest Section									Distance Travelled [m]
1	5 MAGIC GAME Justin Stanley	5	66.1 600m	0:11.03 600m	1:36.36 [1] (0:14.60)	1:21.76 [6] (0:11.66)	1:10.10 [5] (0:12.06)	0:58.04 [5] (0:12.14)	0:45.90 [5] (0:11.77)	0:34.13 [5] (0:11.03)	0:23.10 [5] (0:11.30)	0:34.13	
2	4 STREET GLORY Olivia Kendal	3	65.2 600m	0:11.19 600m	1:36.42 [2] (0:13.89)	1:22.53 [1] (0:11.77)	1:10.76 [1] (0:12.12)	0:58.64 [1] (0:11.99)	0:46.65 [1] (0:11.78)	0:34.87 [1] (0:11.19)	0:23.68 [1] (0:11.58)	0:34.87	-3
3	1 LUCKY EXCHANGE McKenzie Apel	6	65.8 400m	0:11.11 600m	1:36.57 [3] (0:14.48)	1:22.09 [5] (0:11.89)	1:10.20 [6] (0:12.04)	0:58.16 [6] (0:12.09)	0:46.07 [6] (0:11.83)	0:34.24 [6] (0:11.11)	0:23.13 [6] (0:11.15)	0:34.24	+5
4	3 BOLD HUSSAR Georgina Cartwright	1	65.8 600m	0:11.18 600m	1:36.65 [4] (0:14.21)	1:22.44 [4] (0:11.73)	1:10.71 [3] (0:12.13)	0:58.58 [3] (0:12.07)	0:46.51 [3] (0:11.80)	0:34.71 [3] (0:11.18)	0:23.53 [3] (0:11.51)	0:34.71	+1
5	6 ROY'S ROAD Sean Cormack	2	65.5 600m	0:11.11 600m	1:36.68 [5] (0:14.17)	1:22.51 [3] (0:11.89)	1:10.62 [4] (0:12.06)	0:58.56 [4] (0:12.13)	0:46.43 [4] (0:11.88)	0:34.55 [4] (0:11.11)	0:23.44 [4] (0:11.38)	0:34.55	+5
6	7 TORQUE ESPAGNA Adam Sewell	4	64.0 600m	0:11.36 600m	1:37.93 [6] (0:14.05)	1:23.88 [2] (0:11.69)	1:12.19 [2] (0:12.08)	1:00.11 [2] (0:12.06)	0:48.05 [2] (0:11.85)	0:36.20 [2] (0:11.36)	0:24.84 [2] (0:11.82)	0:36.20	+0

Scratched: I Promise You (#2)

[] Ranking at each section and finish
 -:-:- No data available at this section
 NA No data available

SCN Saddle cloth number
 DNF Did not finish
 DNT Did not track



Rockhampton QLD Professional

Race 2: TAB BM60 Handicap - 1600m

19 November 2024 - 14:25



Track Rating: Good 4, Weather: Fine, Rail Position: +4.5m Entire

Section							200m			Last 600m
Field Times							0:12.04			0:34.81
Rank	TAB	Horse/Jockey	Barrier	Top Speed [km/h]	Fastest Section	Margin				Distance Travelled [m]
1	5	MAGIC GAME Justin Stanley	5	66.1 600m	0:11.03 600m	0:11.80 [2] (0:11.80)	1:36.36			0:34.13
2	4	STREET GLORY Olivia Kendal	3	65.2 600m	0:11.19 600m	0:12.10 [1] (0:12.10)	0.37L			0:34.87 -3
3	1	LUCKY EXCHANGE McKenzie Apel	6	65.8 400m	0:11.11 600m	0:11.98 [3] (0:11.98)	1.23L			0:34.24 +5
4	3	BOLD HUSSAR Georgina Cartwright	1	65.8 600m	0:11.18 600m	0:12.02 [5] (0:12.02)	1.68L			0:34.71 +1
5	6	ROY'S ROAD Sean Cormack	2	65.5 600m	0:11.11 600m	0:12.06 [4] (0:12.06)	1.87L			0:34.55 +5
6	7	TORQUE ESPAGNA Adam Sewell	4	64.0 600m	0:11.36 600m	0:13.02 [6] (0:13.02)	9.24L			0:36.20 +0

Scratched: I Promise You (#2)

[] Ranking at each section and finish
 -:-:- No data available at this section
 NA No data available

SCN Saddle cloth number
 DNF Did not finish
 DNT Did not track



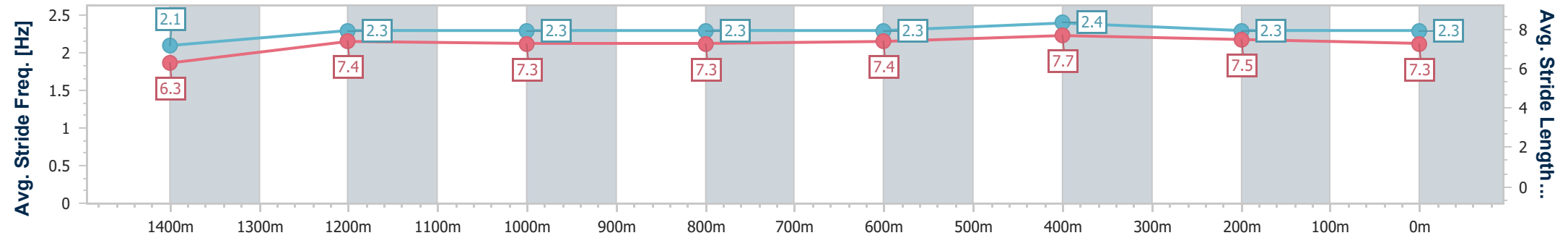
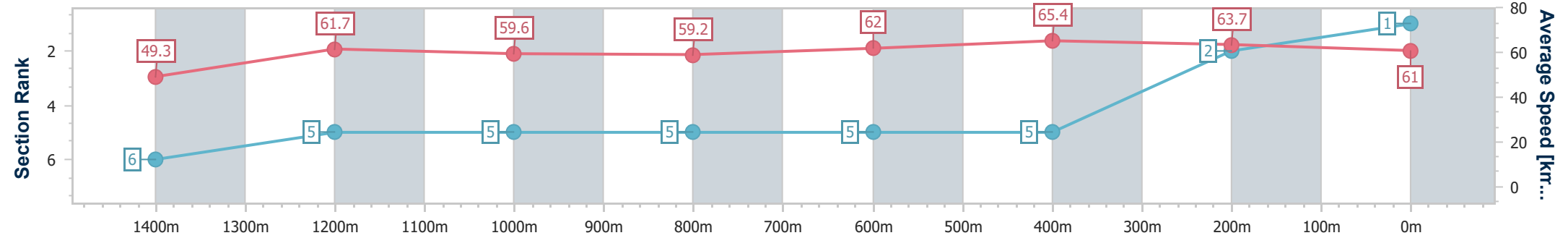
Horse/Jockey Name	Magic Game
Final Rank	1
Fastest Section Time (Section)	0:11.03 (600m)
Top Speed [km/h] (Section)	66.1 (600m)
Race State	Finished



Rockhampton QLD Professional
 Race 2: TAB BM60 Handicap - 1600m
 19 November 2024 - 14:25
 Track Rating: Good 4, Weather: Fine, Rail Position: +4.5m Entire



Section	Overall	1400m	1200m	1000m	800m	600m	400m	200m
Section Times	1:36.36 [1] (0:14.60)	1:21.76 [6] (0:11.66)	1:10.10 [5] (0:12.06)	0:58.04 [5] (0:12.14)	0:45.90 [5] (0:11.77)	0:34.13 [5] (0:11.03)	0:23.10 [5] (0:11.30)	0:11.80 [2] (0:11.80)
Average Speed [km/h]	49.3	61.7	59.6	59.2	62.0	65.4	63.7	61.0
Top Speed [km/h]	60.9	62.9	62.6	60.5	64.5	66.1	65.2	62.6
Avg. Dist. to Rail [m]	1.5	1.0	0.9	0.8	1.8	2.5	2.2	3.4
Avg. Stride Freq. [Hz]	2.1	2.3	2.3	2.3	2.3	2.4	2.3	2.3
Avg. Stride Length [m]	6.3	7.4	7.3	7.3	7.4	7.7	7.5	7.3



- [] Ranking at each section and finish
- .-.- No data available at this section
- NA No data available



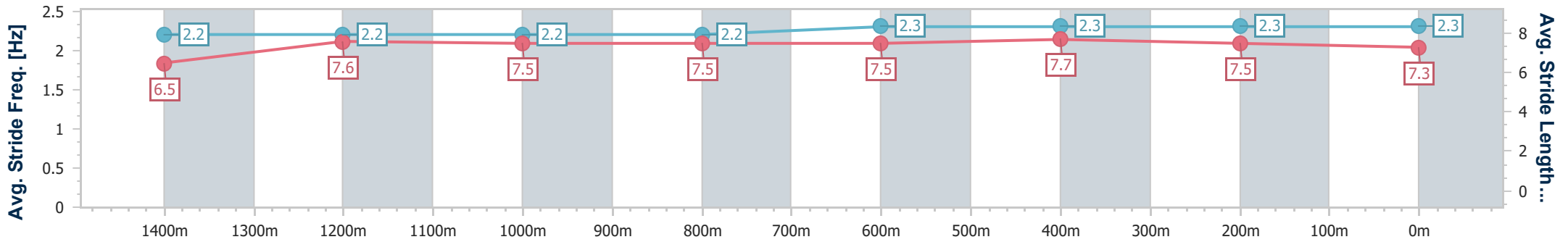
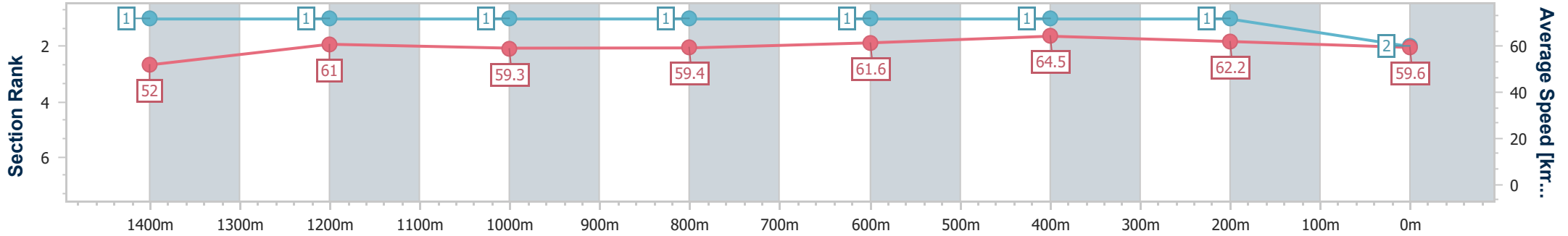
Horse/Jockey Name	Street Glory
Final Rank	2
Fastest Section Time (Section)	0:11.19 (600m)
Top Speed [km/h] (Section)	65.2 (600m)
Race State	Finished



Rockhampton QLD Professional
 Race 2: TAB BM60 Handicap - 1600m
 19 November 2024 - 14:25
 Track Rating: Good 4, Weather: Fine, Rail Position: +4.5m Entire



Section	Overall	1400m	1200m	1000m	800m	600m	400m	200m
Section Times	1:36.42 [2] (0:13.89)	1:22.53 [1] (0:11.77)	1:10.76 [1] (0:12.12)	0:58.64 [1] (0:11.99)	0:46.65 [1] (0:11.78)	0:34.87 [1] (0:11.19)	0:23.68 [1] (0:11.58)	0:12.10 [1] (0:12.10)
Average Speed [km/h]	52.0	61.0	59.3	59.4	61.6	64.5	62.2	59.6
Top Speed [km/h]	60.4	61.9	60.1	60.0	64.4	65.2	63.4	61.6
Avg. Dist. to Rail [m]	0.7	1.6	2.1	2.0	1.2	1.5	0.5	0.5
Avg. Stride Freq. [Hz]	2.2	2.2	2.2	2.2	2.3	2.3	2.3	2.3
Avg. Stride Length [m]	6.5	7.6	7.5	7.5	7.5	7.7	7.5	7.3



- [] Ranking at each section and finish
- .-.- No data available at this section
- NA No data available



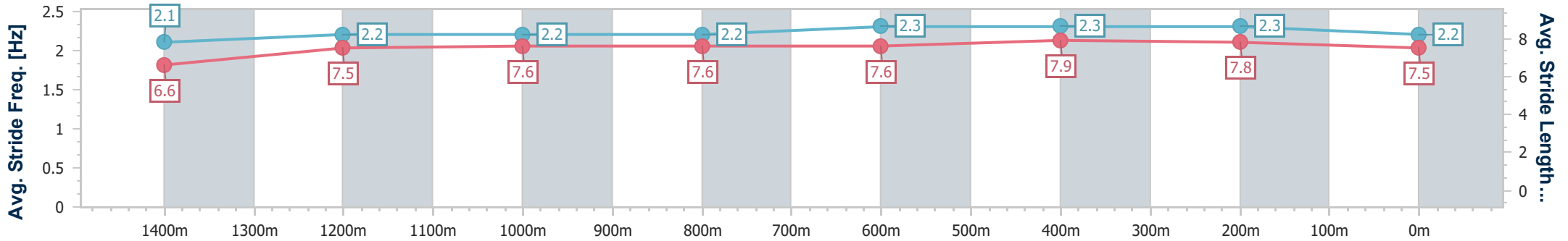
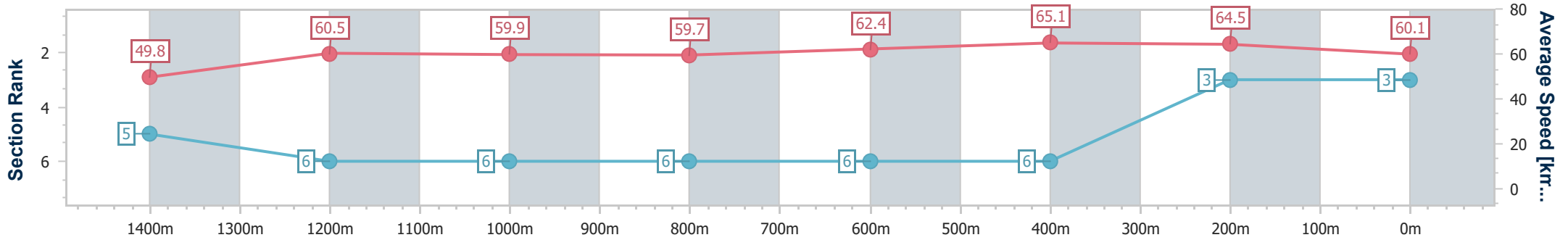
Horse/Jockey Name	Lucky Exchange
Final Rank	3
Fastest Section Time (Section)	0:11.11 (600m)
Top Speed [km/h] (Section)	65.8 (400m)
Race State	Finished



Rockhampton QLD Professional
 Race 2: TAB BM60 Handicap - 1600m
 19 November 2024 - 14:25
 Track Rating: Good 4, Weather: Fine, Rail Position: +4.5m Entire



Section	Overall	1400m	1200m	1000m	800m	600m	400m	200m
Section Times	1:36.57 [3] (0:14.48)	1:22.09 [5] (0:11.89)	1:10.20 [6] (0:12.04)	0:58.16 [6] (0:12.09)	0:46.07 [6] (0:11.83)	0:34.24 [6] (0:11.11)	0:23.13 [6] (0:11.15)	0:11.98 [3] (0:11.98)
Average Speed [km/h]	49.8	60.5	59.9	59.7	62.4	65.1	64.5	60.1
Top Speed [km/h]	60.5	61.6	61.6	60.8	64.2	65.7	65.8	63.0
Avg. Dist. to Rail [m]	1.3	0.4	0.3	0.6	3.2	5.5	6.7	8.6
Avg. Stride Freq. [Hz]	2.1	2.2	2.2	2.2	2.3	2.3	2.3	2.2
Avg. Stride Length [m]	6.6	7.5	7.6	7.6	7.6	7.9	7.8	7.5



- [] Ranking at each section and finish
- .-.- No data available at this section
- NA No data available



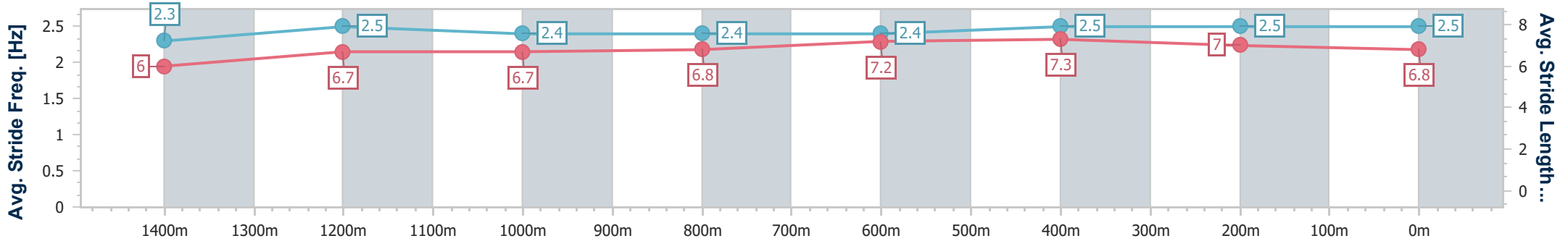
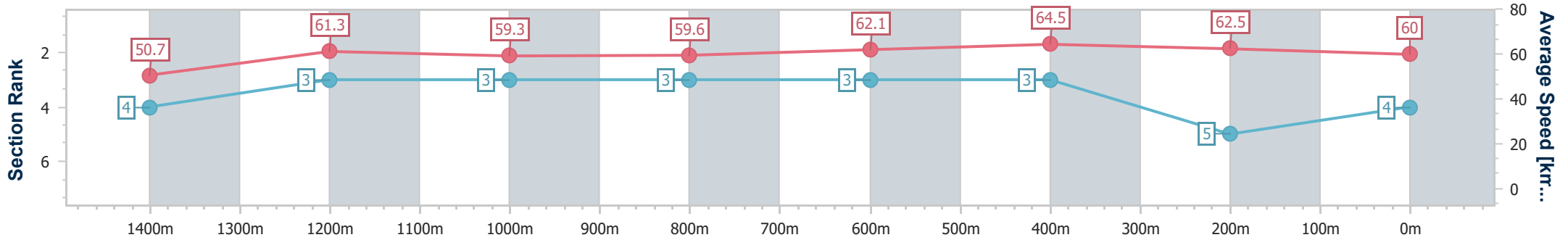
Horse/Jockey Name	Bold Hussar
Final Rank	4
Fastest Section Time (Section)	0:11.18 (600m)
Top Speed [km/h] (Section)	65.8 (600m)
Race State	Finished



Rockhampton QLD Professional
 Race 2: TAB BM60 Handicap - 1600m
 19 November 2024 - 14:25
 Track Rating: Good 4, Weather: Fine, Rail Position: +4.5m Entire



Section	Overall	1400m	1200m	1000m	800m	600m	400m	200m
Section Times	1:36.65 [4] (0:14.21)	1:22.44 [4] (0:11.73)	1:10.71 [3] (0:12.13)	0:58.58 [3] (0:12.07)	0:46.51 [3] (0:11.80)	0:34.71 [3] (0:11.18)	0:23.53 [3] (0:11.51)	0:12.02 [5] (0:12.02)
Average Speed [km/h]	50.7	61.3	59.3	59.6	62.1	64.5	62.5	60.0
Top Speed [km/h]	60.2	61.9	60.7	61.0	63.9	65.8	64.5	61.6
Avg. Dist. to Rail [m]	1.0	0.9	0.7	0.7	2.2	3.2	3.0	3.4
Avg. Stride Freq. [Hz]	2.3	2.5	2.4	2.4	2.4	2.5	2.5	2.5
Avg. Stride Length [m]	6.0	6.7	6.7	6.8	7.2	7.3	7.0	6.8



- [] Ranking at each section and finish
- .-.- No data available at this section
- NA No data available



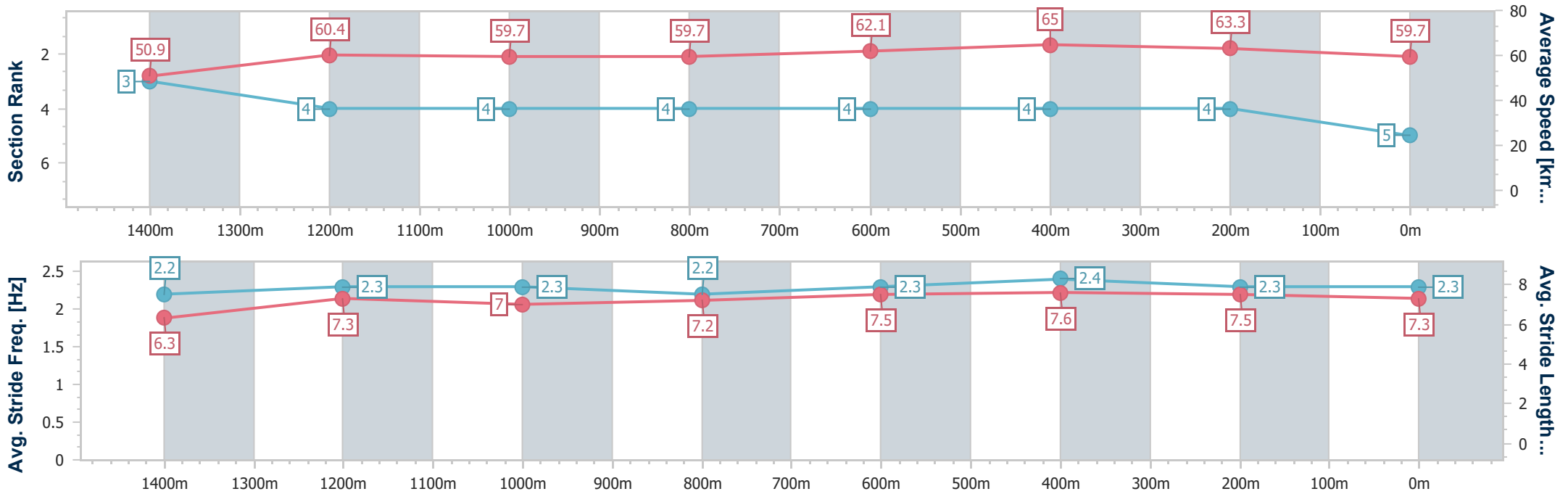
Horse/Jockey Name	Roy's Road
Final Rank	5
Fastest Section Time (Section)	0:11.11 (600m)
Top Speed [km/h] (Section)	65.5 (600m)
Race State	Finished



Rockhampton QLD Professional
 Race 2: TAB BM60 Handicap - 1600m
 19 November 2024 - 14:25
 Track Rating: Good 4, Weather: Fine, Rail Position: +4.5m Entire



Section	Overall	1400m	1200m	1000m	800m	600m	400m	200m
Section Times	1:36.68 [5] (0:14.17)	1:22.51 [3] (0:11.89)	1:10.62 [4] (0:12.06)	0:58.56 [4] (0:12.13)	0:46.43 [4] (0:11.88)	0:34.55 [4] (0:11.11)	0:23.44 [4] (0:11.38)	0:12.06 [4] (0:12.06)
Average Speed [km/h]	50.9	60.4	59.7	59.7	62.1	65.0	63.3	59.7
Top Speed [km/h]	59.1	62.9	62.8	61.7	65.2	65.5	65.4	61.9
Avg. Dist. to Rail [m]	0.2	0.2	0.3	0.6	3.2	4.7	4.9	6.1
Avg. Stride Freq. [Hz]	2.2	2.3	2.3	2.2	2.3	2.4	2.3	2.3
Avg. Stride Length [m]	6.3	7.3	7.0	7.2	7.5	7.6	7.5	7.3



- [] Ranking at each section and finish
- .-.- No data available at this section
- NA No data available



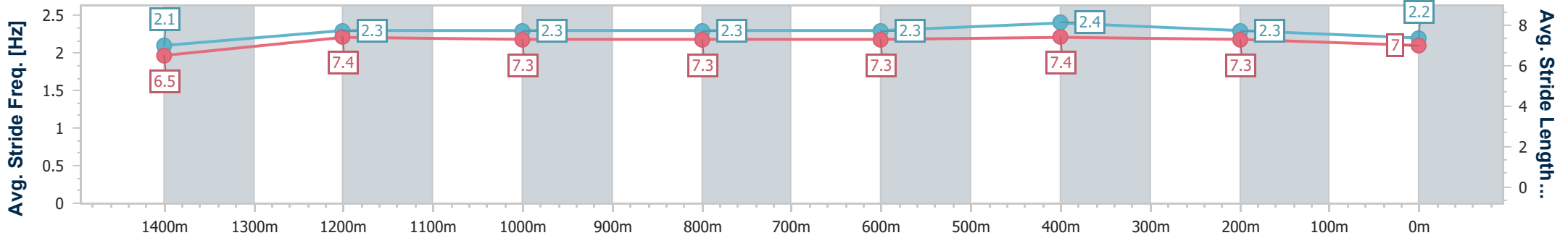
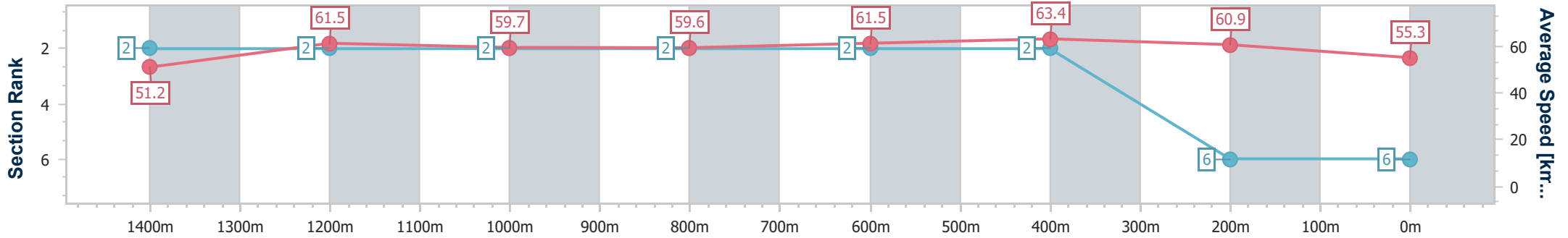
Horse/Jockey Name	Torque Espagna
Final Rank	6
Fastest Section Time (Section)	0:11.36 (600m)
Top Speed [km/h] (Section)	64.0 (600m)
Race State	Finished



Rockhampton QLD Professional
 Race 2: TAB BM60 Handicap - 1600m
 19 November 2024 - 14:25
 Track Rating: Good 4, Weather: Fine, Rail Position: +4.5m Entire



Section	Overall	1400m	1200m	1000m	800m	600m	400m	200m
Section Times	1:37.93 [6] (0:14.05)	1:23.88 [2] (0:11.69)	1:12.19 [2] (0:12.08)	1:00.11 [2] (0:12.06)	0:48.05 [2] (0:11.85)	0:36.20 [2] (0:11.36)	0:24.84 [2] (0:11.82)	0:13.02 [6] (0:13.02)
Average Speed [km/h]	51.2	61.5	59.7	59.6	61.5	63.4	60.9	55.3
Top Speed [km/h]	61.4	62.2	60.6	61.8	63.0	64.0	63.3	58.7
Avg. Dist. to Rail [m]	1.4	0.5	0.6	0.2	1.6	3.4	3.8	4.8
Avg. Stride Freq. [Hz]	2.1	2.3	2.3	2.3	2.3	2.4	2.3	2.2
Avg. Stride Length [m]	6.5	7.4	7.3	7.3	7.3	7.4	7.3	7.0



- [] Ranking at each section and finish
- .-.- No data available at this section
- NA No data available



Rockhampton QLD Professional

Race 3: Join the RJC's Gold Club Handicap - 1050m

19 November 2024 - 15:05



Track Rating: Good 4, Weather: Fine, Rail Position: +4.5m Entire

Section		Overall	1000m	800m	600m	400m	200m	Last 600m					
Field Times		1:00.12 (0:04.31)	0:55.81 (0:11.40)	0:44.41 (0:11.34)	0:33.07 (0:10.89)	0:22.18 (0:10.78)	0:11.40 (0:11.40)	0:33.07					
Rank	TAB Horse/Jockey	Barrier	Top Speed [km/h]	Fastest Section							Margin	Distance Travelled [m]	
1	4 MEDIA EMPIRE Warwick Satherley	4	70.2 400m	0:04.50 Overall	1:00.12 [1] (0:04.50)	0:55.62 [4] (0:11.70)	0:43.92 [4] (0:11.30)	0:32.62 [4] (0:10.68)	0:21.94 [3] (0:10.54)	0:11.40 [1] (0:11.40)	1:00.12	0:32.62	
2	2 CAPTAIN FOX Adam Sewell	3	67.5 600m	0:04.46 Overall	1:00.36 [2] (0:04.46)	0:55.90 [2] (0:11.67)	0:44.23 [3] (0:11.30)	0:32.93 [3] (0:10.85)	0:22.08 [4] (0:10.87)	0:11.21 [5] (0:11.21)	1.38L	0:32.93	-4
3	1 COCHRANE Ashley Butler	6	68.7 600m	0:04.48 Overall	1:00.41 [3] (0:04.48)	0:55.93 [3] (0:11.46)	0:44.47 [2] (0:11.38)	0:33.09 [2] (0:10.84)	0:22.25 [2] (0:10.77)	0:11.48 [3] (0:11.48)	1.69L	0:33.09	-2
4	3 JANEAN Justin Stanley	5	67.0 600m	0:04.31 Overall	1:00.41 [4] (0:04.31)	0:56.10 [1] (0:11.40)	0:44.70 [1] (0:11.34)	0:33.36 [1] (0:10.89)	0:22.47 [1] (0:10.89)	0:11.58 [2] (0:11.58)	1.7L	0:33.36	+1
5	7 SVINDAL Sean Cormack	2	68.2 600m	0:04.61 Overall	1:00.89 [5] (0:04.61)	0:56.28 [6] (0:11.90)	0:44.38 [5] (0:11.16)	0:33.22 [5] (0:10.70)	0:22.52 [5] (0:10.74)	0:11.78 [4] (0:11.78)	4.51L	0:33.22	-1
6	8 MILO MAN Olivia Kendal	7	68.1 600m	0:04.58 Overall	1:01.06 [6] (0:04.58)	0:56.48 [5] (0:11.93)	0:44.55 [6] (0:11.23)	0:33.32 [6] (0:10.81)	0:22.51 [6] (0:10.82)	0:11.69 [6] (0:11.69)	5.5L	0:33.32	+0
7	6 MISTER LARRABEE Michael Murphy	1	69.4 600m	0:05.18 Overall	1:01.14 [7] (0:05.18)	0:55.96 [7] (0:11.89)	0:44.07 [7] (0:11.14)	0:32.93 [7] (0:10.52)	0:22.41 [7] (0:10.77)	0:11.64 [7] (0:11.64)	6.02L	0:32.93	+1

Scratched: Leadership Spill (#5)

[] Ranking at each section and finish
 -:-:- No data available at this section
 NA No data available

SCN Saddle cloth number
 DNF Did not finish
 DNT Did not track



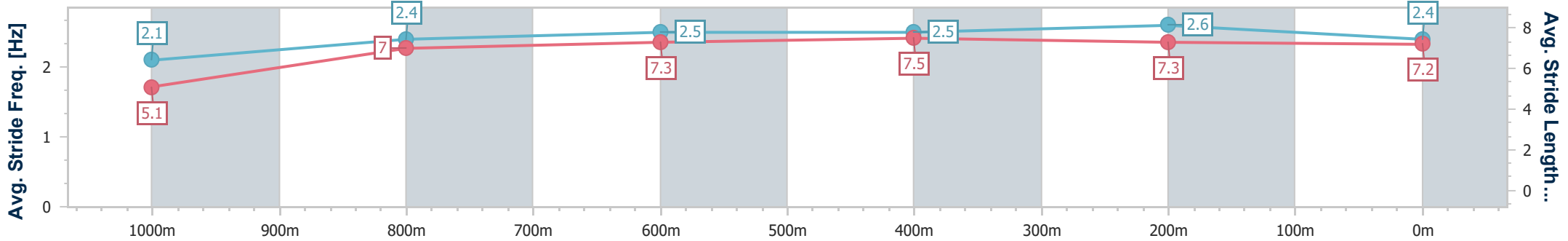
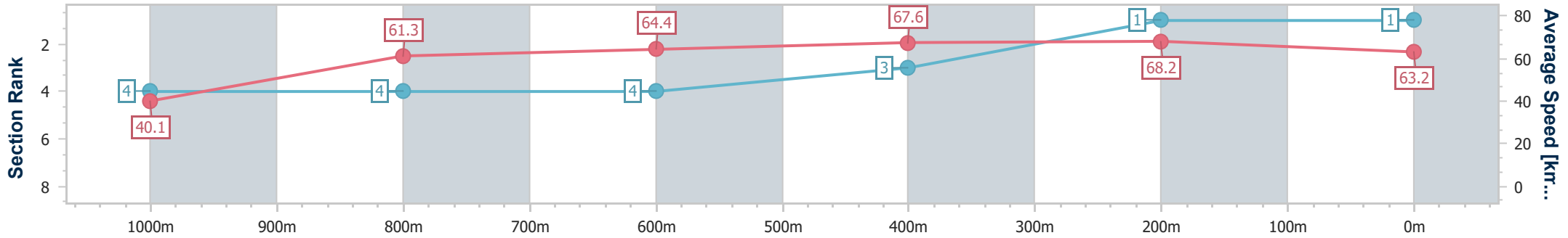
Horse/Jockey Name	Media Empire
Final Rank	1
Fastest Section Time (Section)	0:04.50 (Overall)
Top Speed [km/h] (Section)	70.2 (400m)
Race State	Finished



Rockhampton QLD Professional
 Race 3: Join the RJC's Gold Club Handicap - 1050m
 19 November 2024 - 15:05
 Track Rating: Good 4, Weather: Fine, Rail Position: +4.5m Entire



Section	Overall	1000m	800m	600m	400m	200m
Section Times	1:00.12 [1] (0:04.50)	0:55.62 [4] (0:11.70)	0:43.92 [4] (0:11.30)	0:32.62 [4] (0:10.68)	0:21.94 [3] (0:10.54)	0:11.40 [1] (0:11.40)
Average Speed [km/h]	40.1	61.3	64.4	67.6	68.2	63.2
Top Speed [km/h]	53.5	65.0	65.9	69.6	70.2	66.8
Avg. Dist. to Rail [m]	3.9	0.7	1.4	2.7	2.6	2.3
Avg. Stride Freq. [Hz]	2.1	2.4	2.5	2.5	2.6	2.4
Avg. Stride Length [m]	5.1	7.0	7.3	7.5	7.3	7.2



- [] Ranking at each section and finish
- .-.- No data available at this section
- NA No data available



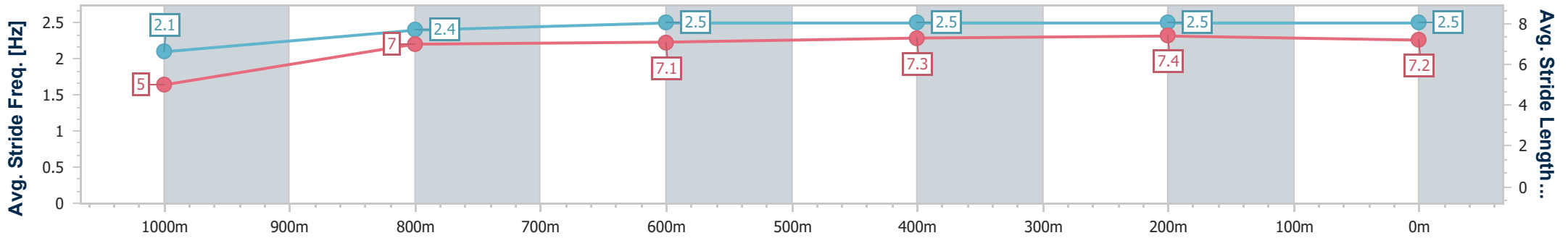
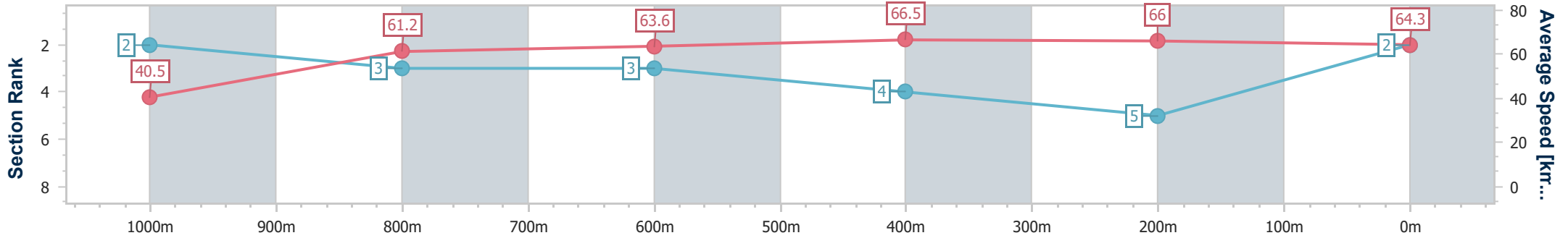
Horse/Jockey Name	Captain Fox
Final Rank	2
Fastest Section Time (Section)	0:04.46 (Overall)
Top Speed [km/h] (Section)	67.5 (600m)
Race State	Finished



Rockhampton QLD Professional
 Race 3: Join the RJC's Gold Club Handicap - 1050m
 19 November 2024 - 15:05
 Track Rating: Good 4, Weather: Fine, Rail Position: +4.5m Entire



Section	Overall	1000m	800m	600m	400m	200m
Section Times	1:00.36 [2] (0:04.46)	0:55.90 [2] (0:11.67)	0:44.23 [3] (0:11.30)	0:32.93 [3] (0:10.85)	0:22.08 [4] (0:10.87)	0:11.21 [5]
Average Speed [km/h]	40.5	61.2	63.6	66.5	66.0	64.3
Top Speed [km/h]	54.2	65.3	65.5	67.5	66.5	65.9
Avg. Dist. to Rail [m]	2.7	1.2	0.7	1.4	1.4	3.6
Avg. Stride Freq. [Hz]	2.1	2.4	2.5	2.5	2.5	2.5
Avg. Stride Length [m]	5.0	7.0	7.1	7.3	7.4	7.2



- [] Ranking at each section and finish
- .-.- No data available at this section
- NA No data available



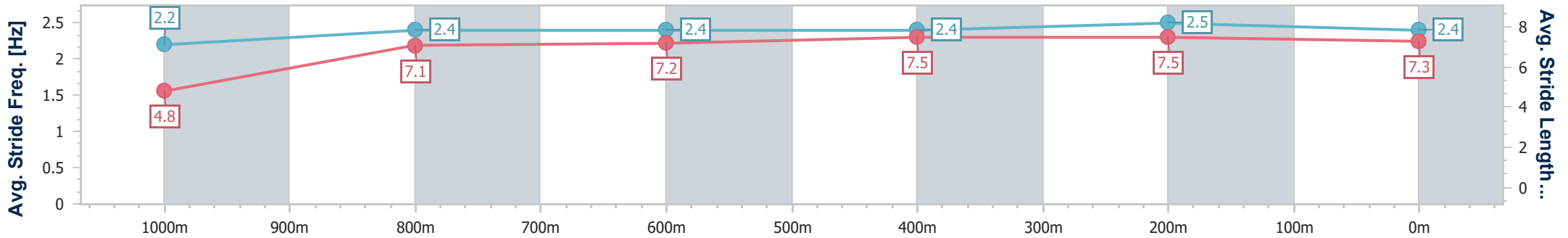
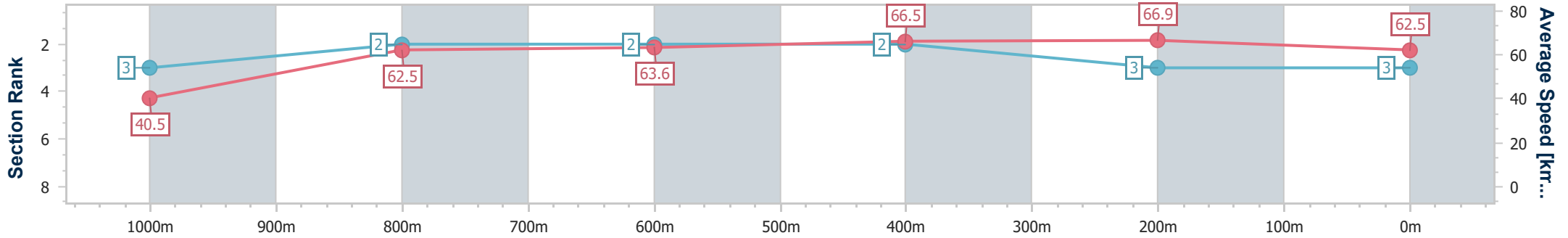
Horse/Jockey Name	Cochrane
Final Rank	3
Fastest Section Time (Section)	0:04.48 (Overall)
Top Speed [km/h] (Section)	68.7 (600m)
Race State	Finished



Rockhampton QLD Professional
 Race 3: Join the RJC's Gold Club Handicap - 1050m
 19 November 2024 - 15:05
 Track Rating: Good 4, Weather: Fine, Rail Position: +4.5m Entire



Section	Overall	1000m	800m	600m	400m	200m
Section Times	1:00.41 [3] (0:04.48)	0:55.93 [3] (0:11.46)	0:44.47 [2] (0:11.38)	0:33.09 [2] (0:10.84)	0:22.25 [2] (0:10.77)	0:11.48 [3] (0:11.48)
Average Speed [km/h]	40.5	62.5	63.6	66.5	66.9	62.5
Top Speed [km/h]	56.8	64.7	65.6	68.7	68.7	66.5
Avg. Dist. to Rail [m]	5.3	1.8	1.6	2.3	2.2	3.4
Avg. Stride Freq. [Hz]	2.2	2.4	2.4	2.4	2.5	2.4
Avg. Stride Length [m]	4.8	7.1	7.2	7.5	7.5	7.3



- [] Ranking at each section and finish
- .-.- No data available at this section
- NA No data available



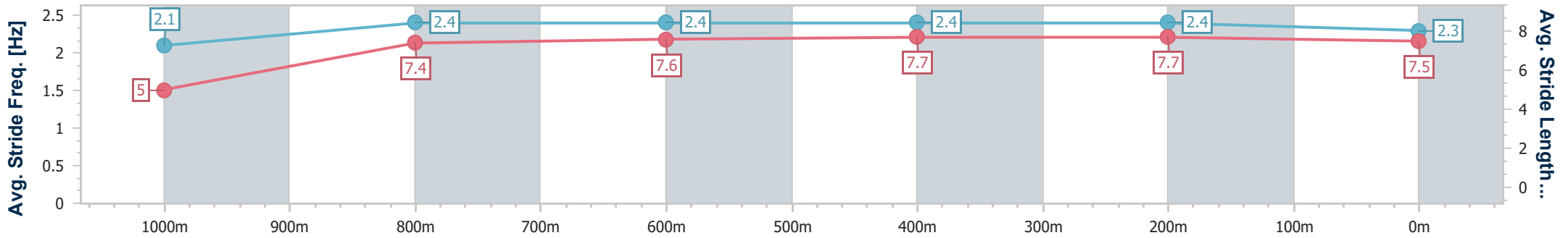
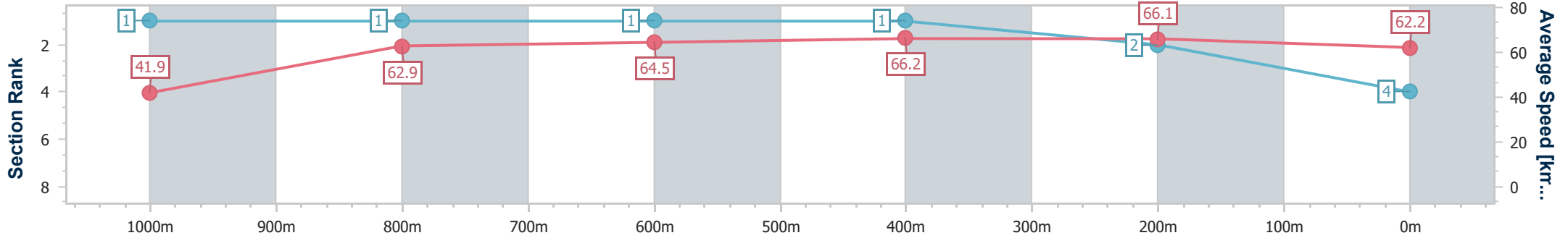
Horse/Jockey Name	Janean
Final Rank	4
Fastest Section Time (Section)	0:04.31 (Overall)
Top Speed [km/h] (Section)	67.0 (600m)
Race State	Finished



Rockhampton QLD Professional
 Race 3: Join the RJC's Gold Club Handicap - 1050m
 19 November 2024 - 15:05
 Track Rating: Good 4, Weather: Fine, Rail Position: +4.5m Entire



Section	Overall	1000m	800m	600m	400m	200m
Section Times	1:00.41 [4] (0:04.31)	0:56.10 [1] (0:11.40)	0:44.70 [1] (0:11.34)	0:33.36 [1] (0:10.89)	0:22.47 [1] (0:10.89)	0:11.58 [2] (0:11.58)
Average Speed [km/h]	41.9	62.9	64.5	66.2	66.1	62.2
Top Speed [km/h]	56.1	64.7	65.4	67.0	66.8	64.8
Avg. Dist. to Rail [m]	4.8	1.1	1.8	2.9	2.0	2.0
Avg. Stride Freq. [Hz]	2.1	2.4	2.4	2.4	2.4	2.3
Avg. Stride Length [m]	5.0	7.4	7.6	7.7	7.7	7.5



- [] Ranking at each section and finish
- .-.- No data available at this section
- NA No data available



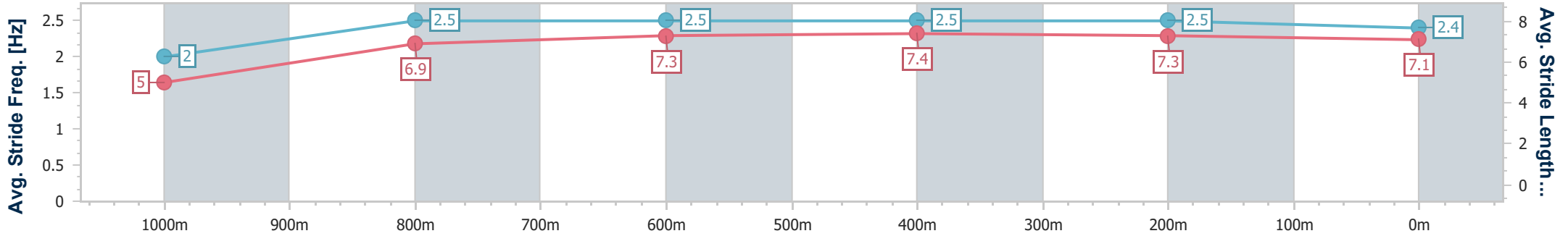
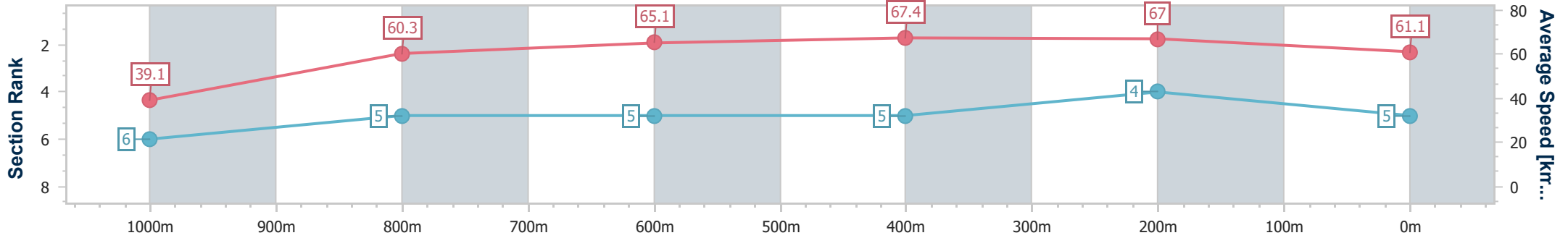
Horse/Jockey Name	Svindal
Final Rank	5
Fastest Section Time (Section)	0:04.61 (Overall)
Top Speed [km/h] (Section)	68.2 (600m)
Race State	Finished



Rockhampton QLD Professional
 Race 3: Join the RJC's Gold Club Handicap - 1050m
 19 November 2024 - 15:05
 Track Rating: Good 4, Weather: Fine, Rail Position: +4.5m Entire



Section	Overall	1000m	800m	600m	400m	200m
Section Times	1:00.89 [5] (0:04.61)	0:56.28 [6] (0:11.90)	0:44.38 [5] (0:11.16)	0:33.22 [5] (0:10.70)	0:22.52 [5] (0:10.74)	0:11.78 [4] (0:11.78)
Average Speed [km/h]	39.1	60.3	65.1	67.4	67.0	61.1
Top Speed [km/h]	52.4	64.7	66.8	68.2	68.2	65.2
Avg. Dist. to Rail [m]	1.6	0.8	1.2	3.5	4.1	5.1
Avg. Stride Freq. [Hz]	2.0	2.5	2.5	2.5	2.5	2.4
Avg. Stride Length [m]	5.0	6.9	7.3	7.4	7.3	7.1



- [] Ranking at each section and finish
- .-.- No data available at this section
- NA No data available



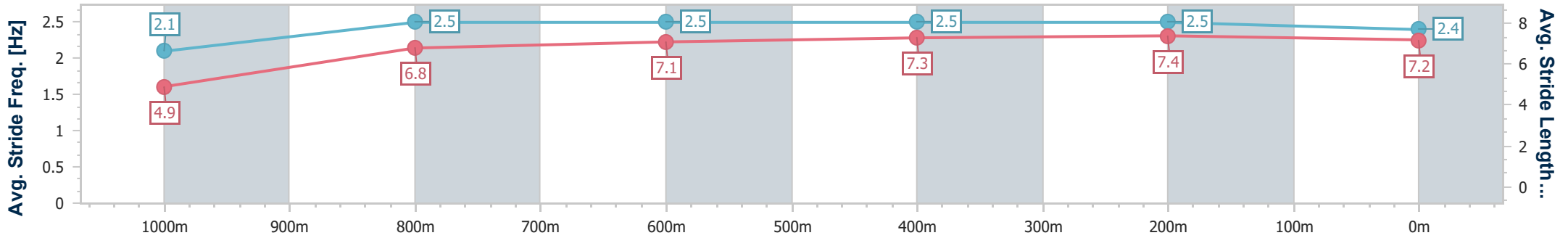
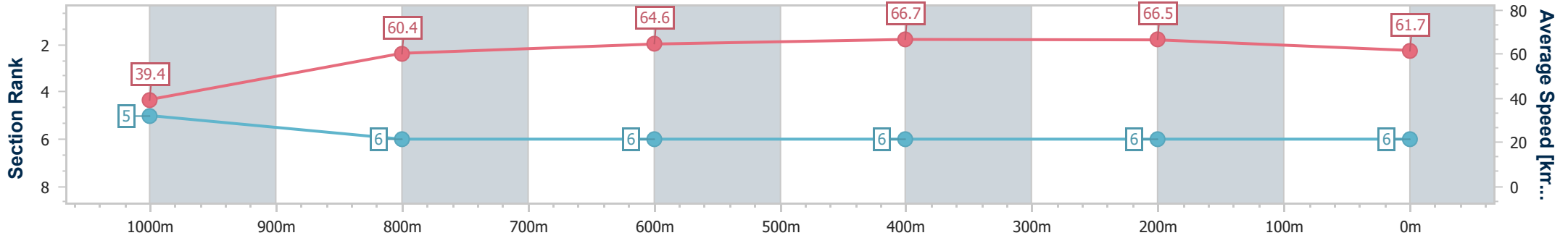
Horse/Jockey Name	Milo Man
Final Rank	6
Fastest Section Time (Section)	0:04.58 (Overall)
Top Speed [km/h] (Section)	68.1 (600m)
Race State	Finished



Rockhampton QLD Professional
 Race 3: Join the RJC's Gold Club Handicap - 1050m
 19 November 2024 - 15:05
 Track Rating: Good 4, Weather: Fine, Rail Position: +4.5m Entire



Section	Overall	1000m	800m	600m	400m	200m
Section Times	1:01.06 [6] (0:04.58)	0:56.48 [5] (0:11.93)	0:44.55 [6] (0:11.23)	0:33.32 [6] (0:10.81)	0:22.51 [6] (0:10.82)	0:11.69 [6] (0:11.69)
Average Speed [km/h]	39.4	60.4	64.6	66.7	66.5	61.7
Top Speed [km/h]	54.9	63.7	64.7	68.1	67.7	64.9
Avg. Dist. to Rail [m]	6.8	1.7	1.1	2.0	6.1	7.2
Avg. Stride Freq. [Hz]	2.1	2.5	2.5	2.5	2.5	2.4
Avg. Stride Length [m]	4.9	6.8	7.1	7.3	7.4	7.2



- [] Ranking at each section and finish
- .-.- No data available at this section
- NA No data available



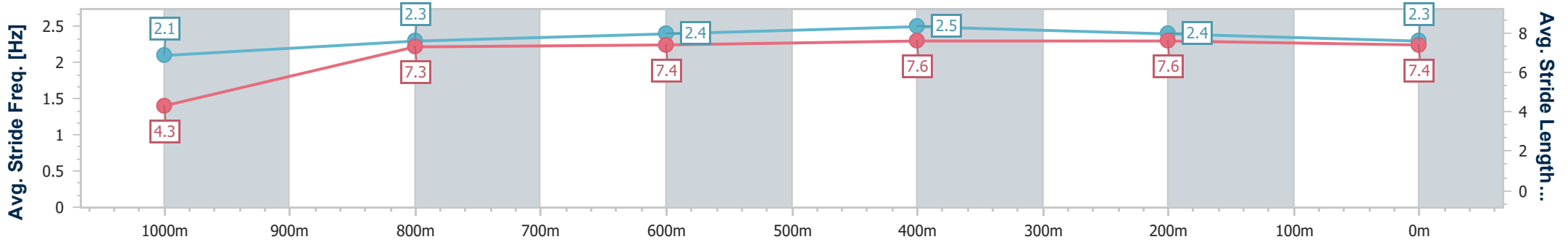
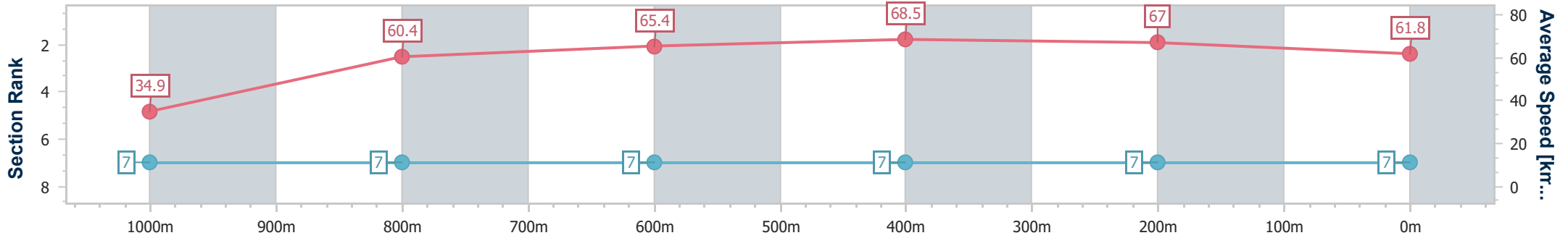
Horse/Jockey Name	Mister Larrabee
Final Rank	7
Fastest Section Time (Section)	0:05.18 (Overall)
Top Speed [km/h] (Section)	69.4 (600m)
Race State	Finished



Rockhampton QLD Professional
 Race 3: Join the RJC's Gold Club Handicap - 1050m
 19 November 2024 - 15:05
 Track Rating: Good 4, Weather: Fine, Rail Position: +4.5m Entire



Section	Overall	1000m	800m	600m	400m	200m
Section Times	1:01.14 [7] (0:05.18)	0:55.96 [7] (0:11.89)	0:44.07 [7] (0:11.14)	0:32.93 [7] (0:10.52)	0:22.41 [7] (0:10.77)	0:11.64 [7] (0:11.64)
Average Speed [km/h]	34.9	60.4	65.4	68.5	67.0	61.8
Top Speed [km/h]	51.7	64.3	66.5	69.4	68.6	64.7
Avg. Dist. to Rail [m]	1.3	0.7	1.7	4.5	5.8	8.1
Avg. Stride Freq. [Hz]	2.1	2.3	2.4	2.5	2.4	2.3
Avg. Stride Length [m]	4.3	7.3	7.4	7.6	7.6	7.4



- [] Ranking at each section and finish
- .-.- No data available at this section
- NA No data available

Track Rating: Good 4, Weather: Fine, Rail Position: +4.5m Entire

Section												Last 600m	
Field Times		Overall	1200m	1000m	800m	600m	400m						0:35.41
		1:17.62 (0:07.73)	1:09.89 (0:11.01)	0:58.88 (0:11.38)	0:47.50 (0:12.09)	0:35.41 (0:11.76)	0:23.65 (0:11.54)						
Rank	TAB	Horse/Jockey	Barrier	Top Speed [km/h]	Fastest Section							Distance Travelled [m]	
1	9	THE DARK SIDE Olivia Kendal	9	66.2 400m	0:08.00 Overall	1:17.62 [1] (0:08.00)	1:09.62 [9] (0:11.38)	0:58.24 [11] (0:11.70)	0:46.54 [11] (0:12.45)	0:34.09 [11] (0:11.24)	0:22.85 [12] (0:11.16)	0:34.09	
2	3	PEAKING TOM Warwick Satherley	11	66.0 1200m	0:07.91 Overall	1:17.64 [2] (0:07.91)	1:09.73 [6] (0:11.09)	0:58.64 [5] (0:11.55)	0:47.09 [4] (0:12.32)	0:34.77 [5] (0:11.47)	0:23.30 [5] (0:11.17)	0:34.77	-4
3	7	ROTHFURY Liv O'Donnell	5	65.9 600m	0:07.99 Overall	1:17.78 [3] (0:07.99)	1:09.79 [8] (0:11.18)	0:58.61 [7] (0:11.64)	0:46.97 [7] (0:12.24)	0:34.73 [7] (0:11.38)	0:23.35 [7] (0:11.40)	0:34.73	-6
4	2	JUST BINGO Georgina Cartwright	8	66.4 400m	0:08.14 Overall	1:17.82 [4] (0:08.14)	1:09.68 [12] (0:11.16)	0:58.52 [9] (0:11.68)	0:46.84 [9] (0:12.38)	0:34.46 [10] (0:11.32)	0:23.14 [10] (0:11.17)	0:34.46	-1
5	8	SOUTHAVEN Sean Cormack	13	66.5 1200m	0:07.81 Overall	1:18.03 [5] (0:07.81)	1:10.22 [3] (0:11.19)	0:59.03 [4] (0:11.64)	0:47.39 [5] (0:12.31)	0:35.08 [6] (0:11.22)	0:23.86 [3] (0:11.43)	0:35.08	-1
6	14	LITTLE TOWN FLASH Justin Stanley	6	66.9 1000m	0:08.11 Overall	1:18.41 [6] (0:08.11)	1:10.30 [11] (0:11.21)	0:59.09 [10] (0:11.68)	0:47.41 [10] (0:12.12)	0:35.29 [8] (0:11.29)	0:24.00 [6] (0:11.77)	0:35.29	-8
7	6	ARTHUR'S DREAM Tasha Chambers	2	65.4 1200m	0:07.82 Overall	1:18.64 [7] (0:07.82)	1:10.82 [4] (0:11.22)	0:59.60 [6] (0:11.64)	0:47.96 [6] (0:12.13)	0:35.83 [4] (0:11.47)	0:24.36 [4] (0:11.69)	0:35.83	-7
8	10	JUST LIKE ROSIE Jackson Murphy	3	67.5 1200m	0:07.81 Overall	1:18.89 [8] (0:07.81)	1:11.08 [2] (0:10.93)	1:00.15 [1] (0:11.38)	0:48.77 [1] (0:12.09)	0:36.68 [1] (0:11.76)	0:24.92 [1] (0:11.93)	0:36.68	-9
9	11	MAHTIKKAINSTINCT Michael Murphy	1	66.3 1200m	0:07.84 Overall	1:19.01 [9] (0:07.84)	1:11.17 [5] (0:11.02)	1:00.15 [3] (0:11.48)	0:48.67 [3] (0:12.24)	0:36.43 [2] (0:11.51)	0:24.92 [2] (0:11.67)	0:36.43	-6
10	5	YONAKA Adam Sewell	12	66.1 600m	0:07.97 Overall	1:19.03 [10] (0:07.97)	1:11.06 [7] (0:11.50)	0:59.56 [12] (0:11.77)	0:47.79 [12] (0:12.34)	0:35.45 [12] (0:11.12)	0:24.33 [11] (0:11.66)	0:35.45	-1

Scratched: Potestas (#4)



Rockhampton QLD Professional

Race 4: LJ Hooker QTIS Maiden Plate - 1300m

19 November 2024 - 15:40



Track Rating: Good 4, Weather: Fine, Rail Position: +4.5m Entire

Section		Overall	1200m	1000m	800m	600m	400m	Last 600m				
Field Times		1:17.62 (0:07.73)	1:09.89 (0:11.01)	0:58.88 (0:11.38)	0:47.50 (0:12.09)	0:35.41 (0:11.76)	0:23.65 (0:11.54)	0:35.41				
Rank	TAB Horse/Jockey	Barrier	Top Speed [km/h]	Fastest Section	Distance Travelled [m]							
11	12 NGAHLI Chelsea Baker	7	64.9	0:08.44	1:19.12 [11]	1:10.68 [13]	0:59.41 [13]	0:47.68 [13]	0:35.50 [13]	0:23.95 [13]	0:35.50	-8
			1000m	Overall	(0:08.44)	(0:11.27)	(0:11.73)	(0:12.18)	(0:11.55)	(0:11.30)		
12	13 POPPY'S PRIDE Raul Silvera Olivera	4	66.0	0:07.73	1:19.23 [12]	1:11.50 [1]	1:00.49 [2]	0:48.92 [2]	0:36.46 [3]	0:24.72 [8]	0:36.46	-4
			1200m	Overall	(0:07.73)	(0:11.01)	(0:11.57)	(0:12.46)	(0:11.74)	(0:11.80)		
13	1 BERAJONDO Ashley Butler	10	67.1	0:08.09	1:19.37 [13]	1:11.28 [10]	1:00.09 [8]	0:48.46 [8]	0:36.22 [9]	0:24.73 [9]	0:36.22	-3
			1200m	Overall	(0:08.09)	(0:11.19)	(0:11.63)	(0:12.24)	(0:11.49)	(0:11.77)		

Scratched: Potestas (#4)



Rockhampton QLD Professional

Race 4: LJ Hooker QTIS Maiden Plate - 1300m

19 November 2024 - 15:40



Track Rating: Good 4, Weather: Fine, Rail Position: +4.5m Entire

Section							200m			Last 600m
Field Times							0:12.11			0:35.41
							(0:12.11)			
Rank	TAB	Horse/Jockey	Barrier	Top Speed [km/h]	Fastest Section	Margin			Distance Travelled [m]	
1	9	THE DARK SIDE	9	66.2	0:08.00	0:11.69 [7]	1:17.62		0:34.09	
		Olivia Kendal		400m	Overall	(0:11.69)				
2	3	PEAKING TOM	11	66.0	0:07.91	0:12.13 [1]	0.15L		0:34.77	
		Warwick Satherley		1200m	Overall	(0:12.13)			-4	
3	7	ROTHFURY	5	65.9	0:07.99	0:11.95 [4]	0.95L		0:34.73	
		Liv O'Donnell		600m	Overall	(0:11.95)			-6	
4	2	JUST BINGO	8	66.4	0:08.14	0:11.97 [5]	1.16L		0:34.46	
		Georgina Cartwright		400m	Overall	(0:11.97)			-1	
5	8	SOUTHAVEN	13	66.5	0:07.81	0:12.43 [2]	2.4L		0:35.08	
		Sean Cormack		1200m	Overall	(0:12.43)			-1	
6	14	LITTLE TOWN FLASH	6	66.9	0:08.11	0:12.23 [9]	4.66L		0:35.29	
		Justin Stanley		1000m	Overall	(0:12.23)			-8	
7	6	ARTHUR'S DREAM	2	65.4	0:07.82	0:12.67 [8]	5.99L		0:35.83	
		Tasha Chambers		1200m	Overall	(0:12.67)			-7	
8	10	JUST LIKE ROSIE	3	67.5	0:07.81	0:12.99 [6]	7.49L		0:36.68	
		Jackson Murphy		1200m	Overall	(0:12.99)			-9	
9	11	MAHTIKKAINSTINCT	1	66.3	0:07.84	0:13.25 [3]	8.18L		0:36.43	
		Michael Murphy		1200m	Overall	(0:13.25)			-6	
10	5	YONAKA	12	66.1	0:07.97	0:12.67 [11]	8.32L		0:35.45	
		Adam Sewell		600m	Overall	(0:12.67)			-1	

Scratched: Potestas (#4)

[] Ranking at each section and finish
 -:-:- No data available at this section
 NA No data available

SCN Saddle cloth number
 DNF Did not finish
 DNT Did not track



Rockhampton QLD Professional

Race 4: LJ Hooker QTIS Maiden Plate - 1300m

19 November 2024 - 15:40



Track Rating: Good 4, Weather: Fine, Rail Position: +4.5m Entire

Section				200m				Last 600m	
Field Times				0:12.11 (0:12.11)				0:35.41	
Rank	TAB	Horse/Jockey	Barrier	Top Speed [km/h]	Fastest Section	Margin			Distance Travelled [m]
11	12	NGAHLI Chelsea Baker	7	64.9 1000m	0:08.44 Overall (0:12.65)	8.85L		0:35.50	-8
12	13	POPPY'S PRIDE Raul Silvera Olivera	4	66.0 1200m	0:07.73 Overall (0:12.92)	9.5L		0:36.46	-4
13	1	BERAJONDO Ashley Butler	10	67.1 1200m	0:08.09 Overall (0:12.96)	10.32L		0:36.22	-3

Scratched: Potestas (#4)



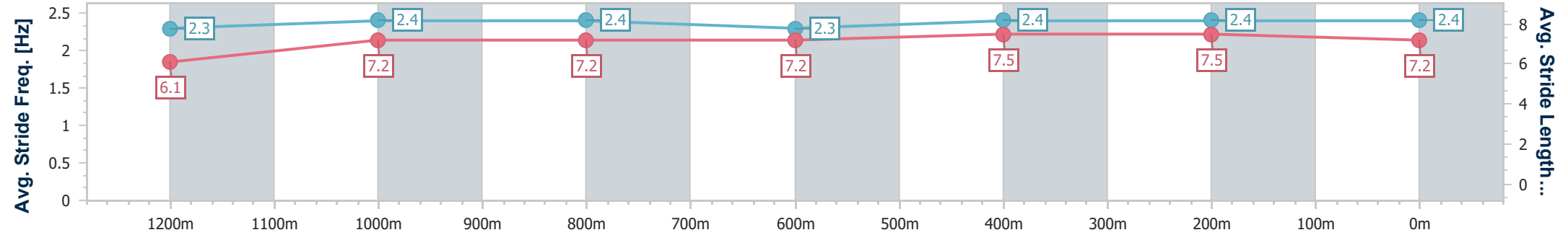
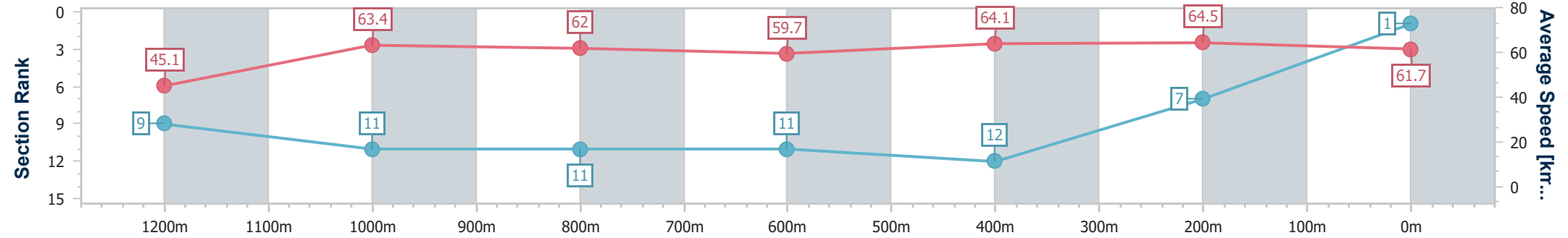
Horse/Jockey Name	The Dark Side
Final Rank	1
Fastest Section Time (Section)	0:08.00 (Overall)
Top Speed [km/h] (Section)	66.2 (400m)
Race State	Finished



Rockhampton QLD Professional
 Race 4: LJ Hooker QTIS Maiden Plate - 1300m
 19 November 2024 - 15:40
 Track Rating: Good 4, Weather: Fine, Rail Position: +4.5m Entire



Section	Overall	1200m	1000m	800m	600m	400m	200m
Section Times	1:17.62 [1] (0:08.00)	1:09.62 [9] (0:11.38)	0:58.24 [11] (0:11.70)	0:46.54 [11] (0:12.45)	0:34.09 [11] (0:11.24)	0:22.85 [12] (0:11.16)	0:11.69 [7]
Average Speed [km/h]	45.1	63.4	62.0	59.7	64.1	64.5	61.7
Top Speed [km/h]	62.3	65.6	64.9	61.5	65.5	66.2	64.5
Avg. Dist. to Rail [m]	5.6	1.6	1.1	3.9	3.1	5.9	8.3
Avg. Stride Freq. [Hz]	2.3	2.4	2.4	2.3	2.4	2.4	2.4
Avg. Stride Length [m]	6.1	7.2	7.2	7.2	7.5	7.5	7.2



- [] Ranking at each section and finish
- .-.- No data available at this section
- NA No data available



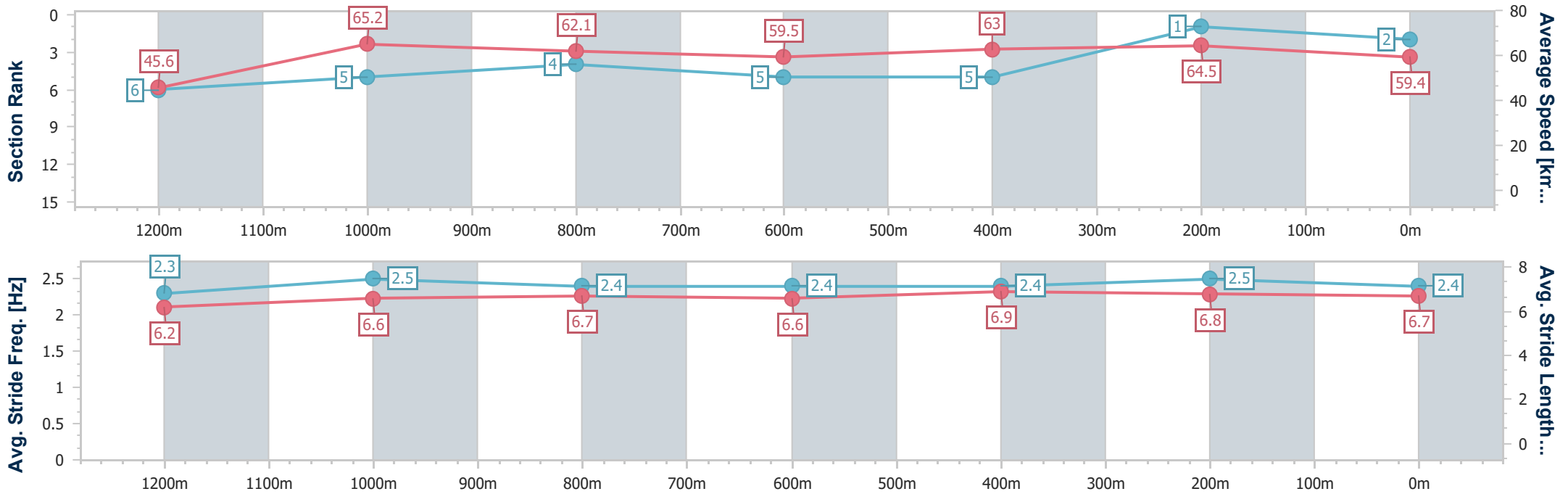
Horse/Jockey Name	Peaking Tom
Final Rank	2
Fastest Section Time (Section)	0:07.91 (Overall)
Top Speed [km/h] (Section)	66.0 (1200m)
Race State	Finished



Rockhampton QLD Professional
 Race 4: LJ Hooker QTIS Maiden Plate - 1300m
 19 November 2024 - 15:40
 Track Rating: Good 4, Weather: Fine, Rail Position: +4.5m Entire



Section	Overall	1200m	1000m	800m	600m	400m	200m
Section Times	1:17.64 [2] (0:07.91)	1:09.73 [6] (0:11.09)	0:58.64 [5] (0:11.55)	0:47.09 [4] (0:12.32)	0:34.77 [5] (0:11.47)	0:23.30 [5] (0:11.17)	0:12.13 [1] (0:12.13)
Average Speed [km/h]	45.6	65.2	62.1	59.5	63.0	64.5	59.4
Top Speed [km/h]	62.4	66.0	65.6	61.1	65.0	65.0	62.9
Avg. Dist. to Rail [m]	8.0	2.8	0.3	2.0	4.1	6.3	6.6
Avg. Stride Freq. [Hz]	2.3	2.5	2.4	2.4	2.4	2.5	2.4
Avg. Stride Length [m]	6.2	6.6	6.7	6.6	6.9	6.8	6.7



- [] Ranking at each section and finish
- .-.- No data available at this section
- NA No data available



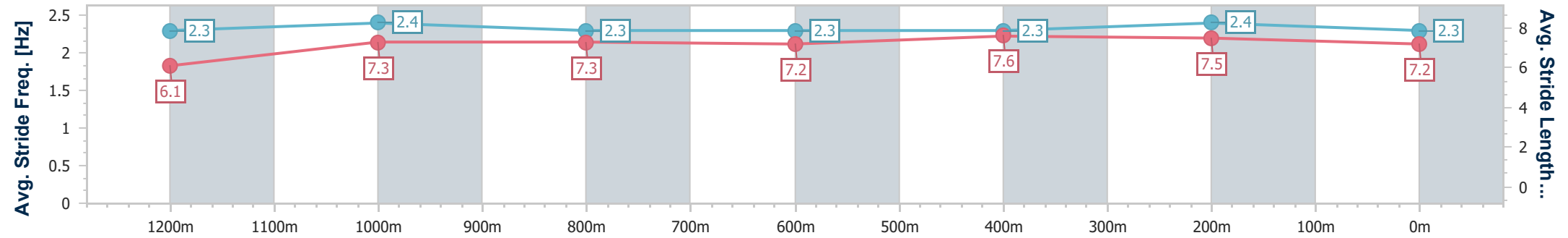
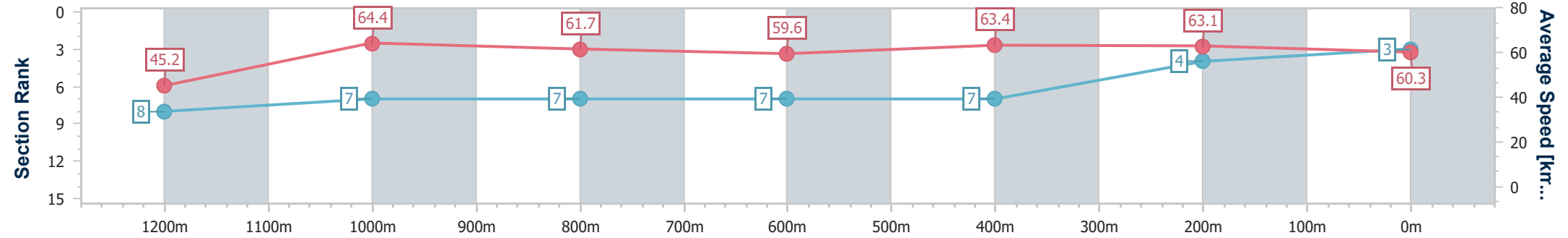
Horse/Jockey Name	Rothfury
Final Rank	3
Fastest Section Time (Section)	0:07.99 (Overall)
Top Speed [km/h] (Section)	65.9 (600m)
Race State	Finished



Rockhampton QLD Professional
 Race 4: LJ Hooker QTIS Maiden Plate - 1300m
 19 November 2024 - 15:40
 Track Rating: Good 4, Weather: Fine, Rail Position: +4.5m Entire



Section	Overall	1200m	1000m	800m	600m	400m	200m
Section Times	1:17.78 [3] (0:07.99)	1:09.79 [8] (0:11.18)	0:58.61 [7] (0:11.64)	0:46.97 [7] (0:12.24)	0:34.73 [7] (0:11.38)	0:23.35 [7] (0:11.40)	0:11.95 [4]
Average Speed [km/h]	45.2	64.4	61.7	59.6	63.4	63.1	60.3
Top Speed [km/h]	61.6	65.3	64.7	61.4	65.9	65.8	62.9
Avg. Dist. to Rail [m]	3.3	1.0	0.3	1.8	2.7	4.4	5.9
Avg. Stride Freq. [Hz]	2.3	2.4	2.3	2.3	2.3	2.4	2.3
Avg. Stride Length [m]	6.1	7.3	7.3	7.2	7.6	7.5	7.2



- [] Ranking at each section and finish
- .-.- No data available at this section
- NA No data available



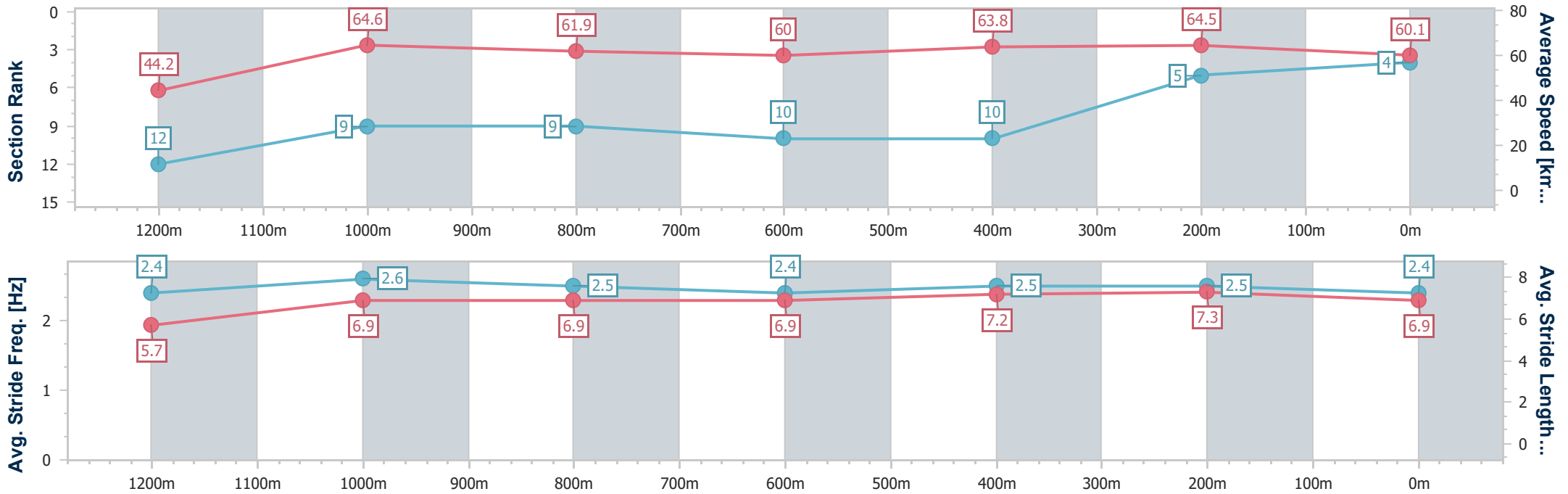
Horse/Jockey Name	Just Bingo
Final Rank	4
Fastest Section Time (Section)	0:08.14 (Overall)
Top Speed [km/h] (Section)	66.4 (400m)
Race State	Finished



Rockhampton QLD Professional
 Race 4: LJ Hooker QTIS Maiden Plate - 1300m
 19 November 2024 - 15:40
 Track Rating: Good 4, Weather: Fine, Rail Position: +4.5m Entire



Section	Overall	1200m	1000m	800m	600m	400m	200m
Section Times	1:17.82 [4] (0:08.14)	1:09.68 [12] (0:11.16)	0:58.52 [9] (0:11.68)	0:46.84 [9] (0:12.38)	0:34.46 [10] (0:11.32)	0:23.14 [10] (0:11.17)	0:11.97 [5]
Average Speed [km/h]	44.2	64.6	61.9	60.0	63.8	64.5	60.1
Top Speed [km/h]	59.9	65.8	65.6	62.4	65.1	66.4	62.3
Avg. Dist. to Rail [m]	5.6	1.0	1.3	4.0	2.4	4.2	7.8
Avg. Stride Freq. [Hz]	2.4	2.6	2.5	2.4	2.5	2.5	2.4
Avg. Stride Length [m]	5.7	6.9	6.9	6.9	7.2	7.3	6.9



- [] Ranking at each section and finish
- .-.- No data available at this section
- NA No data available



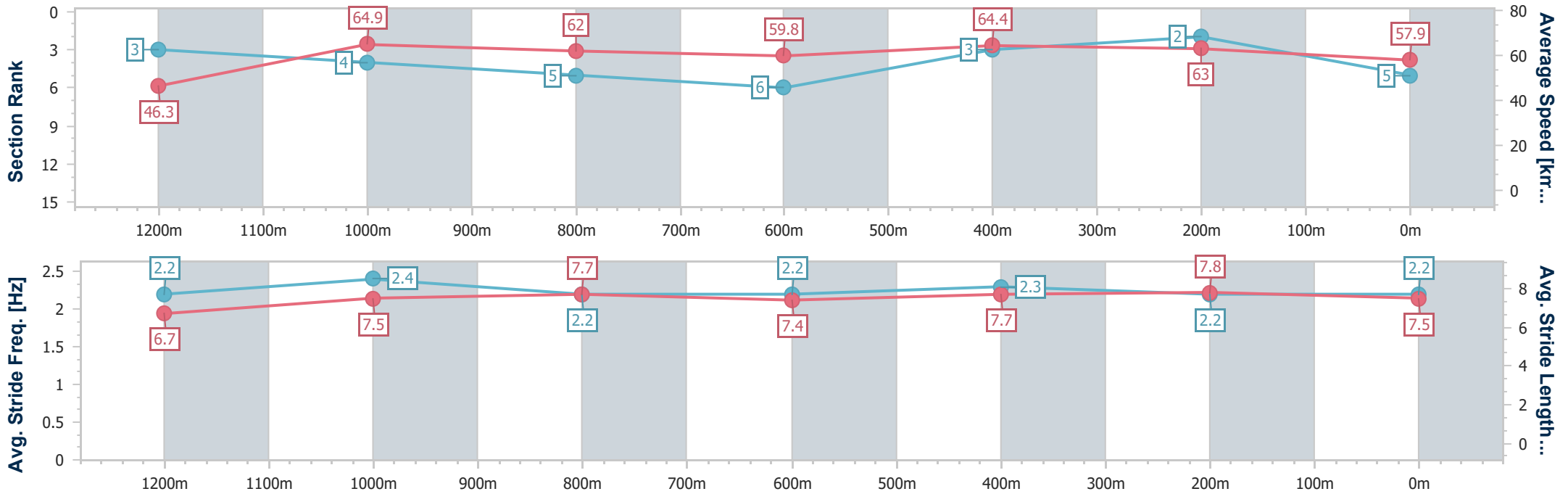
Horse/Jockey Name	Southaven
Final Rank	5
Fastest Section Time (Section)	0:07.81 (Overall)
Top Speed [km/h] (Section)	66.5 (1200m)
Race State	Finished



Rockhampton QLD Professional
 Race 4: LJ Hooker QTIS Maiden Plate - 1300m
 19 November 2024 - 15:40
 Track Rating: Good 4, Weather: Fine, Rail Position: +4.5m Entire



Section	Overall	1200m	1000m	800m	600m	400m	200m
Section Times	1:18.03 [5] (0:07.81)	1:10.22 [3] (0:11.19)	0:59.03 [4] (0:11.64)	0:47.39 [5] (0:12.31)	0:35.08 [6] (0:11.22)	0:23.86 [3] (0:11.43)	0:12.43 [2] (0:12.43)
Average Speed [km/h]	46.3	64.9	62.0	59.8	64.4	63.0	57.9
Top Speed [km/h]	61.6	66.5	64.8	61.9	65.5	64.1	60.8
Avg. Dist. to Rail [m]	10.5	4.7	0.9	3.0	4.6	4.0	4.6
Avg. Stride Freq. [Hz]	2.2	2.4	2.2	2.2	2.3	2.2	2.2
Avg. Stride Length [m]	6.7	7.5	7.7	7.4	7.7	7.8	7.5



- [] Ranking at each section and finish
- .-.- No data available at this section
- NA No data available



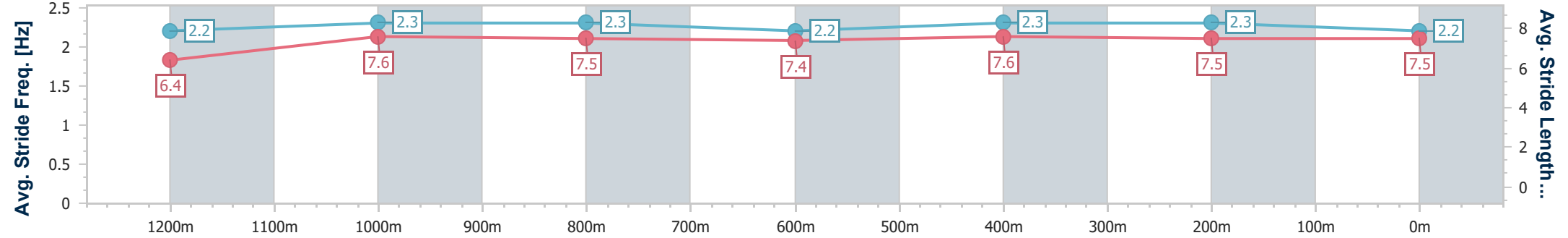
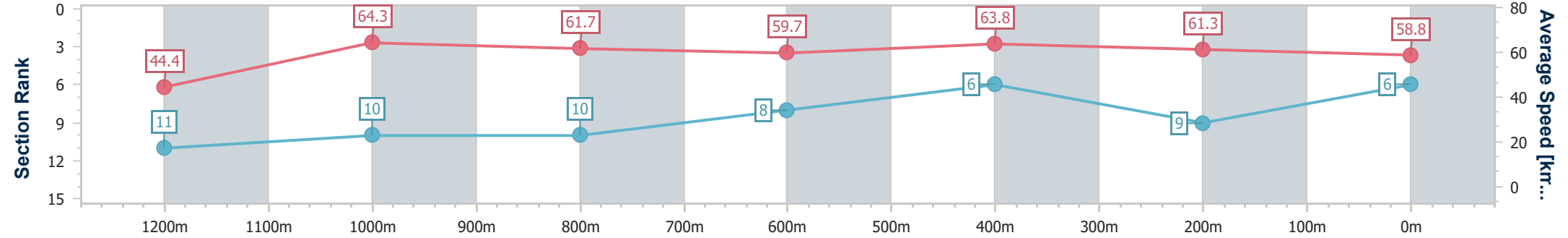
Horse/Jockey Name	Little Town Flash
Final Rank	6
Fastest Section Time (Section)	0:08.11 (Overall)
Top Speed [km/h] (Section)	66.9 (1000m)
Race State	Finished



Rockhampton QLD Professional
 Race 4: LJ Hooker QTIS Maiden Plate - 1300m
 19 November 2024 - 15:40
 Track Rating: Good 4, Weather: Fine, Rail Position: +4.5m Entire



Section	Overall	1200m	1000m	800m	600m	400m	200m
Section Times	1:18.41 [6] (0:08.11)	1:10.30 [11] (0:11.21)	0:59.09 [10] (0:11.68)	0:47.41 [10] (0:12.12)	0:35.29 [8] (0:11.29)	0:24.00 [6] (0:11.77)	0:12.23 [9] (0:12.23)
Average Speed [km/h]	44.4	64.3	61.7	59.7	63.8	61.3	58.8
Top Speed [km/h]	59.7	66.7	66.9	61.7	64.6	64.3	60.2
Avg. Dist. to Rail [m]	4.5	0.7	0.2	0.8	1.1	1.3	3.4
Avg. Stride Freq. [Hz]	2.2	2.3	2.3	2.2	2.3	2.3	2.2
Avg. Stride Length [m]	6.4	7.6	7.5	7.4	7.6	7.5	7.5



- [] Ranking at each section and finish
- .-.- No data available at this section
- NA No data available



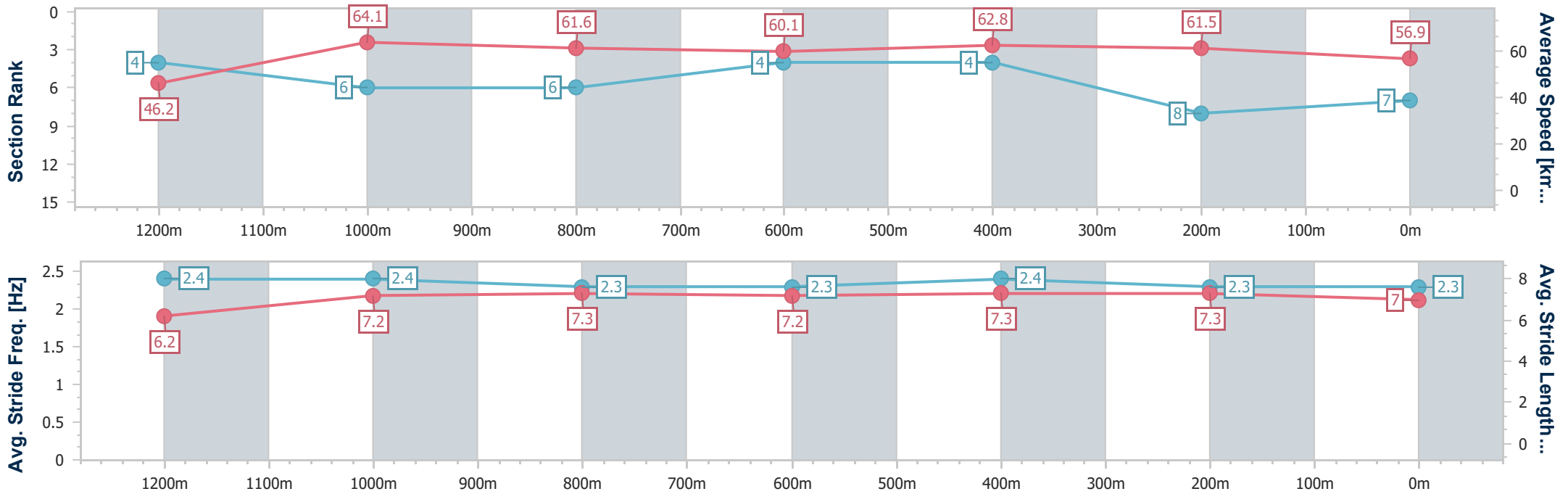
Horse/Jockey Name	Arthur's Dream
Final Rank	7
Fastest Section Time (Section)	0:07.82 (Overall)
Top Speed [km/h] (Section)	65.4 (1200m)
Race State	Finished



Rockhampton QLD Professional
 Race 4: LJ Hooker QTIS Maiden Plate - 1300m
 19 November 2024 - 15:40
 Track Rating: Good 4, Weather: Fine, Rail Position: +4.5m Entire



Section	Overall	1200m	1000m	800m	600m	400m	200m
Section Times	1:18.64 [7] (0:07.82)	1:10.82 [4] (0:11.22)	0:59.60 [6] (0:11.64)	0:47.96 [6] (0:12.13)	0:35.83 [4] (0:11.47)	0:24.36 [4] (0:11.69)	0:12.67 [8] (0:12.67)
Average Speed [km/h]	46.2	64.1	61.6	60.1	62.8	61.5	56.9
Top Speed [km/h]	63.2	65.4	64.2	61.0	63.9	63.3	58.6
Avg. Dist. to Rail [m]	0.8	0.2	0.8	1.5	3.0	3.3	6.4
Avg. Stride Freq. [Hz]	2.4	2.4	2.3	2.3	2.4	2.3	2.3
Avg. Stride Length [m]	6.2	7.2	7.3	7.2	7.3	7.3	7.0



- [] Ranking at each section and finish
- .-.- No data available at this section
- NA No data available



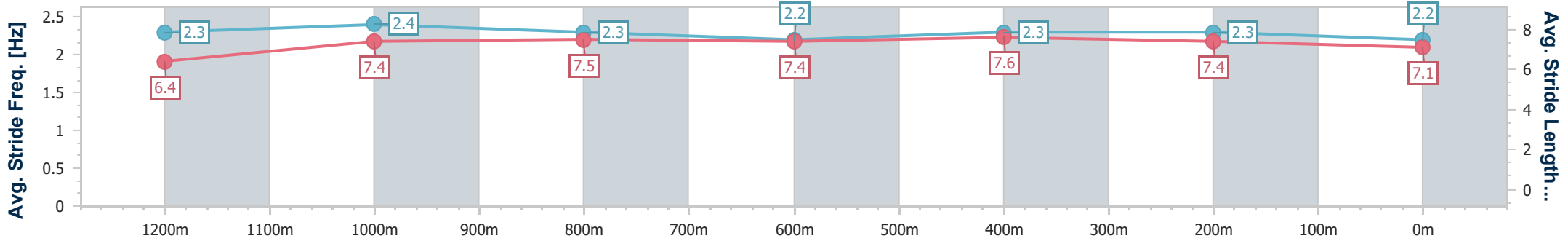
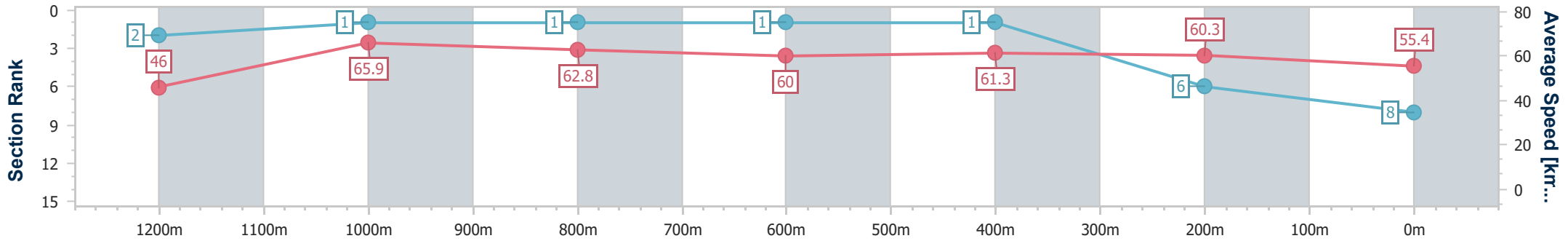
Horse/Jockey Name	Just Like Rosie
Final Rank	8
Fastest Section Time (Section)	0:07.81 (Overall)
Top Speed [km/h] (Section)	67.5 (1200m)
Race State	Finished



Rockhampton QLD Professional
 Race 4: LJ Hooker QTIS Maiden Plate - 1300m
 19 November 2024 - 15:40
 Track Rating: Good 4, Weather: Fine, Rail Position: +4.5m Entire



Section	Overall	1200m	1000m	800m	600m	400m	200m
Section Times	1:18.89 [8] (0:07.81)	1:11.08 [2] (0:10.93)	1:00.15 [1] (0:11.38)	0:48.77 [1] (0:12.09)	0:36.68 [1] (0:11.76)	0:24.92 [1] (0:11.93)	0:12.99 [6] (0:12.99)
Average Speed [km/h]	46.0	65.9	62.8	60.0	61.3	60.3	55.4
Top Speed [km/h]	63.3	67.5	66.2	60.7	62.1	62.1	58.6
Avg. Dist. to Rail [m]	1.3	0.5	1.1	1.3	2.9	2.0	2.1
Avg. Stride Freq. [Hz]	2.3	2.4	2.3	2.2	2.3	2.3	2.2
Avg. Stride Length [m]	6.4	7.4	7.5	7.4	7.6	7.4	7.1



- [] Ranking at each section and finish
- .-.- No data available at this section
- NA No data available



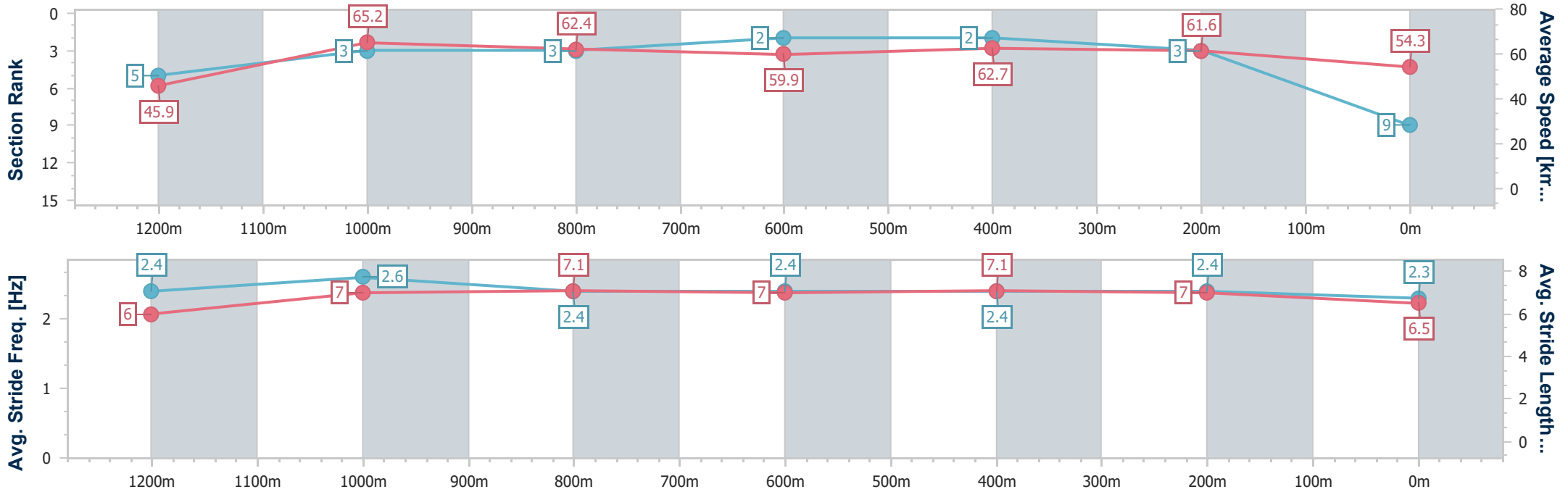
Horse/Jockey Name	Mahtikkainstinct
Final Rank	9
Fastest Section Time (Section)	0:07.84 (Overall)
Top Speed [km/h] (Section)	66.3 (1200m)
Race State	Finished



Rockhampton QLD Professional
 Race 4: LJ Hooker QTIS Maiden Plate - 1300m
 19 November 2024 - 15:40
 Track Rating: Good 4, Weather: Fine, Rail Position: +4.5m Entire



Section	Overall	1200m	1000m	800m	600m	400m	200m
Section Times	1:19.01 [9] (0:07.84)	1:11.17 [5] (0:11.02)	1:00.15 [3] (0:11.48)	0:48.67 [3] (0:12.24)	0:36.43 [2] (0:11.51)	0:24.92 [2] (0:11.67)	0:13.25 [3] (0:13.25)
Average Speed [km/h]	45.9	65.2	62.4	59.9	62.7	61.6	54.3
Top Speed [km/h]	61.8	66.3	66.0	60.9	64.1	64.3	59.0
Avg. Dist. to Rail [m]	0.5	1.3	0.9	2.3	3.9	3.6	6.1
Avg. Stride Freq. [Hz]	2.4	2.6	2.4	2.4	2.4	2.4	2.3
Avg. Stride Length [m]	6.0	7.0	7.1	7.0	7.1	7.0	6.5



- [] Ranking at each section and finish
- .-.- No data available at this section
- NA No data available



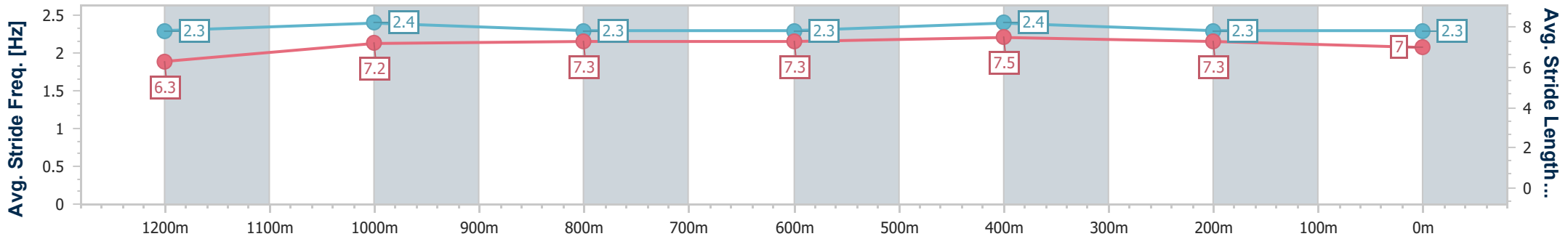
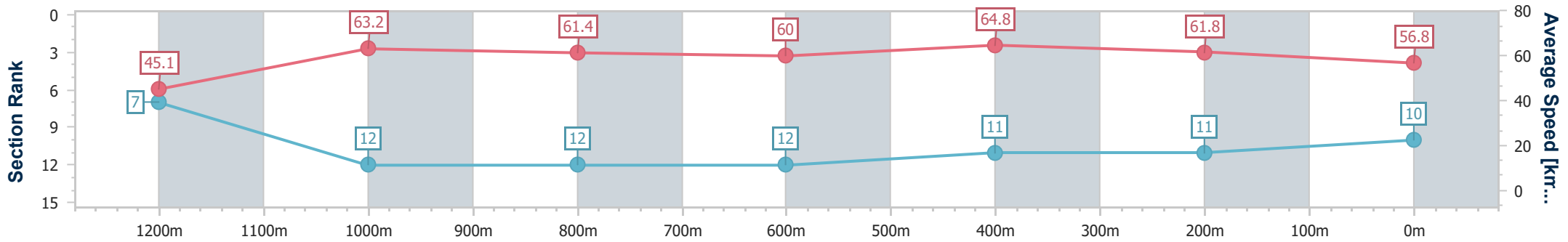
Horse/Jockey Name	Yonaka
Final Rank	10
Fastest Section Time (Section)	0:07.97 (Overall)
Top Speed [km/h] (Section)	66.1 (600m)
Race State	Finished



Rockhampton QLD Professional
 Race 4: LJ Hooker QTIS Maiden Plate - 1300m
 19 November 2024 - 15:40
 Track Rating: Good 4, Weather: Fine, Rail Position: +4.5m Entire



Section	Overall	1200m	1000m	800m	600m	400m	200m
Section Times	1:19.03 [10] (0:07.97)	1:11.06 [7] (0:11.50)	0:59.56 [12] (0:11.77)	0:47.79 [12] (0:12.34)	0:35.45 [12] (0:11.12)	0:24.33 [11] (0:11.66)	0:12.67 [11] (0:12.67)
Average Speed [km/h]	45.1	63.2	61.4	60.0	64.8	61.8	56.8
Top Speed [km/h]	60.7	64.1	64.0	61.0	66.1	65.2	60.1
Avg. Dist. to Rail [m]	9.3	4.8	0.8	3.3	5.5	8.0	7.7
Avg. Stride Freq. [Hz]	2.3	2.4	2.3	2.3	2.4	2.3	2.3
Avg. Stride Length [m]	6.3	7.2	7.3	7.3	7.5	7.3	7.0



- [] Ranking at each section and finish
- .-.- No data available at this section
- NA No data available



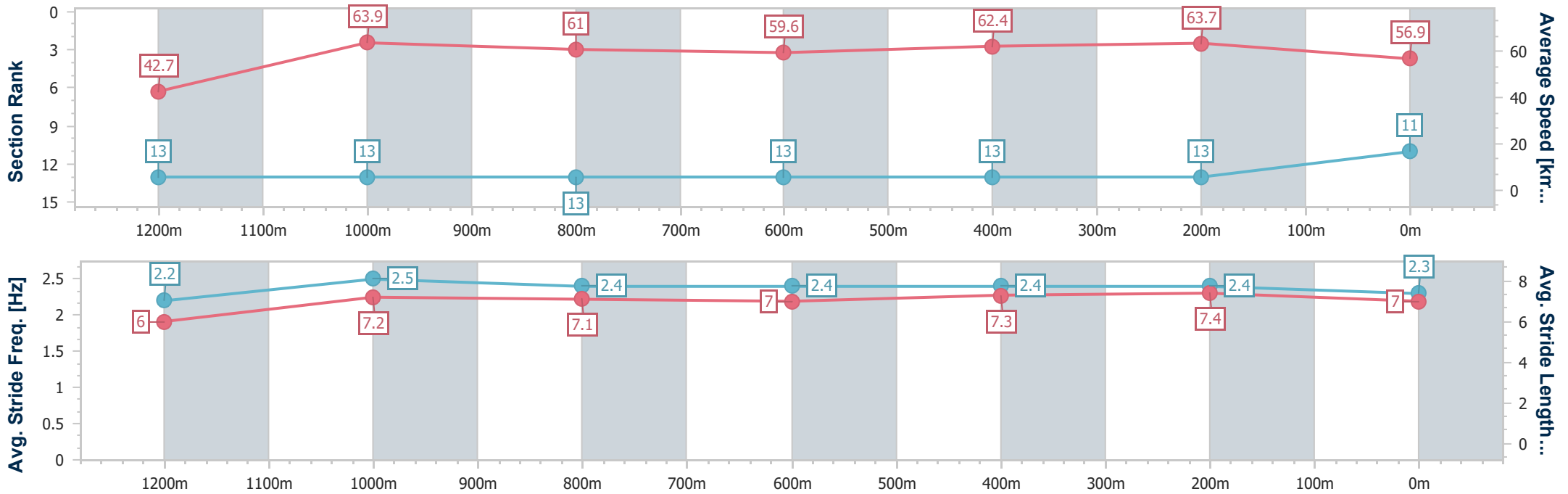
Horse/Jockey Name	Ngahli
Final Rank	11
Fastest Section Time (Section)	0:08.44 (Overall)
Top Speed [km/h] (Section)	64.9 (1000m)
Race State	Finished



Rockhampton QLD Professional
 Race 4: LJ Hooker QTIS Maiden Plate - 1300m
 19 November 2024 - 15:40
 Track Rating: Good 4, Weather: Fine, Rail Position: +4.5m Entire



Section	Overall	1200m	1000m	800m	600m	400m	200m
Section Times	1:19.12 [11] (0:08.44)	1:10.68 [13] (0:11.27)	0:59.41 [13] (0:11.73)	0:47.68 [13] (0:12.18)	0:35.50 [13] (0:11.55)	0:23.95 [13] (0:11.30)	0:12.65 [13] (0:12.65)
Average Speed [km/h]	42.7	63.9	61.0	59.6	62.4	63.7	56.9
Top Speed [km/h]	62.2	64.8	64.9	60.6	64.5	64.9	61.8
Avg. Dist. to Rail [m]	3.9	1.0	1.0	1.0	2.1	2.1	4.1
Avg. Stride Freq. [Hz]	2.2	2.5	2.4	2.4	2.4	2.4	2.3
Avg. Stride Length [m]	6.0	7.2	7.1	7.0	7.3	7.4	7.0



- [] Ranking at each section and finish
- .-.- No data available at this section
- NA No data available



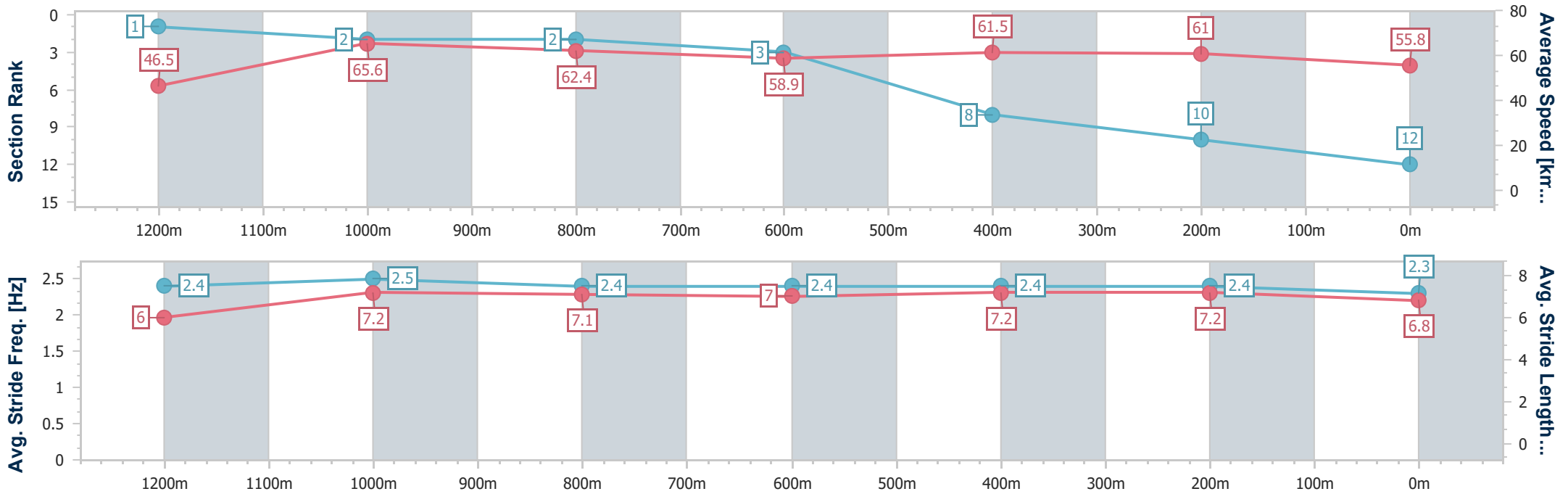
Horse/Jockey Name	Poppy's Pride
Final Rank	12
Fastest Section Time (Section)	0:07.73 (Overall)
Top Speed [km/h] (Section)	66.0 (1200m)
Race State	Finished



Rockhampton QLD Professional
 Race 4: LJ Hooker QTIS Maiden Plate - 1300m
 19 November 2024 - 15:40
 Track Rating: Good 4, Weather: Fine, Rail Position: +4.5m Entire



Section	Overall	1200m	1000m	800m	600m	400m	200m
Section Times	1:19.23 [12] (0:07.73)	1:11.50 [1] (0:11.01)	1:00.49 [2] (0:11.57)	0:48.92 [2] (0:12.46)	0:36.46 [3] (0:11.74)	0:24.72 [8] (0:11.80)	0:12.92 [10] (0:12.92)
Average Speed [km/h]	46.5	65.6	62.4	58.9	61.5	61.0	55.8
Top Speed [km/h]	63.4	66.0	65.4	60.3	62.4	62.2	59.5
Avg. Dist. to Rail [m]	2.8	2.0	0.7	2.4	4.8	6.6	6.3
Avg. Stride Freq. [Hz]	2.4	2.5	2.4	2.4	2.4	2.4	2.3
Avg. Stride Length [m]	6.0	7.2	7.1	7.0	7.2	7.2	6.8



- [] Ranking at each section and finish
- .-.- No data available at this section
- NA No data available



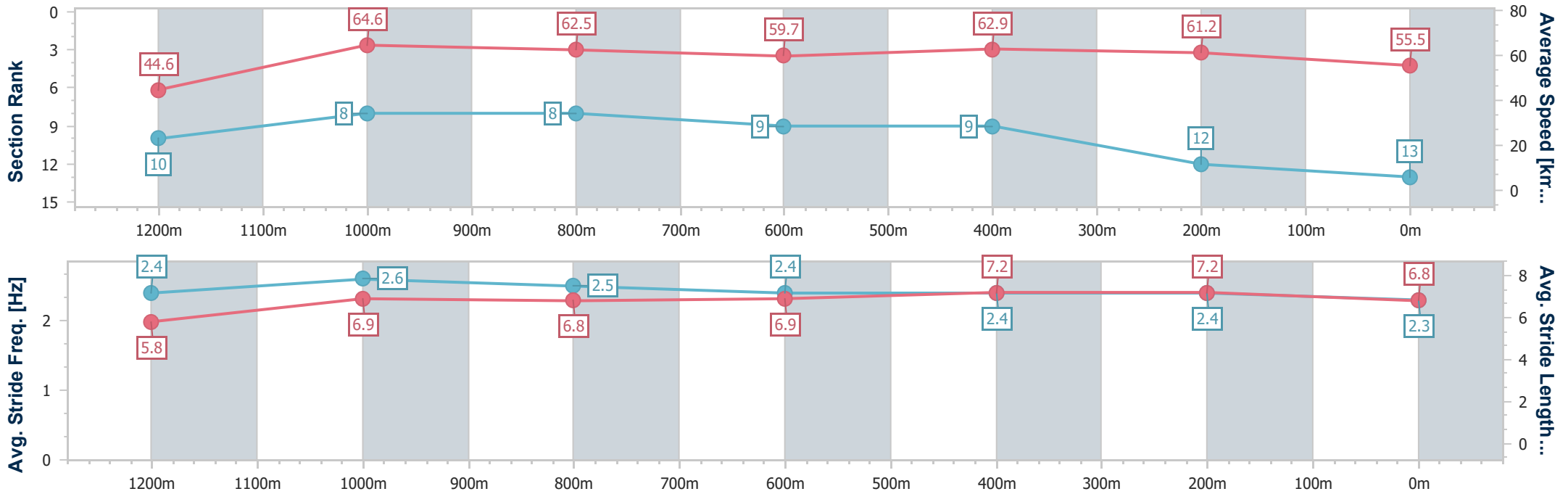
Horse/Jockey Name	Berajondo
Final Rank	13
Fastest Section Time (Section)	0:08.09 (Overall)
Top Speed [km/h] (Section)	67.1 (1200m)
Race State	Finished



Rockhampton QLD Professional
 Race 4: LJ Hooker QTIS Maiden Plate - 1300m
 19 November 2024 - 15:40
 Track Rating: Good 4, Weather: Fine, Rail Position: +4.5m Entire



Section	Overall	1200m	1000m	800m	600m	400m	200m
Section Times	1:19.37 [13] (0:08.09)	1:11.28 [10] (0:11.19)	1:00.09 [8] (0:11.63)	0:48.46 [8] (0:12.24)	0:36.22 [9] (0:11.49)	0:24.73 [9] (0:11.77)	0:12.96 [12] (0:12.96)
Average Speed [km/h]	44.6	64.6	62.5	59.7	62.9	61.2	55.5
Top Speed [km/h]	61.1	67.1	67.1	61.2	63.5	63.4	59.3
Avg. Dist. to Rail [m]	7.2	3.0	1.5	2.0	5.1	6.4	6.0
Avg. Stride Freq. [Hz]	2.4	2.6	2.5	2.4	2.4	2.4	2.3
Avg. Stride Length [m]	5.8	6.9	6.8	6.9	7.2	7.2	6.8



- [] Ranking at each section and finish
- .-.- No data available at this section
- NA No data available



Rockhampton QLD Professional

Race 5: Frenchville Sports Club BM58 Handicap - 1100m

19 November 2024 - 16:15



Track Rating: Good 4, Weather: Fine, Rail Position: +4.5m Entire

Section		Overall										Last 600m	
Field Times		1:03.44										0:34.09	
		(0:07.15)											
		0:56.29											
		(0:10.87)											
		0:45.42											
		(0:11.33)											
		0:34.09											
		(0:11.06)											
		0:23.03											
		(0:11.29)											
		0:11.74											
		(0:11.74)											
Rank	TAB	Horse/Jockey	Barrier	Top Speed [km/h]	Fastest Section	Overall	1000m	800m	600m	400m	200m	Margin	Distance Travelled [m]
1	9	ANDIRON Jackson Murphy	8	67.9	0:07.79	1:03.44 [1] (0:07.79)	0:55.65 [10] (0:11.23)	0:44.42 [10] (0:11.25)	0:33.17 [10] (0:10.74)	0:22.43 [8] (0:10.77)	0:11.66 [2] (0:11.66)	1:03.44	0:33.17
2	1	LETS DANCE JANDY Olivia Kendal	7	68.0	0:07.27	1:03.68 [2] (0:07.27)	0:56.41 [3] (0:11.01)	0:45.40 [4] (0:11.38)	0:34.02 [4] (0:10.99)	0:23.03 [4] (0:11.23)	0:11.80 [5] (0:11.80)	1.44L	0:34.02 +2
3	8	SUNDARA Liv O'Donnell	4	67.0	0:07.42	1:03.71 [3] (0:07.42)	0:56.29 [8] (0:11.03)	0:45.26 [8] (0:11.44)	0:33.82 [7] (0:11.05)	0:22.77 [7] (0:10.99)	0:11.78 [7] (0:11.78)	1.61L	0:33.82 -2
4	11	CUMIN SPINNER Georgina Cartwright	1	67.1	0:07.41	1:03.87 [4] (0:07.41)	0:56.46 [7] (0:11.02)	0:45.44 [6] (0:11.39)	0:34.05 [6] (0:10.98)	0:23.07 [5] (0:11.07)	0:12.00 [4] (0:12.00)	2.53L	0:34.05 +1
5	4	CAVENTE Sean Cormack	3	66.7	0:07.58	1:04.00 [5] (0:07.58)	0:56.42 [9] (0:11.23)	0:45.19 [9] (0:11.32)	0:33.87 [9] (0:10.93)	0:22.94 [9] (0:11.03)	0:11.91 [8] (0:11.91)	3.3L	0:33.87 +1
6	10	LITTLE MISS BELLE Chelsea Baker	5	68.7	0:07.15	1:04.12 [6] (0:07.15)	0:56.97 [1] (0:10.87)	0:46.10 [1] (0:11.33)	0:34.77 [1] (0:11.06)	0:23.71 [1] (0:11.29)	0:12.42 [1] (0:12.42)	4.04L	0:34.77 -3
7	2	ALLOCATE Adam Sewell	9	69.5	0:07.27	1:04.52 [7] (0:07.27)	0:57.25 [4] (0:10.75)	0:46.50 [2] (0:11.45)	0:35.05 [3] (0:11.02)	0:24.03 [2] (0:11.32)	0:12.71 [3] (0:12.71)	6.35L	0:35.05 +7
8	3	RUBUNKAR McKenzie Apel	10	67.7	0:07.37	1:04.56 [8] (0:07.37)	0:57.19 [6] (0:11.08)	0:46.11 [7] (0:11.24)	0:34.87 [5] (0:11.17)	0:23.70 [6] (0:11.28)	0:12.42 [9] (0:12.42)	6.6L	0:34.87 +5
9	7	SNAZZY SNITZEL Tasha Chambers	2	68.7	0:07.19	1:04.62 [9] (0:07.19)	0:57.43 [2] (0:10.93)	0:46.50 [3] (0:11.34)	0:35.16 [2] (0:11.11)	0:24.05 [3] (0:11.33)	0:12.72 [6] (0:12.72)	6.94L	0:35.16 +2
10	6	LYNRIC LASS Raul Silvera Olivera	6	67.5	0:07.28	1:05.32 [10] (0:07.28)	0:58.04 [5] (0:11.13)	0:46.91 [5] (0:11.59)	0:35.32 [8] (0:11.12)	0:24.20 [10] (0:11.50)	0:12.70 [10] (0:12.70)	11.08L	0:35.32 +3

Scratched: Llama Charmer (#5)

[] Ranking at each section and finish
 -:-:- No data available at this section
 NA No data available

SCN Saddle cloth number
 DNF Did not finish
 DNT Did not track



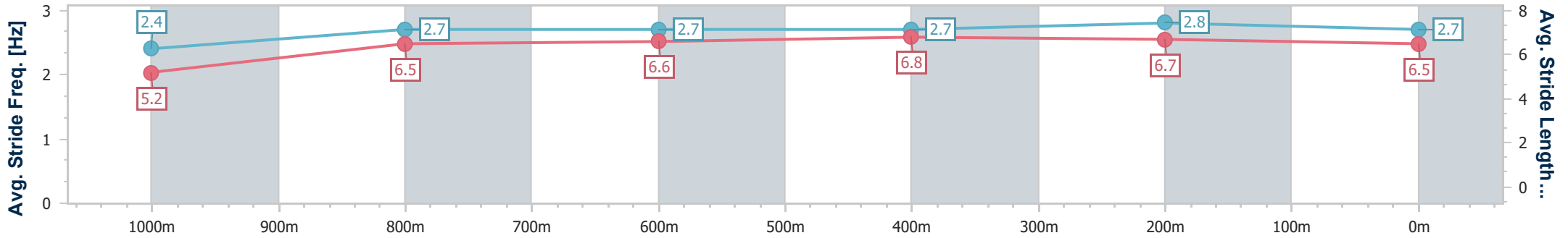
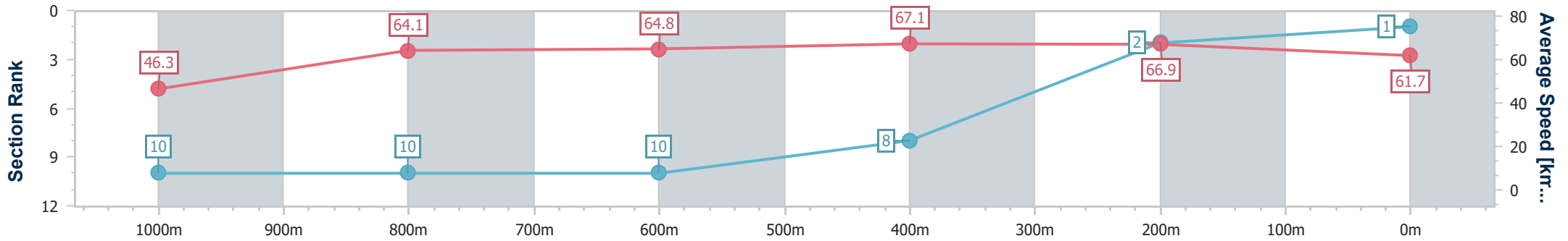
Horse/Jockey Name	Andiron
Final Rank	1
Fastest Section Time (Section)	0:07.79 (Overall)
Top Speed [km/h] (Section)	67.9 (600m)
Race State	Finished



Rockhampton QLD Professional
 Race 5: Frenchville Sports Club BM58 Handicap - 1100m
 19 November 2024 - 16:15
 Track Rating: Good 4, Weather: Fine, Rail Position: +4.5m Entire



Section	Overall	1000m	800m	600m	400m	200m
Section Times	1:03.44 [1] (0:07.79)	0:55.65 [10] (0:11.23)	0:44.42 [10] (0:11.25)	0:33.17 [10] (0:10.74)	0:22.43 [8] (0:10.77)	0:11.66 [2] (0:11.66)
Average Speed [km/h]	46.3	64.1	64.8	67.1	66.9	61.7
Top Speed [km/h]	60.4	65.7	65.8	67.9	67.8	65.9
Avg. Dist. to Rail [m]	8.6	0.7	1.6	4.0	7.7	9.8
Avg. Stride Freq. [Hz]	2.4	2.7	2.7	2.7	2.8	2.7
Avg. Stride Length [m]	5.2	6.5	6.6	6.8	6.7	6.5



- [] Ranking at each section and finish
- .-.- No data available at this section
- NA No data available



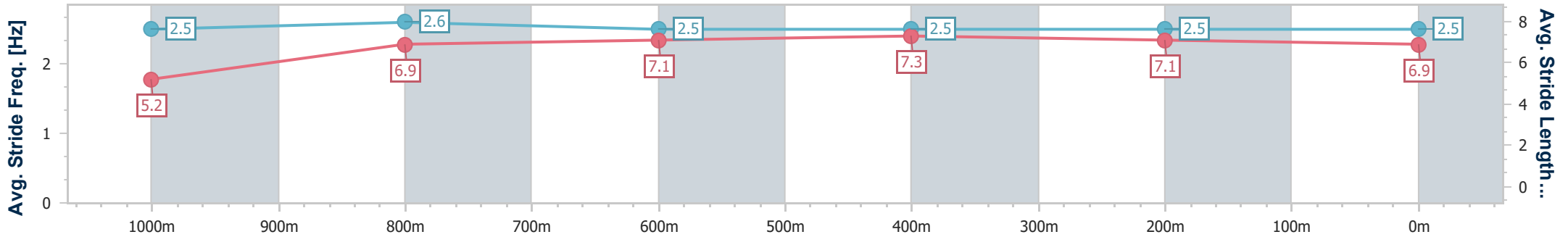
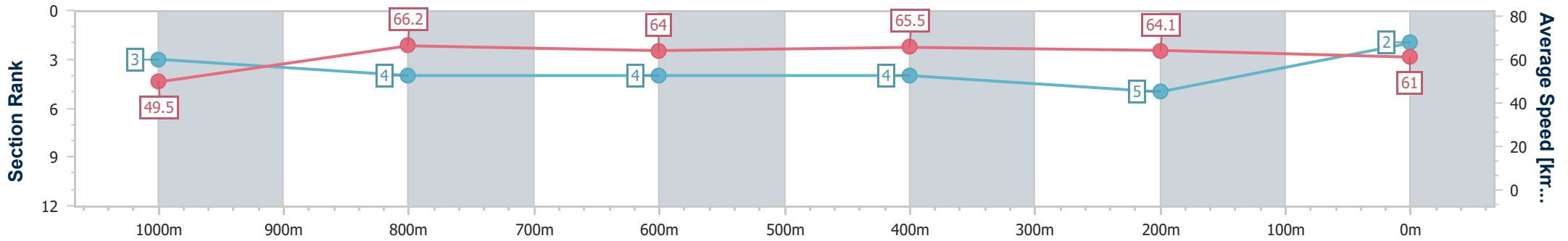
Horse/Jockey Name	Lets Dance Jandy
Final Rank	2
Fastest Section Time (Section)	0:07.27 (Overall)
Top Speed [km/h] (Section)	68.0 (1000m)
Race State	Finished



Rockhampton QLD Professional
 Race 5: Frenchville Sports Club BM58 Handicap - 1100m
 19 November 2024 - 16:15
 Track Rating: Good 4, Weather: Fine, Rail Position: +4.5m Entire



Section	Overall	1000m	800m	600m	400m	200m
Section Times	1:03.68 [2] (0:07.27)	0:56.41 [3] (0:11.01)	0:45.40 [4] (0:11.38)	0:34.02 [4] (0:10.99)	0:23.03 [4] (0:11.23)	0:11.80 [5] (0:11.80)
Average Speed [km/h]	49.5	66.2	64.0	65.5	64.1	61.0
Top Speed [km/h]	65.1	68.0	64.9	66.5	66.5	64.7
Avg. Dist. to Rail [m]	8.5	2.5	1.5	1.4	4.3	5.0
Avg. Stride Freq. [Hz]	2.5	2.6	2.5	2.5	2.5	2.5
Avg. Stride Length [m]	5.2	6.9	7.1	7.3	7.1	6.9



- [] Ranking at each section and finish
- .-.- No data available at this section
- NA No data available



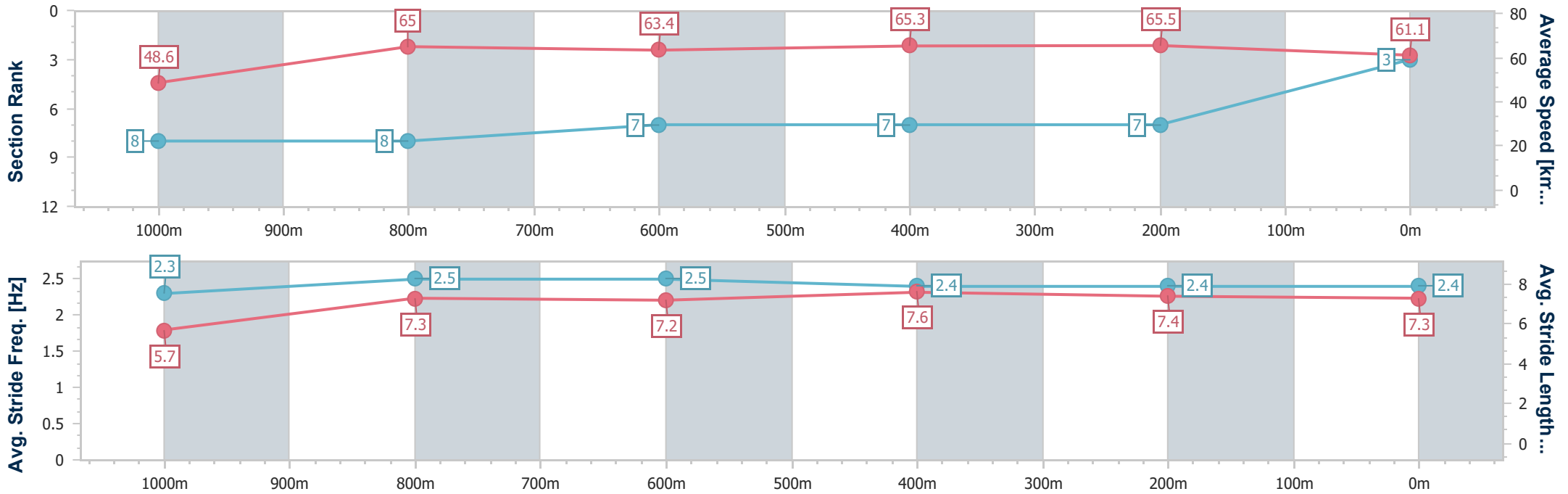
Horse/Jockey Name	Sundara
Final Rank	3
Fastest Section Time (Section)	0:07.42 (Overall)
Top Speed [km/h] (Section)	67.0 (400m)
Race State	Finished



Rockhampton QLD Professional
 Race 5: Frenchville Sports Club BM58 Handicap - 1100m
 19 November 2024 - 16:15
 Track Rating: Good 4, Weather: Fine, Rail Position: +4.5m Entire



Section	Overall	1000m	800m	600m	400m	200m
Section Times	1:03.71 [3] (0:07.42)	0:56.29 [8] (0:11.03)	0:45.26 [8] (0:11.44)	0:33.82 [7] (0:11.05)	0:22.77 [7] (0:10.99)	0:11.78 [7] (0:11.78)
Average Speed [km/h]	48.6	65.0	63.4	65.3	65.5	61.1
Top Speed [km/h]	62.1	65.7	65.7	67.0	67.0	64.5
Avg. Dist. to Rail [m]	4.8	1.0	1.7	5.1	7.9	8.6
Avg. Stride Freq. [Hz]	2.3	2.5	2.5	2.4	2.4	2.4
Avg. Stride Length [m]	5.7	7.3	7.2	7.6	7.4	7.3



- [] Ranking at each section and finish
- .-.- No data available at this section
- NA No data available



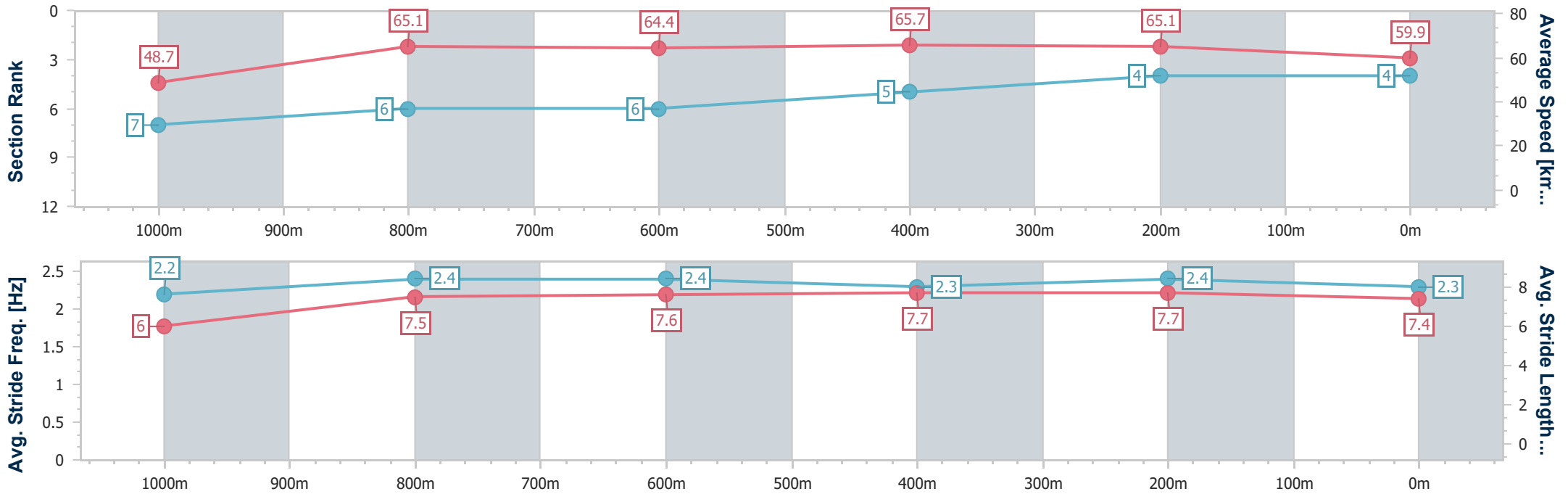
Horse/Jockey Name	Cumin Spinner
Final Rank	4
Fastest Section Time (Section)	0:07.41 (Overall)
Top Speed [km/h] (Section)	67.1 (600m)
Race State	Finished



Rockhampton QLD Professional
 Race 5: Frenchville Sports Club BM58 Handicap - 1100m
 19 November 2024 - 16:15
 Track Rating: Good 4, Weather: Fine, Rail Position: +4.5m Entire



Section	Overall	1000m	800m	600m	400m	200m
Section Times	1:03.87 [4] (0:07.41)	0:56.46 [7] (0:11.02)	0:45.44 [6] (0:11.39)	0:34.05 [6] (0:10.98)	0:23.07 [5] (0:11.07)	0:12.00 [4] (0:12.00)
Average Speed [km/h]	48.7	65.1	64.4	65.7	65.1	59.9
Top Speed [km/h]	62.5	66.4	66.3	67.1	66.7	64.6
Avg. Dist. to Rail [m]	1.6	0.9	2.6	4.2	6.5	6.6
Avg. Stride Freq. [Hz]	2.2	2.4	2.4	2.3	2.4	2.3
Avg. Stride Length [m]	6.0	7.5	7.6	7.7	7.7	7.4



- [] Ranking at each section and finish
- .-.- No data available at this section
- NA No data available



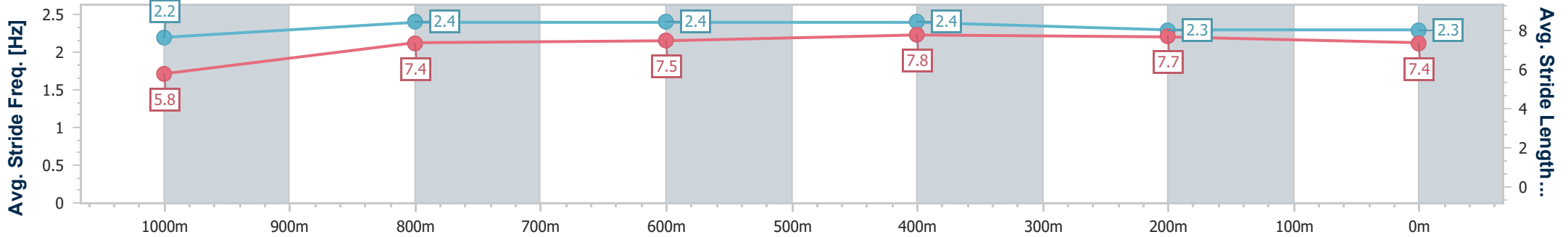
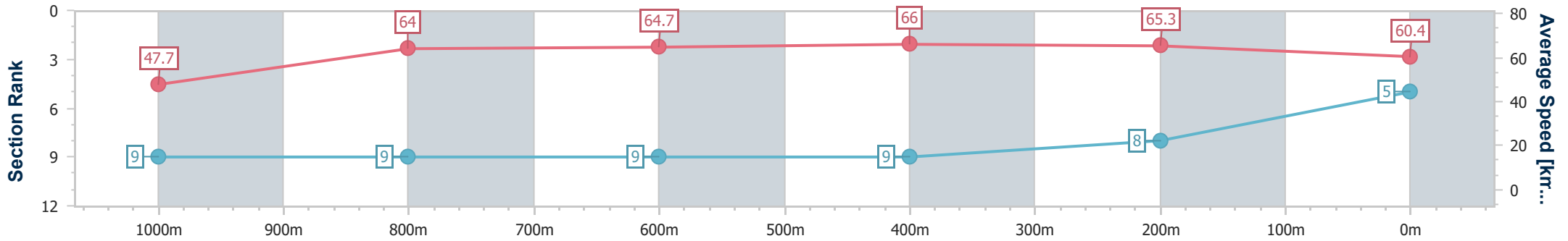
Horse/Jockey Name	Cavente
Final Rank	5
Fastest Section Time (Section)	0:07.58 (Overall)
Top Speed [km/h] (Section)	66.7 (600m)
Race State	Finished



Rockhampton QLD Professional
 Race 5: Frenchville Sports Club BM58 Handicap - 1100m
 19 November 2024 - 16:15
 Track Rating: Good 4, Weather: Fine, Rail Position: +4.5m Entire



Section	Overall	1000m	800m	600m	400m	200m
Section Times	1:04.00 [5] (0:07.58)	0:56.42 [9] (0:11.23)	0:45.19 [9] (0:11.32)	0:33.87 [9] (0:10.93)	0:22.94 [9] (0:11.03)	0:11.91 [8]
Average Speed [km/h]	47.7	64.0	64.7	66.0	65.3	60.4
Top Speed [km/h]	60.6	65.5	65.8	66.7	66.5	62.8
Avg. Dist. to Rail [m]	3.8	0.8	2.2	3.5	4.1	8.3
Avg. Stride Freq. [Hz]	2.2	2.4	2.4	2.4	2.3	2.3
Avg. Stride Length [m]	5.8	7.4	7.5	7.8	7.7	7.4



- [] Ranking at each section and finish
- .-.- No data available at this section
- NA No data available



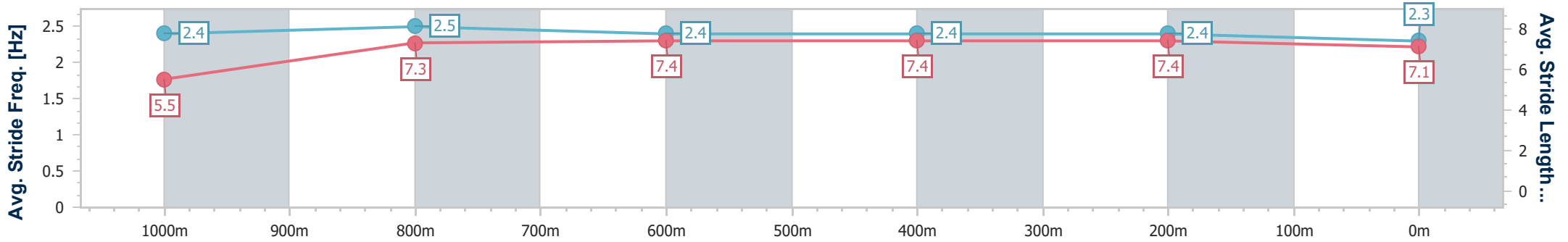
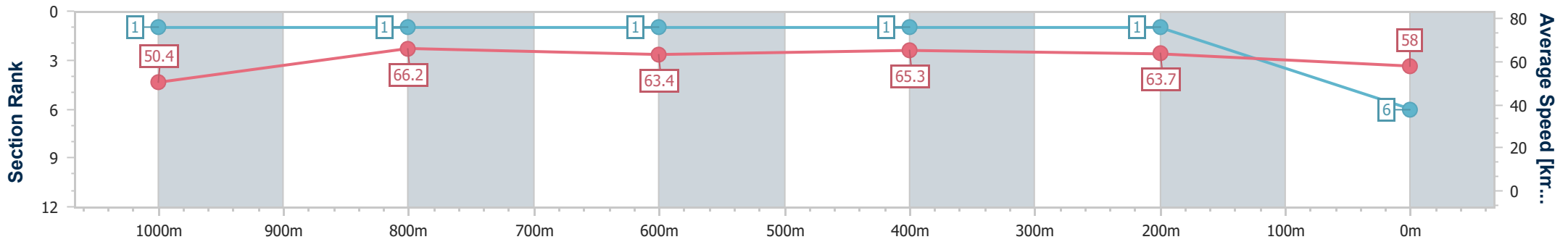
Horse/Jockey Name	Little Miss Belle
Final Rank	6
Fastest Section Time (Section)	0:07.15 (Overall)
Top Speed [km/h] (Section)	68.7 (1000m)
Race State	Finished



Rockhampton QLD Professional
 Race 5: Frenchville Sports Club BM58 Handicap - 1100m
 19 November 2024 - 16:15
 Track Rating: Good 4, Weather: Fine, Rail Position: +4.5m Entire



Section	Overall	1000m	800m	600m	400m	200m
Section Times	1:04.12 [6] (0:07.15)	0:56.97 [1] (0:10.87)	0:46.10 [1] (0:11.33)	0:34.77 [1] (0:11.06)	0:23.71 [1] (0:11.29)	0:12.42 [1] (0:12.42)
Average Speed [km/h]	50.4	66.2	63.4	65.3	63.7	58.0
Top Speed [km/h]	65.8	68.7	65.8	66.4	65.6	62.1
Avg. Dist. to Rail [m]	5.7	0.5	1.2	2.1	2.8	4.9
Avg. Stride Freq. [Hz]	2.4	2.5	2.4	2.4	2.4	2.3
Avg. Stride Length [m]	5.5	7.3	7.4	7.4	7.4	7.1



- [] Ranking at each section and finish
- .-.- No data available at this section
- NA No data available



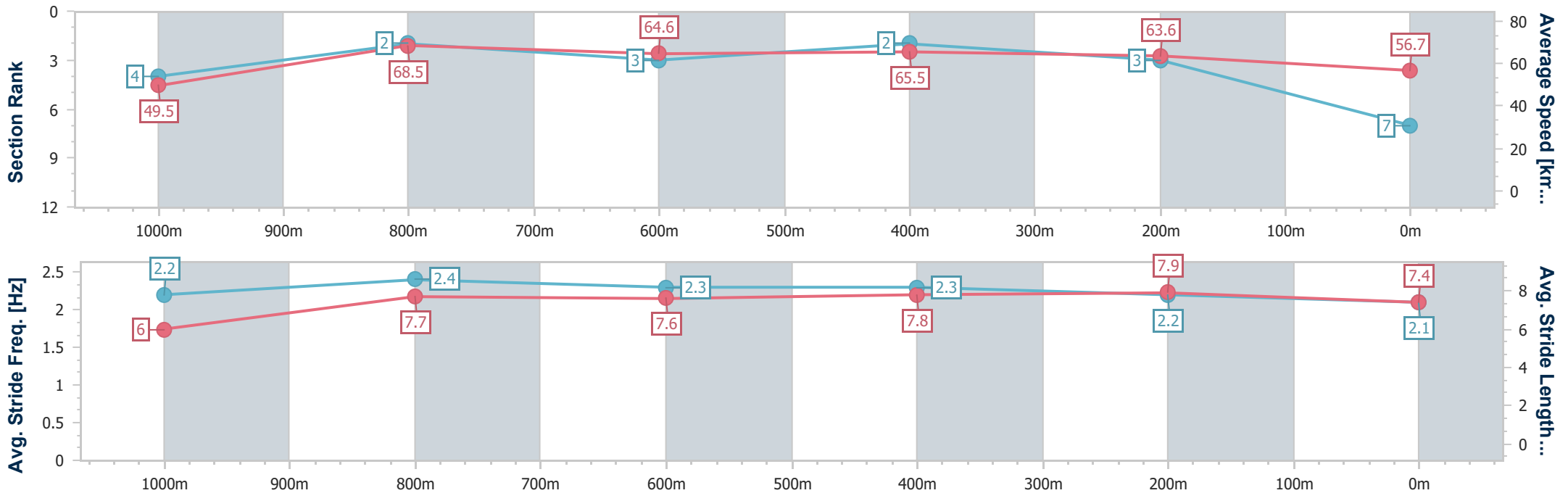
Horse/Jockey Name	Allocate
Final Rank	7
Fastest Section Time (Section)	0:07.27 (Overall)
Top Speed [km/h] (Section)	69.5 (1000m)
Race State	Finished



Rockhampton QLD Professional
 Race 5: Frenchville Sports Club BM58 Handicap - 1100m
 19 November 2024 - 16:15
 Track Rating: Good 4, Weather: Fine, Rail Position: +4.5m Entire



Section	Overall	1000m	800m	600m	400m	200m
Section Times	1:04.52 [7] (0:07.27)	0:57.25 [4] (0:10.75)	0:46.50 [2] (0:11.45)	0:35.05 [3] (0:11.02)	0:24.03 [2] (0:11.32)	0:12.71 [3] (0:12.71)
Average Speed [km/h]	49.5	68.5	64.6	65.5	63.6	56.7
Top Speed [km/h]	64.9	69.5	66.7	66.2	65.7	60.8
Avg. Dist. to Rail [m]	9.7	4.3	3.7	3.5	4.2	5.5
Avg. Stride Freq. [Hz]	2.2	2.4	2.3	2.3	2.2	2.1
Avg. Stride Length [m]	6.0	7.7	7.6	7.8	7.9	7.4



- [] Ranking at each section and finish
- .-.- No data available at this section
- NA No data available



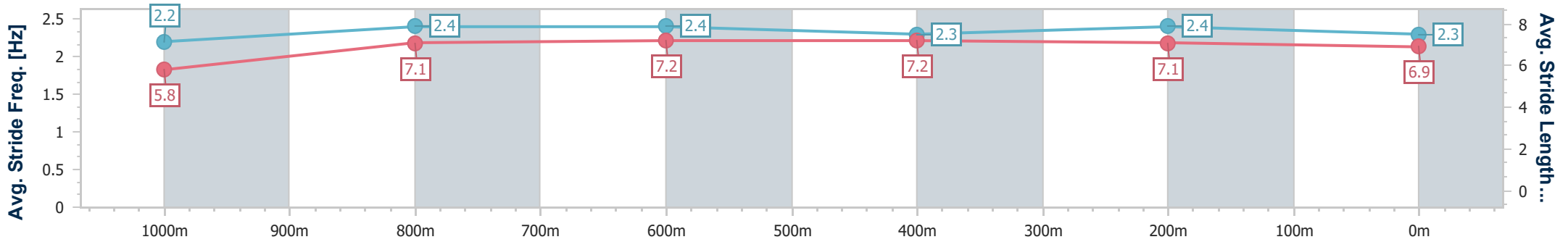
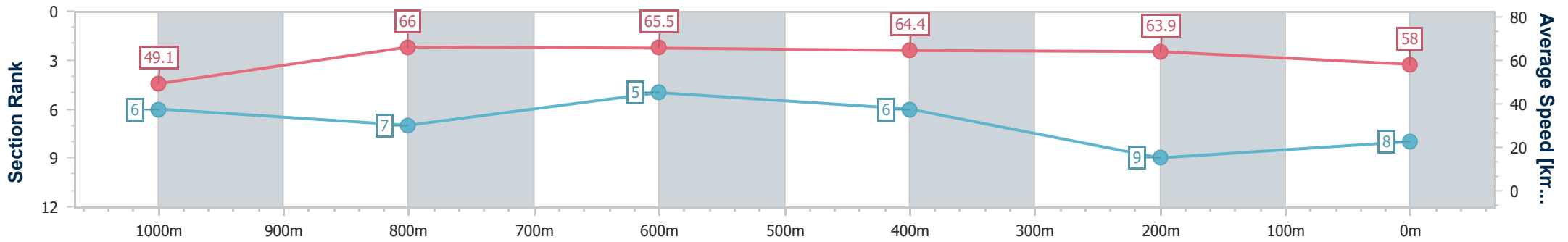
Horse/Jockey Name	Rubunkar
Final Rank	8
Fastest Section Time (Section)	0:07.37 (Overall)
Top Speed [km/h] (Section)	67.7 (800m)
Race State	Finished



Rockhampton QLD Professional
 Race 5: Frenchville Sports Club BM58 Handicap - 1100m
 19 November 2024 - 16:15
 Track Rating: Good 4, Weather: Fine, Rail Position: +4.5m Entire



Section	Overall	1000m	800m	600m	400m	200m
Section Times	1:04.56 [8] (0:07.37)	0:57.19 [6] (0:11.08)	0:46.11 [7] (0:11.24)	0:34.87 [5] (0:11.17)	0:23.70 [6] (0:11.28)	0:12.42 [9] (0:12.42)
Average Speed [km/h]	49.1	66.0	65.5	64.4	63.9	58.0
Top Speed [km/h]	63.7	67.1	67.7	65.8	65.9	61.7
Avg. Dist. to Rail [m]	10.8	3.7	2.8	2.8	4.7	6.9
Avg. Stride Freq. [Hz]	2.2	2.4	2.4	2.3	2.4	2.3
Avg. Stride Length [m]	5.8	7.1	7.2	7.2	7.1	6.9



- [] Ranking at each section and finish
- .-.- No data available at this section
- NA No data available



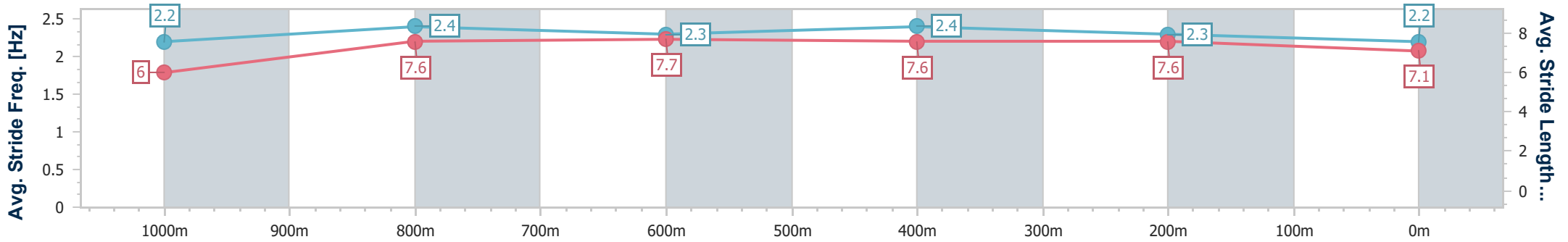
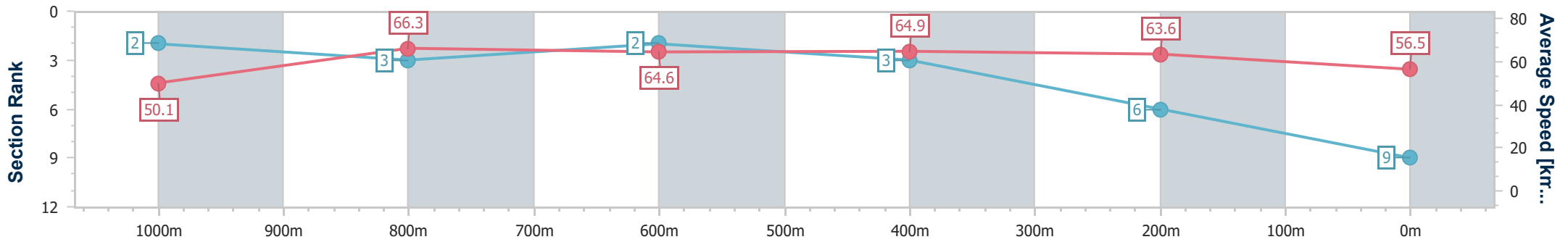
Horse/Jockey Name	Snazzy Snitzel
Final Rank	9
Fastest Section Time (Section)	0:07.19 (Overall)
Top Speed [km/h] (Section)	68.7 (1000m)
Race State	Finished



Rockhampton QLD Professional
 Race 5: Frenchville Sports Club BM58 Handicap - 1100m
 19 November 2024 - 16:15
 Track Rating: Good 4, Weather: Fine, Rail Position: +4.5m Entire



Section	Overall	1000m	800m	600m	400m	200m
Section Times	1:04.62 [9] (0:07.19)	0:57.43 [2] (0:10.93)	0:46.50 [3] (0:11.34)	0:35.16 [2] (0:11.11)	0:24.05 [3] (0:11.33)	0:12.72 [6] (0:12.72)
Average Speed [km/h]	50.1	66.3	64.6	64.9	63.6	56.5
Top Speed [km/h]	64.8	68.7	66.3	67.4	66.1	60.6
Avg. Dist. to Rail [m]	2.9	1.1	2.3	2.2	3.7	4.3
Avg. Stride Freq. [Hz]	2.2	2.4	2.3	2.4	2.3	2.2
Avg. Stride Length [m]	6.0	7.6	7.7	7.6	7.6	7.1



- [] Ranking at each section and finish
- .-.- No data available at this section
- NA No data available



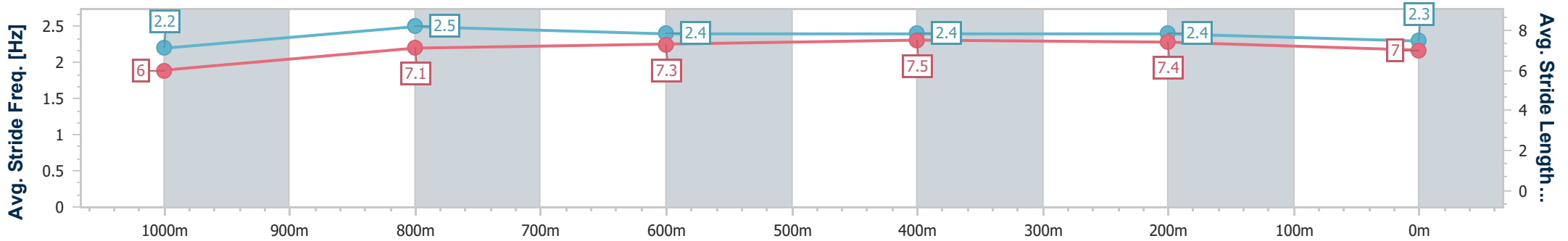
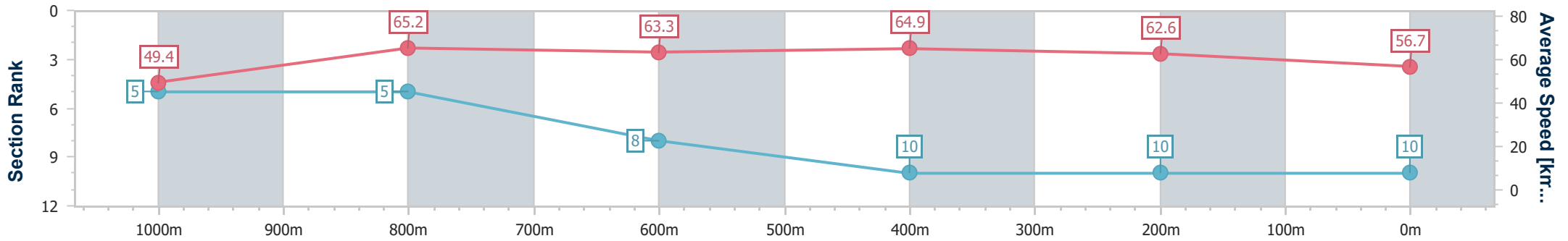
Horse/Jockey Name	Lynric Lass
Final Rank	10
Fastest Section Time (Section)	0:07.28 (Overall)
Top Speed [km/h] (Section)	67.5 (1000m)
Race State	Finished



Rockhampton QLD Professional
 Race 5: Frenchville Sports Club BM58 Handicap - 1100m
 19 November 2024 - 16:15
 Track Rating: Good 4, Weather: Fine, Rail Position: +4.5m Entire



Section	Overall	1000m	800m	600m	400m	200m
Section Times	1:05.32 [10] (0:07.28)	0:58.04 [5] (0:11.13)	0:46.91 [5] (0:11.59)	0:35.32 [8] (0:11.12)	0:24.20 [10] (0:11.50)	0:12.70 [10] (0:12.70)
Average Speed [km/h]	49.4	65.2	63.3	64.9	62.6	56.7
Top Speed [km/h]	62.6	67.5	65.1	66.4	65.9	59.6
Avg. Dist. to Rail [m]	7.3	1.6	2.5	5.3	7.6	6.5
Avg. Stride Freq. [Hz]	2.2	2.5	2.4	2.4	2.4	2.3
Avg. Stride Length [m]	6.0	7.1	7.3	7.5	7.4	7.0



- [] Ranking at each section and finish
- .-.- No data available at this section
- NA No data available

Track Rating: Good 4, Weather: Fine, Rail Position: +4.5m Entire

Section		Overall	1200m	1000m	800m	600m	400m	Last 600m				
Field Times		1:16.76 (0:07.58)	1:09.18 (0:11.21)	0:57.97 (0:11.59)	0:46.38 (0:12.28)	0:34.10 (0:11.55)	0:22.55 (0:10.92)	0:34.10				
Rank	TAB Horse/Jockey	Barrier	Top Speed [km/h]	Fastest Section								Distance Travelled [m]
1	3 BIGCAT Warwick Satherley	7	67.5 600m	0:07.73 Overall	1:16.76 [1] (0:07.73)	1:09.03 [3] (0:11.28)	0:57.75 [3] (0:11.77)	0:45.98 [3] (0:12.07)	0:33.91 [2] (0:11.38)	0:22.53 [2] (0:10.90)	0:33.91	
2	11 THE HAIRDRESSER Justin Stanley	2	65.9 600m	0:07.92 Overall	1:17.23 [2] (0:07.92)	1:09.31 [5] (0:11.29)	0:58.02 [4] (0:11.69)	0:46.33 [4] (0:12.14)	0:34.19 [4] (0:11.25)	0:22.94 [3] (0:11.15)	0:34.19	-7
3	8 LADY MASQUERADE McKenzie Apel	8	66.6 400m	0:08.38 Overall	1:17.44 [3] (0:08.38)	1:09.06 [10] (0:11.63)	0:57.43 [10] (0:11.38)	0:46.05 [8] (0:12.31)	0:33.74 [10] (0:11.13)	0:22.61 [10] (0:11.12)	0:33.74	+1
4	12 BOLD TYRANT Georgina Cartwright	6	67.6 600m	0:08.10 Overall	1:17.44 [4] (0:08.10)	1:09.34 [7] (0:11.58)	0:57.76 [8] (0:11.73)	0:46.03 [9] (0:11.97)	0:34.06 [7] (0:11.12)	0:22.94 [7] (0:11.10)	0:34.06	+1
5	6 ALL BUSINESS Tasha Chambers	12	66.0 600m	0:07.80 Overall	1:17.52 [5] (0:07.80)	1:09.72 [4] (0:11.44)	0:58.28 [5] (0:11.89)	0:46.39 [6] (0:12.00)	0:34.39 [5] (0:11.17)	0:23.22 [5] (0:11.20)	0:34.39	+0
6	13 FLY LIKE HELEN Olivia Kendal	10	67.5 400m	0:08.11 Overall	1:17.64 [6] (0:08.11)	1:09.53 [8] (0:11.82)	0:57.71 [9] (0:11.67)	0:46.04 [10] (0:12.07)	0:33.97 [9] (0:11.04)	0:22.93 [9] (0:10.95)	0:33.97	-2
7	1 ALL THE SHOPS Ashley Butler	5	66.6 600m	0:07.92 Overall	1:17.73 [7] (0:07.92)	1:09.81 [6] (0:11.52)	0:58.29 [6] (0:11.68)	0:46.61 [5] (0:12.04)	0:34.57 [6] (0:11.14)	0:23.43 [4] (0:11.18)	0:34.57	+4
8	4 I'M BLUEY Sean Cormack	9	66.4 600m	0:08.40 Overall	1:17.92 [8] (0:08.40)	1:09.52 [11] (0:11.65)	0:57.87 [11] (0:11.76)	0:46.11 [11] (0:12.03)	0:34.08 [11] (0:11.12)	0:22.96 [11] (0:10.98)	0:34.08	-2
9	9 TOUR DE FIELD Liv O'Donnell	11	67.3 600m	0:08.58 Overall	1:17.99 [9] (0:08.58)	1:09.41 [12] (0:11.70)	0:57.71 [12] (0:11.79)	0:45.92 [12] (0:12.03)	0:33.89 [12] (0:11.04)	0:22.85 [12] (0:11.09)	0:33.89	-1
10	7 CANNON HILL Adam Sewell	3	67.0 600m	0:08.16 Overall	1:18.24 [10] (0:08.16)	1:10.08 [9] (0:11.40)	0:58.68 [7] (0:11.70)	0:46.98 [7] (0:12.13)	0:34.85 [8] (0:11.13)	0:23.72 [8] (0:11.32)	0:34.85	-4

Scratched: Santorini Summer (#2), Lanova (#14)



Rockhampton QLD Professional

Race 6: Red Lion Hotel BM55 Handicap - 1300m

19 November 2024 - 16:55



Track Rating: Good 4, Weather: Fine, Rail Position: +4.5m Entire

Section	Overall	1200m	1000m	800m	600m	400m	Last 600m
Field Times	1:16.76 (0:07.58)	1:09.18 (0:11.21)	0:57.97 (0:11.59)	0:46.38 (0:12.28)	0:34.10 (0:11.55)	0:22.55 (0:10.92)	0:34.10

Rank	TAB	Horse/Jockey	Barrier	Top Speed [km/h]	Fastest Section	Overall	1200m	1000m	800m	600m	400m	Last 600m	Distance Travelled [m]
11	10	BORNEES LAD Chelsea Baker	4	66.8 1200m	0:07.72 Overall	1:18.73 [11] (0:07.72)	1:11.01 [2] (0:11.07)	0:59.94 [1] (0:11.77)	0:48.17 [2] (0:12.35)	0:35.82 [3] (0:11.58)	0:24.24 [6] (0:11.67)	0:35.82	-1
12	5	QUARTERSHARE Michael Murphy	1	65.4 1000m	0:07.58 Overall	1:19.26 [12] (0:07.58)	1:11.68 [1] (0:11.30)	1:00.38 [2] (0:11.50)	0:48.88 [1] (0:12.28)	0:36.60 [1] (0:11.55)	0:25.05 [1] (0:11.78)	0:36.60	-6

Scratched: Santorini Summer (#2), Lanova (#14)

[] Ranking at each section and finish
 -:-:-:- No data available at this section
 NA No data available

SCN Saddle cloth number
 DNF Did not finish
 DNT Did not track



Rockhampton QLD Professional

Race 6: Red Lion Hotel BM55 Handicap - 1300m

19 November 2024 - 16:55



Track Rating: Good 4, Weather: Fine, Rail Position: +4.5m Entire

Section				200m				Last 600m	
Field Times				0:11.63 (0:11.63)				0:34.10	
Rank	TAB	Horse/Jockey	Barrier	Top Speed [km/h]	Fastest Section	Margin			Distance Travelled [m]
1	3	BIGCAT Warwick Satherley	7	67.5 600m	0:07.73 Overall	0:11.63 [1] (0:11.63)	1:16.76		0:33.91
2	11	THE HAIRDRESSER Justin Stanley	2	65.9 600m	0:07.92 Overall	0:11.79 [2] (0:11.79)	2.81L		0:34.19 -7
3	8	LADY MASQUERADE McKenzie Apel	8	66.6 400m	0:08.38 Overall	0:11.49 [9] (0:11.49)	4L		0:33.74 +1
4	12	BOLD TYRANT Georgina Cartwright	6	67.6 600m	0:08.10 Overall	0:11.84 [5] (0:11.84)	4.01L		0:34.06 +1
5	6	ALL BUSINESS Tasha Chambers	12	66.0 600m	0:07.80 Overall	0:12.02 [4] (0:12.02)	4.48L		0:34.39 +0
6	13	FLY LIKE HELEN Olivia Kendal	10	67.5 400m	0:08.11 Overall	0:11.98 [6] (0:11.98)	5.22L		0:33.97 -2
7	1	ALL THE SHOPS Ashley Butler	5	66.6 600m	0:07.92 Overall	0:12.25 [3] (0:12.25)	5.71L		0:34.57 +4
8	4	I'M BLUEY Sean Cormack	9	66.4 600m	0:08.40 Overall	0:11.98 [8] (0:11.98)	6.84L		0:34.08 -2
9	9	TOUR DE FIELD Liv O'Donnell	11	67.3 600m	0:08.58 Overall	0:11.76 [12] (0:11.76)	7.25L		0:33.89 -1
10	7	CANNON HILL Adam Sewell	3	67.0 600m	0:08.16 Overall	0:12.40 [7] (0:12.40)	8.73L		0:34.85 -4

Scratched: Santorini Summer (#2), Lanova (#14)

[] Ranking at each section and finish
 -:-:- No data available at this section
 NA No data available

SCN Saddle cloth number
 DNF Did not finish
 DNT Did not track



Rockhampton QLD Professional

Race 6: Red Lion Hotel BM55 Handicap - 1300m

19 November 2024 - 16:55



Track Rating: Good 4, Weather: Fine, Rail Position: +4.5m Entire

Section				200m				Last 600m		
Field Times				0:11.63 (0:11.63)				0:34.10		
Rank	TAB	Horse/Jockey	Barrier	Top Speed [km/h]	Fastest Section	Margin			Distance Travelled [m]	
11	10	BORNEES LAD	4	66.8	0:07.72	0:12.57 [11]	11.58L		0:35.82	-1
		Chelsea Baker		1200m	Overall	(0:12.57)				
12	5	QUARTERSHARE	1	65.4	0:07.58	0:13.27 [10]	14.73L		0:36.60	-6
		Michael Murphy		1000m	Overall	(0:13.27)				

Scratched: Santorini Summer (#2), Lanova (#14)

[] Ranking at each section and finish
 -:-:- No data available at this section
 NA No data available

SCN Saddle cloth number
 DNF Did not finish
 DNT Did not track



Horse/Jockey Name	Bigcat
Final Rank	1
Fastest Section Time (Section)	0:07.73 (Overall)
Top Speed [km/h] (Section)	67.5 (600m)
Race State	Finished



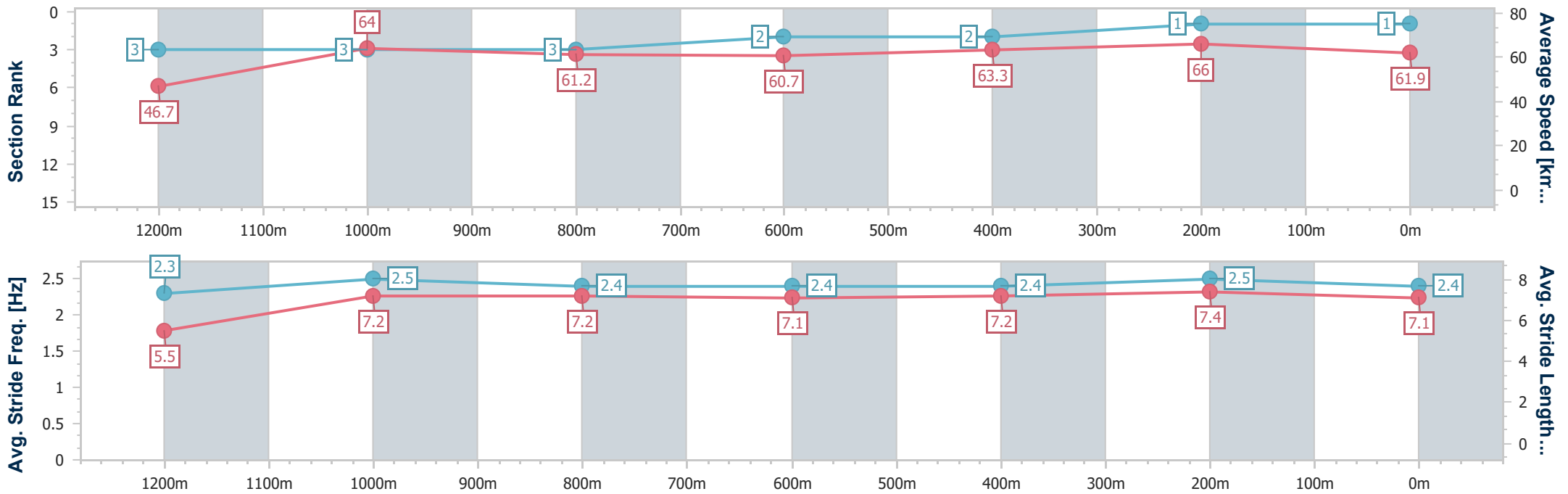
Rockhampton QLD Professional
Race 6: Red Lion Hotel BM55 Handicap - 1300m

19 November 2024 - 16:55

Track Rating: Good 4, Weather: Fine, Rail Position: +4.5m Entire



Section	Overall	1200m	1000m	800m	600m	400m	200m
Section Times	1:16.76 [1] (0:07.73)	1:09.03 [3] (0:11.28)	0:57.75 [3] (0:11.77)	0:45.98 [3] (0:12.07)	0:33.91 [2] (0:11.38)	0:22.53 [2] (0:10.90)	0:11.63 [1] (0:11.63)
Average Speed [km/h]	46.7	64.0	61.2	60.7	63.3	66.0	61.9
Top Speed [km/h]	61.5	65.3	65.1	62.0	67.5	67.3	64.7
Avg. Dist. to Rail [m]	5.9	1.2	0.3	2.1	3.4	4.4	4.6
Avg. Stride Freq. [Hz]	2.3	2.5	2.4	2.4	2.4	2.5	2.4
Avg. Stride Length [m]	5.5	7.2	7.2	7.1	7.2	7.4	7.1



- [] Ranking at each section and finish
- .-.- No data available at this section
- NA No data available



Horse/Jockey Name	The Hairdresser
Final Rank	2
Fastest Section Time (Section)	0:07.92 (Overall)
Top Speed [km/h] (Section)	65.9 (600m)
Race State	Finished



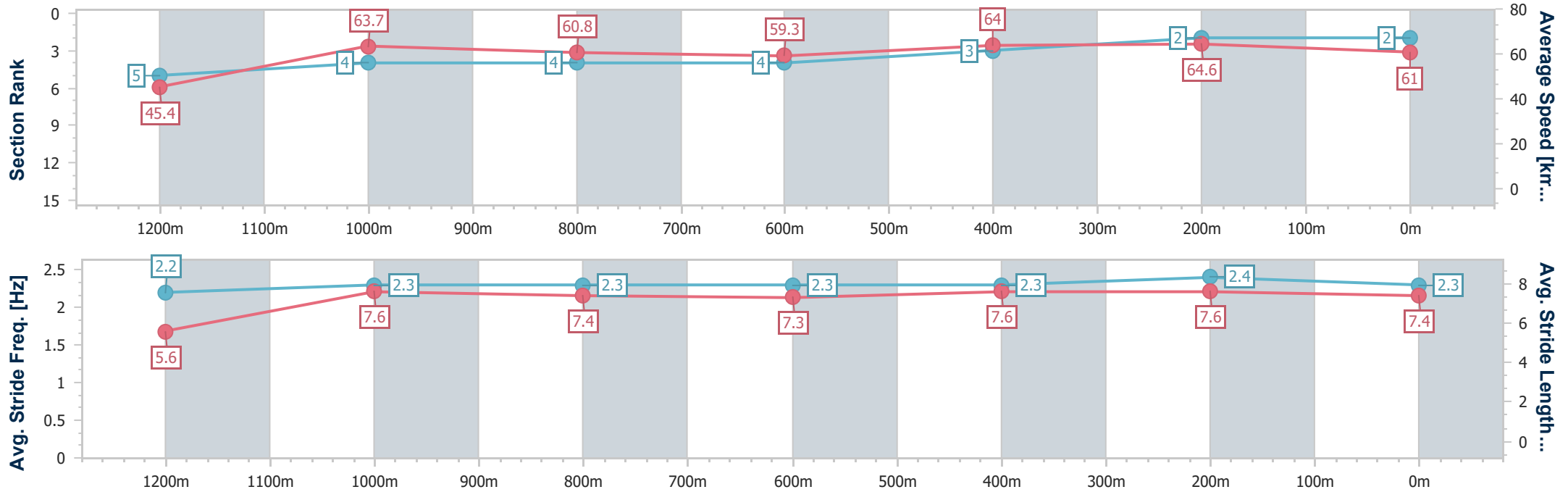
Rockhampton QLD Professional
Race 6: Red Lion Hotel BM55 Handicap - 1300m

19 November 2024 - 16:55



Track Rating: Good 4, Weather: Fine, Rail Position: +4.5m Entire

Section	Overall	1200m	1000m	800m	600m	400m	200m
Section Times	1:17.23 [2] (0:07.92)	1:09.31 [5] (0:11.29)	0:58.02 [4] (0:11.69)	0:46.33 [4] (0:12.14)	0:34.19 [4] (0:11.25)	0:22.94 [3] (0:11.15)	0:11.79 [2] (0:11.79)
Average Speed [km/h]	45.4	63.7	60.8	59.3	64.0	64.6	61.0
Top Speed [km/h]	60.8	65.4	65.5	61.3	65.9	65.7	63.4
Avg. Dist. to Rail [m]	1.3	1.7	1.9	1.4	3.4	3.6	4.1
Avg. Stride Freq. [Hz]	2.2	2.3	2.3	2.3	2.3	2.4	2.3
Avg. Stride Length [m]	5.6	7.6	7.4	7.3	7.6	7.6	7.4



- [] Ranking at each section and finish
- .-.- No data available at this section
- NA No data available



Horse/Jockey Name	Lady Masquerade
Final Rank	3
Fastest Section Time (Section)	0:08.38 (Overall)
Top Speed [km/h] (Section)	66.6 (400m)
Race State	Finished



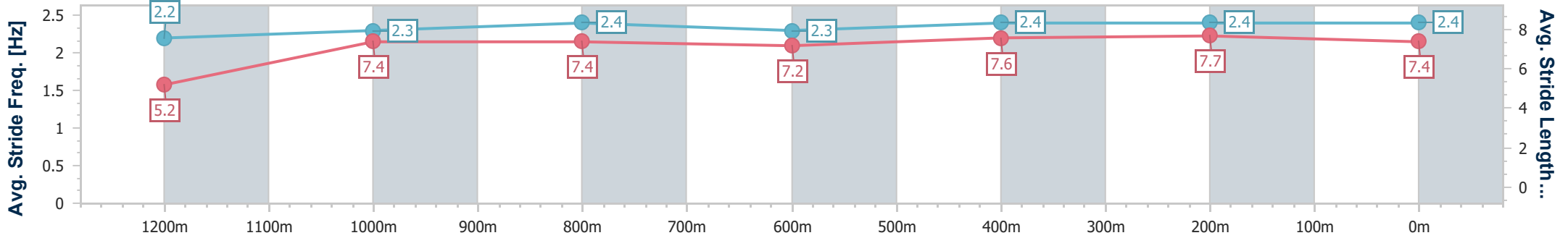
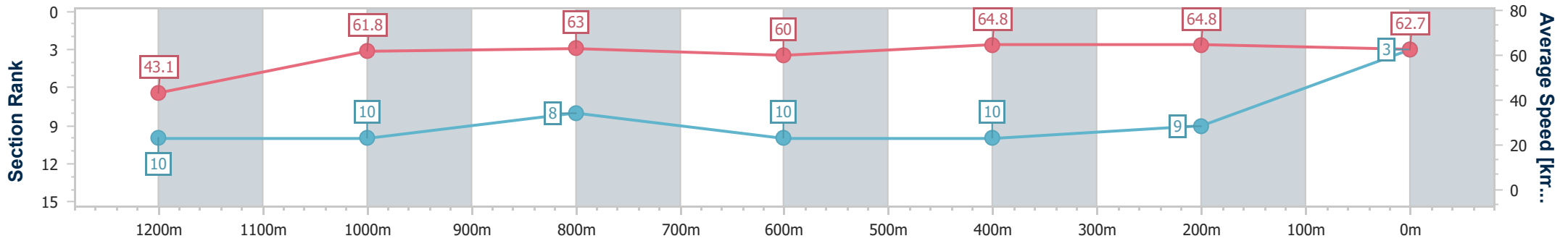
Rockhampton QLD Professional
Race 6: Red Lion Hotel BM55 Handicap - 1300m

19 November 2024 - 16:55

Track Rating: Good 4, Weather: Fine, Rail Position: +4.5m Entire



Section	Overall	1200m	1000m	800m	600m	400m	200m
Section Times	1:17.44 [3] (0:08.38)	1:09.06 [10] (0:11.63)	0:57.43 [10] (0:11.38)	0:46.05 [8] (0:12.31)	0:33.74 [10] (0:11.13)	0:22.61 [10] (0:11.12)	0:11.49 [9]
Average Speed [km/h]	43.1	61.8	63.0	60.0	64.8	64.8	62.7
Top Speed [km/h]	58.6	64.6	64.6	62.6	66.0	66.6	64.2
Avg. Dist. to Rail [m]	5.5	1.5	1.4	3.1	3.5	5.5	4.9
Avg. Stride Freq. [Hz]	2.2	2.3	2.4	2.3	2.4	2.4	2.4
Avg. Stride Length [m]	5.2	7.4	7.4	7.2	7.6	7.7	7.4



- [] Ranking at each section and finish
- .-.- No data available at this section
- NA No data available



Horse/Jockey Name	Bold Tyrant
Final Rank	4
Fastest Section Time (Section)	0:08.10 (Overall)
Top Speed [km/h] (Section)	67.6 (600m)
Race State	Finished



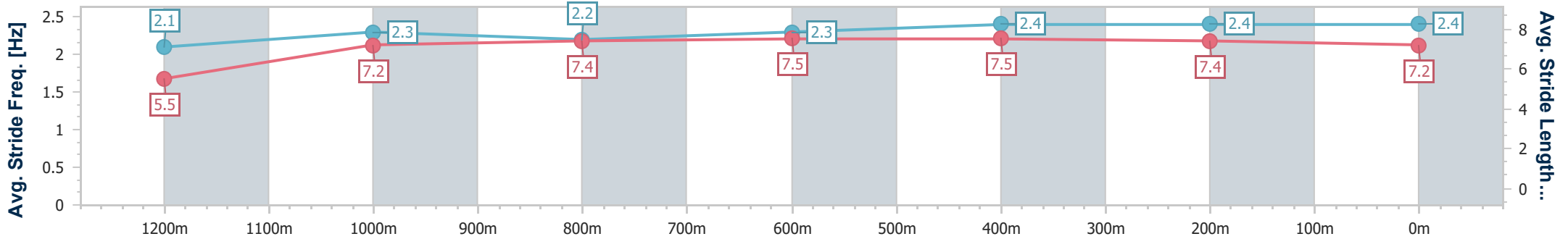
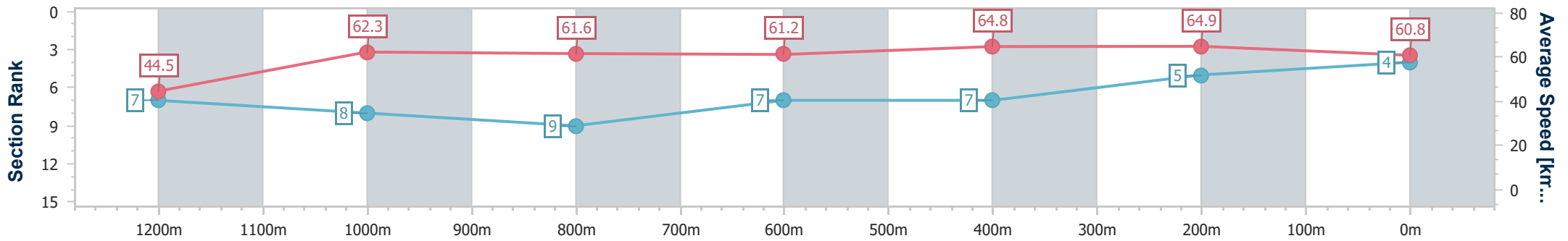
Rockhampton QLD Professional
Race 6: Red Lion Hotel BM55 Handicap - 1300m

19 November 2024 - 16:55

Track Rating: Good 4, Weather: Fine, Rail Position: +4.5m Entire



Section	Overall	1200m	1000m	800m	600m	400m	200m
Section Times	1:17.44 [4] (0:08.10)	1:09.34 [7] (0:11.58)	0:57.76 [8] (0:11.73)	0:46.03 [9] (0:11.97)	0:34.06 [7] (0:11.12)	0:22.94 [7] (0:11.10)	0:11.84 [5] (0:11.84)
Average Speed [km/h]	44.5	62.3	61.6	61.2	64.8	64.9	60.8
Top Speed [km/h]	58.1	63.8	64.2	63.3	67.6	67.6	63.1
Avg. Dist. to Rail [m]	5.0	0.8	0.6	2.1	5.6	7.4	10.0
Avg. Stride Freq. [Hz]	2.1	2.3	2.2	2.3	2.4	2.4	2.4
Avg. Stride Length [m]	5.5	7.2	7.4	7.5	7.5	7.4	7.2



- [] Ranking at each section and finish
- .-.- No data available at this section
- NA No data available



Horse/Jockey Name	All Business
Final Rank	5
Fastest Section Time (Section)	0:07.80 (Overall)
Top Speed [km/h] (Section)	66.0 (600m)
Race State	Finished



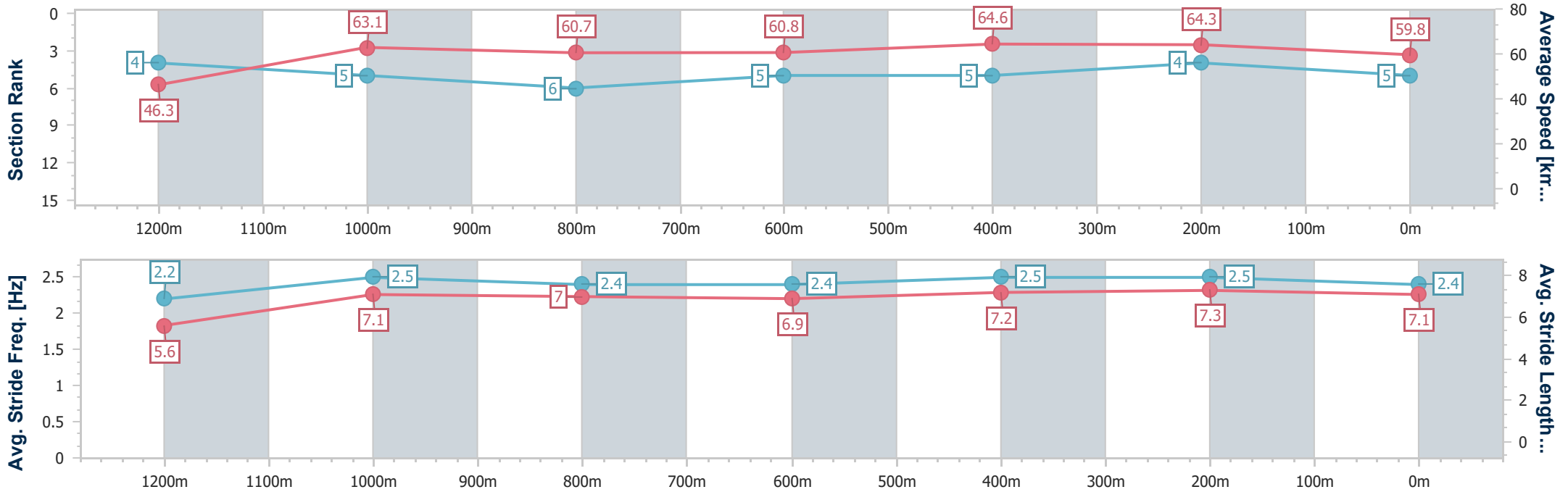
Rockhampton QLD Professional
Race 6: Red Lion Hotel BM55 Handicap - 1300m

19 November 2024 - 16:55



Track Rating: Good 4, Weather: Fine, Rail Position: +4.5m Entire

Section	Overall	1200m	1000m	800m	600m	400m	200m
Section Times	1:17.52 [5] (0:07.80)	1:09.72 [4] (0:11.44)	0:58.28 [5] (0:11.89)	0:46.39 [6] (0:12.00)	0:34.39 [5] (0:11.17)	0:23.22 [5] (0:11.20)	0:12.02 [4] (0:12.02)
Average Speed [km/h]	46.3	63.1	60.7	60.8	64.6	64.3	59.8
Top Speed [km/h]	61.1	64.4	64.3	64.1	66.0	65.8	63.5
Avg. Dist. to Rail [m]	9.0	1.9	0.4	1.7	4.7	5.4	6.5
Avg. Stride Freq. [Hz]	2.2	2.5	2.4	2.4	2.5	2.5	2.4
Avg. Stride Length [m]	5.6	7.1	7.0	6.9	7.2	7.3	7.1



- [] Ranking at each section and finish
- .-.- No data available at this section
- NA No data available



Horse/Jockey Name	Fly Like Helen
Final Rank	6
Fastest Section Time (Section)	0:08.11 (Overall)
Top Speed [km/h] (Section)	67.5 (400m)
Race State	Finished



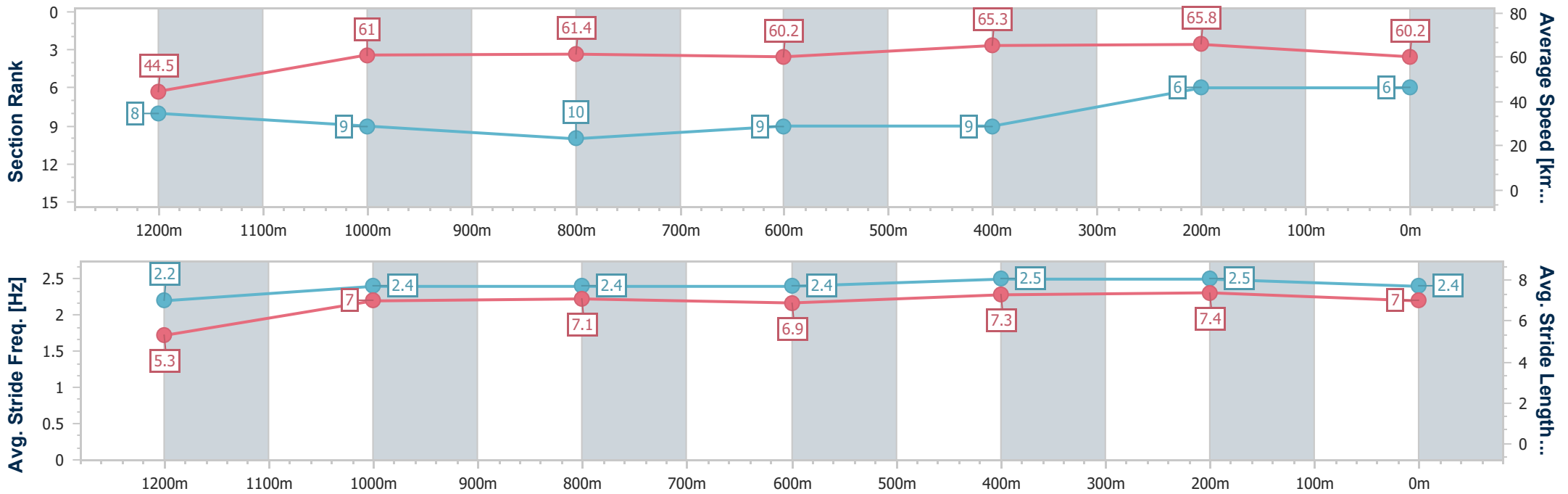
Rockhampton QLD Professional
Race 6: Red Lion Hotel BM55 Handicap - 1300m

19 November 2024 - 16:55

Track Rating: Good 4, Weather: Fine, Rail Position: +4.5m Entire



Section	Overall	1200m	1000m	800m	600m	400m	200m
Section Times	1:17.64 [6] (0:08.11)	1:09.53 [8] (0:11.82)	0:57.71 [9] (0:11.67)	0:46.04 [10] (0:12.07)	0:33.97 [9] (0:11.04)	0:22.93 [9] (0:10.95)	0:11.98 [6] (0:11.98)
Average Speed [km/h]	44.5	61.0	61.4	60.2	65.3	65.8	60.2
Top Speed [km/h]	59.6	62.3	62.6	62.0	67.3	67.5	63.8
Avg. Dist. to Rail [m]	6.8	0.6	0.7	1.5	4.1	4.9	7.9
Avg. Stride Freq. [Hz]	2.2	2.4	2.4	2.4	2.5	2.5	2.4
Avg. Stride Length [m]	5.3	7.0	7.1	6.9	7.3	7.4	7.0



- [] Ranking at each section and finish
- .-.- No data available at this section
- NA No data available



Horse/Jockey Name	All The Shops
Final Rank	7
Fastest Section Time (Section)	0:07.92 (Overall)
Top Speed [km/h] (Section)	66.6 (600m)
Race State	Finished



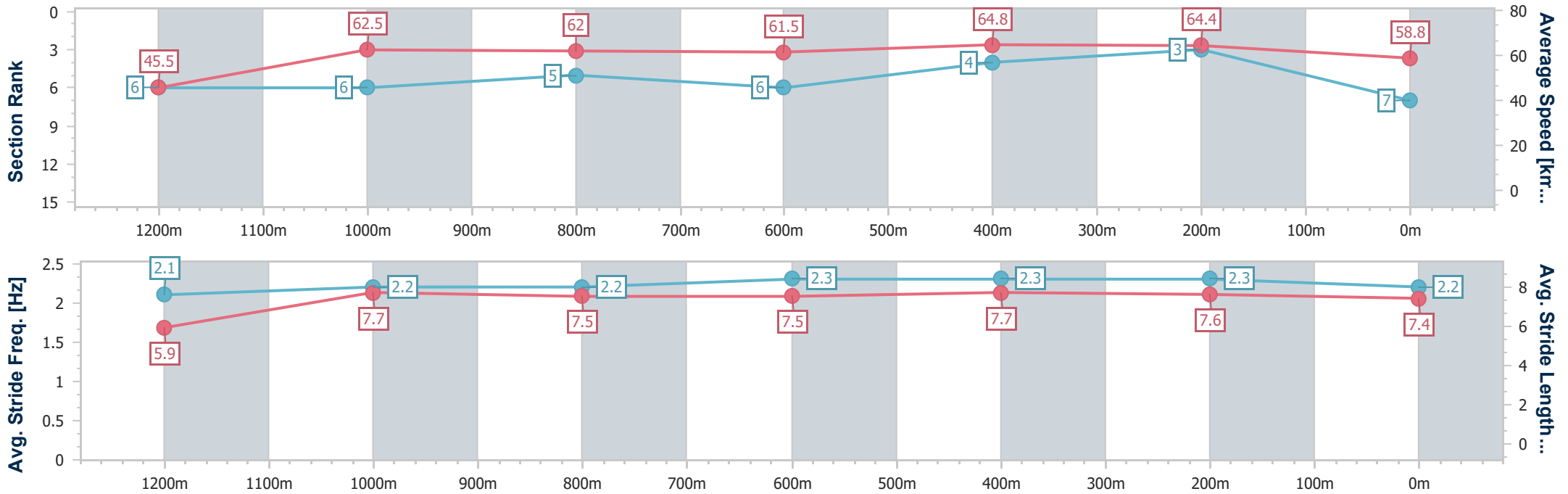
Rockhampton QLD Professional
Race 6: Red Lion Hotel BM55 Handicap - 1300m

19 November 2024 - 16:55

Track Rating: Good 4, Weather: Fine, Rail Position: +4.5m Entire



Section	Overall	1200m	1000m	800m	600m	400m	200m
Section Times	1:17.73 [7] (0:07.92)	1:09.81 [6] (0:11.52)	0:58.29 [6] (0:11.68)	0:46.61 [5] (0:12.04)	0:34.57 [6] (0:11.14)	0:23.43 [4] (0:11.18)	0:12.25 [3] (0:12.25)
Average Speed [km/h]	45.5	62.5	62.0	61.5	64.8	64.4	58.8
Top Speed [km/h]	59.2	64.1	64.1	62.6	66.6	66.6	61.6
Avg. Dist. to Rail [m]	3.8	0.3	0.9	3.5	5.9	6.3	6.8
Avg. Stride Freq. [Hz]	2.1	2.2	2.2	2.3	2.3	2.3	2.2
Avg. Stride Length [m]	5.9	7.7	7.5	7.5	7.7	7.6	7.4



- [] Ranking at each section and finish
- .-.- No data available at this section
- NA No data available



Horse/Jockey Name	I'm Bluey
Final Rank	8
Fastest Section Time (Section)	0:08.40 (Overall)
Top Speed [km/h] (Section)	66.4 (600m)
Race State	Finished



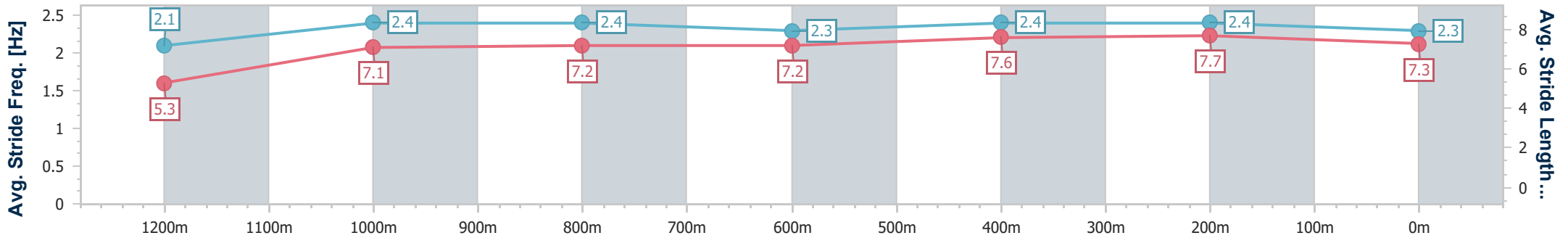
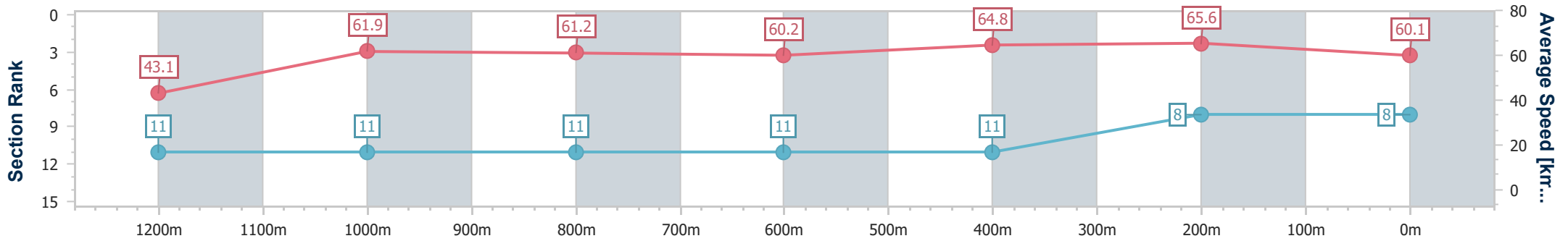
Rockhampton QLD Professional
Race 6: Red Lion Hotel BM55 Handicap - 1300m

19 November 2024 - 16:55

Track Rating: Good 4, Weather: Fine, Rail Position: +4.5m Entire



Section	Overall	1200m	1000m	800m	600m	400m	200m
Section Times	1:17.92 [8] (0:08.40)	1:09.52 [11] (0:11.65)	0:57.87 [11] (0:11.76)	0:46.11 [11] (0:12.03)	0:34.08 [11] (0:11.12)	0:22.96 [11] (0:10.98)	0:11.98 [8] (0:11.98)
Average Speed [km/h]	43.1	61.9	61.2	60.2	64.8	65.6	60.1
Top Speed [km/h]	58.1	64.1	62.8	61.5	66.4	66.2	63.8
Avg. Dist. to Rail [m]	7.1	0.7	0.3	0.9	2.5	6.0	10.1
Avg. Stride Freq. [Hz]	2.1	2.4	2.4	2.3	2.4	2.4	2.3
Avg. Stride Length [m]	5.3	7.1	7.2	7.2	7.6	7.7	7.3



- [] Ranking at each section and finish
- .-.- No data available at this section
- NA No data available



Horse/Jockey Name	Tour De Field
Final Rank	9
Fastest Section Time (Section)	0:08.58 (Overall)
Top Speed [km/h] (Section)	67.3 (600m)
Race State	Finished



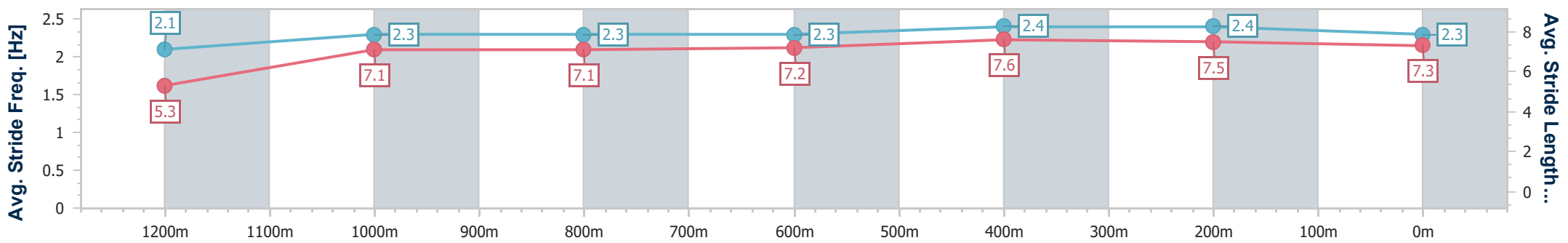
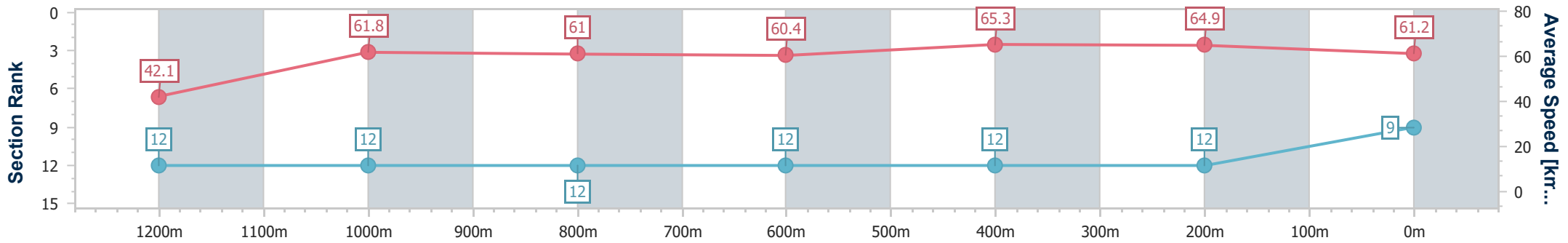
Rockhampton QLD Professional
Race 6: Red Lion Hotel BM55 Handicap - 1300m

19 November 2024 - 16:55



Track Rating: Good 4, Weather: Fine, Rail Position: +4.5m Entire

Section	Overall	1200m	1000m	800m	600m	400m	200m
Section Times	1:17.99 [9] (0:08.58)	1:09.41 [12] (0:11.70)	0:57.71 [12] (0:11.79)	0:45.92 [12] (0:12.03)	0:33.89 [12] (0:11.04)	0:22.85 [12] (0:11.09)	0:11.76 [12] (0:11.76)
Average Speed [km/h]	42.1	61.8	61.0	60.4	65.3	64.9	61.2
Top Speed [km/h]	58.3	64.5	64.2	63.3	67.3	67.0	64.0
Avg. Dist. to Rail [m]	9.0	1.6	0.4	1.4	2.4	6.2	7.9
Avg. Stride Freq. [Hz]	2.1	2.3	2.3	2.3	2.4	2.4	2.3
Avg. Stride Length [m]	5.3	7.1	7.1	7.2	7.6	7.5	7.3



- [] Ranking at each section and finish
- .-.- No data available at this section
- NA No data available



Horse/Jockey Name	Cannon Hill
Final Rank	10
Fastest Section Time (Section)	0:08.16 (Overall)
Top Speed [km/h] (Section)	67.0 (600m)
Race State	Finished



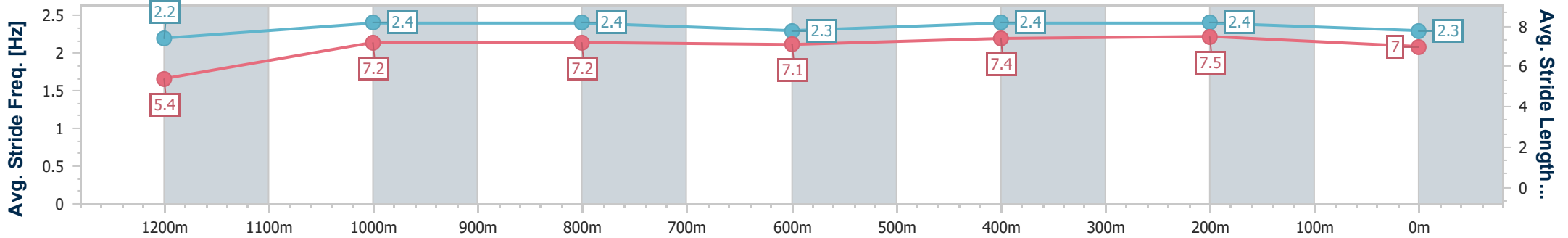
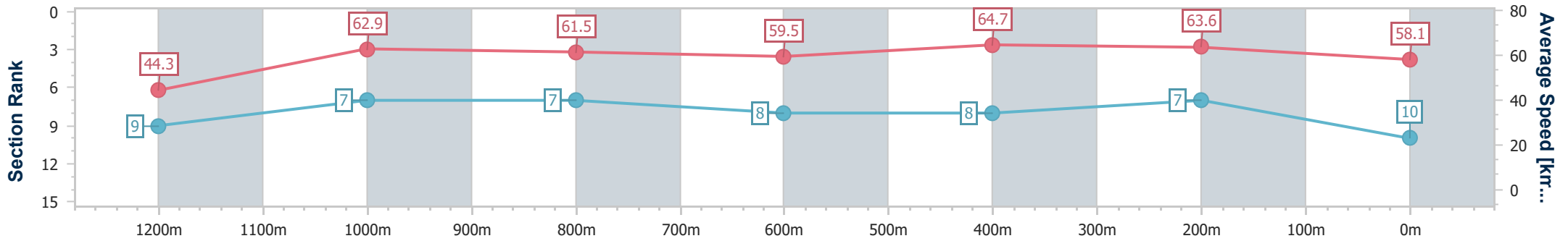
Rockhampton QLD Professional
Race 6: Red Lion Hotel BM55 Handicap - 1300m

19 November 2024 - 16:55



Track Rating: Good 4, Weather: Fine, Rail Position: +4.5m Entire

Section	Overall	1200m	1000m	800m	600m	400m	200m
Section Times	1:18.24 [10] (0:08.16)	1:10.08 [9] (0:11.40)	0:58.68 [7] (0:11.70)	0:46.98 [7] (0:12.13)	0:34.85 [8] (0:11.13)	0:23.72 [8] (0:11.32)	0:12.40 [7] (0:12.40)
Average Speed [km/h]	44.3	62.9	61.5	59.5	64.7	63.6	58.1
Top Speed [km/h]	59.1	65.2	65.4	61.9	67.0	66.8	60.8
Avg. Dist. to Rail [m]	2.2	0.6	0.4	0.6	3.0	4.4	5.7
Avg. Stride Freq. [Hz]	2.2	2.4	2.4	2.3	2.4	2.4	2.3
Avg. Stride Length [m]	5.4	7.2	7.2	7.1	7.4	7.5	7.0



- [] Ranking at each section and finish
- .-.- No data available at this section
- NA No data available



Horse/Jockey Name	Bornees Lad
Final Rank	11
Fastest Section Time (Section)	0:07.72 (Overall)
Top Speed [km/h] (Section)	66.8 (1200m)
Race State	Finished



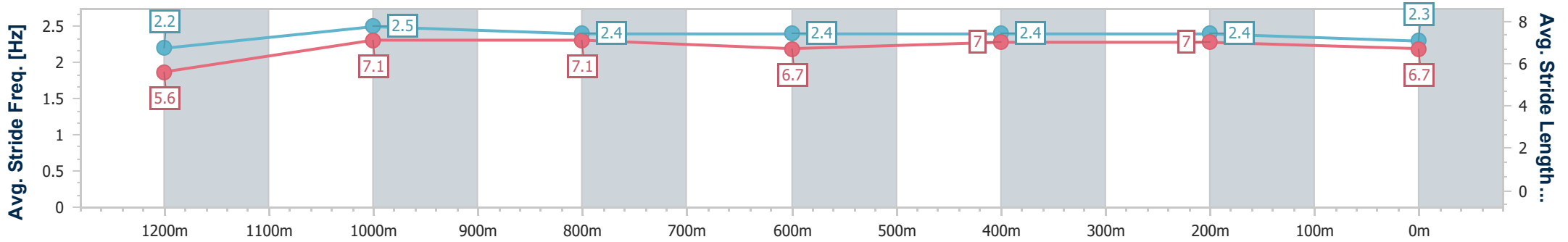
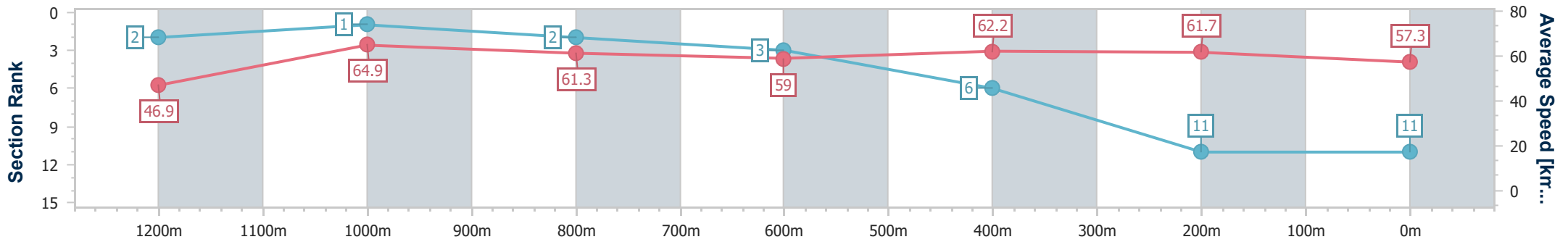
Rockhampton QLD Professional
Race 6: Red Lion Hotel BM55 Handicap - 1300m

19 November 2024 - 16:55

Track Rating: Good 4, Weather: Fine, Rail Position: +4.5m Entire



Section	Overall	1200m	1000m	800m	600m	400m	200m
Section Times	1:18.73 [11] (0:07.72)	1:11.01 [2] (0:11.07)	0:59.94 [1] (0:11.77)	0:48.17 [2] (0:12.35)	0:35.82 [3] (0:11.58)	0:24.24 [6] (0:11.67)	0:12.57 [11] (0:12.57)
Average Speed [km/h]	46.9	64.9	61.3	59.0	62.2	61.7	57.3
Top Speed [km/h]	62.5	66.8	64.4	60.1	64.1	64.1	60.0
Avg. Dist. to Rail [m]	2.3	0.5	0.5	1.4	2.1	3.2	4.8
Avg. Stride Freq. [Hz]	2.2	2.5	2.4	2.4	2.4	2.4	2.3
Avg. Stride Length [m]	5.6	7.1	7.1	6.7	7.0	7.0	6.7



- [] Ranking at each section and finish
- .-.- No data available at this section
- NA No data available



Horse/Jockey Name	Quartershare
Final Rank	12
Fastest Section Time (Section)	0:07.58 (Overall)
Top Speed [km/h] (Section)	65.4 (1000m)
Race State	Finished



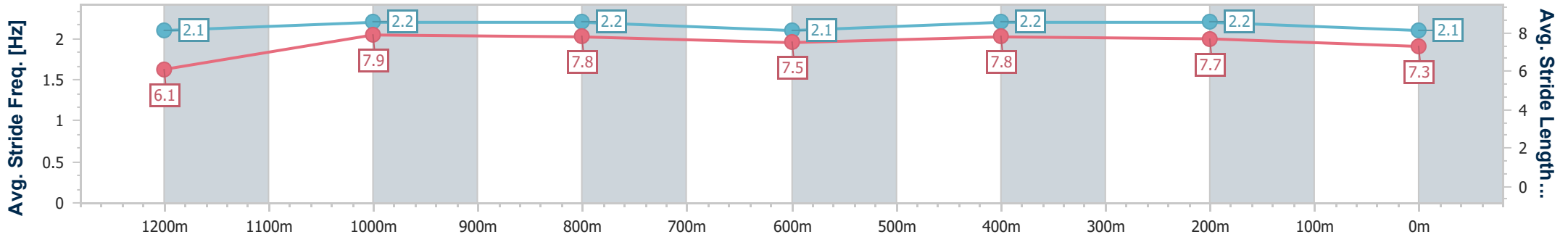
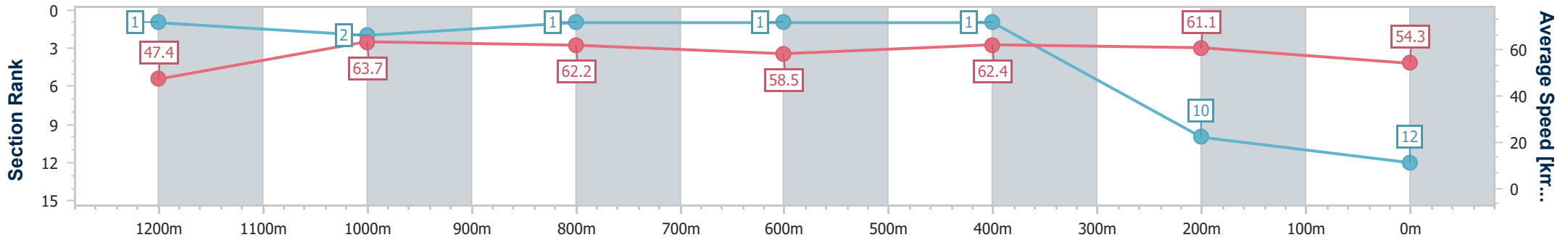
Rockhampton QLD Professional
Race 6: Red Lion Hotel BM55 Handicap - 1300m

19 November 2024 - 16:55

Track Rating: Good 4, Weather: Fine, Rail Position: +4.5m Entire



Section	Overall	1200m	1000m	800m	600m	400m	200m
Section Times	1:19.26 [12] (0:07.58)	1:11.68 [1] (0:11.30)	1:00.38 [2] (0:11.50)	0:48.88 [1] (0:12.28)	0:36.60 [1] (0:11.55)	0:25.05 [1] (0:11.78)	0:13.27 [10] (0:13.27)
Average Speed [km/h]	47.4	63.7	62.2	58.5	62.4	61.1	54.3
Top Speed [km/h]	61.3	65.2	65.4	60.0	64.1	63.8	58.7
Avg. Dist. to Rail [m]	1.0	0.8	1.0	0.7	1.6	2.1	2.9
Avg. Stride Freq. [Hz]	2.1	2.2	2.2	2.1	2.2	2.2	2.1
Avg. Stride Length [m]	6.1	7.9	7.8	7.5	7.8	7.7	7.3



- [] Ranking at each section and finish
- .-.- No data available at this section
- NA No data available