



**Townsville QLD Professional**  
**Race 8: A. GABRIELLI CONSTRUCTIONS - THAT'S A WRAP**  
**BENCHMARK 55 Handicap - 1000m**  
**17 November 2024 - 17:17**



Track Rating: Good 4, Weather: Fine, Rail Position: +4m 1000m-0m, +0m Remainder

Section		Overall	800m	600m	400m	200m	Last 600m					
Field Times		0:56.52 (0:12.76)	0:43.76 (0:10.04)	0:33.72 (0:10.59)	0:23.13 (0:11.24)	0:11.89 (0:11.89)	0:33.72					
Rank	TAB Horse/Jockey	Barrier	Top Speed [km/h]	Fastest Section	Margin					Distance Travelled [m]		
1	14 ROTH 'N' BUBBLE Nathan Day	7	73.7 800m	0:10.00 800m	0:56.52 [1] (0:13.40)	0:43.12 [11] (0:10.00)	0:33.12 [9] (0:10.59)	0:22.53 [9] (0:10.89)	0:11.64 [4] (0:11.64)	0:56.52	0:33.12	
2	4 WIN AND TONIC Ashley Butler	2	73.1 800m	0:10.04 800m	0:56.59 [2] (0:12.76)	0:43.83 [1] (0:10.04)	0:33.79 [1] (0:10.59)	0:23.20 [1] (0:11.24)	0:11.96 [1] (0:11.96)	0.44L	0:33.79	+1
3	15 THE WALLET Adam Sewell	16	73.1 Overall	0:10.15 800m	0:56.71 [3] (0:12.81)	0:43.90 [2] (0:10.15)	0:33.75 [2] (0:10.63)	0:23.12 [2] (0:11.10)	0:12.02 [2] (0:12.02)	1.15L	0:33.75	+5
4	9 ULTIMATE Graham Kliese	6	72.3 800m	0:10.04 800m	0:56.87 [4] (0:13.65)	0:43.22 [14] (0:10.04)	0:33.18 [13] (0:10.50)	0:22.68 [12] (0:10.95)	0:11.73 [9] (0:11.73)	2.11L	0:33.18	+2
5	2 MUTAFIQ Ryan Wiggins	12	73.8 800m	0:10.01 800m	0:56.89 [5] (0:13.29)	0:43.60 [9] (0:10.01)	0:33.59 [8] (0:10.63)	0:22.96 [8] (0:11.02)	0:11.94 [6] (0:11.94)	2.2L	0:33.59	+5
6	18 OUR ADDICTION Scott Sheargold	9	72.5 800m	0:10.10 800m	0:56.94 [6] (0:12.87)	0:44.07 [3] (0:10.10)	0:33.97 [3] (0:10.64)	0:23.33 [3] (0:11.14)	0:12.19 [3] (0:12.19)	2.51L	0:33.97	+5
7	1 COLD POWER Gabrielle Semmens	11	71.1 800m	0:10.40 800m	0:57.01 [7] (0:13.10)	0:43.91 [7] (0:10.40)	0:33.51 [10] (0:10.57)	0:22.94 [10] (0:11.06)	0:11.88 [8] (0:11.88)	2.9L	0:33.51	+7
8	5 MISHANI MAVERICK Tyler Leslight	4	73.1 800m	0:10.06 800m	0:57.02 [8] (0:13.00)	0:44.02 [6] (0:10.06)	0:33.96 [5] (0:10.70)	0:23.26 [5] (0:11.15)	0:12.11 [5] (0:12.11)	2.96L	0:33.96	+2
9	10 COPPABELLA ROAD Jackson Murphy	5	72.8 800m	0:10.14 800m	0:57.14 [9] (0:12.99)	0:44.15 [5] (0:10.14)	0:34.01 [6] (0:10.70)	0:23.31 [6] (0:11.25)	0:12.06 [7] (0:12.06)	3.7L	0:34.01	+5
10	12 WICKLOW LASS Denicious Smith	8	73.8 800m	0:10.14 800m	0:57.43 [10] (0:13.12)	0:44.31 [8] (0:10.14)	0:34.17 [7] (0:10.64)	0:23.53 [7] (0:11.24)	0:12.29 [10] (0:12.29)	5.4L	0:34.17	+9

Scratched: Calm Is Power (#6), Dystopian (#8), Lucky Rolla (#19), Celebration (#7), Journo (#17)

[ ] Ranking at each section and finish  
 -:-:- No data available at this section  
 NA No data available

SCN Saddle cloth number  
 DNF Did not finish  
 DNT Did not track



**Townsville QLD Professional**  
**Race 8: A. GABRIELLI CONSTRUCTIONS - THAT'S A WRAP**  
**BENCHMARK 55 Handicap - 1000m**  
**17 November 2024 - 17:17**



Track Rating: Good 4, Weather: Fine, Rail Position: +4m 1000m-0m, +0m Remainder

Section		Overall	800m	600m	400m	200m	Last 600m					
Field Times		0:56.52 (0:12.76)	0:43.76 (0:10.04)	0:33.72 (0:10.59)	0:23.13 (0:11.24)	0:11.89 (0:11.89)	0:33.72					
Rank	TAB Horse/Jockey	Barrier	Top Speed [km/h]	Fastest Section	Margin			Distance Travelled [m]				
11	11 <b>READ 'EM AND WEEP</b> Carl Spry	17	72.9 800m	0:10.19 800m	0:57.50 [11] (0:13.58)	0:43.92 [13] (0:10.19)	0:33.73 [14] (0:10.65)	0:23.08 [14] (0:10.84)	0:12.24 [11] (0:12.24)	5.81L	0:33.73	+7
12	3 <b>BORNEO</b> Lacey Morrison	14	71.7 800m	0:10.34 800m	0:57.51 [12] (0:13.31)	0:44.20 [10] (0:10.34)	0:33.86 [12] (0:10.62)	0:23.24 [13] (0:11.09)	0:12.15 [13] (0:12.15)	5.88L	0:33.86	+10
13	13 <b>SHE'S REWARDING</b> Pietro Romeo	10	72.7 800m	0:10.10 800m	0:57.81 [13] (0:13.54)	0:44.27 [12] (0:10.10)	0:34.17 [11] (0:10.53)	0:23.64 [11] (0:11.35)	0:12.29 [14] (0:12.29)	7.6L	0:34.17	+8
14	16 <b>FLYING ARTIST</b> Michael Murphy	15	73.5 800m	0:10.09 800m	0:58.62 [14] (0:12.91)	0:45.71 [4] (0:10.09)	0:35.62 [4] (0:10.72)	0:24.90 [4] (0:11.63)	0:13.27 [12] (0:13.27)	12.39L	0:35.62	+9

Scratched: Calm Is Power (#6), Dystopian (#8), Lucky Rolla (#19), Celebration (#7), Journo (#17)

[ ] Ranking at each section and finish  
 -:-:- No data available at this section  
 NA No data available

SCN Saddle cloth number  
 DNF Did not finish  
 DNT Did not track



Horse/Jockey Name	Roth 'N' Bubble
Final Rank	1
Fastest Section Time (Section)	0:10.00 (800m)
Top Speed [km/h] (Section)	73.7 (800m)
Race State	Finished



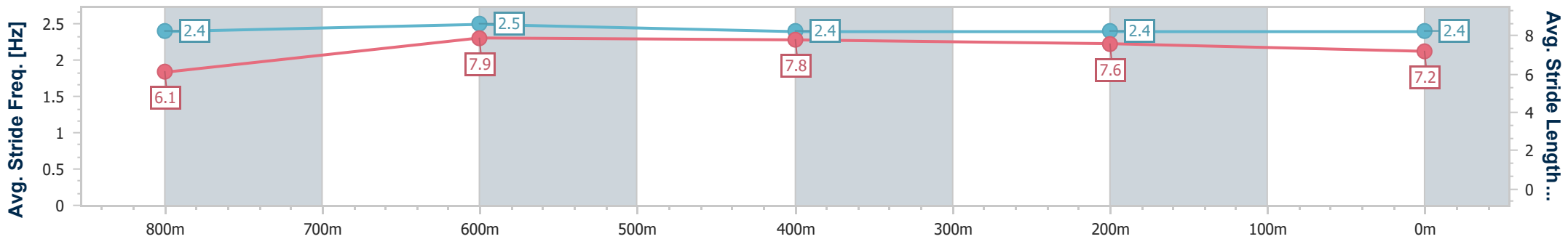
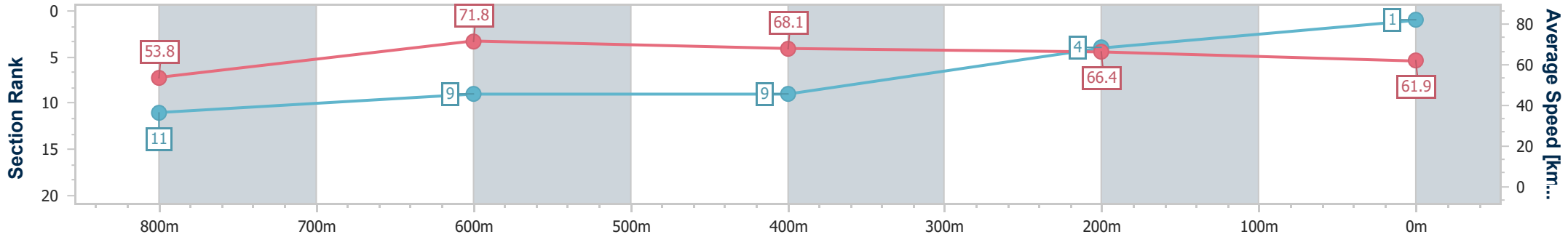
Townsville QLD Professional  
 Race 8: A. GABRIELLI CONSTRUCTIONS - THAT'S A WRAP  
 BENCHMARK 55 Handicap - 1000m



17 November 2024 - 17:17

Track Rating: Good 4, Weather: Fine, Rail Position: +4m 1000m-0m, +0m Remainder

Section	Overall	800m	600m	400m	200m
Section Times	0:56.52 [1] (0:13.40)	0:43.12 [11] (0:10.00)	0:33.12 [9] (0:10.59)	0:22.53 [9] (0:10.89)	0:11.64 [4] (0:11.64)
Average Speed [km/h]	53.8	71.8	68.1	66.4	61.9
Top Speed [km/h]	73.2	73.7	70.1	67.8	64.6
Avg. Dist. to Rail [m]	3.4	0.5	0.7	3.2	4.9
Avg. Stride Freq. [Hz]	2.4	2.5	2.4	2.4	2.4
Avg. Stride Length [m]	6.1	7.9	7.8	7.6	7.2



- [ ] Ranking at each section and finish
- .-.- No data available at this section
- NA No data available



Horse/Jockey Name	Win And Tonic
Final Rank	2
Fastest Section Time (Section)	0:10.04 (800m)
Top Speed [km/h] (Section)	73.1 (800m)
Race State	Finished



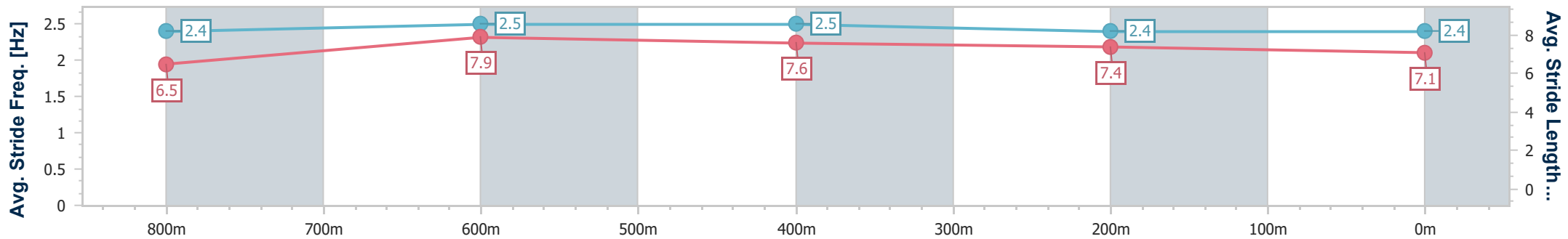
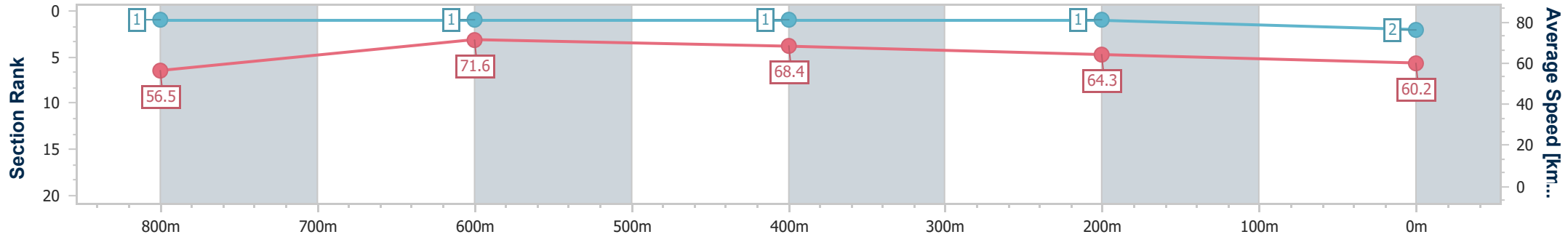
Townsville QLD Professional  
 Race 8: A. GABRIELLI CONSTRUCTIONS - THAT'S A WRAP  
 BENCHMARK 55 Handicap - 1000m



17 November 2024 - 17:17

Track Rating: Good 4, Weather: Fine, Rail Position: +4m 1000m-0m,  
 +0m Remainder

Section	Overall	800m	600m	400m	200m
Section Times	0:56.59 [2] (0:12.76)	0:43.83 [1] (0:10.04)	0:33.79 [1] (0:10.59)	0:23.20 [1] (0:11.24)	0:11.96 [1] (0:11.96)
Average Speed [km/h]	56.5	71.6	68.4	64.3	60.2
Top Speed [km/h]	72.1	73.1	70.3	66.4	63.3
Avg. Dist. to Rail [m]	0.9	0.5	1.2	2.6	2.5
Avg. Stride Freq. [Hz]	2.4	2.5	2.5	2.4	2.4
Avg. Stride Length [m]	6.5	7.9	7.6	7.4	7.1



- [ ] Ranking at each section and finish
- .-.- No data available at this section
- NA No data available



Horse/Jockey Name	The Wallet
Final Rank	3
Fastest Section Time (Section)	0:10.15 (800m)
Top Speed [km/h] (Section)	73.1 (Overall)
Race State	Finished



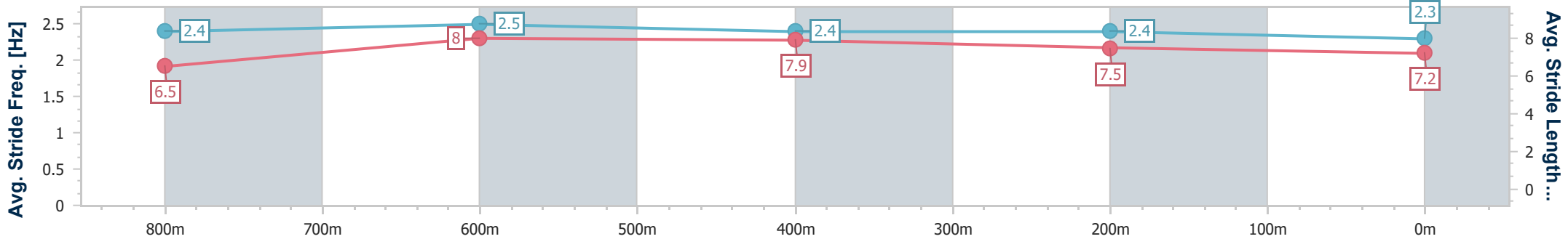
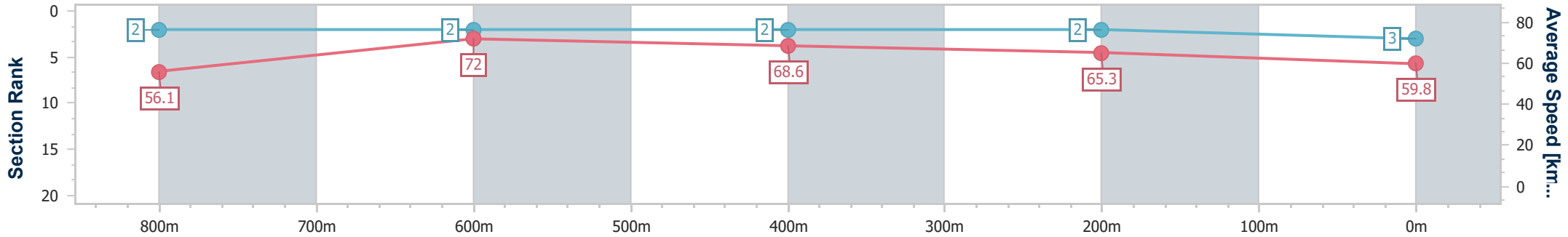
Townsville QLD Professional  
 Race 8: A. GABRIELLI CONSTRUCTIONS - THAT'S A WRAP  
 BENCHMARK 55 Handicap - 1000m



17 November 2024 - 17:17

Track Rating: Good 4, Weather: Fine, Rail Position: +4m 1000m-0m, +0m Remainder

Section	Overall	800m	600m	400m	200m
Section Times	0:56.71 [3] (0:12.81)	0:43.90 [2] (0:10.15)	0:33.75 [2] (0:10.63)	0:23.12 [2] (0:11.10)	0:12.02 [2] (0:12.02)
Average Speed [km/h]	56.1	72.0	68.6	65.3	59.8
Top Speed [km/h]	73.1	72.9	71.8	67.9	62.7
Avg. Dist. to Rail [m]	8.6	3.5	2.7	3.6	3.8
Avg. Stride Freq. [Hz]	2.4	2.5	2.4	2.4	2.3
Avg. Stride Length [m]	6.5	8.0	7.9	7.5	7.2



- [ ] Ranking at each section and finish
- .-.- No data available at this section
- NA No data available



Horse/Jockey Name	Ultimate
Final Rank	4
Fastest Section Time (Section)	0:10.04 (800m)
Top Speed [km/h] (Section)	72.3 (800m)
Race State	Finished



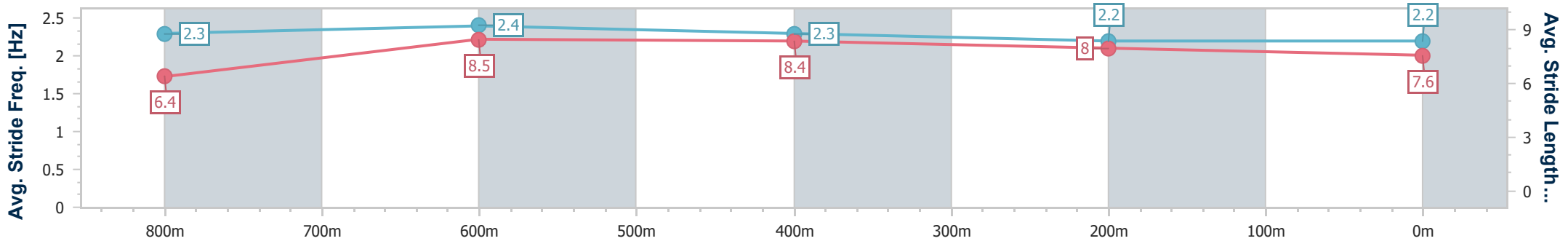
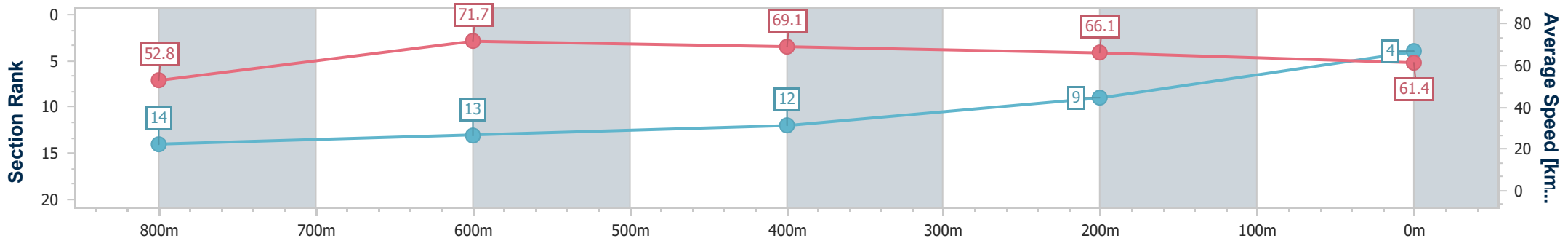
Townsville QLD Professional  
 Race 8: A. GABRIELLI CONSTRUCTIONS - THAT'S A WRAP  
 BENCHMARK 55 Handicap - 1000m



17 November 2024 - 17:17

Track Rating: Good 4, Weather: Fine, Rail Position: +4m 1000m-0m, +0m Remainder

Section	Overall	800m	600m	400m	200m
Section Times	0:56.87 [4] (0:13.65)	0:43.22 [14] (0:10.04)	0:33.18 [13] (0:10.50)	0:22.68 [12] (0:10.95)	0:11.73 [9] (0:11.73)
Average Speed [km/h]	52.8	71.7	69.1	66.1	61.4
Top Speed [km/h]	71.6	72.3	71.0	68.2	64.5
Avg. Dist. to Rail [m]	2.6	0.4	1.3	4.8	8.8
Avg. Stride Freq. [Hz]	2.3	2.4	2.3	2.2	2.2
Avg. Stride Length [m]	6.4	8.5	8.4	8.0	7.6



- [ ] Ranking at each section and finish
- .-.- No data available at this section
- NA No data available



Horse/Jockey Name	Mutafiq
Final Rank	5
Fastest Section Time (Section)	0:10.01 (800m)
Top Speed [km/h] (Section)	73.8 (800m)
Race State	Finished



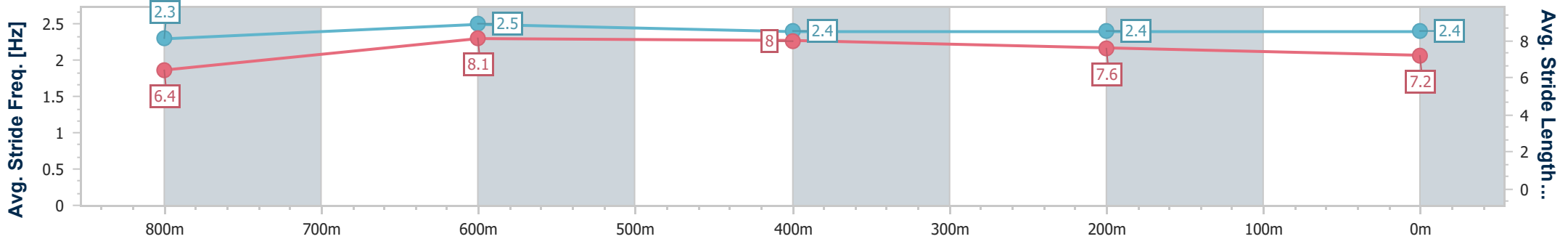
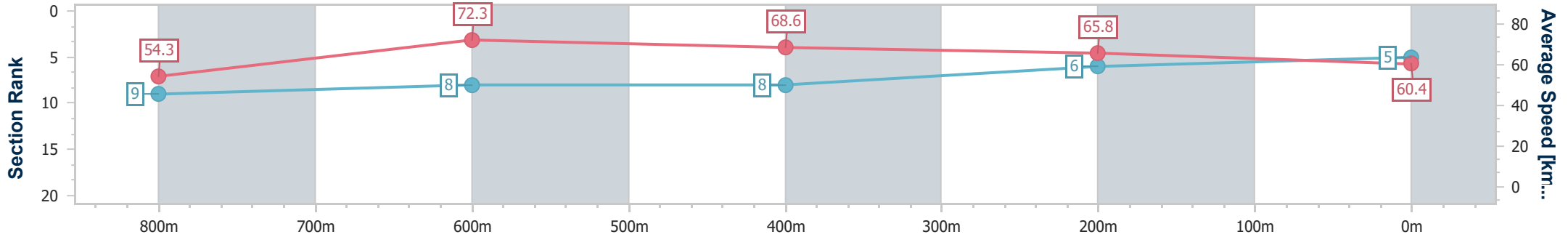
Townsville QLD Professional  
 Race 8: A. GABRIELLI CONSTRUCTIONS - THAT'S A WRAP  
 BENCHMARK 55 Handicap - 1000m



17 November 2024 - 17:17

Track Rating: Good 4, Weather: Fine, Rail Position: +4m 1000m-0m, +0m Remainder

Section	Overall	800m	600m	400m	200m
Section Times	0:56.89 [5] (0:13.29)	0:43.60 [9] (0:10.01)	0:33.59 [8] (0:10.63)	0:22.96 [8] (0:11.02)	0:11.94 [6] (0:11.94)
Average Speed [km/h]	54.3	72.3	68.6	65.8	60.4
Top Speed [km/h]	72.5	73.8	70.4	67.8	63.0
Avg. Dist. to Rail [m]	6.6	1.3	2.9	4.8	7.5
Avg. Stride Freq. [Hz]	2.3	2.5	2.4	2.4	2.4
Avg. Stride Length [m]	6.4	8.1	8.0	7.6	7.2



- [ ] Ranking at each section and finish
- .-.- No data available at this section
- NA No data available



Horse/Jockey Name	Our Addiction
Final Rank	6
Fastest Section Time (Section)	0:10.10 (800m)
Top Speed [km/h] (Section)	72.5 (800m)
Race State	Finished



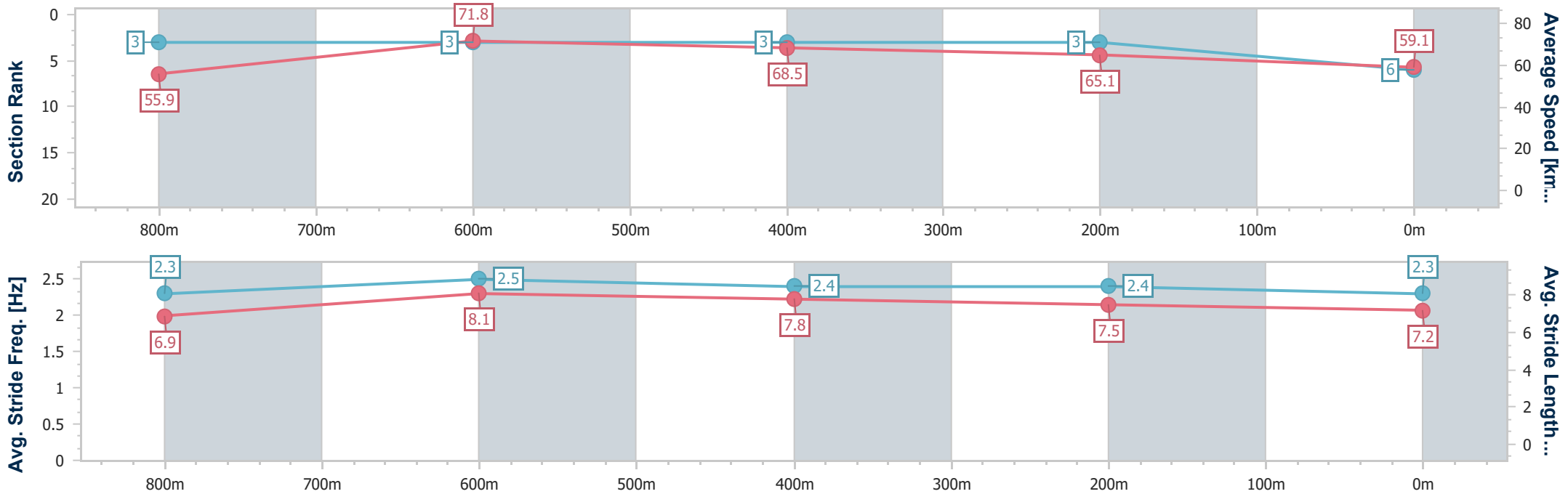
Townsville QLD Professional  
 Race 8: A. GABRIELLI CONSTRUCTIONS - THAT'S A WRAP  
 BENCHMARK 55 Handicap - 1000m



17 November 2024 - 17:17

Track Rating: Good 4, Weather: Fine, Rail Position: +4m 1000m-0m,  
 +0m Remainder

Section	Overall	800m	600m	400m	200m
Section Times	0:56.94 [6] (0:12.87)	0:44.07 [3] (0:10.10)	0:33.97 [3] (0:10.64)	0:23.33 [3] (0:11.14)	0:12.19 [3] (0:12.19)
Average Speed [km/h]	55.9	71.8	68.5	65.1	59.1
Top Speed [km/h]	71.6	72.5	70.3	67.8	62.6
Avg. Dist. to Rail [m]	3.6	1.1	2.9	4.5	5.2
Avg. Stride Freq. [Hz]	2.3	2.5	2.4	2.4	2.3
Avg. Stride Length [m]	6.9	8.1	7.8	7.5	7.2



- [ ] Ranking at each section and finish
- .-.- No data available at this section
- NA No data available





Horse/Jockey Name	Cold Power
Final Rank	7
Fastest Section Time (Section)	0:10.40 (800m)
Top Speed [km/h] (Section)	71.1 (800m)
Race State	Finished



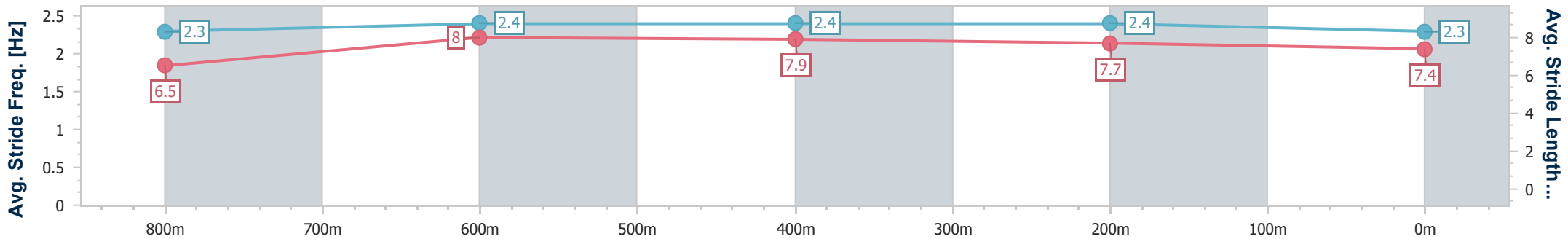
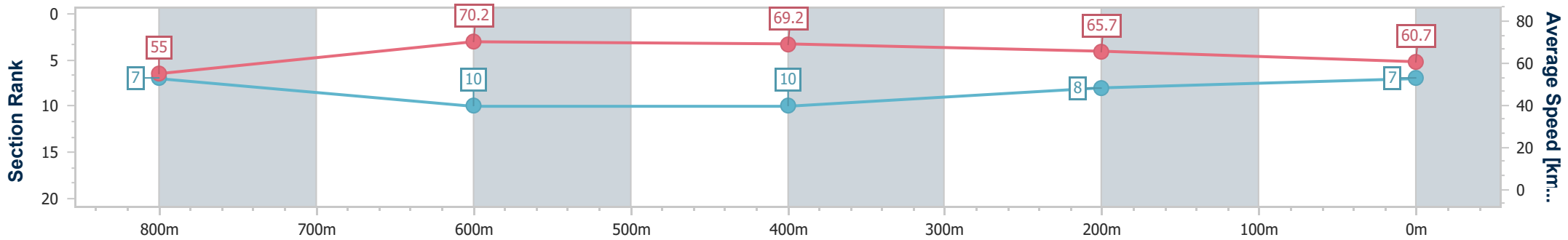
Townsville QLD Professional  
 Race 8: A. GABRIELLI CONSTRUCTIONS - THAT'S A WRAP  
 BENCHMARK 55 Handicap - 1000m



17 November 2024 - 17:17

Track Rating: Good 4, Weather: Fine, Rail Position: +4m 1000m-0m,  
 +0m Remainder

Section	Overall	800m	600m	400m	200m
Section Times	0:57.01 [7] (0:13.10)	0:43.91 [7] (0:10.40)	0:33.51 [10] (0:10.57)	0:22.94 [10] (0:11.06)	0:11.88 [8] (0:11.88)
Average Speed [km/h]	55.0	70.2	69.2	65.7	60.7
Top Speed [km/h]	69.9	71.1	71.1	67.4	64.6
Avg. Dist. to Rail [m]	6.9	3.5	3.2	7.3	11.5
Avg. Stride Freq. [Hz]	2.3	2.4	2.4	2.4	2.3
Avg. Stride Length [m]	6.5	8.0	7.9	7.7	7.4



- [ ] Ranking at each section and finish
- .-.- No data available at this section
- NA No data available



Horse/Jockey Name	Mishani Maverick
Final Rank	8
Fastest Section Time (Section)	0:10.06 (800m)
Top Speed [km/h] (Section)	73.1 (800m)
Race State	Finished



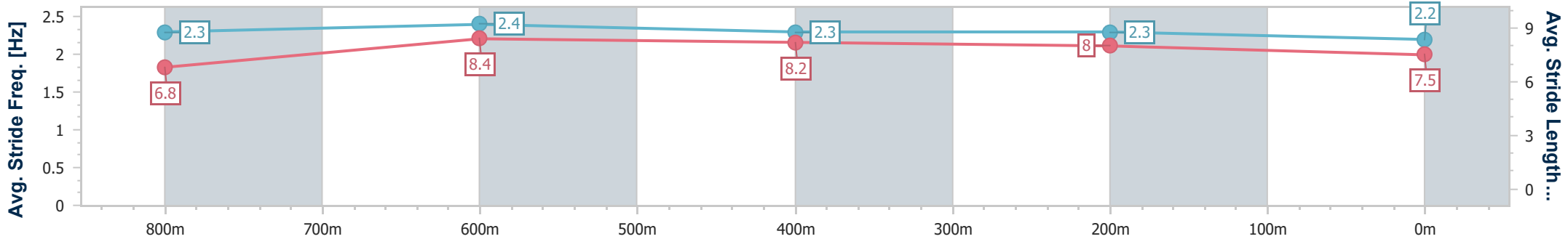
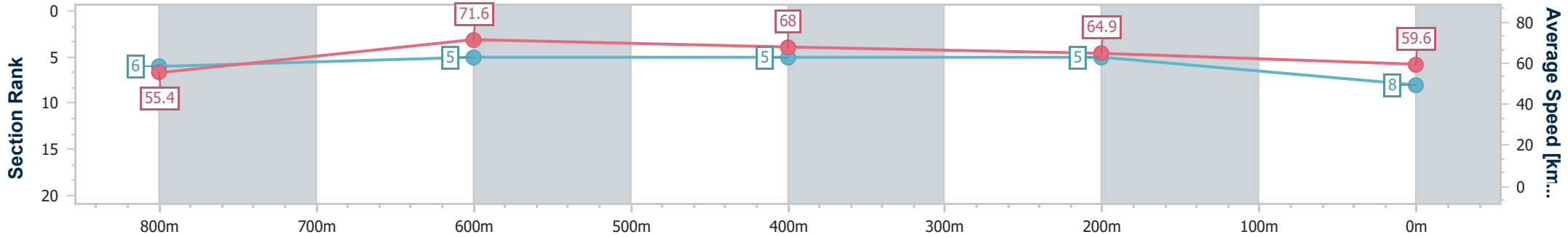
Townsville QLD Professional  
 Race 8: A. GABRIELLI CONSTRUCTIONS - THAT'S A WRAP  
 BENCHMARK 55 Handicap - 1000m



17 November 2024 - 17:17

Track Rating: Good 4, Weather: Fine, Rail Position: +4m 1000m-0m, +0m Remainder

Section	Overall	800m	600m	400m	200m
Section Times	0:57.02 [8] (0:13.00)	0:44.02 [6] (0:10.06)	0:33.96 [5] (0:10.70)	0:23.26 [5] (0:11.15)	0:12.11 [5] (0:12.11)
Average Speed [km/h]	55.4	71.6	68.0	64.9	59.6
Top Speed [km/h]	72.8	73.1	70.1	66.7	62.9
Avg. Dist. to Rail [m]	1.4	0.4	1.9	3.2	4.2
Avg. Stride Freq. [Hz]	2.3	2.4	2.3	2.3	2.2
Avg. Stride Length [m]	6.8	8.4	8.2	8.0	7.5



- [ ] Ranking at each section and finish
- .-.- No data available at this section
- NA No data available



Horse/Jockey Name	Coppabella Road
Final Rank	9
Fastest Section Time (Section)	0:10.14 (800m)
Top Speed [km/h] (Section)	72.8 (800m)
Race State	Finished



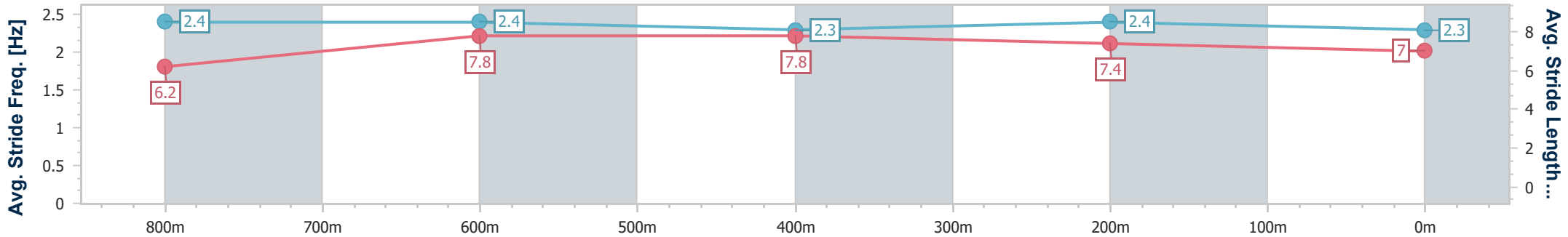
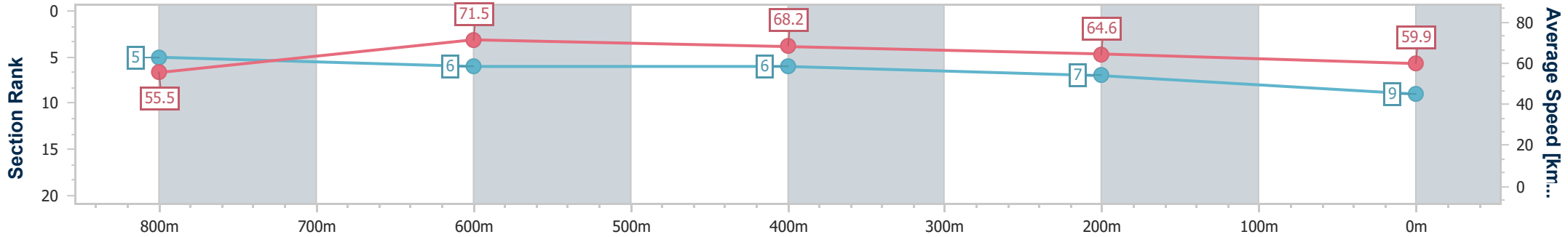
Townsville QLD Professional  
 Race 8: A. GABRIELLI CONSTRUCTIONS - THAT'S A WRAP  
 BENCHMARK 55 Handicap - 1000m



17 November 2024 - 17:17

Track Rating: Good 4, Weather: Fine, Rail Position: +4m 1000m-0m,  
 +0m Remainder

Section	Overall	800m	600m	400m	200m
Section Times	0:57.14 [9] (0:12.99)	0:44.15 [5] (0:10.14)	0:34.01 [6] (0:10.70)	0:23.31 [6] (0:11.25)	0:12.06 [7] (0:12.06)
Average Speed [km/h]	55.5	71.5	68.2	64.6	59.9
Top Speed [km/h]	72.8	72.8	70.2	66.9	62.8
Avg. Dist. to Rail [m]	2.8	1.9	2.9	6.5	9.4
Avg. Stride Freq. [Hz]	2.4	2.4	2.3	2.4	2.3
Avg. Stride Length [m]	6.2	7.8	7.8	7.4	7.0



- [ ] Ranking at each section and finish
- .-.- No data available at this section
- NA No data available



Horse/Jockey Name	Wicklow Lass
Final Rank	10
Fastest Section Time (Section)	0:10.14 (800m)
Top Speed [km/h] (Section)	73.8 (800m)
Race State	Finished



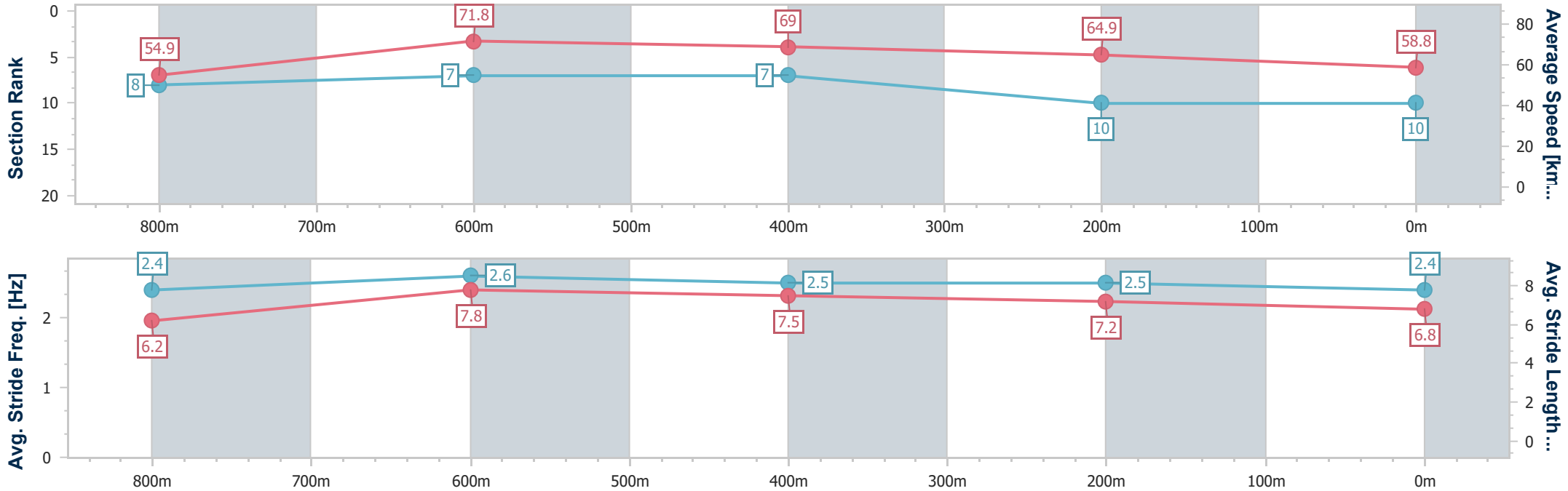
Townsville QLD Professional  
 Race 8: A. GABRIELLI CONSTRUCTIONS - THAT'S A WRAP  
 BENCHMARK 55 Handicap - 1000m



17 November 2024 - 17:17

Track Rating: Good 4, Weather: Fine, Rail Position: +4m 1000m-0m, +0m Remainder

Section	Overall	800m	600m	400m	200m
Section Times	0:57.43 [10] (0:13.12)	0:44.31 [8] (0:10.14)	0:34.17 [7] (0:10.64)	0:23.53 [7] (0:11.24)	0:12.29 [10] (0:12.29)
Average Speed [km/h]	54.9	71.8	69.0	64.9	58.8
Top Speed [km/h]	73.5	73.8	72.0	66.4	63.9
Avg. Dist. to Rail [m]	4.5	2.5	4.2	9.3	11.6
Avg. Stride Freq. [Hz]	2.4	2.6	2.5	2.5	2.4
Avg. Stride Length [m]	6.2	7.8	7.5	7.2	6.8



- [ ] Ranking at each section and finish
- .-.- No data available at this section
- NA No data available



Horse/Jockey Name	Read 'Em And Weep
Final Rank	11
Fastest Section Time (Section)	0:10.19 (800m)
Top Speed [km/h] (Section)	72.9 (800m)
Race State	Finished



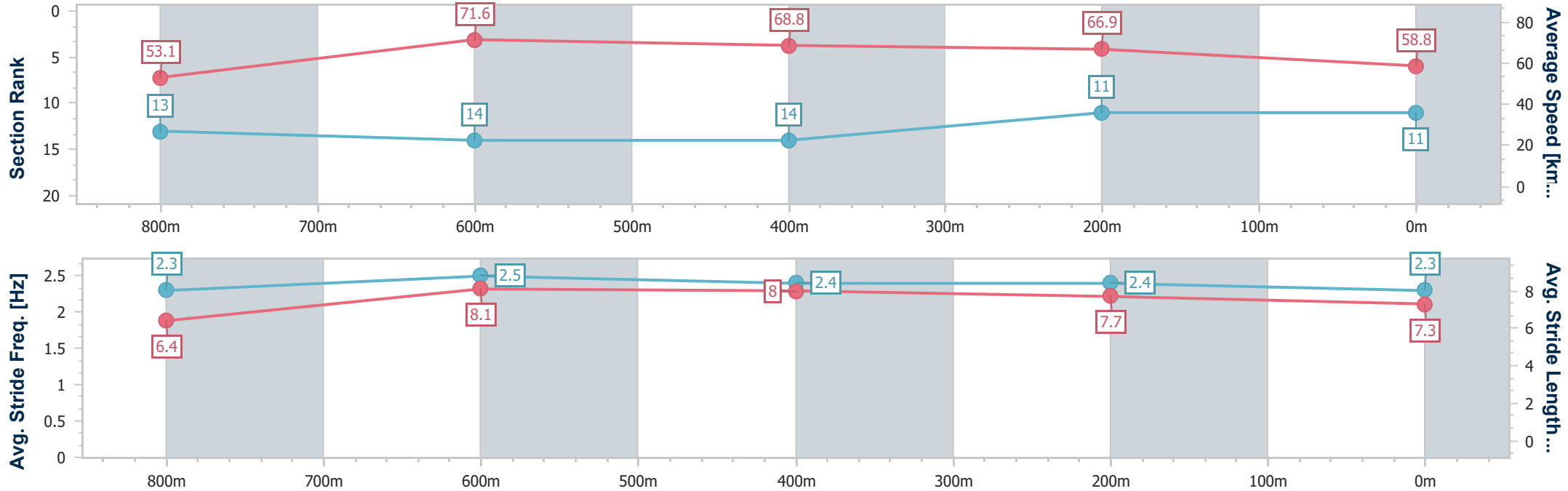
Townsville QLD Professional  
 Race 8: A. GABRIELLI CONSTRUCTIONS - THAT'S A WRAP  
 BENCHMARK 55 Handicap - 1000m



17 November 2024 - 17:17

Track Rating: Good 4, Weather: Fine, Rail Position: +4m 1000m-0m, +0m Remainder

Section	Overall	800m	600m	400m	200m
Section Times	0:57.50 [11] (0:13.58)	0:43.92 [13] (0:10.19)	0:33.73 [14] (0:10.65)	0:23.08 [14] (0:10.84)	0:12.24 [11] (0:12.24)
Average Speed [km/h]	53.1	71.6	68.8	66.9	58.8
Top Speed [km/h]	72.5	72.9	70.2	69.3	65.3
Avg. Dist. to Rail [m]	8.1	3.1	3.7	5.4	8.8
Avg. Stride Freq. [Hz]	2.3	2.5	2.4	2.4	2.3
Avg. Stride Length [m]	6.4	8.1	8.0	7.7	7.3



- [ ] Ranking at each section and finish
- .-.- No data available at this section
- NA No data available



Horse/Jockey Name	Borneo
Final Rank	12
Fastest Section Time (Section)	0:10.34 (800m)
Top Speed [km/h] (Section)	71.7 (800m)
Race State	Finished



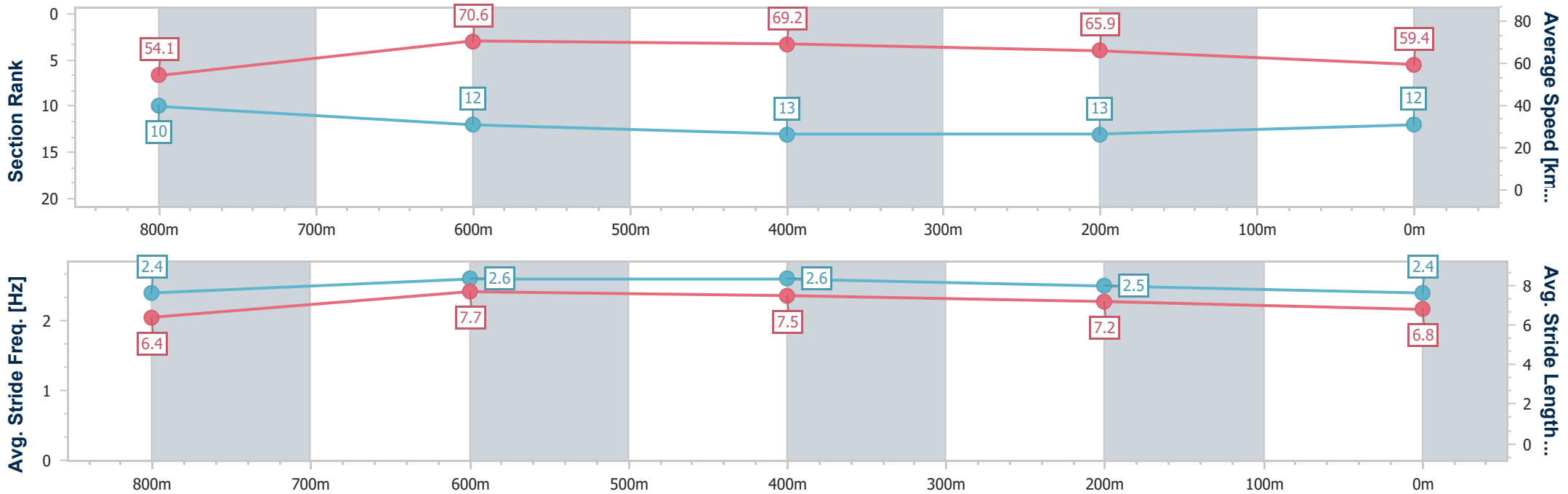
Townsville QLD Professional  
 Race 8: A. GABRIELLI CONSTRUCTIONS - THAT'S A WRAP  
 BENCHMARK 55 Handicap - 1000m



17 November 2024 - 17:17

Track Rating: Good 4, Weather: Fine, Rail Position: +4m 1000m-0m,  
 +0m Remainder

Section	Overall	800m	600m	400m	200m
Section Times	0:57.51 [12] (0:13.31)	0:44.20 [10] (0:10.34)	0:33.86 [12] (0:10.62)	0:23.24 [13] (0:11.09)	0:12.15 [13] (0:12.15)
Average Speed [km/h]	54.1	70.6	69.2	65.9	59.4
Top Speed [km/h]	71.4	71.7	70.7	67.5	63.7
Avg. Dist. to Rail [m]	8.0	3.5	4.4	9.3	12.2
Avg. Stride Freq. [Hz]	2.4	2.6	2.6	2.5	2.4
Avg. Stride Length [m]	6.4	7.7	7.5	7.2	6.8



- [ ] Ranking at each section and finish
- .-.- No data available at this section
- NA No data available



Horse/Jockey Name	She's Rewarding
Final Rank	13
Fastest Section Time (Section)	0:10.10 (800m)
Top Speed [km/h] (Section)	72.7 (800m)
Race State	Finished



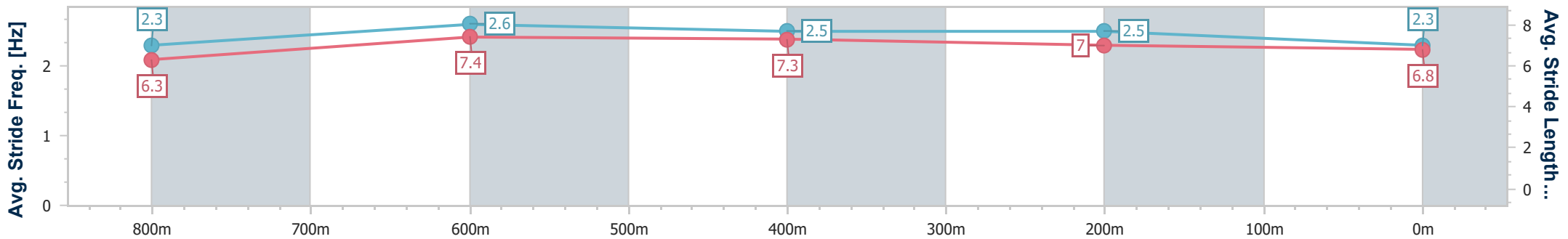
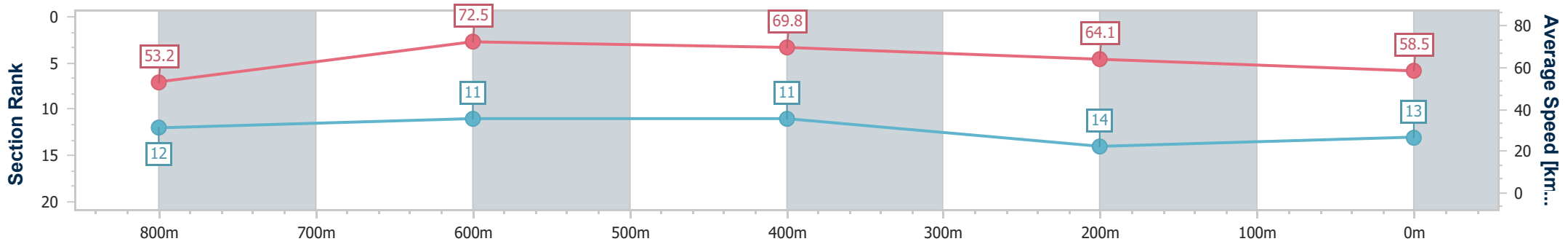
Townsville QLD Professional  
 Race 8: A. GABRIELLI CONSTRUCTIONS - THAT'S A WRAP  
 BENCHMARK 55 Handicap - 1000m



17 November 2024 - 17:17

Track Rating: Good 4, Weather: Fine, Rail Position: +4m 1000m-0m, +0m Remainder

Section	Overall	800m	600m	400m	200m
Section Times	0:57.81 [13] (0:13.54)	0:44.27 [12] (0:10.10)	0:34.17 [11] (0:10.53)	0:23.64 [11] (0:11.35)	0:12.29 [14] (0:12.29)
Average Speed [km/h]	53.2	72.5	69.8	64.1	58.5
Top Speed [km/h]	71.7	72.7	71.5	67.6	61.0
Avg. Dist. to Rail [m]	5.3	3.6	4.7	5.7	5.6
Avg. Stride Freq. [Hz]	2.3	2.6	2.5	2.5	2.3
Avg. Stride Length [m]	6.3	7.4	7.3	7.0	6.8



- [ ] Ranking at each section and finish
- .-.- No data available at this section
- NA No data available



Horse/Jockey Name	Flying Artist
Final Rank	14
Fastest Section Time (Section)	0:10.09 (800m)
Top Speed [km/h] (Section)	73.5 (800m)
Race State	Finished



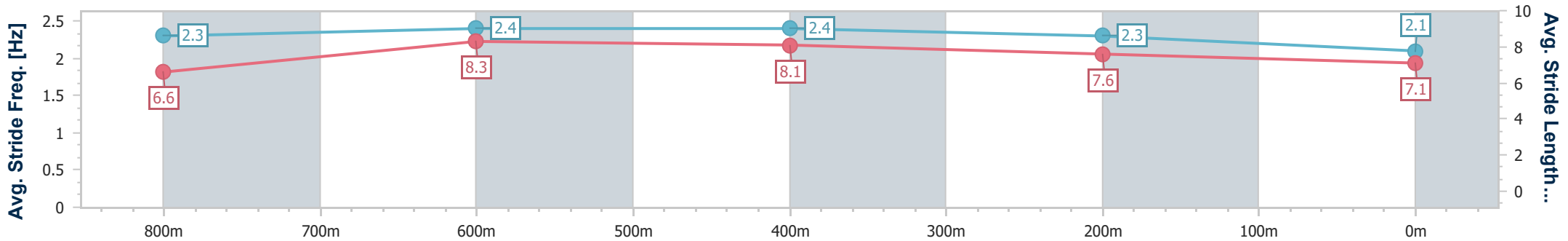
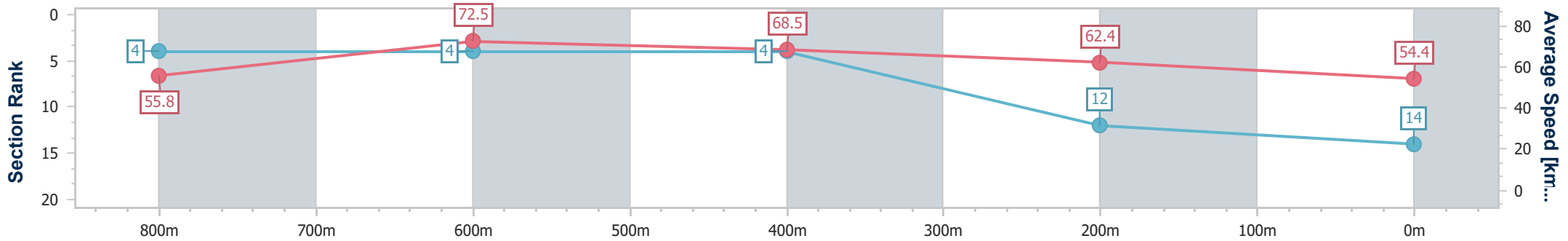
Townsville QLD Professional  
 Race 8: A. GABRIELLI CONSTRUCTIONS - THAT'S A WRAP  
 BENCHMARK 55 Handicap - 1000m



17 November 2024 - 17:17

Track Rating: Good 4, Weather: Fine, Rail Position: +4m 1000m-0m,  
 +0m Remainder

Section	Overall	800m	600m	400m	200m
Section Times	0:58.62 [14] (0:12.91)	0:45.71 [4] (0:10.09)	0:35.62 [4] (0:10.72)	0:24.90 [4] (0:11.63)	0:13.27 [12] (0:13.27)
Average Speed [km/h]	55.8	72.5	68.5	62.4	54.4
Top Speed [km/h]	73.4	73.5	70.7	66.2	58.5
Avg. Dist. to Rail [m]	10.0	4.5	4.1	5.4	6.8
Avg. Stride Freq. [Hz]	2.3	2.4	2.4	2.3	2.1
Avg. Stride Length [m]	6.6	8.3	8.1	7.6	7.1



- [ ] Ranking at each section and finish
- .-.- No data available at this section
- NA No data available