



Townsville QLD Professional

Race 3: A. GABRIELLI CONSTRUCTIONS TOWNSVILLE AMATEUR CUP

OPEN Handicap - 1609m

17 November 2024 - 14:16



Track Rating: Good 4, Weather: Fine, Rail Position: +4m 1000m-0m, +0m Remainder

Section		Overall	1400m	1200m	1000m	800m	600m	400m	Last 600m				
Field Times		1:36.31 (0:15.15)	1:21.16 (0:10.98)	1:10.18 (0:11.27)	0:58.91 (0:11.81)	0:47.10 (0:11.90)	0:35.20 (0:11.74)	0:23.46 (0:11.50)	0:35.20				
Rank	TAB Horse/Jockey	Barrier	Top Speed [km/h]	Fastest Section									Distance Travelled [m]
1	7 CINQUE TERRE Lacey Morrison	4	66.6 1200m	0:11.10 1200m	1:36.31 [1] (0:15.62)	1:20.69 [5] (0:11.29)	1:09.40 [5] (0:11.10)	0:58.30 [5] (0:11.68)	0:46.62 [4] (0:11.85)	0:34.77 [4] (0:11.43)	0:23.34 [3] (0:11.38)	0:34.77	
2	1 TURBEAU Ryan Wiggins	7	69.1 1200m	0:10.87 1200m	1:36.31 [2] (0:15.86)	1:20.45 [7] (0:11.40)	1:09.05 [7] (0:10.87)	0:58.18 [6] (0:11.81)	0:46.37 [7] (0:11.91)	0:34.46 [7] (0:11.47)	0:22.99 [7] (0:11.22)	0:34.46	+7
3	3 MEDAL Pietro Romeo	3	65.6 1400m	0:11.10 1400m	1:36.60 [3] (0:15.26)	1:21.34 [2] (0:11.10)	1:10.24 [3] (0:11.29)	0:58.95 [3] (0:11.83)	0:47.12 [3] (0:11.88)	0:35.24 [3] (0:11.64)	0:23.60 [4] (0:11.62)	0:35.24	+3
4	2 THE DRILLER Nathan Day	2	66.2 1200m	0:11.17 1200m	1:36.65 [4] (0:15.52)	1:21.13 [4] (0:11.21)	1:09.92 [4] (0:11.17)	0:58.75 [4] (0:11.87)	0:46.88 [5] (0:11.94)	0:34.94 [5] (0:11.53)	0:23.41 [6] (0:11.42)	0:34.94	+3
5	4 HIGHER LOVE Graham Kliese	6	67.2 1200m	0:10.98 1200m	1:36.66 [5] (0:15.85)	1:20.81 [6] (0:11.34)	1:09.47 [6] (0:10.98)	0:58.49 [7] (0:11.74)	0:46.75 [6] (0:11.81)	0:34.94 [6] (0:11.47)	0:23.47 [5] (0:11.34)	0:34.94	+7
6	6 WISE DRAGON Nathan Thomas	5	66.9 1400m	0:10.92 1400m	1:37.20 [6] (0:15.27)	1:21.93 [3] (0:10.92)	1:11.01 [2] (0:11.28)	0:59.73 [2] (0:11.90)	0:47.83 [2] (0:11.91)	0:35.92 [2] (0:11.65)	0:24.27 [2] (0:11.68)	0:35.92	+7
7	5 TAVISTEEL Jackson Murphy	1	67.1 1400m	0:10.98 1400m	1:37.47 [7] (0:15.15)	1:22.32 [1] (0:10.98)	1:11.34 [1] (0:11.27)	1:00.07 [1] (0:11.81)	0:48.26 [1] (0:11.90)	0:36.36 [1] (0:11.74)	0:24.62 [1] (0:11.81)	0:36.36	+2

[] Ranking at each section and finish
 -:-:- No data available at this section
 NA No data available

SCN Saddle cloth number
 DNF Did not finish
 DNT Did not track



Townsville QLD Professional
Race 3: A. GABRIELLI CONSTRUCTIONS TOWNSVILLE AMATEUR CUP
OPEN Handicap - 1609m
17 November 2024 - 14:16



Track Rating: Good 4, Weather: Fine, Rail Position: +4m 1000m-0m, +0m Remainder

Section				200m				Last 600m	
Field Times				0:11.96		(0:11.96)		0:35.20	
Rank	TAB	Horse/Jockey	Barrier	Top Speed [km/h]	Fastest Section	Margin			Distance Travelled [m]
1	7	CINQUE TERRE Lacey Morrison	4	66.6 1200m	0:11.10 1200m	0:11.96 [1] (0:11.96)	1:36.31		0:34.77
2	1	TURBEAU Ryan Wiggins	7	69.1 1200m	0:10.87 1200m	0:11.77 [3] (0:11.77)	0.02L		0:34.46 +7
3	3	MEDAL Pietro Romeo	3	65.6 1400m	0:11.10 1400m	0:11.98 [5] (0:11.98)	1.71L		0:35.24 +3
4	2	THE DRILLER Nathan Day	2	66.2 1200m	0:11.17 1200m	0:11.99 [7] (0:11.99)	2.02L		0:34.94 +3
5	4	HIGHER LOVE Graham Kliese	6	67.2 1200m	0:10.98 1200m	0:12.13 [2] (0:12.13)	2.06L		0:34.94 +7
6	6	WISE DRAGON Nathan Thomas	5	66.9 1400m	0:10.92 1400m	0:12.59 [4] (0:12.59)	5.23L		0:35.92 +7
7	5	TAVISTEEL Jackson Murphy	1	67.1 1400m	0:10.98 1400m	0:12.81 [6] (0:12.81)	6.87L		0:36.36 +2

[] Ranking at each section and finish
 -:-:- No data available at this section
 NA No data available

SCN Saddle cloth number
 DNF Did not finish
 DNT Did not track



Horse/Jockey Name	Cinque Terre
Final Rank	1
Fastest Section Time (Section)	0:11.10 (1200m)
Top Speed [km/h] (Section)	66.6 (1200m)
Race State	Finished



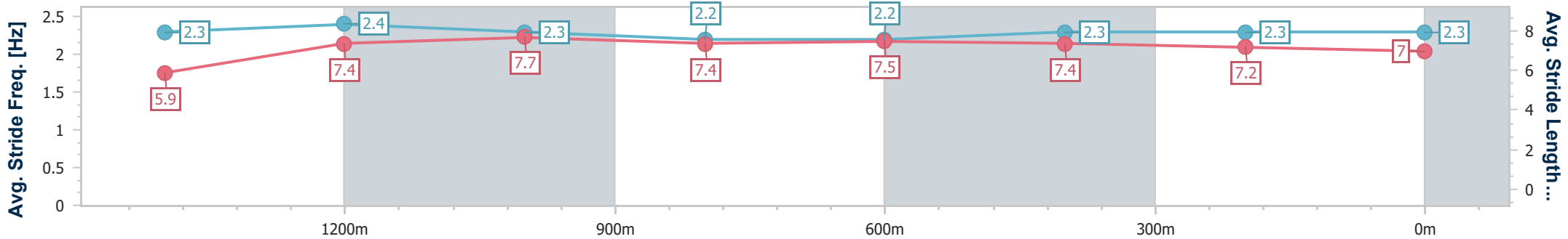
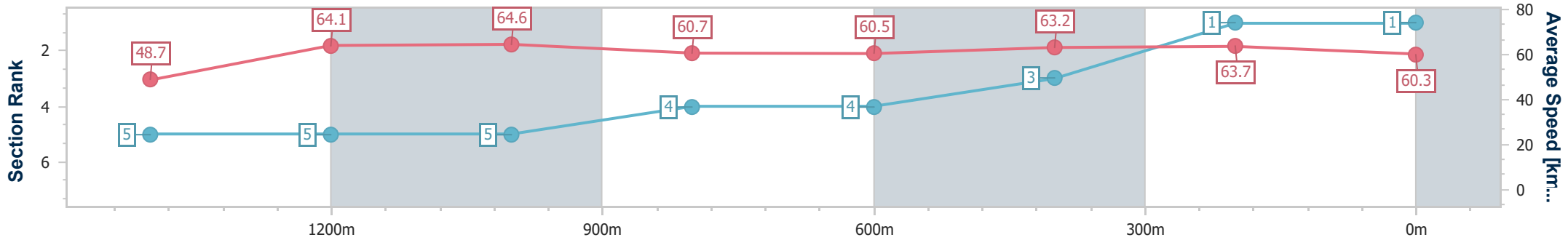
Townsville QLD Professional
 Race 3: A. GABRIELLI CONSTRUCTIONS TOWNSVILLE
 AMATEUR CUP OPEN Handicap - 1609m



17 November 2024 - 14:16

Track Rating: Good 4, Weather: Fine, Rail Position: +4m 1000m-0m,
 +0m Remainder

Section	Overall	1400m	1200m	1000m	800m	600m	400m	200m						
Section Times	1:36.31 [1] (0:15.62)	1:20.69 [5] (0:11.29)	1:09.40 [5] (0:11.10)	0:58.30 [5] (0:11.68)	0:46.62 [4] (0:11.85)	0:34.77 [4] (0:11.43)	0:23.34 [3] (0:11.38)	0:11.96 [1] (0:11.96)						
Average Speed [km/h]	48.7	64.1	64.6	60.7	60.5	63.2	63.7	60.3						
Top Speed [km/h]	61.6	66.2	66.6	62.1	62.3	64.0	64.9	62.7						
Avg. Dist. to Rail [m]	6.3	1.9	1.5	3.0	1.0	1.2	4.9	6.0						
Avg. Stride Freq. [Hz]	2.3	2.4	2.3	2.2	2.2	2.3	2.3	2.3						
Avg. Stride Length [m]	5.9	7.4	7.7	7.4	7.5	7.4	7.2	7.0						



- [] Ranking at each section and finish
- .-.- No data available at this section
- NA No data available



Horse/Jockey Name	Turbeau
Final Rank	2
Fastest Section Time (Section)	0:10.87 (1200m)
Top Speed [km/h] (Section)	69.1 (1200m)
Race State	Finished



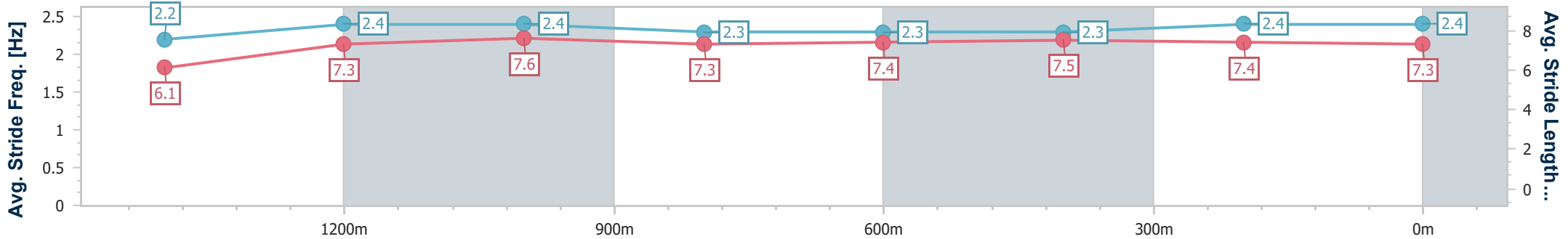
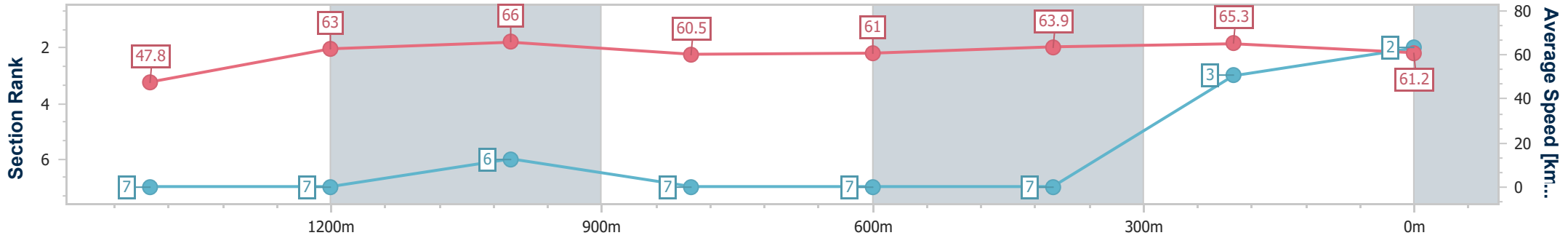
Townsville QLD Professional
 Race 3: A. GABRIELLI CONSTRUCTIONS TOWNSVILLE
 AMATEUR CUP OPEN Handicap - 1609m



17 November 2024 - 14:16

Track Rating: Good 4, Weather: Fine, Rail Position: +4m 1000m-0m,
 +0m Remainder

Section	Overall	1400m	1200m	1000m	800m	600m	400m	200m						
Section Times	1:36.31 [2] (0:15.86)	1:20.45 [7] (0:11.40)	1:09.05 [7] (0:10.87)	0:58.18 [6] (0:11.81)	0:46.37 [7] (0:11.91)	0:34.46 [7] (0:11.47)	0:22.99 [7] (0:11.22)	0:11.77 [3] (0:11.77)						
Average Speed [km/h]	47.8	63.0	66.0	60.5	61.0	63.9	65.3	61.2						
Top Speed [km/h]	61.8	66.3	69.1	63.1	63.2	65.9	66.2	64.1						
Avg. Dist. to Rail [m]	6.8	0.6	1.5	1.8	1.3	3.8	10.1	8.3						
Avg. Stride Freq. [Hz]	2.2	2.4	2.4	2.3	2.3	2.3	2.4	2.4						
Avg. Stride Length [m]	6.1	7.3	7.6	7.3	7.4	7.5	7.4	7.3						



- [] Ranking at each section and finish
- .-.- No data available at this section
- NA No data available



Horse/Jockey Name	Medal
Final Rank	3
Fastest Section Time (Section)	0:11.10 (1400m)
Top Speed [km/h] (Section)	65.6 (1400m)
Race State	Finished



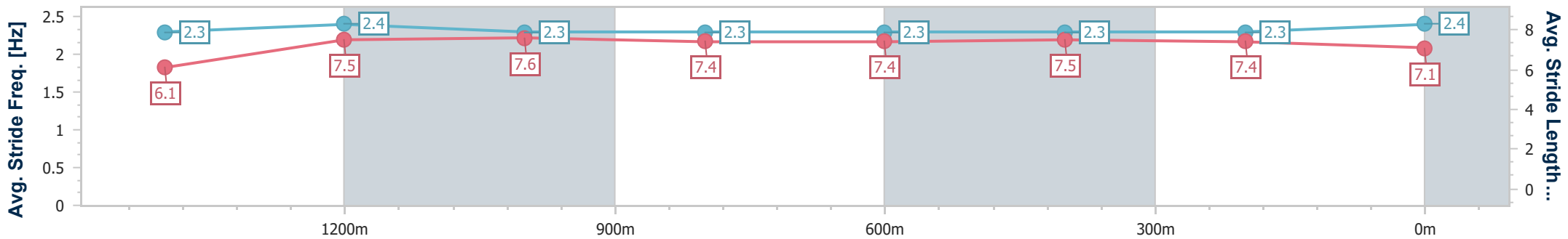
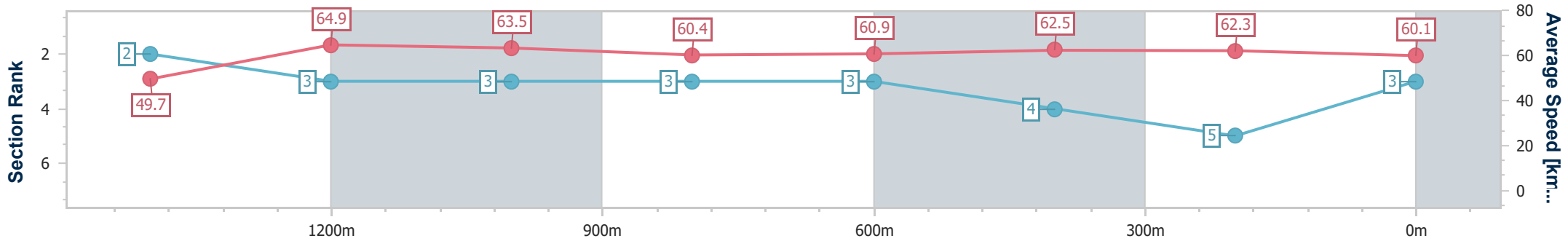
Townsville QLD Professional
 Race 3: A. GABRIELLI CONSTRUCTIONS TOWNSVILLE
 AMATEUR CUP OPEN Handicap - 1609m



17 November 2024 - 14:16

Track Rating: Good 4, Weather: Fine, Rail Position: +4m 1000m-0m,
 +0m Remainder

Section	Overall	1400m	1200m	1000m	800m	600m	400m	200m						
Section Times	1:36.60 [3] (0:15.26)	1:21.34 [2] (0:11.10)	1:10.24 [3] (0:11.29)	0:58.95 [3] (0:11.83)	0:47.12 [3] (0:11.88)	0:35.24 [3] (0:11.64)	0:23.60 [4] (0:11.62)	0:11.98 [5] (0:11.98)						
Average Speed [km/h]	49.7	64.9	63.5	60.4	60.9	62.5	62.3	60.1						
Top Speed [km/h]	63.9	65.6	65.5	61.8	63.2	63.2	63.2	62.0						
Avg. Dist. to Rail [m]	5.2	1.2	1.9	1.9	0.9	2.3	3.2	3.6						
Avg. Stride Freq. [Hz]	2.3	2.4	2.3	2.3	2.3	2.3	2.3	2.4						
Avg. Stride Length [m]	6.1	7.5	7.6	7.4	7.4	7.5	7.4	7.1						



- [] Ranking at each section and finish
- .-.- No data available at this section
- NA No data available



Horse/Jockey Name	The Driller
Final Rank	4
Fastest Section Time (Section)	0:11.17 (1200m)
Top Speed [km/h] (Section)	66.2 (1200m)
Race State	Finished



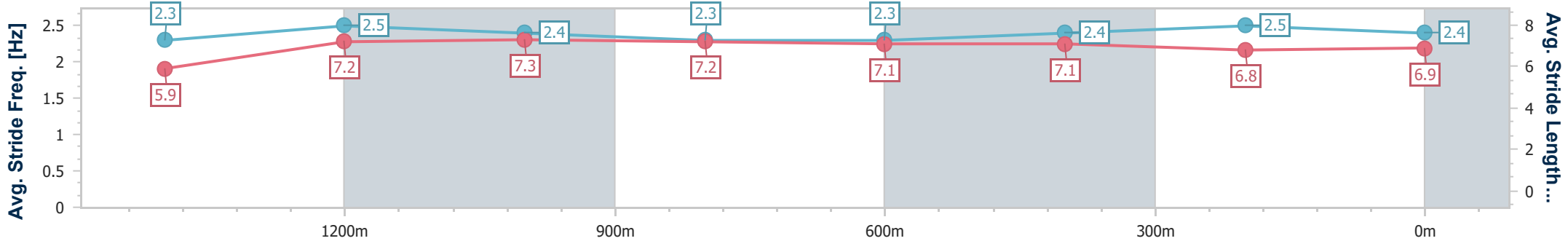
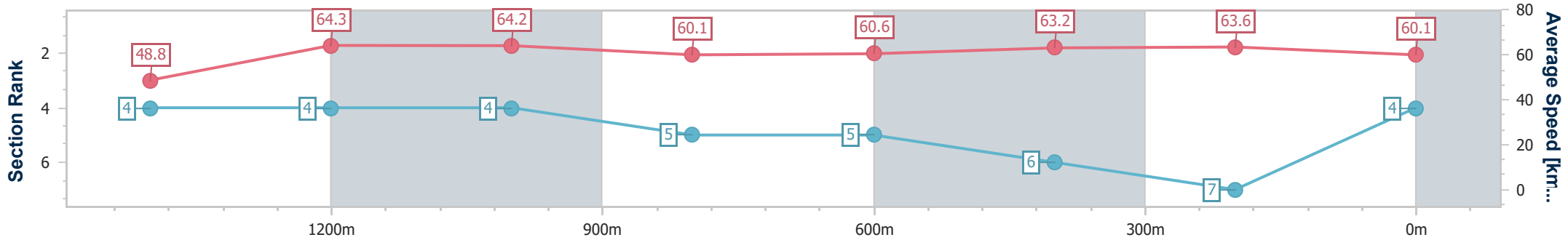
Townsville QLD Professional
 Race 3: A. GABRIELLI CONSTRUCTIONS TOWNSVILLE
 AMATEUR CUP OPEN Handicap - 1609m



17 November 2024 - 14:16

Track Rating: Good 4, Weather: Fine, Rail Position: +4m 1000m-0m,
 +0m Remainder

Section	Overall	1400m	1200m	1000m	800m	600m	400m	200m						
Section Times	1:36.65 [4] (0:15.52)	1:21.13 [4] (0:11.21)	1:09.92 [4] (0:11.17)	0:58.75 [4] (0:11.87)	0:46.88 [5] (0:11.94)	0:34.94 [5] (0:11.53)	0:23.41 [6] (0:11.42)	0:11.99 [7] (0:11.99)						
Average Speed [km/h]	48.8	64.3	64.2	60.1	60.6	63.2	63.6	60.1						
Top Speed [km/h]	62.6	65.8	66.2	61.9	62.0	63.9	64.2	63.0						
Avg. Dist. to Rail [m]	4.7	0.4	1.6	1.8	1.1	2.7	5.4	6.7						
Avg. Stride Freq. [Hz]	2.3	2.5	2.4	2.3	2.3	2.4	2.5	2.4						
Avg. Stride Length [m]	5.9	7.2	7.3	7.2	7.1	7.1	6.8	6.9						



- [] Ranking at each section and finish
- .-.- No data available at this section
- NA No data available



Horse/Jockey Name	Higher Love
Final Rank	5
Fastest Section Time (Section)	0:10.98 (1200m)
Top Speed [km/h] (Section)	67.2 (1200m)
Race State	Finished



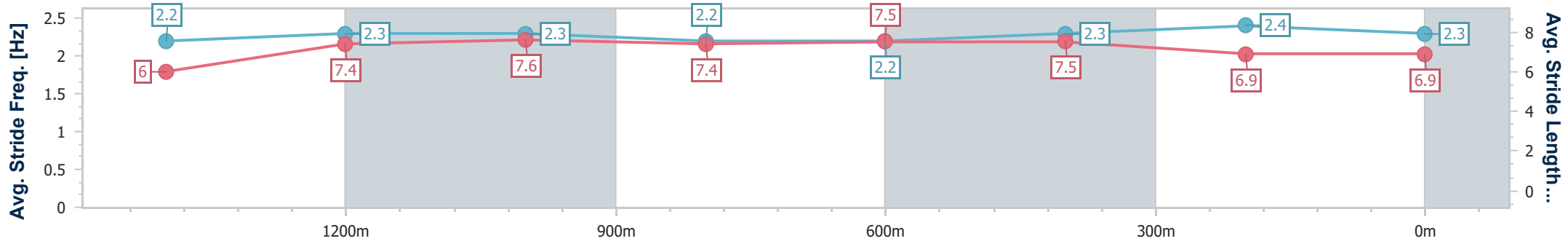
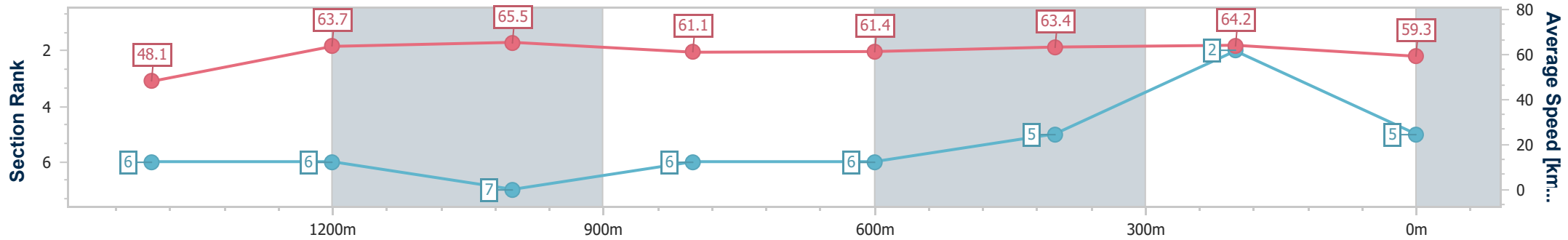
Townsville QLD Professional
 Race 3: A. GABRIELLI CONSTRUCTIONS TOWNSVILLE
 AMATEUR CUP OPEN Handicap - 1609m



17 November 2024 - 14:16

Track Rating: Good 4, Weather: Fine, Rail Position: +4m 1000m-0m,
 +0m Remainder

Section	Overall	1400m	1200m	1000m	800m	600m	400m	200m						
Section Times	1:36.66 [5] (0:15.85)	1:20.81 [6] (0:11.34)	1:09.47 [6] (0:10.98)	0:58.49 [7] (0:11.74)	0:46.75 [6] (0:11.81)	0:34.94 [6] (0:11.47)	0:23.47 [5] (0:11.34)	0:12.13 [2] (0:12.13)						
Average Speed [km/h]	48.1	63.7	65.5	61.1	61.4	63.4	64.2	59.3						
Top Speed [km/h]	61.2	66.1	67.2	63.1	64.2	64.4	65.2	62.0						
Avg. Dist. to Rail [m]	8.0	1.7	1.4	1.2	1.2	2.4	6.0	6.5						
Avg. Stride Freq. [Hz]	2.2	2.3	2.3	2.2	2.2	2.3	2.4	2.3						
Avg. Stride Length [m]	6.0	7.4	7.6	7.4	7.5	7.5	6.9	6.9						



- [] Ranking at each section and finish
- .-.- No data available at this section
- NA No data available



Horse/Jockey Name	Wise Dragon
Final Rank	6
Fastest Section Time (Section)	0:10.92 (1400m)
Top Speed [km/h] (Section)	66.9 (1400m)
Race State	Finished



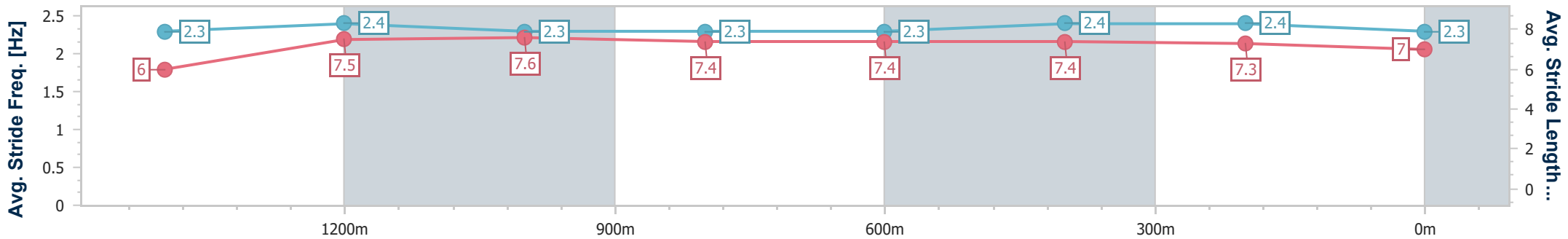
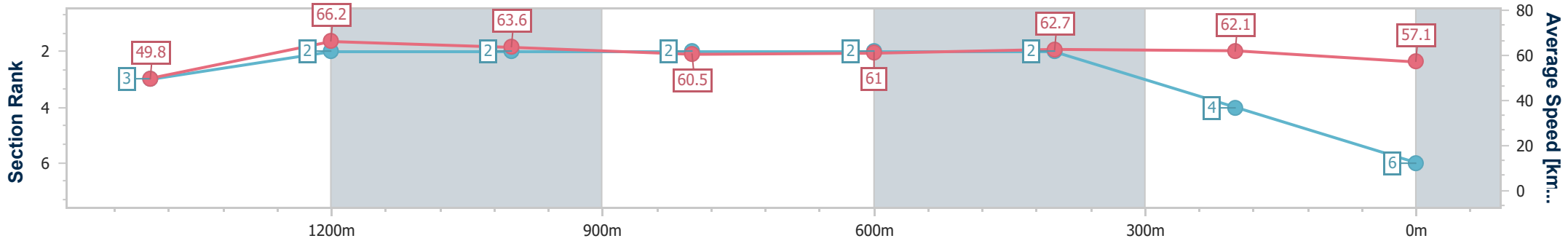
Townsville QLD Professional
 Race 3: A. GABRIELLI CONSTRUCTIONS TOWNSVILLE
 AMATEUR CUP OPEN Handicap - 1609m



17 November 2024 - 14:16

Track Rating: Good 4, Weather: Fine, Rail Position: +4m 1000m-0m,
 +0m Remainder

Section	Overall	1400m	1200m	1000m	800m	600m	400m	200m						
Section Times	1:37.20 [6] (0:15.27)	1:21.93 [3] (0:10.92)	1:11.01 [2] (0:11.28)	0:59.73 [2] (0:11.90)	0:47.83 [2] (0:11.91)	0:35.92 [2] (0:11.65)	0:24.27 [2] (0:11.68)	0:12.59 [4] (0:12.59)						
Average Speed [km/h]	49.8	66.2	63.6	60.5	61.0	62.7	62.1	57.1						
Top Speed [km/h]	66.0	66.9	65.6	61.6	63.4	63.5	63.3	60.6						
Avg. Dist. to Rail [m]	6.7	2.0	1.2	1.2	2.1	2.6	4.6	5.3						
Avg. Stride Freq. [Hz]	2.3	2.4	2.3	2.3	2.3	2.4	2.4	2.3						
Avg. Stride Length [m]	6.0	7.5	7.6	7.4	7.4	7.4	7.3	7.0						



- [] Ranking at each section and finish
- .-.- No data available at this section
- NA No data available



Horse/Jockey Name	Tavistee
Final Rank	7
Fastest Section Time (Section)	0:10.98 (1400m)
Top Speed [km/h] (Section)	67.1 (1400m)
Race State	Finished



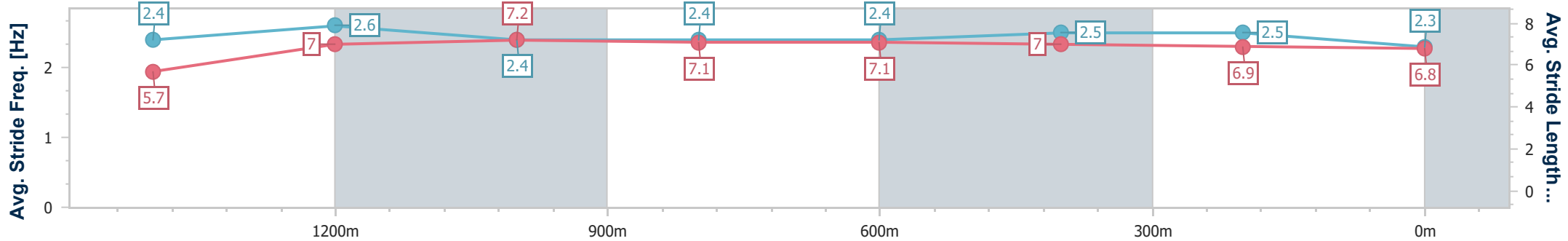
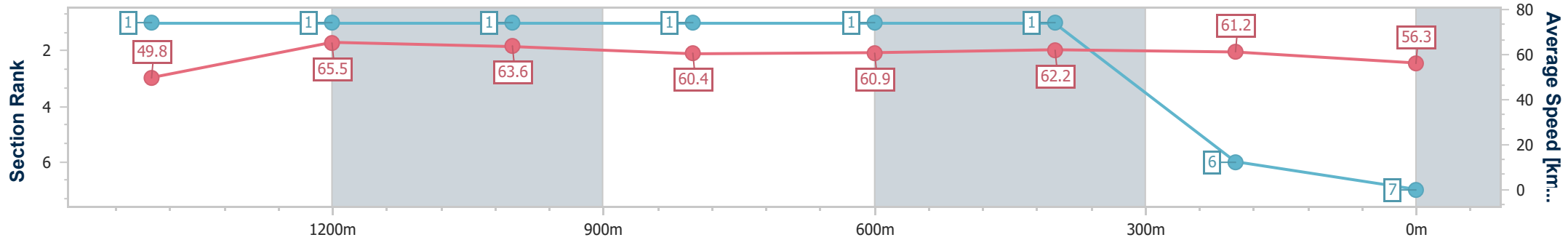
Townsville QLD Professional
 Race 3: A. GABRIELLI CONSTRUCTIONS TOWNSVILLE
 AMATEUR CUP OPEN Handicap - 1609m



17 November 2024 - 14:16

Track Rating: Good 4, Weather: Fine, Rail Position: +4m 1000m-0m,
 +0m Remainder

Section	Overall	1400m	1200m	1000m	800m	600m	400m	200m						
Section Times	1:37.47 [7] (0:15.15)	1:22.32 [1] (0:10.98)	1:11.34 [1] (0:11.27)	1:00.07 [1] (0:11.81)	0:48.26 [1] (0:11.90)	0:36.36 [1] (0:11.74)	0:24.62 [1] (0:11.81)	0:12.81 [6] (0:12.81)						
Average Speed [km/h]	49.8	65.5	63.6	60.4	60.9	62.2	61.2	56.3						
Top Speed [km/h]	63.7	67.1	65.5	62.0	63.1	63.3	63.3	60.0						
Avg. Dist. to Rail [m]	2.7	0.5	1.7	2.1	1.1	2.7	3.8	4.3						
Avg. Stride Freq. [Hz]	2.4	2.6	2.4	2.4	2.4	2.5	2.5	2.3						
Avg. Stride Length [m]	5.7	7.0	7.2	7.1	7.1	7.0	6.9	6.8						



- [] Ranking at each section and finish
- .-.- No data available at this section
- NA No data available